

MASTER PARTS AND ACCESSORIES CATALOG

FORM FPS 8096-A

(Text Only)

FORD PARTS and SERVICE DIVISION

INDEX

| | |
|--|------------|
| Abbreviations | 13,14 |
| Accessory Weight Chart | 64 thru 71 |
| Attaching Parts (Nuts, Bolts, etc.) | 11 |
| Cross Reference List between Manufacturers' and Ford Part Numbers | 12 |
| D.S.O. | 12 |
| F.S.O. | 12 |
| Formats. | 3 |
| General Instructions. | 2 |
| How to Identify 351 C.I.D. Engines | 12 |
| How to Order Parts | 12 |
| How to Use This Catalog | 2 |
| Liquid Measure | 11 |
| L.P.O. | 12 |
| Locator Codes | 11 |
| Metric to Inches Conversion Chart. | 15,16 |
| Model Codes | 11 |
| Model Year Application | 11 |
| Parts Identification | 3 |
| R.H. and L.H. Parts. | 3 |
| Soft Trim | 11 |
| Symbols Used Regularly in Catalog | 2 |

FORD PART NUMBERING SYSTEM

| | |
|---|-----------|
| Body Parts Group Numbering System. | 4 |
| Explanation of the Ford Part Numbering System | 4 |
| Group Numbers and Related Catalog Sections | 8 thru 10 |
| Motorcraft Sales Part Numbers | 3 |
| Part Name Index | 5 thru 7 |

HOW TO ORDER PARTS

| | |
|--|-------------------------------|
| American Road Camper Parts | Recreational Vehicles Section |
| Ford Parts | 12 |
| Industrial Engine and Power Unit Parts | 12 |

RATING or WARRANTY PLATE and CERTIFICATION LABEL

| | |
|--|------------|
| Assembly Plant Codes. | 22 |
| Body Type Codes | 33 thru 52 |
| Body Type Descriptions. | 53 |
| Body Type Illustrations | 54 thru 58 |
| Color Codes - Exterior Paint. | 23 |
| Diagrams and Instructions | 17 thru 19 |
| District Codes | 63 |
| Engine Codes. | 21 |
| Front Axle Codes | 62 |
| Gross Vehicle Weight | 63 |
| Model Codes | 23 thru 32 |
| Numerical Sequence of Assembly by Truck Serial Number. | 22 |
| Rear Axle Ratio Codes. | 59 thru 61 |
| Serial Number. | 22 |
| Series Codes | 20,21 |
| Transmission Codes | 59 |
| Trim Codes. | 33 |
| Vehicle Identification Number. | 18,19 |
| Wheelbase. | 23 |

**1973/79
TRUCK SERIES 100/500****SYMBOLS COMMONLY USED IN THIS CATALOG**

The following symbols appearing on revised pages are to be interpreted as follows:

- * Indicates Motorcraft Sales Part Number.
- # Indicates some form of identification such as part number, stamping, paint stripes and tags.
- ★ Symbol indicates part is not supplied for service for the following reasons:
 - a. Part is superseded and replaced as indicated in the description column of text.
 - b. Part can be improvised as indicated in the description column of text.
 - c. Due to its function there would be little or no demand.

NOTE - ALWAYS REFER TO THE DESCRIPTION COLUMN OF THE TEXT FOR POSSIBLE SUBSTITUTION, OR FOR MATERIAL SPECIFICATIONS AND DIMENSIONS WHICH MAY BE HELPFUL IN OBTAINING THE NON-SERVICED PART LOCALLY.

GENERAL INSTRUCTIONS

This Ford Truck Master Parts Catalog contains replacement parts and accessories information for Truck Series B500, E100/350, F100/500, M450/500, P350/500 and American Road Camper for model years 1973/ on U.S. and Canadian built vehicles. Unique Canadian part numbers and applications have been identified by a symbol (♣) and footnoted. Unique U.S. part numbers and applications have been identified by a symbol (☆) and footnoted. Use this Text Catalog in conjunction with Illustrations Catalog Form FPS 8096-B.

Refer to the Index on Page 1 for a listing of the items appearing in the General Information Section.

HOW TO USE THIS CATALOG

There are three ways of finding part numbers.

1. By Part Name
2. By Illustration
3. By Identification

Should an inquiry be received for a radiator grille for a 1973 F100 -

BY PART NAME -

- A. Refer to the Chassis Parts Alphabetical Index.
- B. Refer to the alphabetical nomenclature and find the part name "Grille (radiator)". The group number listed is 8200.
- C. Refer to group number 8200 and locate 1973 in the "YEAR" column. Find the series F100/350 in the "MODEL/RESTRICTIONS" column.
- D. The part number shown is D6TZ 8200-A.

BY ILLUSTRATION -

- A. Refer to the Illustrations Catalog (Form FPS 8096-B) to the tabbed divider marked "COOLING-GRILLE".
 - B. Refer to the index immediately behind the divider and find the illustration titles for the 1973 F Series.
 - C. Under the heading "RADIATOR GRILLE and RELATED PARTS" find the illustration for the 1973 F100.
 - D. Refer to the illustration designated (on page 2 of Illustration Section 82) and find the group number for the grille to be 8200.
 - E. Refer to group number 8200 in this catalog and locate 1973 in the "YEAR" column. Find the series F100/350 in the "MODEL/RESTRICTIONS" column.
 - F. The part number shown is D6TZ 8200-A.
-

1973/79 TRUCK SERIES 100/500

**GENERAL
INFORMATION**

3

HOW TO USE THIS CATALOG cont'd.

BY IDENTIFICATION -

Certain parts and most major assemblies are identified with a part number shown on an attached tag or plate or on the part itself. Reference to identification numbers is made throughout the catalog and cross reference charts are included in some sections to provide immediate knowledge of the service part number when the identification number is known. All identification information other than charts will be preceded by the symbol (#).

IMPORTANT - Identification tags and plates must be retained with the part or assembly with which they are originally supplied.

R.H. and L.H. PARTS

The driver's side is the left hand side of the vehicle and determines whether such parts as fenders, lamps, etc. are right or left hand.

Most Right Hand and Left Hand parts are listed in adjacent columns as shown in the following examples:

| YEAR | MODEL/RESTRICTIONS | PART NUMBER | | DESCRIPTION | QTY. |
|-------|--------------------|---------------------|---------------------|-------------|------|
| 73/76 | F100/350 | (RH) D3TZ 1020124-B | (LH) D3TZ 1020125-B | | 1 |
| 73/76 | F500 | (RH) D3TZ 5020124-B | (LH) D3TZ 5020125-B | | 1 |
| | | | | | |

MOTORCRAFT SALES PART NUMBERS

To facilitate the stocking and handling of those service parts which are assigned both service part numbers and Motorcraft Sales Part Numbers, the Motorcraft Sales Part Numbers are preceded by an asterisk (*) and are usually located at the beginning of the description column.

For example, refer to Section 96, group 9601. The service part number for a carburetor air cleaner element used on a 1973 F100 with an 8 cyl. 302 C.I.D. engine is D2AZ 9601-A and the Motorcraft Sales Part Number is FA-97. In the catalog this item will be shown as D2AZ 9601-A *FA-97.

| YEAR | MODEL/RESTRICTIONS | ENGINE | | PART NUMBER | DESCRIPTION | QTY. |
|------|--------------------|--------|--------|-------------|--|------|
| | | CYL. | C.I.D. | | | |
| 73/ | E100/350, F100 | 8 | 302 | D2AZ 9601-A | *FA-97-#D2AF 9601-AA-9 1/32" I.D. x 11 17/64" O.D. x 2 5/8" high-use with D2AZ 9600-B, D3UZ 9600-B, D4AZ 9600-A, D4UZ 9600-A | 1 |
| | | | | | | |

FORMATS

Various formats are used throughout this catalog to coincide with the normal procedure for selecting the affected part numbers. Most areas of the catalog use a format arranged in the order shown below:

Column -

1. Model year.
2. Type of vehicle or equipment within a specific model year.
3. Complete part number.
4. Description, size, etc.
5. Quantity required per vehicle

Formats peculiar to a particular area of the catalog are generally self explanatory. When necessary, instructions are shown at the beginning of the affected group. For instance, the various charts and parts list method of cataloging in the Carburetor Section are explained on Page 1 of Section 95.

**GENERAL
INFORMATION**

**1973/79
TRUCK SERIES 100-500**

EXHAUST SYSTEMS CERTIFICATION

"For their intended application as specified in this catalog, the exhaust system parts and systems listed for sale have been certified to be in compliance with the requirements of the rules of the Florida Department of Environmental Regulation (Chapter 17-18, Part III of the Florida Administrative Code), and the regulations of the California Highway Patrol (Chapter 2, Part 1052) for exhaust system certification."

EXPLANATION OF THE FORD PART NUMBERING SYSTEM

For greater convenience this catalog is divided into specific sections; such as brakes, front suspension, engine, transmission, etc. For example, FRONT AXLES appear in Section 30, STEERING WHEELS in Section 36, REAR AXLE in Section 40, etc. The applicable exploded illustrations are contained in separate sections which are related to the Text Sections numbers. For example, STEERING WHEEL illustrations appear in Illustration Section 36 of the "Illustrations" Catalog, Form FPS 8096-B.

The part number groups, part names and the section numbers under which each is listed are shown on pages 5, 6 and 7 of the General Information Section.

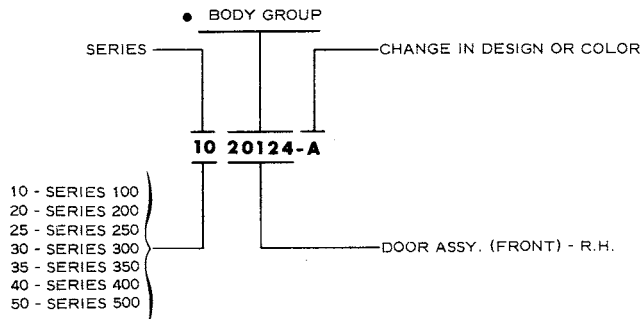
In numerical listings, expanded group numbers will be considered to follow the same sequence as the regular group numbers from which they are expanded and are arranged in Catalogs as follows:

**3538
3C538
3634
3A634**

Illustrations contain group numbers only, therefore, it is necessary to refer to the group within the TEXT portion of the catalog for complete applicable part numbers.

BODY PARTS GROUP NUMBERING SYSTEM

FOLLOWING IS A DIAGRAM OF THE BODY PARTS GROUP NUMBERING SYSTEM



● These five digits comprise the Body Group Numbers used throughout each body parts section.

**1973/79
TRUCK SERIES 100/500**

**GENERAL
INFORMATION**

5

PART NAME INDEX

Below are various major groups appearing in the Chassis and Body Sections of this Catalog. An Alphabetical Index for all chassis parts follows the General Information Section. A complete index of body parts is included at the beginning of the Body Section and a complete index of soft trim parts is included at the beginning of the Soft Trim Sections.

CHASSIS PARTS

| MAJOR GROUP | ● TABBED DIVIDER TITLE | SECTION |
|------------------------|--|-------------|
| Accelerator Linkage | Fuel | 96 |
| Accessories | Listed in their appropriate groups as identified in this index | |
| Adhesives | Wheel-Brake | Paint |
| Air Cleaner | Fuel | 96 |
| Air Conditioner | Speedo-Bumper-Shocks-Air Conditioner | 180 |
| Alternator | Generator-Alternator-Starter-Distributor | 103 |
| Automatic Transmission | Automatic Transmission | A70 |
| Axle (Front) | Front Axle-Steering | 30 |
| Axle (Rear) | Rear Axle | 40 |
| Battery | Generator-Alternator-Starter-Distributor | 103 |
| Battery Carriers | Generator-Alternator-Starter-Distributor | 103 |
| Belt (Drive) | Cooling-Grille | 86 |
| Front brakes | Wheel-Brake | 20 and 20.1 |
| Rear brakes | Wheel-Brake | 22 and 22.1 |
| Bulbs | Lamps-Wiring | 130 |
| Bumpers | Speedo.-Bumper-Shocks-Air Cond. | 170 |
| Cap (Radiator) | Cooling-Grille | 80 |
| Carburetor | Fuel | 95 |
| Carrier (Wheel) | Wheel-Brake | 11 |
| Chemicals | Wheel-Brake | Paint |
| Clutch | Transmission-Clutch | 71 |
| Clutch Assy. (Fan) | Cooling-Grille | 80 |
| Cooling System | Cooling-Grille | 80 |
| Coupling Shaft | Driveshaft-Coupling Shaft | 48 |
| Distributor | Generator-Alternator-Starter-Distributor | 120 |
| Drive Belt | Cooling-Grille | 86 |
| Driveshaft | Driveshaft-Coupling Shaft | 46 |
| Engine | Engine | 60 |
| Exhaust System | Frame-Muffler-Spring | 52.1 |
| Fan | Cooling-Grille | 86 |
| Fenders | Fender-Hood | 160 |
| Frame | Frame-Muffler-Spring | 50 |
| Front Suspension | Front Axle-Steering | 32 |
| Fuel Pump | Fuel | 93 |
| Fuel Tank | Fuel | 90 |
| Gearshift Lever | Transmission-Clutch | 71 |
| Grille | Cooling-Grille | 80 |
| Heater | Speedo.-Bumper-Shocks-Air Cond. | 180 |
| Hood | Fender-Hood | 160 |
| Horns | Lamps-Wiring | 130 |
| Hose (Radiator) | Cooling-Grille | 80 |

● Applicable to Loose Leaf Catalogs only
October, 1979

COPYRIGHT © 1979

FORD MOTOR
COMPANY

— DEARBORN, MICHIGAN

NEW ISSUE

1973/79
TRUCK SERIES 100/500

PART NAME INDEX

CHASSIS PARTS cont'd.

| MAJOR GROUP | ● TABBED DIVIDER TITLE | SECTION |
|----------------------------|--|---------|
| Ignition Switch | Generator-Alternator-Starter-Distributor | 110 |
| Instrument Cluster | Generator-Alternator-Starter-Distributor | 103 |
| Jack | Speedo.-Bumper-Shocks-Air Cond. | 170 |
| Lamps | Lamps-Wiring | 130 |
| Lever (Gearshift) | Transmission-Clutch | 71 |
| Linkage (Accelerator) | Fuel | 96 |
| Linkage (Steering) | Front Axle-Steering | 32 |
| Main Wiring | Lamps-Wiring | 140 |
| Manifold | Fuel | 93 |
| Mirrors | Speedo. Bumper-Shocks-Air Cond. | 170 |
| Paint | Wheel-Brake | Paint |
| Parcel Delivery Van | Body Parts | PDV |
| Pulley (Water Pump) | Cooling-Grille | 80 |
| Pump (Fuel) | Fuel | 93 |
| Pump (Oil) | Engine | 60 |
| Pump (Water) | Cooling-Grille | 80 |
| Radiator | Cooling-Grille | 80 |
| Radio | Speedo.-Bumper-Shocks-Air Cond. | 180 |
| Rear Axle | Rear Axle | 40 |
| Rear Springs | Frame-Muffler-Spring | 50 |
| Regulator (Voltage) | Generator-Alternator-Starter-Distributor | 103 |
| Shaft (Coupling) | Driveshaft-Coupling Shaft | 48 |
| Shock Absorber | Speedo.-Bumper-Shocks-Air Cond. | 180 |
| Shroud (Fan) | Cooling-Grille | 80 |
| Spare Wheel Carrier | Wheel-Brake | 11 |
| Spacer (Pulley to Fan) | Cooling-Grille | 80 |
| Speedometer | Speedo.-Bumper-Shocks-Air Cond. | 170 |
| Springs | Frame-Muffler-Spring | 53 |
| Stabilizer | Frame-Muffler-Spring | 53 |
| Starter | Generator-Alternator-Starter-Distributor | 103 |
| Steering | Front Axle-Steering | 35 |
| Steering Gear | Front Axle-Steering | 30 |
| Steering Linkage | Front Axle-Steering | 35 |
| Steering Wheel | Front Axle-Steering | 36 |
| Suspension (Front) | Front Axle-Steering | 32 |
| Suspension (Rear) | Frame-Muffler-Spring | 50 |
| Switch (Ignition) | Generator-Alternator-Starter-Distributor | 103 |
| Switch (Turn Indicator) | Lamps-Wiring | 130 |
| Tachometer | Speedo.-Bumper-Shocks-Air Cond. | 170 |
| Tank (Fuel) | Fuel | 90 |
| Thermactor | Fuel | 93 |
| Thermostatic Choke Control | Fuel | 95 |
| Thermostat (Water) | Cooling-Grille | 80 |
| Transfer Case | Transmission-Clutch | 70 |
| Transmission (Automatic) | Automatic Transmission | A70 |
| Transmission (Manual) | Transmission-Clutch | 70 |

● Applicable to Loose Leaf Catalogs only

**1973/79
TRUCK SERIES 100/500**

**GENERAL
INFORMATION**

7

PART NAME INDEX

CHASSIS PARTS cont'd.

| MAJOR GROUP | ● TABBED DIVIDER TITLE | SECTION |
|---------------------------------|--|-----------|
| Valves, Push Rods and Covers | Engine | 60 |
| Voltage Regulator | Generator-Alternator-Starter-Distributor | 103 |
| Water Pump | Cooling-Grille | 80 |
| Wheels | Wheel-Brake | 10 |
| Windshield Washer | Speedo.-Bumper-Shocks-Air Cond. | 170 |
| Windshield Wiper | Speedo-Bumper-Shocks-Air Cond. | 170 |
| Wiring (Main) | Lamps-Wiring | 140 |
| BODY and SOFT TRIM PARTS | | |
| Back Door | Body Parts | 200 |
| Cabs | Body Parts | 000 |
| Carpets | Soft Trim | Soft Trim |
| Cowl | Body Parts | 000 |
| Dash Panel | Body Parts | 000 |
| Door (Back) | Body Parts | 400 |
| Door (Front) | Body Parts | 200 |
| Door (Rear) | Body Parts | 200 |
| Floor | Body Parts | 000 |
| Floor Mats | Soft Trim | Soft Trim |
| Front Door | Body Parts | 200 |
| Front Seat | Body Parts | 600 |
| Front Seat Track | Body Parts | 600 |
| Glove Compartment | Body Parts | 000 |
| Instrument Panel | Body Parts | 000 |
| Parcel Delivery Van | Recreational Vehicles | PDV |
| Pickup Boxes | Body Parts | 000 |
| Platform and Racks | Body Parts | 000 |
| Quarter | Body Parts | 200 |
| Rear Door | Body Parts | 200 |
| Rear Seat | Body Parts | 600 |
| Roof | Body Parts | 400 |
| Seat Covers | Soft Trim | Soft Trim |
| Seat (Front) | Body Parts | 600 |
| Seat (Rear) | Body Parts | 600 |
| Storage Compartment | Body Parts | 400 |
| Sun Visors | Soft Trim | Soft Trim |
| Tailgate | Body Parts | 400 |
| Track (Front Seat) | Body Parts | 600 |
| Trim Panels | Soft Trim | Soft Trim |
| Windshield | Body Parts | 000 |
| RECREATIONAL VEHICLES | | |
| American Road Camper | Recreational Vehicles | R/V |

● Applicable to Loose Leaf Catalogs only
October, 1979

COPYRIGHT © 1979

FORD MOTOR
COMPANY

— DEARBORN, MICHIGAN

NEW ISSUE

GROUP NUMBERS and RELATED PART NAMES and CATALOG SECTIONS

Following is an index of the group number ranges, part name and their related catalog section numbers.

CHASSIS PARTS

| GROUP NUMBER RANGE | PART NAME | CATALOG SECTION NUMBER |
|--------------------|--|------------------------|
| Miscellaneous | Paints and chemicals | Paint |
| 1000 - 1099 | Wheels | 10 |
| 1100 - 1999 | Hubs and drums | 11 |
| 1102 | Front hub parts lists | 11.1 |
| 1109 | Rear hub parts lists | 11.2 |
| 2000 - 2199 | Brakes | 20 |
| | Front brake parts lists | 20.1 |
| 2200 - 2299 | Brakes | 22 |
| | Rear brake parts lists | 22.1 |
| 2300 - 2999 | Brakes | 23 |
| | Brake booster parts lists | 23.1 |
| 3000 - 3499 | Front axle and suspension | 30 |
| 3000 - 3999 | Front axle parts lists | 30.1, 30.2 etc. |
| 3500 - 3599 | Steering gear | 35 |
| 3504 | Steering gear parts lists | 35.1 |
| 3A540 | Power steering cylinder and parts lists | 35 |
| 3600 - 3999 | Steering wheel and column | 36 |
| 3A691 | Power steering pump and parts lists | 36.1 |
| 3A635 | Power steering kit parts lists | 36.2 |
| 4000 - 4305 | Rear axle identification chart | 40 |
| 4000 - 4999 | Rear axle parts lists | 40.1 |
| 4000 - 4599 | Rear axle | 41 |
| 4600 - 4799 | Driveshaft | 46 |
| 4602 - 4606 | Driveshaft identification chart | 46.1 |
| 4602 - 4606 | Driveshaft application chart | 46.2 |
| 4602 - 4606 | Driveshaft cross reference guide | 46.1 |
| 4810 - 4817 | Coupling shaft cross reference guide | 46.1 |
| 4800 - 4899 | Coupling shaft | 48 |
| 4816 - 4817 | Coupling shaft identification chart | 46.1 |
| 4816 - 4817 | Coupling shaft application chart | 48.2 |
| 4816 - 4817 | Coupling shaft parts lists | 48.3 |
| 5000 - 5006 | Frame | 50 |
| 5007 - 5199 | Frame and cross members | 50 |
| 5200 - 5299 | Muffler | 52 |
| | Exhaust system parts lists | 52.1 |
| 5300 - 5499 | Front springs and stabilizer | 53 |
| 5500 - 5999 | Rear springs and suspension | 53 |
| 6007 | Engine identification chart | 60 |
| 6000 - 6899 | Engine parts lists - 6 cyl. 240, 300 L/D | 60.1 |
| | Engine parts lists - 8 cyl. 302 | 60.2 |
| | Engine parts lists - 8 cyl. 330 M/D | 60.3 |
| | Engine parts lists - 8 cyl. 351W | 60.4 |
| | Engine parts lists - 8 cyl. 351M, 400 | 60.5 |
| | Engine parts lists - 8 cyl. 360, 390 | 60.6 |
| | Engine parts lists - 8 cyl. 460 | 60.7 |

GROUP NUMBERS and RELATED PART NAMES and CATALOG SECTIONS

CHASSIS PARTS cont'd.

| GROUP NUMBER RANGE | P A R T N A M E | CATALOG SECTION NUMBER |
|-----------------------|---|---------------------------|
| 7000 - 7003 | Manual transmission identification chart | 70 |
| 7000 - 7999 | Manual transmission parts lists - 3 speed Ford | 70.1 |
| | Manual transmission parts lists - 3 speed Warner | 70.2 |
| | Manual transmission parts lists - 4 speed New Process | 70.6 |
| | Manual transmission parts lists - 4 speed Warner | 70.7 |
| | Manual transmission parts lists - 5 speed New Process | 70.8 |
| | Manual transmission parts lists - 5 speed Clark | 70.9 |
| | Manual transmission parts list - transfer case | 70.17 |
| | Manual transmission gasket set and repair kits | 70A |
| 7000 - 7299 | Manual transmission linkage, etc. | 71 |
| 7300 - 7499 | Manual transmission gearshift mechanism | 71 |
| 7300 - 7999 | Clutch | 71 |
| 7000 - 7003 | Automatic transmission identification chart | A70 |
| 7000 - 7999 | Automatic transmission parts lists - C/M | A70.2 |
| | Automatic transmission parts lists - C4 | A70.3 |
| | Automatic transmission parts lists - C6 | A70.4 |
| 7000 - 7999 | Automatic transmission linkage, etc. | A71 |
| 8000 - 8499 | Radiator, grille and cooling | 80 |
| 8500 - 8599 | Water pump | 80 |
| 8600 - 8999 | Fan | 86 |
| 8620 | Drive belt identification chart | 86 |
| | Drive belt application chart | 86 |
| 9000 - 9299 | Fuel tank and lines | 90 |
| 9300 - 9399 | Fuel pump and gauge | 93 |
| 9400 - 9499 | Manifolds | 93 |
| 9500 - 9999 | Carburetor parts lists | 95,19,95.29 etc. |
| 9510 | Carburetor application chart | 95 |
| 9510 | Carburetor identification chart | 95 |
| 9600 | Air cleaner application chart | 96 |
| 9600 | Air cleaner identification chart | 96 |
| 9600 - 9699 | Air cleaner parts and related parts | 96 |
| 9700 - 9999 | Choke and accelerator | 96 |
| 10300 | Alternator identification chart | 103 |
| 10300 - 10599 | Alternator, pulleys and mounting parts | 103 |
| 10300 - 10599 | Alternator parts lists | 103.1, 103.2 etc. |
| 10346 | Alternator application chart | 103 |
| 10600 - 10999 | Battery and instrument cluster parts | 103 |
| 11000 - 11999 | Starter, ignition switch and headlamp switch | 110 |
| 11001 | Starter identification chart | 110 |
| 11001 - 11999 | Starter parts lists | 110.1 |
| 12000 - 12999 | Coil, distributor and spark plugs | 120 |
| 12000 - 12999 | Distributor parts lists | 120.1 and 120.2 |
| 12127 | Distributor identification chart | 120 |
| 13000 - 13399 | Headlamps, parking lamps and turn indicators | 130 |
| 13400 - 13699 | License, tail and stop lamps | 130 |
| 13466 | Miniature bulbs | 130 |
| 13700 - 13999 | Courtesy and instrument panel lamps, switches and horns | 130 |

GROUP NUMBERS and RELATED PART NAMES and CATALOG SECTIONS

CHASSIS PARTS cont'd.

| GROUP NUMBER RANGE | PART NAME | CATALOG SECTION NUMBER |
|--|---|------------------------|
| 14000 - 14399 | Wiring - main | 140 |
| 14400 - 14499 | Wiring - tail lamp and battery | 140 |
| 14500 - 14999 | Wiring, fuses and circuit breakers | 140 |
| 15000 - 15999 | Clock, cigar lighter, marker lamps and backup lamps | 140 |
| 16000 - 16099 | Front fenders and aprons | 160 |
| 16100 - 16599 | Splash shields and radiator supports | 160 |
| 16600 - 16999 | Hood, hinges and latches | 160 |
| 17000 - 17299 | Jacks, speedometer and speedometer cables | 170 |
| 17200 - 17399 | Speedometer, tachometer and license plate frame | 170 |
| 17271 and 17285 | Speedometer gear application chart | 172 |
| 17400 - 17599 | Windshield wipers and washers | 170 |
| 17600 - 17999 | Windshield wipers and washers, bumpers and mirrors | 170 |
| 18000 - 18399 | Shock absorbers and heaters | 180 |
| 18400 - 18999 | Heaters, radios, antennas and speakers | 180 |
| 19000 - 19999 | Air conditioner | 180 |
| 19C705 - 19C709 | Refrigerant lines | 197 |
| <u>BODY and SOFT TRIM PARTS</u> | | |
| 00000 - 01999 | Body assemblies, air vents and dash panel | 000 |
| 02000 - 02999 | Cowl panel and front body pillar | 000 |
| 03000 - 03999 | Windshield | 000 |
| 04000 - 04699 | Instrument panel and visor arms | 000 |
| 04700 - 09999 | Ash receptacle and glove compartment | 000 |
| 19000 - 19999 | Floor, rocker panels and underbody parts | 000 |
| 20000 - 20999 | Front door, weatherstrips and mouldings | 200 |
| 21000 - 21999 | Front door windows, latches, weatherstrips and mechanism | 200 |
| 22000 - 22999 | Front door hinges, latches and handles | 200 |
| 22050 | Lock sets | 200 |
| 23000 - 23999 | Front door window handles and regulators | 200 |
| | Parcel delivery van parts | PDV |
| 24000 - 25999 | Rear door, rear door windows, mouldings and weatherstrips | 200 |
| 26000 - 26999 | Rear door window mechanism and latches | 200 |
| 27000 - 27999 | Rear door window regulators and quarter panels | 200 |
| 28000 - 28999 | Quarter latch pillar | 200 |
| 29000 - 29999 | Quarter window, mouldings and weatherstrips | 200 |
| 30000 - 39999 | Quarter window, weatherstrips and handles | 200 |
| 40000 - 41999 | Tailgate | 400 |
| 42000 - 42999 | Back window | 400 |
| 43000 - 49999 | Tailgate latches, hinges and mechanism | 400 |
| 50000 - 59999 | Roof | 400 |
| 60000 - 60999 | Seats, hinges and supports | 600 |
| 61000 - 61499 | Seats, head rest parts and seat belts | 600 |
| 61500 - 61699 | Seat side shields | 600 |
| 61700 - 61999 | Seat tracks and mechanism | 600 |
| 62000 - 69999 | Seat side shields and ash receptacles | 600 |
| 00000 - 69999 (as applicable) | Soft trim | Soft trim |

1973/79 TRUCK SERIES 100/500

GENERAL
INFORMATION

11

MODEL YEAR APPLICATION

Model year application is indicated by showing the first year followed by a diagonal line to indicate continued usage in all subsequent years until the insertion of the last year of usage, which will then be inserted after the diagonal line. If no diagonal line is shown, the part is applicable only to the year indicated.

Example:

- 73/ Indicates part used 1973 through subsequent models.
- 73/74 Indicates part used 1973 through 1974 model years.
- 73 Indicates part used 1973 model year only.

MODEL CODES

Truck models are listed throughout this catalog by truck series. A listing of model codes shown on warranty plates is included in this section on pages 23 thru 32. Refer to these pages to determine the series listed in the text of the catalog.

Example:

- F100/350 means F100 thru F350 or F100, F150, F250 and F350.
- and: B-F500 means B500 and F500.

SOFT TRIM

Soft Trim parts are arranged in separate sections by model year i.e., 1973, 1974, etc. The 1973 and 1974 sections include facsimile trim swatches and complete trim codes. For a verification of trim color and material for 1975/ refer to the Salesman's Trim and Color Selection Guide. To determine the complete part number of a trim part, it is necessary to know the "Trim Code" which is shown on the Warranty Plate of the vehicle (refer to page 17). Instructions for selecting soft trim parts are contained at the beginning of each Soft Trim Section.

ATTACHING PARTS (NUTS, BOLTS, ETC.) and LOCATOR CODES

Standard and utility hardware, such as bolts, screws, fittings, etc. are listed below the part with which they are used. To facilitate the stocking and handling of standard and utility parts by Ford Dealers, locator codes are preassigned by Ford Motor Company. The locator codes are shown in parentheses immediately following or below the standard and utility part numbers. For example, refer to Body Section 100, group 101B10. The part number for a 3/16" x 13/32" oval head blind rivet is 380334-S and the locator code is (SS-45-H). In the catalog this item will be shown as part number 380334-S with the locator code (SS-45-H) appearing at the beginning of the Description Column. In some charts, such as the Carburetor Parts List Charts in Section 95.19, 95.29, etc. the locator code will be shown next to or below the part number in the Part Number Column.

LIQUID MEASURE

Most liquid measures listed in this catalog are in U.S. sizes and certain other liquid measures (unique to Canada) listed in this catalog are in Canadian sizes. The following chart provides an understanding and a translation of U.S. to Canadian and Canadian to U.S. sizes.

| | <u>1/2 Pint</u> | <u>Pint</u> | <u>Quart</u> | <u>Gallon</u> |
|--------|----------------------|-------------|----------------------|---------------|
| | (CAPACITY IN OUNCES) | | (CAPACITY IN OUNCES) | |
| Canada | 10 | 20 | 40 | 160 |
| U.S. | 8 | 16 | 32 | 128 |

Example - 5 U.S. Quarts (160 ounces) equal 4 Canadian Quarts (160 ounces) or 1 Canadian Gallon

**GENERAL
INFORMATION**

**1973/79
TRUCK SERIES 100/500**

D.S.O., F.S.O., or L.P.O. (SPECIAL ORDERS)

The District Code Number will appear in the D.S.O. space on the Certification Label for all units including regular production. Always furnish appropriate Certification Label information and D.S.O. Number, if applicable, when ordering parts not listed in the catalog. If the unit is D.S.O, F.S.O. or L.P.O. (Special Order), the complete Order Number will appear in the D.S.O. space in addition to the District Code Number.

IMPORTANT - Many parts and assemblies used on these vehicles may be standard or optional on other models. When the assembly number is known check the applicable identification and cross reference charts for possible service parts. If not listed in this catalog order the part on a Special Order basis through your Facing Distribution Center.

HOW TO IDENTIFY 351 C.I.D. ENGINES

The following methods will help to identify the subject engines that are in use:

- Decal on Air Cleaner Cover
- Emission Control Systems Decal on Valve Cover
- 351C was last produced in 1974
- 351M introduced in 1975
- 351W introduced in 1969 in use through 1980

| <u>ITEM</u> | <u>351W</u> | <u>351C & M</u> |
|--|---|--|
| Number of bolts attaching valve cover on exhaust manifold side | 3 | 4 |
| Type of Front Cover | Bolted to Cylinder Block | Cast as part of Cylinder Block |
| Thermostat Housing | Bolts horizontal and mounts to intake manifold | Bolts vertical and mounts to front cover |
| Fuel Pump | Attaching Bolts side by side (horizontal plane) | Attaching Bolts one above the other (vertical plane) |

HOW TO ORDER PARTS

- All except American Road Camper
When ordering parts, always give the complete part number.
In the event the part number is not known, the following information should be included.
 - A. Complete description of part
 - B. Model, year and body type.
 - C. Dimension, number of teeth, size, etc., if possible rough sketch of part.
 - D. If applicable to engine, transmission, axle, steering, etc., specify type, such as 302 C.I.D., Automatic Transmission, Power Steering, etc.
 - E. Advise how shipment is to be made - Freight, Express, Air, Parcel Post.
- American Road Camper, Refer to the R/V General Information Section for complete ordering instructions.

INDUSTRIAL ENGINE and POWER UNIT PARTS

Most of the normal replacement parts for 6 and 8 cylinder Ford industrial engines and power units are carried in Ford Car and Truck Dealers inventory and the 4 cylinder gasoline as well as the 4 and 6 cylinder Diesel parts are carried in Ford Tractor Dealers' stock. To obtain Ford industrial engines and power units as well as parts unique to these units, order direct from authorized Ford Industrial Products Dealers only.

CROSS REFERENCE LIST BETWEEN MANUFACTURERS' and FORD PART NUMBERS

A Cross Reference List to assist in the identification of Ford parts by means of various manufacturers' numbers which are generally known throughout the automotive industry is included in the 1973/ loose leaf and reader transparency catalogs Form FPS 8097-A and FPS 8097-M. This cross reference list includes part numbers for 1964/ truck parts for all truck series for the following manufacturers of parts lines:

| | |
|--|--|
| Bearing industry numbers for bearings, cups, etc. | Miniature lamp and sealed beam bulb numbers |
| Clark transmission and related parts | New Process transmission and related parts |
| Dana Corporation axle and related parts | Rockwell Standard axle and related parts |
| Eaton axle, pump and related parts | Spicer axle, transmission and related parts |
| Fuller transmission and related parts | Stewart Warner speedometer gears and related parts |
| Funk Manufacturing Co. trans. power take-off parts | Timken axle and related parts |
| Hendrickson tandem rear suspension and related parts | Warner transmission and related parts |

ABBREVIATIONS

| | | | |
|----------|--|----------|--|
| A/C | air conditioner (ing) | ea. | each |
| accel. | accelerator | E/H/D | extra heavy duty |
| adj. | adjuster (ing) | emer. | emergency |
| alum. | aluminum | em/re | emission reduction |
| amp. | ampere | eng. | engine |
| approx. | approximate (ly) | equip. | equipment |
| AR | as required | ev/em | evaporative emission |
| assy. | assembly | exc. | except |
| A/T | automatic transmission | exh. | exhaust |
| A.T.C. | automatic temperature control | E.G.R. | exhaust gas recirculation |
| attach. | attaches (ing) (ed) | | |
| auto. | automatic | | |
| aux. | auxiliary | | |
| | | F2 | Ford 2 barrel |
| BBC | bumper to back of cab | F4 | Ford 4 barrel |
| B/W | Borg-Warner | F/4/S | Ford 4 speed transmission |
| | | fill. | fillister |
| C1 | Carter 1 barrel | flex. | flexible |
| C4 | automatic transmission - (XP type) | F.S.O. | foreign special order |
| C6 | automatic transmission - (XPL type) | | |
| Calif. | California | gal. | gallon |
| cap. | capacity | g/compt. | glove compartment |
| carb. | carburetor | gen. | generator |
| Cat. | Caterpillar | G.T.W. | gross tongue weight |
| cc | cubic centimeter | G.V.W. | gross vehicle weight |
| c/cw | counter clockwise | | |
| Chg./L | change level | H2 | Holley 2 barrel |
| C.I.D. | cubic inch displacement | hd. | head |
| CJ | Cobra Jet | H/D | heavy duty |
| cm | centimeter | hel. | helical |
| C/M | automatic transmission - (MX type) | hex. | hexagon (al) |
| c/member | cross member | Hi-alt. | High altitude |
| col. | column | Hi-Perf. | High Performance |
| compt. | compartment | H/O | High Output |
| conn. | connection or connector | HP | horse power |
| cont'd. | continued | hsg. | housing |
| C.P. | candle power | htr. | heater |
| C/P/S | center point steering | H/V | hydraulic vacuum |
| Cum. | Cummins | hyd. | hydraulic |
| cw | clockwise | I.D. | inside diameter |
| cyl. | cylinder | ident. | identification |
| D/4/S | Dagenham 4 speed transmission | ign. | ignition |
| D.C. | double contact | IMCO | improved combustion emission control system |
| D/D | direct drive | incl. | includes |
| D/D | dual displacement | I.S. | Instruction Sheet |
| D/E | dual exhaust | K.D. | shipped in disassembled form |
| defl. | deflector | K.M.P.H. | kilometers per hour |
| dia. | diameter | lb. | pound |
| diff. | differential | l/compt. | luggage compartment |
| disp. | displacement | L | litre |
| dist. | distributor | L/D | light duty |
| D/R | dual range transmission | L.H. | left hand |
| D.S.O. | domestic special order | lic. | license |
| | | L/N | Leece Neville |
| | | L.P.O. | Limited Production Option |

ABBREVIATIONS - cont'd.

| | | | |
|-----------|---|------------|---|
| M | 1000 (pounds) | S/E | single exhaust or special economy |
| max. | maximum | sec. | secondary |
| M/D | medium duty | Ser. | serial |
| med. | medium | s/member | side member |
| mldg. | moulding | spec. | special |
| mm | millimeter | speedo. | speedometer |
| m.p.h. | miles per hour | spg. | spring |
| M/S | manual steering | sq. | square |
| M/T | manual transmission | sq. hd. | square head |
| mtd. | mounted | S/R | side rail |
| mtg. | mounting | std. | standard |
| mtr. | motor | strg. | steering |
| Nags. No. | National Automatic Glass Society number | suppt. | support |
| No. | number | susp. | suspension |
| N.P.G. | New Process Gear | S/X/C | super extra cooling |
| N.P.T.F. | national pipe thread fine | tach. | tachometer |
| N.R. | not replaced | T/C | Turbo Charger |
| N.S. | not serviced | T/E | thermactor emission control system |
| O.D. | outside diameter | temp. | temperature |
| O/D | overdrive | t/gate | tailgate |
| O/S | oversize | thd. | thread |
| oz. | ounce | T/M | transmatic |
| pass. | passenger | trans. | transmission |
| P/B | power brake | Trans/ign. | transistorized ignition |
| P/C | Police Car | Trans/reg. | transistorized regulator |
| pcs. | pieces | T.S.L. | Truck Specification List |
| P.F. | premium fuel | T/T | tractor-trailer |
| pri. | primary | UBS | uniform bearing stress |
| P/S | power steering | u/joint | universal joint |
| P.T.O. | power-take-off | univ. | universal |
| qt. | quart | U/S | undersize |
| qty. | quantity | vac. | vacuum |
| rad. | radiator | VV | Variable Venturi |
| r/b | replaced by | w/ | with |
| R/D | regular duty | W/4/S | Warner 4 speed transmission |
| rd. | round | W/B | wheelbase |
| recirc. | recirculating | w/o | without |
| reinf. | reinforcement | W/S | windshield |
| Repl. | replaced | w/strip | weatherstrip |
| req'd. | required | X/C | extra cooling |
| resvr. | reservoir | 2/B | 2 barrel |
| R.F. | regular fuel | 2/W/D | 2 wheel drive |
| R/G | ring gear | 3/M/T | 3 speed manual transmission |
| R.H. | right hand | 4/B | 4 barrel |
| R.P.M. | revolutions per minute | 4/M/T | 4 speed manual transmission |
| rr. | rear | 4/W/D | 4 wheel drive |
| R/R | Road Ranger | 351C | 351 cubic inch engine built at Cleveland engine plant |
| r/wheels | rear wheels | 351CJ | 351 cubic inch Cobra Jet engine |
| S/C | standard cooling | 351H0 | 351 cubic inch high output engine |
| S.C. | single contact | 351W | 351 cubic inch engine built at Windsor engine plant |
| S/CJ | Super Cobra Jet | | |
| s/compt. | storage compartment | | |

INCHES and MILLIMETERS CONVERSION CHART

MILLIMETERS TO DECIMAL (inches) EQUIVALENT

| MM = DECIMAL (Inches) | MM = DECIMAL (Inches) | MM = DECIMAL (Inches) | MM = DECIMAL (Inches) | MM = DECIMAL (Inches) | MM = DECIMAL (Inches) | MM = DECIMAL (Inches) | MM = DECIMAL (Inches) |
|-----------------------|-----------------------|-----------------------|-----------------------|-----------------------|-----------------------|-----------------------|-----------------------|
| 1 .039 | 21 .827 | 41 1.614 | 61 2.402 | 81 3.189 | 125 4.921 | | |
| 2 .079 | 22 .866 | 42 1.654 | 62 2.441 | 82 3.228 | 150 5.906 | | |
| 3 .118 | 23 .906 | 43 1.693 | 63 2.480 | 83 3.268 | 175 6.890 | | |
| 4 .157 | 24 .945 | 44 1.732 | 64 2.520 | 84 3.307 | | | |
| 5 .197 | 25 .984 | 45 1.772 | 65 2.559 | 85 3.346 | | | |
| 6 .236 | 26 1.024 | 46 1.811 | 66 2.598 | 86 3.386 | 200 7.874 | | |
| 7 .276 | 27 1.063 | 47 1.850 | 67 2.638 | 87 3.425 | 225 8.858 | | |
| 8 .315 | 28 1.102 | 48 1.890 | 68 2.677 | 88 3.465 | 250 9.843 | | |
| 9 .354 | 29 1.142 | 49 1.929 | 69 2.717 | 89 3.504 | 275 10.827 | | |
| 10 .394 | 30 1.181 | 50 1.969 | 70 2.756 | 90 3.543 | | | |
| 11 .433 | 31 1.220 | 51 2.008 | 71 2.795 | 91 3.583 | 300 11.811 | | |
| 12 .472 | 32 1.260 | 52 2.047 | 72 2.835 | 92 3.622 | 325 12.795 | | |
| 13 .512 | 33 1.299 | 53 2.087 | 73 2.874 | 93 3.661 | 350 13.780 | | |
| 14 .551 | 34 1.339 | 54 2.126 | 74 2.913 | 94 3.701 | 375 14.764 | | |
| 15 .591 | 35 1.378 | 55 2.165 | 75 2.953 | 95 3.740 | | | |
| 16 .630 | 36 1.417 | 56 2.205 | 76 2.992 | 96 3.780 | 400 15.748 | | |
| 17 .669 | 37 1.457 | 57 2.244 | 77 3.031 | 97 3.819 | | | |
| 18 .709 | 38 1.496 | 58 2.283 | 78 3.071 | 98 3.858 | | | |
| 19 .748 | 39 1.535 | 59 2.323 | 79 3.110 | 99 3.898 | | | |
| 20 .787 | 40 1.575 | 60 2.362 | 80 3.150 | 100 3.937 | | | |

DECIMAL (inches) TO METRIC EQUIVALENT

| DECIMAL (Inches) = MM | DECIMAL (Inches) = MM | DECIMAL (Inches) = MM | DECIMAL (Inches) = MM | DECIMAL (Inches) = MM | DECIMAL (Inches) = MM |
|-----------------------|-----------------------|-----------------------|-----------------------|-----------------------|-----------------------|
| .001 .025 | .120 3.048 | .320 8.128 | .520 13.208 | .720 18.288 | .920 23.368 |
| .002 .051 | .130 3.302 | .330 8.382 | .530 13.462 | .730 18.542 | .930 23.622 |
| .003 .076 | .140 3.556 | .340 8.636 | .540 13.716 | .740 18.796 | .940 23.876 |
| .004 .102 | .150 3.810 | .350 8.890 | .550 13.970 | .750 19.050 | .950 24.130 |
| .005 .127 | .160 4.064 | .360 9.144 | .560 14.224 | .760 19.304 | .960 24.384 |
| .006 .152 | .170 4.318 | .370 9.398 | .570 14.478 | .770 19.558 | .970 24.638 |
| .007 .178 | .180 4.572 | .380 9.652 | .580 14.732 | .780 19.812 | .980 24.892 |
| .008 .203 | .190 4.826 | .390 9.906 | .590 14.986 | .790 20.066 | .990 25.146 |
| .009 .229 | .200 5.080 | .400 10.160 | .600 15.240 | .800 20.320 | |
| .010 .254 | .210 5.334 | .410 10.414 | .610 15.494 | .810 20.574 | 1.000 25.400 |
| .020 .508 | .220 5.588 | .420 10.668 | .620 15.748 | .820 20.828 | 2.000 50.800 |
| .030 .762 | .230 5.842 | .430 10.922 | .630 16.002 | .830 21.082 | 3.000 76.200 |
| .040 1.016 | .240 6.096 | .440 11.176 | .640 16.256 | .840 21.336 | 4.000 101.600 |
| .050 1.270 | .250 6.350 | .450 11.430 | .650 16.510 | .850 21.590 | 5.000 127.000 |
| .060 1.524 | .260 6.604 | .460 11.684 | .660 16.764 | .860 21.844 | 10.000 254.000 |
| .070 1.778 | .270 6.858 | .470 11.938 | .670 17.018 | .870 22.098 | 15.000 381.000 |
| .080 2.032 | .280 7.112 | .480 12.192 | .680 17.272 | .880 22.352 | 20.000 508.000 |
| .090 2.286 | .290 7.366 | .490 12.446 | .690 17.526 | .890 22.606 | 25.000 635.000 |
| .100 2.540 | .300 7.620 | .500 12.700 | .700 17.780 | .900 22.860 | 50.000 1270.000 |
| .110 2.794 | .310 7.874 | .510 12.954 | .710 18.034 | .910 23.114 | 100.000 2540.000 |

INCHES and MILLIMETERS CONVERSION CHART - continued

FRACTIONS (inches) TO DECIMALS (inches) and METRIC EQUIVALENTS

| FRACTIONS (inches) TO DECIMALS (inches) and METRIC EQUIVALENTS | | | | FRACTIONS (inches) TO DECIMALS (inches) and METRIC EQUIVALENTS | | | | | |
|--|-------|---------------------|------|--|----------------------|-------|---------------------|---|----------|
| FRACTION (Inches) | = | DECIMAL (Inches) | = | MM | FRACTION (Inches) | = | DECIMAL (Inches) | = | MM |
| | | 1/64 | .016 | .397 | 5/8 | | .625 | | 15.875 |
| | 1/32 | | .031 | .794 | | 41/64 | .641 | | 16.272 |
| | | 3/64 | .047 | 1.191 | | 21/32 | .656 | | 16.669 |
| | 1/16 | | .063 | 1.588 | | 43/64 | .672 | | 17.066 |
| | | 5/64 | .078 | 1.984 | | 11/16 | .687 | | 17.463 |
| | 3/32 | | .094 | 2.381 | | 45/64 | .703 | | 17.859 |
| | | 7/64 | .109 | 2.778 | | 23/32 | .719 | | 18.256 |
| | | | | | | 47/64 | .734 | | 18.653 |
| 1/8 | | | .125 | 3.175 | 3/4 | | .750 | | 19.050 |
| | | 9/64 | .141 | 3.572 | | 49/64 | .766 | | 19.447 |
| | 5/32 | | .156 | 3.969 | | 25/32 | .781 | | 19.844 |
| | | 11/64 | .172 | 4.366 | | 51/64 | .797 | | 20.241 |
| | 3/16 | | .188 | 4.763 | | 13/16 | .813 | | 20.638 |
| | | 13/64 | .203 | 5.159 | | 53/64 | .828 | | 21.034 |
| | 7/32 | | .219 | 5.556 | | 27/32 | .844 | | 21.431 |
| | | 15/64 | .234 | 5.953 | | 55/64 | .859 | | 21.828 |
| 1/4 | | | .250 | 6.350 | 7/8 | | .875 | | 22.225 |
| | | 17/64 | .266 | 6.747 | | 57/64 | .891 | | 22.622 |
| | 9/32 | | .281 | 7.144 | | 29/32 | .906 | | 23.019 |
| | | 19/64 | .297 | 7.541 | | 59/64 | .922 | | 23.416 |
| | 5/16 | | .313 | 7.938 | | 15/16 | .938 | | 23.813 |
| | | 21/64 | .328 | 8.334 | | 61/64 | .953 | | 24.209 |
| | 11/32 | | .344 | 8.731 | | 31/32 | .969 | | 24.606 |
| | | 23/64 | .359 | 9.128 | | 63/64 | .984 | | 25.003 |
| 3/8 | | | .375 | 9.525 | 1 | | 1.000 | | 25.400 |
| | | 25/64 | .391 | 9.922 | 2 | | 2.000 | | 50.800 |
| | 13/32 | | .406 | 10.319 | 3 | | 3.000 | | 76.200 |
| | | 27/64 | .422 | 10.716 | 4 | | 4.000 | | 101.600 |
| | 7/16 | | .438 | 11.113 | 5 | | 5.000 | | 127.000 |
| | | 29/64 | .453 | 11.509 | 10 | | 10.000 | | 254.000 |
| | 15/32 | | .469 | 11.906 | 15 | | 15.000 | | 381.000 |
| | | 31/64 | .484 | 12.303 | 20 | | 20.000 | | 508.000 |
| 1/2 | | | .500 | 12.700 | 25 | | 25.000 | | 635.000 |
| | | 33/64 | .516 | 13.097 | 50 | | 50.000 | | 1270.000 |
| | 17/32 | | .531 | 13.494 | 100 | | 100.000 | | 2540.000 |
| | | 35/64 | .547 | 13.891 | | | | | |
| | 9/16 | | .563 | 14.288 | | | | | |
| | | 37/64 | .578 | 14.684 | | | | | |
| | 19/32 | | .594 | 15.081 | | | | | |
| | | 39/64 | .609 | 15.478 | | | | | |

1973/ WARRANTY PLATE - TYPICAL

Installed in the following locations:

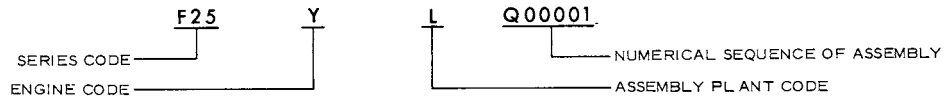
- B500, F350(84) Right side of dash panel
- E100/300, F100/500(81) Latch face of left front door
- M450/500 Right hand inside of cowl
- P350/500 Right side of radiator support

The Warranty Plate includes:

1. Warranty Number (first line) consisting of Codes which identify Series, Engine, Assembly Plant and Numerical Sequence of Assembly.
2. Miscellaneous Vehicle Data (second line) consisting of Wheelbase and Codes which identify Color of Exterior Paint, Model, Trim, Body Type, Transmission, Rear Axle Ratio and Front Axle Capacity.
3. The third line consists of Gross Vehicle Weight rating, Certified Net Horsepower @ the R.P.M. shown, a Code which identifies the District and the D.S.O. number when applicable.

The codes shown below are listed on pages 20 thru 71.

FIRST LINE (F25YL Q00001) WARRANTY NUMBER

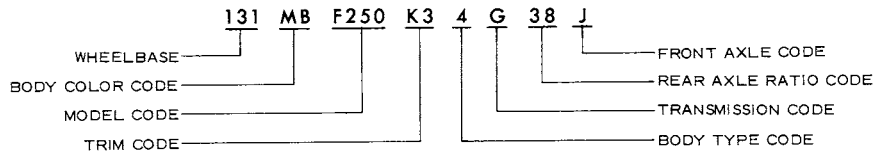


- "F25" --- F250 Series
- "Y" --- 8 cyl. 360-2/B Engine
- "L" --- Assembled at Michigan Truck Plant
- "Q00001" --- First unit built at Michigan Truck Plant

| | | | | | |
|--|-------|---|------|----------------------------|--------|
| SEE OPERATORS MANUAL FOR EQUIP. REQ'D FOR MAX. GVW & LOAD CAPACITIES | | | | | |
| F25YLQ00001 | | WARRANTY VOID IF LOAD CAPACITY EXCEEDED | | <i>Ford</i> MADE IN U.S.A. | |
| ↑ WARRANTY NO./ADEQUATE TIRES REQ'D FOR AXLE LOADINGS | | | | | |
| W.B. | COLOR | MODEL | BODY | TRANS. | AXLE |
| 131 | MB | F250 | K34 | G | 38J |
| 7500 | | | | | 48 |
| MAX. G.V.W. LBS. | | | | | D.S.O. |

P-10319

SECOND LINE (131 MB F250 K34 G 38J) MISCELLANEOUS VEHICLE DATA



- "131" --- 131" Wheelbase
- "MB" --- White lower body (M) and Light Blue upper body (B).
- "F250" --- F250 unit with necessary equipment to rate the given G.V.W.
- "K3" --- Medium blue all vinyl (on Ranger XLT). (Refer to appropriate Soft Trim Section for complete instructions and trim code listing).
- "4" --- Conventional Cab with Styleside Pickup
- "G" --- Automatic Transmission
- "38" --- Rear Axle Ratio of 3.73 and a capacity of 5.3M - Dana (Spicer) model 60
- "J" --- 5M Front Axle with power steering

THIRD LINE (7500 48) ADDITIONAL MISCELLANEOUS VEHICLE DATA

- "7500" --- Gross Vehicle Weight of 7500 lbs.
- "48" --- Detroit District (and D.S.O number when applicable). Refer to page 12 complete D.S.O explanation.

**1973/79
TRUCK SERIES 100/500**

SAFETY STANDARDS CERTIFICATION LABEL - TYPICAL - 1973/77

(USED IN ADDITION TO WARRANTY PLATE)

Installed in the following locations:

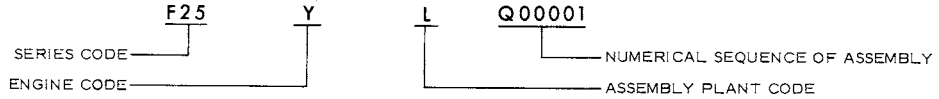
| | |
|----------------------|---|
| E-F100/350 | Latch face of the left front door |
| F500 | Quarter pillar opposite the latch face of the left front door |

The Certification Label includes:

- 1. Build date (e.g., 9/72) in upper left hand corner which indicates the month and year in which the unit was built.
- 2. Vehicle Identification Number (first line) consisting of Codes which identify Series, Engine, Assembly Plant and Numerical Sequence of Assembly.
- ONLY ON VEHICLES HAVING BACK-OF-CAB EQUIPMENT INSTALLED AT ASSEMBLY PLANT (PICKUP BOXES, TRACTOR-TRAILER PACKAGE, ETC.)

The codes shown below are listed on pages 20 thru 71

FIRST LINE (F25YL Q00001) VEHICLE IDENTIFICATION NUMBER



| | | |
|----------|-----|--|
| "9/72" | --- | Built during September, 1972 |
| "F25" | --- | F250 Series |
| "Y" | --- | 8 cyl. 360-2/B Engine |
| "L" | --- | Assembled at Michigan Truck Plant |
| "Q00001" | --- | First unit built at Michigan Truck Plant |

VEHICLES SOLD IN U.S.

VEHICLES SOLD IN CANADA

| | | | | | |
|---|-------|-----------|--------|------|-----|
| MFD. BY FORD MOTOR CO. IN U.S.A. | | | | | |
| DATE: 09/72 | | GVWR 6200 | | | |
| GAWR: FRONT | | REAR 5300 | | | |
| THIS VEHICLE CONFORMS TO ALL APPLICABLE FEDERAL MOTOR VEHICLE SAFETY STANDARDS IN EFFECT ON THE DATE OF MANUFACTURE SHOWN ABOVE | | | | | |
| F25YLQ00001 | | | TRUCK | | |
| VEH. IDENT. NO. | | | TYPE | | |
| BODY | COLOR | TRIM | TRANS. | AXLE | DSO |

P-10317

FOR BALANCE OF WARRANTY PLATE INFORMATION REFER TO WARRANTY PLATE DIAGRAM ON PAGE 17

1973/79 TRUCK SERIES 100/500

**GENERAL
INFORMATION**

SAFETY STANDARDS CERTIFICATION LABEL - TYPICAL - 1978/

(USED IN ADDITION TO WARRANTY PLATE)

Installed in the following locations:

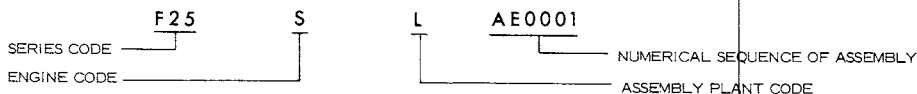
E-F100/350 Latch face of the left front door
 F500 Quarter pillar opposite the latch face of
 the left front door

The Certification Label includes:

- 1. Build date (e.g., 10/77 in upper left hand corner which indicates the month and year in which the unit was built.
- 2. Vehicle Identification Number (first line) consisting of Codes which identify Series, Engine, Assembly Plant and Numerical Sequence of Assembly.
- ONLY ON VEHICLES HAVING BACK-OF-CAB EQUIPMENT INSTALLED AT ASSEMBLY PLANT (PICKUP BOXES, TRACTOR-TRAILER PACKAGE, ETC.)

The codes shown below are listed on pages 20 thru 71

FIRST LINE (F25SL AE0001) VEHICLE IDENTIFICATION NUMBER



"10/77" --- Built during October, 1977
 "F25" --- F250 Series
 "S" --- 8 cyl. 400 2/B Engine
 "L" --- Assembled at Michigan Truck Plant
 "AE0001" --- First unit built at Michigan Truck Plant

1978

MFD. BY FORD MOTOR CO. IN U.S.A.

DATE: 06/77 GVWR 4132
 GAWR: FRONT 2177 REAR 1971

THIS VEHICLE CONFORMS TO ALL APPLICABLE FEDERAL MOTOR VEHICLE SAFETY STANDARDS IN EFFECT ON THE DATE OF MANUFACTURE SHOWN ABOVE

F25SLAE0001

8S03F400001 TRUCK: 1978 MODEL

| | | | |
|-----------------|------|-------|-----|
| VEH. IDENT. NO. | TYPE | COLOR | DSO |
| | | | |

1979

MFD. BY FORD MOTOR CO. IN U.S.A.

DATE: 8/78 GVWR: REAR GAWR: 5300 LB

| | |
|---------------------|--------------|
| FRONT GAWR: 3050 LB | WITH 2404 KG |
| 1383 KG | WITH TIRES |
| F78 - 15B | F78 - 15B |
| 15 x 5.5K | 15 x 5.5K |
| RIMS | RIMS |

AT 32 PSI COLD AT 32 PSI COLD

THIS VEHICLE CONFORMS TO ALL APPLICABLE FEDERAL MOTOR VEHICLE SAFETY AND BUMPER STANDARDS IN EFFECT ON THE DATE OF MANUFACTURE SHOWN ABOVE.

VEH. IDENT. NO. F25HLDC0000 * F0075
 TYPE TRUCK T0738

| | | | | | | | | | |
|-----------------------|-----|------|-----------|-----|---|---|----|----|-----|
| EXTERIOR PAINT COLORS | | | | | | | | | |
| BODY | VEH | MLD. | INT. TRIM | A/C | H | S | AX | TR | DSO |
| | | | | | | | | | |

FD8AP-8420472-AC

FOR BALANCE OF WARRANTY PLATE INFORMATION REFER TO WARRANTY PLATE DIAGRAM ON PAGE 17

* F & T (Front & Total reserve load weight) accessory weight which can be added to front and rear axle without recertification. Refer to general information section page 70 for accessory weight chart for 1979 vehicles.
 October, 1979

WARRANTY PLATE or CERTIFICATION LABEL

SERIES CODES

THE FIRST 3 DIGITS OF THE WARRANTY OR VEHICLE IDENTIFICATION NUMBER INDICATE THE TRUCK SERIES.

THE FOLLOWING CHART LISTS THESE CODES AND THE TRUCK MODEL WHICH THEY REPRESENT.

| | | | |
|--------------------------------|------|-----------------------|-----|
| SEE OPERATORS MANUAL FOR EQUIP | | | |
| F25 | | LQ00001 | |
| ↑ | | WARRANTY NO./ADEQUATE | |
| ○ | W.B. | COLOR | MOI |

WARRANTY PLATE SHOWN
CERTIFICATION LABEL TYPICAL

| CODE | YEAR | DESCRIPTION | G.V.W. RATING | CATALOGED AS - | CODE | YEAR | DESCRIPTION | G.V.W. RATING | CATALOGED AS - |
|------|-------|--------------------------------------|------------------|-------------------|------|-------|--------------------------------------|------------------|-------------------|
| E50 | 73/77 | Bus | ● | E500 | E37 | 73/74 | Cutaway Cab w/Parcel Delivery Van | ● | ▲ |
| E01 | 75/ | Club Wagon (5 Pass.) | ● | E100 | | 75/ | Cutaway Cab | ● | E350 |
| E02 | 75/78 | Club Wagon (8 Pass.) | ● | E100 | E38 | 73/74 | Cutaway Cab w/Parcel Delivery Van | ● | ▲ |
| E04 | 75/ | Cargo Van | ● | E100 | | 75/ | Cutaway Cab w/Parcel Delivery Van | ● | E350 |
| E05 | 75/ | Window Van | ● | E100 | F10 | 73/ | 2 wheel drive pickup | ● | F100--2/W/D |
| E06 | 75/ | Display Van | ● | E100 | F11 | 73/76 | 4 wheel drive pickup | ● | F100--4/W/D |
| E11 | 73/74 | Club Wagon | ● | E100 | F14 | 77/ | 4 wheel drive pickup | ● | F150--4/W/D |
| | 75/ | Club Wagon (5 Pass.) | ● | E150 | F15 | 75/ | Pickup | ● | F150 |
| E12 | 75/78 | Club Wagon (8 Pass.) | ● | E150 | F16 | 77/ | 4 wheel drive chassis and cab | ● | F150--4/W/D |
| E14 | 73/74 | Regular Van | ● | E100 | F17 | 73/ | 2 wheel drive chassis and cab | ● | F100--2/W/D |
| | 75/ | Cargo Van | ● | E150 | F18 | 73/76 | 4 wheel drive chassis and cab | ● | F100--4/W/D |
| E15 | 73/74 | Window Van | ● | E100 | F19 | 75/ | Chassis and cab | ● | F150 |
| | 75/ | Window Van | ● | E150 | F25 | 73/ | 2 wheel drive pickup | ● | F250--2/W/D |
| E16 | 73/74 | Display Van | ● | E100 | F26 | 73/ | 4 wheel drive pickup | ● | F250--4/W/D |
| | 75/ | Display Van | ● | E150 | F27 | 73/ | 2 wheel drive chassis and cab | ● | F250--2/W/D |
| E20 | 78 | Club Wagon (11 Pass.) | ● | E250 | F28 | 73/ | 4 wheel drive chassis and cab | ● | F250--4/W/D |
| E21 | 73/74 | Club Wagon | ● | E200 | F35 | 73/ | Pickup | ● | F350 |
| | 75/ | Club Wagon (5 Pass.) | ● | E250 | F36 | 79 | Pickup | ● | F350--4/W/D |
| E22 | 73/74 | Custom Club Wagon | ● | E200 | F37 | 73/ | Chassis and cab | ● | F350 |
| | 75/78 | Club Wagon (8 Pass.) | ● | E250 | F38 | 79 | Chassis and cab | ● | F350--4/W/D |
| E23 | 73/74 | Chateau Wagon | ● | E200 | F50 | 73/77 | Chassis and cab | ● | F500 |
| | 75/78 | Club Wagon (12 Pass.) | ● | E250 | G50 | 73/77 | Parcel delivery chassis | ● | D.S.O. Δ |
| E24 | 73/74 | Regular Van | ● | E200 | M35 | 73 | Motor home chassis | ● | D.S.O. Δ |
| | 75/ | Cargo Van | ● | E250 | M40 | 73/76 | Motor home chassis | ● | D.S.O. Δ |
| E25 | 73/74 | Window Van | ● | E200 | M45 | 73/76 | Motor home chassis | ● | M450 |
| | 75/ | Window Van | ● | E250 | M50 | 73/76 | Motor home chassis | ● | M500 |
| E26 | 73/74 | Display Van | ● | E200 | P35 | 73/76 | Parcel delivery chassis | ● | P350 |
| | 75/ | Display Van | ● | E250 | P40 | 73/76 | Parcel delivery chassis | ● | P400 |
| E27 | 75/78 | Cutaway Cab | ● | E250 | P50 | 73/77 | Parcel delivery chassis | ● | P500 |
| E28 | 75/78 | Cutaway Cab w/Parcel Delivery Van | ● | E250 | S11 | 77/ | Club Wagon (5 Pass.)- Super Cab | ● | E150 |
| E30 | 73/74 | Cutaway Cab | ● | E300 | S12 | 77/78 | Club Wagon (8 Pass.)- Super Cab | ● | E150 |
| E31 | 73/74 | Club Wagon | ● | E300 | | | | | |
| E32 | 73/74 | Custom Club Wagon | ● | E300 | | | | | |
| E33 | 73/74 | Chateau Wagon | ● | E300 | | | | | |
| E34 | 73/74 | Regular Van | ● | E300 | | | | | |
| | 75/ | Cargo Van | ● | E350 | | | | | |
| E35 | 73/74 | Window Van | ● | E300 | | | | | |
| | 75/ | Window Van | ● | E350 | | | | | |
| E36 | 73/74 | Display Van | ● | E300 | | | | | |
| | 75/ | Display Van | ● | E350 | | | | | |

Δ Domestic Special Order - refer to page 12 for complete explanation.

● For G.V.W. and related information check Model Code (shown on Warranty Plate) against Model Codes beginning on page 23

▲ Refer to PDV Section at the end of this catalog.

WARRANTY PLATE or CERTIFICATION LABEL-cont'd.

SERIES CODES - cont'd.

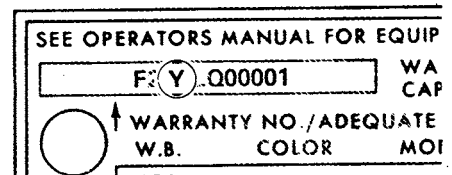
| CODE | YEAR | DESCRIPTION | G.V.W. RATING | CATALOGED AS- | CODE | YEAR | DESCRIPTION | G.V.W. RATING | CATALOGED AS- |
|------|-------|---------------------------------|---------------|---------------|------|------|---|---------------|---------------|
| S14 | 77/ | Cargo Van-Super Cab | ● | E150 | X10 | 77/ | 2 wheel drive pickup-Super Cab | ● | F100--2/W/D |
| S15 | 77/ | Window Van-Super Cab | ● | E150 | X14 | 78/ | 4 wheel drive pickup-Super Cab | ● | F150--4/W/D |
| S16 | 77/ | Display Van-Super Cab | ● | E150 | X15 | 77/ | 2 wheel drive pickup-Super Cab | ● | F150--2/W/D |
| S20 | 78 | Club Wagon (11 Pass.)-Super Cab | ● | E250 | X16 | 78/ | 4 wheel drive chassis and cab-Super Cab | ● | F150--4/W/D |
| S21 | 77/ | Club Wagon (5 Pass.)-Super Cab | ● | E250 | X17 | 77/ | 2 wheel drive chassis and cab-Super Cab | ● | F100--2/W/D |
| S22 | 77/78 | Super Club Wagon-(8 Pass.) | ● | E250 | X19 | 77/ | 2 wheel drive chassis and cab-Super Cab | ● | F150--2/W/D |
| S23 | 77/78 | Super Club Wagon-(12 Pass.) | ● | E250 | X25 | 77/ | 2 wheel drive pickup-Super Cab | ● | F250--2/W/D |
| S24 | 77/ | Cargo Van-Super Van | ● | E250 | X26 | 78/ | 4 wheel drive pickup-Super Cab | ● | F250--4/W/D |
| S25 | 77/ | Window Van-Super Van | ● | E250 | X27 | 77/ | 2 wheel drive chassis and Cab-Super Cab | ● | F250--2/W/D |
| S26 | 77/ | Display Van-Super Van | ● | E250 | X28 | 78/ | 4 wheel drive chassis and cab-Super Cab | ● | F250--4/W/D |
| S29 | 77/78 | Super Club Wagon-(15 Pass.) | ● | E250 | X35 | 77/ | 2 wheel drive pickup-Super Cab | ● | F350--2/W/D |
| S30 | 78 | Super Club Wagon-(11 Pass.) | ● | E350 | X36 | 79 | 4 wheel drive pickup-Super Cab | ● | F350--4/W/D |
| S31 | 78/ | Super Club Wagon-(5 Pass.) | ● | E350 | X37 | 77/ | 2 wheel drive chassis and cab-Super Cab | ● | F350--2/W/D |
| S32 | 77/78 | Super Club Wagon-(8 Pass.) | ● | E350 | X38 | 79 | 4 wheel drive chassis and cab-Super Cab | ● | F350--4/W/D |
| S33 | 77/78 | Super Club Wagon-(12 Pass.) | ● | E350 | | | | | |
| S34 | 77/ | Cargo Van-Super Van | ● | E350 | | | | | |
| S35 | 77/ | Window Van-Super Van | ● | E350 | | | | | |
| S36 | 77/ | Display Van-Super Van | ● | E350 | | | | | |
| S39 | 77/78 | Super Club Wagon-(15 Pass.) | ● | E350 | | | | | |

ENGINE CODES

THE FOURTH DIGIT OF THE WARRANTY OR VEHICLE IDENTIFICATION NUMBER INDICATES BASIC ENGINE IDENTIFICATION.

THE FOLLOWING CHART LISTS THESE CODES AS WELL AS GAS OR DIESEL, NUMBER OF CYLINDERS, CUBIC INCH DISPLACEMENT, TYPE OF CARBURETOR AND WHERE APPLICABLE THE MANUFACTURERS NAME AND MODEL NUMBER.

FOR FURTHER ENGINE IDENTIFICATION REFER TO SECTION 60 IN THIS CATALOG.



WARRANTY PLATE SHOWN
CERTIFICATION LABEL TYPICAL

| CODE | YEAR | G or D | CYL. | C.I.D. | CARB. | TYPE | CODE | YEAR | G or D | CYL. | C.I.D. | CARB. | TYPE |
|------|-------|--------|------|--------|-------|------------------|------|-------|--------|------|--------|-------|----------------------------|
| A | 73/74 | G | 6 | 240 | 1/B | | K | 73/76 | D | 3 | 159 | | Detroit 3-53N-D.S.O. Δ |
| | 75/ | G | 8 | 460 | 4/B | 7.5 Litre | | 78/ | G | 6 | 300 | 1/B | Heavy duty |
| B | 73/ | G | 6 | 300 | 1/B | 4.9 Litre | M | 75/76 | G | 8 | 390 | 4/B | |
| C | 73/76 | G | 8 | 330 | 2/B | Medium duty | S | 77/ | G | 8 | 400 | 2/B | 6.6 Litre |
| | 78 | G | 6 | 300 | 1/B | 3x6 Fuel Economy | Y | 73/76 | G | 8 | 360 | 2/B | |
| G | 73/ | G | 8 | 302 | 2/B | 5.0 Litre | Z | | | | | | - D.S.O. Δ |
| H | 73/76 | G | 8 | 390 | 2/B | Except E100/350 | 1 | 73/76 | G | 6 | 240 | 1/B | Low compression - D.S.O. Δ |
| | 77/ | G | 8 | 351 | 2/B | Except E100/350 | 4 | 74 | G | 8 | 330 | 2/B | Low compression - D.S.O. Δ |
| | 75/ | G | 8 | 351 | 2/B | E100/350 | 5 | 74 | G | 8 | 360 | 2/B | Low compression - D.S.O. Δ |
| J | 73/ | G | 8 | 460 | 4/B | 7.5 Litre | | | | | | | |

● G - Gas D - Diesel

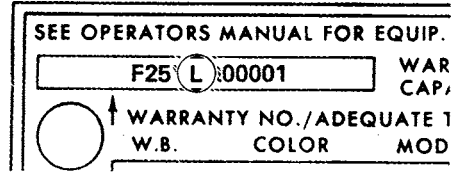
Δ Domestic Special Order - refer to page 12 for complete explanation

WARRANTY PLATE or CERTIFICATION LABEL-cont'd.

ASSEMBLY PLANT CODES

THE FIFTH DIGIT OF THE WARRANTY OR VEHICLE IDENTIFICATION NUMBER INDICATES THE PLANT AT WHICH THE VEHICLE WAS ASSEMBLED.

THE FOLLOWING CHART LISTS THESE CODES AND THE CORRESPONDING ASSEMBLY PLANT.



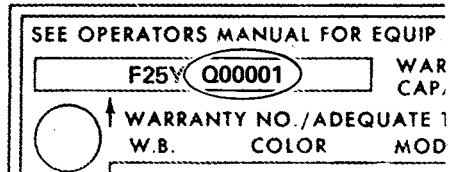
WARRANTY PLATE SHOWN
CERTIFICATION LABEL TYPICAL

| CODE | ASSEMBLY PLANT | CODE | ASSEMBLY PLANT |
|------|----------------|------|--------------------------|
| B | Oakville | N | Norfolk |
| C | Ontario Truck | P | Twin Cities |
| E | Mahwah | R | San Jose |
| H | Lorain | S | Pilot Plant (Allen Park) |
| I | Highland Park | U | Louisville |
| K | Kansas City | V | Kentucky Truck |
| L | Michigan Truck | | |
| | | | |
| | | | |
| | | | |
| | | | |
| | | | |

NUMERICAL SEQUENCE OF ASSEMBLY

A PRODUCTION SERIAL NUMBER SYSTEM IS USED TO IDENTIFY MODEL YEARS.

THE FOLLOWING CHART LISTS THE SERIAL NUMBER RANGES AND THE MODEL YEAR REPRESENTED DEPENDENT ON THE MODELS LISTED.



WARRANTY PLATE SHOWN
CERTIFICATION LABEL TYPICAL

| FROM SERIAL NUMBER | TO SERIAL NUMBER | MODEL | CATALOGED AS MODEL YEAR |
|--------------------|------------------|---------------------|-------------------------|
| Q00,001 | S60,000 | All | 1973 |
| S60,001 | V20,000 | All except E100/300 | 1974 |
| S60,001 | W20,000 | E100/300 | 1974 |
| V20,001 | X40,000 | All except E100/350 | 1975 |
| W20,001 | X60,000 | E100/350 | 1975 |
| A00,001 | D25,000 | All | 1976 |
| Q00,001 | Q99,999 | All | 1977 |
| X80,001 | Z25,000 | All | 1977 |
| AE0,001 | CK9,999 | All | 1978 |
| DC0,001 | FK9,000 | All | 1979 |

IMPORTANT

Due to varying production volumes, the exact serial number with which a change becomes effective cannot be determined. When selecting part numbers referenced to serial numbers, the catalog specifications should be used as an aid in selecting the proper part number.

**1973/79
TRUCK SERIES 100/500**

**GENERAL
INFORMATION**

WARRANTY PLATE or CERTIFICATION LABEL-cont'd.

WHEELBASE

THE ACTUAL WHEELBASE IN INCHES IS SHOWN ON THE RATING OR WARRANTY PLATE.

| | | |
|-----------------------|-------|-----|
| WARRANTY NO./ADEQUATE | | |
| W.B. | COLOR | MOD |
| 131 | MB | F25 |
| 7500 | | |
| MAX. G.V.W. LBS. | | |

COLOR CODES - EXTERIOR PAINT

THE CODE UNDER "COLOR" INDICATES THE EXTERIOR PAINT COLOR OF THE VEHICLE.

REFER TO THE PAINT SECTION FOR A LISTING OF THESE CODES AND THE PART NUMBER OF THE REQUIRED PAINT.

| | | |
|-----------------------|-------|-----|
| WARRANTY NO./ADEQUATE | | |
| W.B. | COLOR | MOD |
| 131 | MB | F25 |
| 7500 | | |
| MAX. G.V.W. LBS. | | |

MODEL CODES

THE MODEL CODE INDICATES THE TRUCK SERIES AND THE CORRESPONDING G.V.W. RATING.

THE FOLLOWING CHART LISTS THESE CODES AND THE TRUCK MODEL AND G.V.W. RATING WHICH THEY REPRESENT.

| | | |
|--------------------------------|-------|-------|
| WARRANTY NO./ADEQUATE TIRES RI | | |
| W.B. | COLOR | MODEL |
| 131 | MB | F250 |
| 7500 | | |
| MAX. G.V.W. LBS. | | |

| CODE | YEAR | DESCRIPTION | G.V.W. RATING | CATALOGED AS - |
|------|-------|-----------------|---------------|----------------|
| B500 | 73/76 | Bus | 14000 | B500 |
| B501 | 73/76 | Bus | 16000 | B500 |
| B502 | 73/77 | Bus | 17400 | B500 |
| B503 | 73/77 | Bus | 19200 | B500 |
| E010 | 75/76 | Wagon (5 Pass.) | 5600 | E100 |
| | 77/78 | Wagon (5 Pass.) | 5500 | E100 |
| | 79 | Wagon (5 Pass.) | 5400 | E100 |
| E011 | 75/76 | Wagon (5 Pass.) | 5900 | E100 |
| | 77/78 | Wagon (5 Pass.) | 5700 | E100 |
| E012 | 77/78 | Wagon (5 Pass.) | 5900 | E100 |
| E013 | 78 | Wagon (5 Pass.) | 5700 | E100 |
| | 79 | Wagon (5 Pass.) | 5800 | E100 |
| E014 | 79 | Wagon (5 Pass.) | 6000 | E100 |
| E020 | 75/76 | Wagon (8 Pass.) | 6000 | E100 |
| | 77/78 | Wagon (8 Pass.) | 5900 | E100 |
| E021 | 77/78 | Wagon (8 Pass.) | 6000 | E100 |
| E040 | 75/76 | Cargo Van | 5100 | E100 |
| | 77/78 | Cargo Van | 5150 | E100 |
| | 79 | Cargo Van | 5050 | E100 |

| CODE | YEAR | DESCRIPTION | G.V.W. RATING | CATALOGED AS - |
|------|-------|-------------|---------------|----------------|
| E041 | 75/76 | Cargo Van | 5250 | E100 |
| | 77/78 | Cargo Van | 5750 | E100 |
| | 79 | Cargo Van | 5650 | E100 |
| E042 | 75/76 | Cargo Van | 5700 | E100 |
| E043 | 75/76 | Cargo Van | 5800 | E100 |
| E044 | 76 | Cargo Van | 5200 | E100 |
| E050 | 75/76 | Window Van | 5100 | E100 |
| | 77/78 | Window Van | 5150 | E100 |
| | 79 | Window Van | 5050 | E100 |
| E051 | 75/76 | Window Van | 5250 | E100 |
| | 77/78 | Window Van | 5750 | E100 |
| | 79 | Window Van | 5650 | E100 |
| E052 | 75/76 | Window Van | 5700 | E100 |
| E053 | 75/76 | Window Van | 5800 | E100 |
| E054 | 76 | Window Van | 5200 | E100 |
| E060 | 75/76 | Display Van | 5100 | E100 |
| | 77/78 | Display Van | 5150 | E100 |
| | 79 | Display Van | 5050 | E100 |
| E061 | 75/76 | Display Van | 5250 | E100 |
| | 77/78 | Display Van | 5750 | E100 |
| | 79 | Display Van | 5650 | E100 |

WARRANTY PLATE or CERTIFICATION LABEL-cont'd.

MODEL CODES

| CODE | YEAR | DESCRIPTION | G.V.W. RATING | CATALOGED AS - | CODE | YEAR | DESCRIPTION | G.V.W. RATING | CATALOGED AS - |
|------|-------|----------------------|------------------|-------------------|------|-------|----------------------|------------------|-------------------|
| E062 | 75/76 | Display Van | 5700 | E100 | E151 | 73/74 | Window Van | 4600 | E100 |
| E063 | 75/76 | Display Van | 5800 | E100 | | 75 | Window Van | 6300 | E150 |
| E064 | 76 | Display Van | 5200 | E100 | | 76 | Window Van | 6200 | E150 |
| | | | | | | 78 | Window Van | 6300 | E150 |
| | | | | | | 79 | Window Van | 6100 | E150 |
| E110 | 73/74 | Club Wagon (5 Pass.) | 4800 | E100 | E152 | 73/74 | Window Van | 4800 | E100 |
| | 75 | Wagon (5 Pass.) | 6050 | E150 | | 79 | Window Van | 6300 | E150 |
| | 76 | Wagon (5 Pass.) | 6010 | E150 | | | | | |
| | 77/78 | Wagon (5 Pass.) | 6200 | E150 | E160 | 73/74 | Display Van | 4325 | E100 |
| | 79 | Wagon (5 Pass.) | 6050 | E150 | | 75/76 | Display Van | 6050 | E150 |
| E111 | 73/74 | Club Wagon (5 Pass.) | 4900 | E100 | | 77 | Display Van | 6150 | E150 |
| | 75/76 | Wagon (5 Pass.) | 6300 | E150 | | 78 | Display Van | 6100 | E150 |
| | 77/ | Wagon (5 Pass.) | 6200 | E150 | | 79 | Display Van | 6050 | E150 |
| E112 | 77 | Wagon (5 Pass.) | 6400 | E150 | E161 | 73/74 | Display Van | 4600 | E100 |
| | 78 | Wagon (5 Pass.) | 6400 | E150 | | 75 | Display Van | 6300 | E150 |
| | 79 | Wagon (5 Pass.) | 6100 | E150 | | 76 | Display Van | 6200 | E150 |
| E113 | 77 | Wagon (5 Pass.) | 6600 | E150 | | 78 | Display Van | 6300 | E150 |
| | 78 | Wagon (5 Pass.) | 6500 | E150 | | 79 | Display Van | 6100 | E150 |
| | 79 | Wagon (5 Pass.) | 6300 | E150 | E162 | 73/74 | Display Van | 4800 | E100 |
| E114 | 79 | Wagon (5 Pass.) | 6500 | E150 | | 79 | Display Van | 6300 | E150 |
| E115 | 79 | Wagon (5 Pass.) | 6100 | E150 | | | | | |
| E116 | 79 | Wagon (5 Pass.) | 6300 | E150 | E200 | 78 | Wagon (11 Pass.) | 7600 | E250 |
| E117 | 79 | Wagon (5 Pass.) | 6500 | E150 | E201 | 78 | Wagon (11 Pass.) | 7900 | E250 |
| E118 | 79 | Wagon (5 Pass.) | 6300 | E150 | E202 | 78 | Wagon (11 Pass.) | 8100 | E250 |
| E119 | 79 | Wagon (5 Pass.) | 6500 | E150 | E203 | 78 | Wagon (11 Pass.) | 8500 | E250 |
| E11J | 79 | Wagon (5 Pass.) | 6600 | E150 | E204 | 78 | Wagon (11 Pass.) | 8900 | E250 |
| | | | | | | | | | |
| E120 | 75 | Wagon (8 Pass.) | 6300 | E150 | E210 | 73/74 | Club Wagon (5 Pass.) | 5200 | E200 |
| | 76 | Wagon (8 Pass.) | 6350 | E150 | | 75 | Wagon (5 Pass.) | 7100 | E250 |
| | 77/78 | Wagon (8 Pass.) | 6300 | E150 | | 76 | Wagon (5 Pass.) | 7000 | E250 |
| E121 | 77/78 | Wagon (8 Pass.) | 6500 | E150 | | 77 | Wagon (5 Pass.) | 6900 | E250 |
| E122 | 77 | Wagon (8 Pass.) | 6600 | E150 | | 78/ | Wagon (5 Pass.) | 6800 | E250 |
| | 78 | Wagon (8 Pass.) | 6300 | E150 | E211 | 73/74 | Club Wagon (8 Pass.) | 5300 | E200 |
| E123 | 77 | Wagon (8 Pass.) | 6300 | E150 | | 75 | Wagon (5 Pass.) | 7750 | E250 |
| | 78 | Wagon (8 Pass.) | 6500 | E150 | | 76 | Wagon (5 Pass.) | 7675 | E250 |
| E124 | 77 | Wagon (8 Pass.) | 6500 | E150 | | 77/ | Wagon (5 Pass.) | 7100 | E250 |
| | 78 | Wagon (8 Pass.) | 6700 | E150 | | | | | |
| E125 | 77/78 | Wagon (8 Pass.) | 6600 | E150 | E212 | 73/74 | Club Wagon (5 Pass.) | 5400 | E200 |
| | | | | | | 75 | Wagon (5 Pass.) | 8350 | E250 |
| E140 | 73/74 | Regular Van | 4325 | E100 | | 76 | Wagon (5 Pass.) | 8300 | E250 |
| | 75/76 | Cargo Van | 6050 | E150 | | 77/ | Wagon (5 Pass.) | 7800 | E250 |
| | 77 | Cargo Van | 6150 | E150 | E213 | 73/74 | Club Wagon (5 Pass.) | 5500 | E200 |
| | 78 | Cargo Van | 6100 | E150 | | 75 | Wagon (5 Pass.) | 8550 | E250 |
| | 79 | Cargo Van | 6050 | E150 | | 76 | Wagon (5 Pass.) | 8450 | E250 |
| E141 | 73/74 | Regular Van | 4600 | E100 | | 79 | Wagon (5 Pass.) | 6900 | E250 |
| | 75 | Cargo Van | 6300 | E150 | | | | | |
| | 76 | Cargo Van | 6200 | E150 | E214 | 73 | Club Wagon (8 Pass.) | 5600 | E200 |
| | 78 | Cargo Van | 6300 | E150 | | 74 | Club Wagon (8 Pass.) | 5700 | E200 |
| | 79 | Cargo Van | 6100 | E150 | | 79 | Wagon (5 Pass.) | 7100 | E250 |
| E142 | 73/74 | Regular Van | 4800 | E100 | E215 | 73 | Club Wagon (5 Pass.) | 5700 | E200 |
| | 79 | Cargo Van | 6300 | E150 | | 74 | Club Wagon (8 Pass.) | 6000 | E200 |
| | | | | | | 79 | Wagon (5 Pass.) | 7300 | E250 |
| E150 | 73/74 | Window Van | 4325 | E100 | E216 | 73 | Club Wagon (8 Pass.) | 6000 | E200 |
| | 75/76 | Window Van | 6050 | E150 | | 74 | Club Wagon (8 Pass.) | 5600 | E200 |
| | 77 | Window Van | 6150 | E150 | | 79 | Wagon (5 Pass.) | 7500 | E250 |
| | 78 | Window Van | 6100 | E150 | E217 | 79 | Wagon (5 Pass.) | 7700 | E250 |
| | 79 | Window Van | 6050 | E150 | | | | | |

**1973/79
TRUCK SERIES 100/500**

**GENERAL
INFORMATION**

WARRANTY PLATE or CERTIFICATION LABEL - cont'd.

MODEL CODES

| CODE | YEAR | DESCRIPTION | G.V.W. RATING | CATALOGED AS - | CODE | YEAR | DESCRIPTION | G.V.W. RATING | CATALOGED AS - |
|------|-------|--------------------------------|------------------|-------------------|------|-------|----------------------------|------------------|-------------------|
| E218 | 79 | Wagon (5 Pass.) | 8200 | E250 | E235 | 73 | Chateau Wagon (5 Pass.) | 5700 | E200 |
| E219 | 79 | Wagon (5 Pass.) | 7600 | E250 | | 74 | Chateau Wagon (8 Pass.) | 6000 | E200 |
| E21J | 79 | Wagon (5 Pass.) | 7900 | E250 | E236 | 73 | Chateau Wagon (8 Pass.) | 6000 | E200 |
| E21K | 79 | Wagon (5 Pass.) | 8100 | E250 | | | | | |
| E21L | 79 | Wagon (5 Pass.) | 8500 | E250 | | | | | |
| E21M | 79 | Wagon (5 Pass.) | 8900 | E250 | | | | | |
| | | | | | | | | | |
| E220 | 75 | Wagon (8 Pass.) | 7200 | E250 | E240 | 73/74 | Regular Van | 5250 | E200 |
| | 76 | Wagon (8 Pass.) | 7100 | E250 | | 75 | Cargo Van | 7000 | E250 |
| | 77/78 | Wagon (8 Pass.) | 6900 | E250 | | 76 | Cargo Van | 6870 | E250 |
| E221 | 75 | Wagon (8 Pass.) | 7750 | E250 | | 77 | Cargo Van | 6800 | E250 |
| | 76 | Wagon (8 Pass.) | 7675 | E250 | | 78/ | Cargo Van | 6750 | E250 |
| | 77/78 | Wagon (8 Pass.) | 7100 | E250 | E241 | 73/74 | Regular Van | 5450 | E200 |
| E222 | 75 | Wagon (8 Pass.) | 8350 | E250 | | 75 | Cargo Van | 7700 | E250 |
| | 76 | Wagon (8 Pass.) | 8300 | E250 | | 76 | Cargo Van | 7625 | E250 |
| | 77 | Wagon (8 Pass.) | 7300 | E250 | | 77/78 | Cargo Van | 7550 | E250 |
| | 78 | Wagon (8 Pass.) | 7300 | E250 | | 79 | Cargo Van | 7500 | E250 |
| | | | | | E242 | 73/74 | Regular Van | 6000 | E200 |
| E223 | 73/74 | Custom Club Wagon (5 Pass.) | 5500 | E200 | | 75 | Cargo Van | 8500 | E250 |
| | 75 | Wagon (8 Pass.) | 8550 | E250 | | 76 | Cargo Van | 8350 | E250 |
| | 76 | Wagon (8 Pass.) | 8450 | E250 | | 77 | Cargo Van | 8300 | E250 |
| | 77/78 | Wagon (8 Pass.) | 7500 | E250 | | 78/ | Cargo Van | 8250 | E250 |
| E224 | 73 | Custom Club Wagon (8 Pass.) | 5600 | E200 | E243 | 78 | Cargo Van | 6750 | E250 |
| | 74 | Custom Club Wagon (5 Pass.) | 5700 | E200 | E244 | 78 | Cargo Van | 8250 | E250 |
| | 77/78 | Wagon (8 Pass.) | 7700 | E250 | | | | | |
| E225 | 73 | Custom Club Wagon (5 Pass.) | 5700 | E200 | E250 | 73/74 | Window Van | 5250 | E200 |
| | 74 | Custom Club Wagon (8 Pass.) | 6000 | E200 | | 75 | Window Van | 7000 | E250 |
| | 77/78 | Wagon (8 Pass.) | 8200 | E250 | | 76 | Window Van | 6870 | E250 |
| E226 | 73 | Custom Club Wagon (8 Pass.) | 6000 | E200 | | 77 | Window Van | 6800 | E250 |
| | | | | | | 78/ | Window Van | 6750 | E250 |
| E230 | 75 | Wagon (12 Pass.) | 7950 | E250 | E251 | 73/74 | Window Van | 5450 | E200 |
| | 76 | Wagon (12 Pass.) | 7850 | E250 | | 75 | Window Van | 7700 | E250 |
| | 77 | Wagon (12 Pass.) | 7700 | E250 | | 76 | Window Van | 7625 | E250 |
| | 78 | Wagon (12 Pass.) | 7600 | E250 | | 77/78 | Window Van | 7550 | E250 |
| E231 | 75/76 | Wagon (12 Pass.) | 8500 | E250 | | 79 | Window Van | 7500 | E250 |
| | 77/78 | Wagon (12 Pass.) | 7900 | E250 | E252 | 73/74 | Window Van | 6000 | E200 |
| E232 | 75/76 | Wagon (12 Pass.) | 8750 | E250 | | 75 | Window Van | 8500 | E250 |
| | 77/78 | Wagon (12 Pass.) | 8100 | E250 | | 76 | Window Van | 8350 | E250 |
| | | | | | | 77 | Window Van | 8300 | E250 |
| E233 | 73/74 | Chateau Wagon (5 Pass.) | 5500 | E200 | | 78/ | Window Van | 3250 | E250 |
| | 77/78 | Wagon (12 Pass.) | 8500 | E250 | E253 | 78 | Window Van | 6750 | E250 |
| E234 | 73 | Chateau Wagon (8 Pass.) | 5600 | E200 | E254 | 78 | Window Van | 8250 | E250 |
| | 74 | Chateau Wagon (5 Pass.) | 5700 | E200 | | | | | |
| | 77/78 | Wagon (12 Pass.) | 8900 | E250 | E260 | 73/74 | Display Van | 5250 | E200 |
| | | | | | | 75 | Display Van | 7000 | E250 |
| | | | | | | 76 | Display Van | 6870 | E250 |
| | | | | | | 77 | Display Van | 6800 | E250 |
| | | | | | | 78/ | Display Van | 6750 | E250 |
| | | | | | E261 | 73/74 | Display Van | 5450 | E200 |
| | | | | | | 75 | Display Van | 7700 | E250 |
| | | | | | | 76 | Display Van | 7625 | E250 |
| | | | | | | 77/78 | Display Van | 7550 | E250 |
| | | | | | | 79 | Display Van | 7500 | E250 |

WARRANTY PLATE or CERTIFICATION LABEL - cont'd.

MODEL CODES

| CODE | YEAR | DESCRIPTION | G.V.W. RATING | CATALOGED AS - | CODE | YEAR | DESCRIPTION | G.V.W. RATING | CATALOGED AS - |
|------|-------|--------------------------------------|------------------|-------------------|------|-------|-----------------------------|------------------|-------------------|
| E262 | 73/74 | Display Van | 6000 | E200 | E333 | 73/74 | Chateau Wagon (5 Pass.) | 7600 | E300 |
| | 75 | Display Van | 8500 | E250 | E334 | 73/74 | Chateau Wagon (8 Pass.) | 6800 | E300 |
| | 76 | Display Van | 8350 | E250 | E335 | 73/74 | Chateau Wagon (12 Pass.) | 6800 | E300 |
| | 77 | Display Van | 8300 | E250 | E336 | 73/74 | Chateau Wagon (12 Pass.) | 7600 | E300 |
| | 78/ | Display Van | 8250 | E250 | E337 | 73/74 | Chateau Wagon (8 Pass.) | 7800 | E300 |
| E263 | 78 | Display Van | 6750 | E250 | E338 | 73 | Chateau Wagon (12 Pass.) | 7800 | E300 |
| E264 | 78 | Display Van | 8250 | E250 | E339 | 74 | Chateau Wagon (12 Pass.) | 7800 | E300 |
| E270 | 75/76 | Cutaway Cab | 8500 | E250 | E340 | 73/74 | Regular Van | 6050 | E300 |
| | 77/78 | Cutaway Cab | 8400 | E250 | | 75 | Cargo Van | 8750 | E350 |
| E27W | 78 | Cutaway Cab- Commercial | 7700 | E250 | | 76 | Cargo Van | 8650 | E350 |
| E280 | 75 | Cutaway Cab w/Parcel Delivery Van | 8500 | E250 | | 77 | Cargo Van | 8600 | E350 |
| | 76 | Cutaway Cab w/Parcel Delivery Van | 7850 | E250 | | 78/ | Cargo Van | 8550 | E350 |
| | 77/78 | Cutaway Cab w/Parcel Delivery Van | 7700 | E250 | E341 | 73/74 | Regular Van | 6200 | E300 |
| E300 | 73/74 | Cutaway Cab | 8300 | E300 | | 75 | Cargo Van | 9750 | E350 |
| E310 | 73/74 | Club Wagon (5 Pass.) | 6500 | E300 | | 76 | Cargo Van | 9600 | E350 |
| E311 | 73/74 | Club Wagon (5 Pass.) | 6800 | E300 | | 77 | Cargo Van | 9550 | E350 |
| E312 | 73/74 | Club Wagon (8 Pass.) | 7500 | E300 | | 78/ | Cargo Van | 9500 | E350 |
| E313 | 73/74 | Club Wagon (5 Pass.) | 7600 | E300 | E342 | 73/74 | Regular Van | 6800 | E300 |
| E314 | 73/74 | Club Wagon (8 Pass.) | 6800 | E300 | | 75 | Cargo Van | 10000 | E350 |
| E315 | 73/74 | Club Wagon (12 Pass.) | 6800 | E300 | | 76 | Cargo Van | 9900 | E350 |
| E316 | 73/74 | Club Wagon (12 Pass.) | 7600 | E300 | | 77 | Cargo Van | 9850 | E350 |
| E317 | 73/74 | Club Wagon (8 Pass.) | 7800 | E300 | | 78/ | Cargo Van | 9800 | E350 |
| E318 | 73 | Club Wagon (12 Pass.) | 7800 | E300 | E343 | 73/74 | Regular Van | 7000 | E300 |
| | 74 | Club Wagon (8 Pass.) | 6500 | E300 | | 78 | Cargo Van | 8550 | E350 |
| E319 | 74 | Club Wagon (12 Pass.) | 7800 | E300 | E344 | 73/74 | Regular Van | 7500 | E300 |
| E321 | 73/74 | Custom Club Wagon (5 Pass.) | 6800 | E300 | | 78 | Cargo Van | 9500 | E350 |
| E322 | 73/74 | Custom Club Wagon (8 Pass.) | 7500 | E300 | E345 | 73/74 | Regular Van | 7700 | E300 |
| E323 | 73/74 | Custom Club Wagon (5 Pass.) | 7600 | E300 | | 78 | Cargo Van | 9800 | E350 |
| E324 | 73/74 | Custom Club Wagon (8 Pass.) | 6800 | E300 | E346 | 73/74 | Regular Van | 8300 | E300 |
| E325 | 73/74 | Custom Club Wagon (12 Pass.) | 6800 | E300 | E347 | 73 | Regular Van | 7500 | E300 |
| E326 | 73/74 | Custom Club Wagon (12 Pass.) | 7600 | E300 | E348 | 73 | Regular Van | 7700 | E300 |
| E327 | 73/74 | Custom Club Wagon (8 Pass.) | 7800 | E300 | E350 | 73/74 | Window Van | 6050 | E300 |
| E328 | 73 | Custom Club Wagon (12 Pass.) | 7800 | E300 | | 75 | Window Van | 8750 | E350 |
| E329 | 74 | Custom Club Wagon (12 Pass.) | 7800 | E300 | | 76 | Window Van | 8650 | E350 |
| E331 | 73/74 | Chateau Wagon (5 Pass.) | 6800 | E300 | | 77 | Window Van | 8600 | E350 |
| E332 | 73/74 | Chateau Wagon (8 Pass.) | 7500 | E300 | | 78/ | Window Van | 8550 | E350 |
| | | | | | E351 | 73/74 | Window Van | 6200 | E300 |
| | | | | | | 75 | Window Van | 9750 | E350 |
| | | | | | | 76 | Window Van | 9600 | E350 |
| | | | | | | 77 | Window Van | 9550 | E350 |
| | | | | | | 78/ | Window Van | 9500 | E350 |
| | | | | | E352 | 73/74 | Window Van | 6800 | E300 |
| | | | | | | 75 | Window Van | 10000 | E350 |
| | | | | | | 76 | Window Van | 9900 | E350 |
| | | | | | | 77 | Window Van | 9850 | E350 |
| | | | | | | 78/ | Window Van | 9800 | E350 |

WARRANTY PLATE or CERTIFICATION LABEL - cont'd.

MODEL CODES

| CODE | YEAR | DESCRIPTION | G.V.W. RATING | CATALOGED AS | CODE | YEAR | DESCRIPTION | G.V.W. RATING | CATALOGED AS |
|------|-------|------------------------|------------------|-----------------|------|-------|-----------------------------------|------------------|-----------------|
| E353 | 73/74 | Window Van | 7000 | E300 | E37R | 78/ | Cutaway Cab-Commercial | 8200 | D.S.O. Δ |
| | 78 | Window Van | 8550 | E350 | E37S | 78/ | Cutaway Cab-Commercial | 9000 | D.S.O. Δ |
| E354 | 73/74 | Window Van | 7500 | E300 | E37T | 78/ | Cutaway Cab-Commercial | 9300 | D.S.O. Δ |
| | 78 | Window Van | 9500 | E350 | E37U | 78/ | Cutaway Cab-Commercial | 9550 | D.S.O. Δ |
| E355 | 73/74 | Window Van | 7700 | E300 | E37V | 78/ | Cutaway Cab-Commercial | 9800 | D.S.O. Δ |
| | 78 | Window Van | 9800 | E350 | | | | | |
| E356 | 73/74 | Window Van | 8300 | E300 | E37X | 78/ | Cutaway Cab-Commercial | 8750 | E350 |
| E357 | 73 | Window Van | 7500 | E300 | E37Y | 78/ | Cutaway Cab-Commercial | 9700 | E350 |
| E358 | 73 | Window Van | 7700 | E300 | E37Z | 78/ | Cutaway Cab-Commercial | 9750 | E350 |
| | | | | | | | | | |
| E360 | 73/74 | Display Van | 6050 | E300 | E380 | 75/ | Cutaway Cab w/Parcel Delivery Van | 8750 | E350 |
| | 75 | Display Van | 8750 | E350 | E381 | 73/74 | Parcel Delivery Van | 8300 | ▲ |
| | 76 | Display Van | 8650 | E350 | | 75/76 | Cutaway Cab w/Parcel Delivery Van | 11000 | E350 |
| | 77 | Display Van | 8600 | E350 | | 77 | Cutaway Cab w/Parcel Delivery Van | 9850 | E350 |
| | 78/ | Display Van | 8550 | E350 | | 78/ | Cutaway Cab w/Parcel Delivery Van | 9700 | E350 |
| E361 | 73/74 | Display Van | 6200 | E300 | E382 | 73/74 | Parcel Delivery Van | 8300 | ▲ |
| | 75 | Display Van | 9750 | E350 | | 75 | Cutaway Cab w/Parcel Delivery Van | 11000 | E350 |
| | 76 | Display Van | 9600 | E350 | | 76 | Cutaway Cab w/Parcel Delivery Van | 10725 | E250 |
| | 77 | Display Van | 9550 | E350 | | 77/ | Cutaway Cab w/Parcel Delivery Van | 10000 | E350 |
| | 78/ | Display Van | 9500 | E350 | E383 | 77/ | Cutaway Cab w/Parcel Delivery Van | 10500 | E350 |
| E362 | 73/74 | Display Van | 6800 | E300 | | | | | |
| | 75 | Display Van | 10000 | E350 | F100 | 73 | Pickup | 4550 | F100--2/W/D |
| | 76 | Display Van | 9900 | E350 | | 74 | Pickup | 4600 | F100--2/W/D |
| | 77 | Display Van | 9850 | E350 | | 75 | Pickup | 4650 | F100--2/W/D |
| | 78/ | Display Van | 9800 | E350 | | 76 | Pickup | 4600 | F100--2/W/D |
| E363 | 73/74 | Display Van | 7000 | E300 | | 78 | Pickup | 4900 | F100-2/W/D |
| | 78 | Display Van | 8550 | E350 | F101 | 73 | Pickup | 4650 | F100--2/W/D |
| E364 | 73/74 | Display Van | 7500 | E300 | | 74/75 | Pickup | 4700 | F100--2/W/D |
| | 78 | Display Van | 9500 | E350 | | 76 | Pickup | 4800 | F100--2/W/D |
| E365 | 73/74 | Display Van | 7700 | E300 | | 77 | Pickup | 4700 | F100--2/W/D |
| | 78 | Display Van | 9800 | E350 | | 78/ | Pickup | 4800 | F100--2/W/D |
| E366 | 73/74 | Display Van | 8300 | E300 | F102 | 73/74 | Pickup | 4800 | F100--2/W/D |
| E367 | 73 | Display Van | 7500 | E300 | | 75/76 | Pickup | 4850 | F100--2/W/D |
| E368 | 73 | Display Van | 7700 | E300 | F103 | 73 | Pickup | 5000 | F100--2/W/D |
| | | | | | | 74 | Pickup | 4850 | F100--2/W/D |
| E370 | 75/77 | Cutaway Cab | 8750 | E350 | | 75 | Pickup | 5200 | F100--2/W/D |
| | 78/ | Cutaway Cab | 8700 | E350 | | 76/77 | Pickup | 4900 | F100--2/W/D |
| E371 | 73/74 | Parcel Delivery Van | 8300 | ▲ | F104 | 73 | Pickup | 5450 | F100--2/W/D |
| | 75/76 | Cutaway Cab | 9750 | E350 | | 74/75 | Pickup | 5000 | F100--2/W/D |
| | 77/ | Cutaway Cab | 9650 | E350 | | 76 | Pickup | 4950 | F100--2/W/D |
| E372 | 73/74 | Parcel Delivery Van | 8300 | ▲ | | | | | |
| | 75/ | Cutaway Cab | 8750 | E350 | | | | | |
| E373 | 75/76 | Cutaway Cab | 11000 | E350 | | | | | |
| | 77 | Cutaway Cab | 10000 | E350 | | | | | |
| | | | | | | | | | |
| E374 | 75/77 | Cutaway Cab | 11000 | E350 | | | | | |
| | 79 | Cutaway Cab | 10100 | E350 | | | | | |
| E375 | 78/ | Cutaway Cab | 11000 | E350 | | | | | |
| E376 | 78/ | Cutaway Cab | 10250 | E350 | | | | | |
| | | | | | | | | | |
| E37P | 79 | Cutaway Cab-Commercial | 8650 | D.S.O. Δ | | | | | |
| E37Q | 79 | Cutaway Cab-Commercial | 9600 | D.S.O. Δ | | | | | |

▲ Refer to PDV Section at the end of this catalog.

Δ Domestic Special Order - refer to page 12 for a complete explanation.

October, 1979

COPYRIGHT © 1979

FORD MOTOR
COMPANY

—DEARBORN, MICHIGAN

NEW ISSUE

WARRANTY PLATE or CERTIFICATION LABEL - cont'd.

MODEL CODES

| CODE | YEAR | DESCRIPTION | G.V.W. RATING | CATALOGED AS - | CODE | YEAR | DESCRIPTION | G.V.W. RATING | CATALOGED AS - |
|------|--------|-----------------|------------------|-------------------|-----------------|-----------------|-----------------|------------------|-------------------|
| F105 | 73 | Pickup | 5500 | F100--2/W/D | F170 | 73 | Chassis and cab | 4550 | F100--2/W/D |
| | 74/77 | Pickup | 5100 | F100--2/W/D | | 74 | Chassis and cab | 4600 | F100--2/W/D |
| F106 | 73 | Pickup | 5500 | F100--2/W/D | 75 | Chassis and cab | 4650 | F100--2/W/D | |
| | 74/76 | Pickup | 5350 | F100--2/W/D | 76 | Chassis and cab | 4600 | F100--2/W/D | |
| | 77 | Pickup | 5250 | F100--2/W/D | 78 | Chassis and cab | 4900 | F100--2/W/D | |
| F107 | 78 | Pickup | 5400 | F100--2/W/D | F171 | 73 | Chassis and cab | 4650 | F100--2/W/D |
| | 79 | Pickup | 5300 | F100--2/W/D | | 74/75 | Chassis and cab | 4700 | F100--2/W/D |
| | 74/76 | Pickup | 5500 | F100--2/W/D | | 76 | Chassis and cab | 4800 | F100--2/W/D |
| 77 | Pickup | 5400 | F100--2/W/D | 77 | | Chassis and cab | 4700 | F100--2/W/D | |
| F108 | 78 | Pickup | 5600 | F100--2/W/D | 78/ | Chassis and cab | 4800 | F100--2/W/D | |
| | 79 | Pickup | 5500 | F100--2/W/D | F172 | 73/74 | Chassis and cab | 4800 | F100--2/W/D |
| | 74 | Pickup | 5500 | F100--2/W/D | | 75/76 | Chassis and cab | 4850 | F100--2/W/D |
| F109 | 75 | Pickup | 5700 | F100--2/W/D | F173 | 73 | Chassis and cab | 5000 | F100--2/W/D |
| | 76 | Pickup | 5550 | F100--2/W/D | | 74 | Chassis and cab | 4850 | F100--2/W/D |
| F110 | 75 | Pickup | 5700 | F100--2/W/D | | 75 | Chassis and cab | 5200 | F100--2/W/D |
| | 76 | Pickup | 5700 | F100--2/W/D | 76/77 | Chassis and cab | 4900 | F100--2/W/D | |
| F111 | 76 | Pickup | 5200 | F100--2/W/D | F174 | 73 | Chassis and cab | 5450 | F100--2/W/D |
| | 78/ | Pickup | 5200 | F100--2/W/D | | 74/75 | Chassis and cab | 5000 | F100--2/W/D |
| F112 | 73 | Pickup | 5300 | F100--4/W/D | | 76 | Chassis and cab | 4950 | F100--2/W/D |
| | 74/75 | Pickup | 5250 | F100--4/W/D | F175 | 73 | Chassis and cab | 5500 | F100--2/W/D |
| | 76 | Pickup | 5350 | F100--4/W/D | | 74/77 | Chassis and cab | 5100 | F100--2/W/D |
| F113 | 73 | Pickup | 5600 | F100--4/W/D | F176 | 73 | Chassis and cab | 5500 | F100--2/W/D |
| | 74 | Pickup | 5300 | F100--4/W/D | | 74/76 | Chassis and cab | 5350 | F100--2/W/D |
| | 75 | Pickup | 5350 | F100--4/W/D | | 77 | Chassis and cab | 5250 | F100--2/W/D |
| | 76 | Pickup | 5550 | F100--4/W/D | | 78 | Chassis and cab | 5400 | F100--2/W/D |
| F114 | 73 | Pickup | 5300 | F100--4/W/D | | 79 | Chassis and cab | 5300 | F100--2/W/D |
| | 74/75 | Pickup | 5600 | F100--4/W/D | | F177 | 74 | Chassis and cab | 4900 |
| | 76 | Pickup | 5700 | F100--4/W/D | 75/76 | | Chassis and cab | 5500 | F100--2/W/D |
| 73 | Pickup | 5600 | F100--4/W/D | 77 | Chassis and cab | | 5400 | F100--2/W/D | |
| 75 | Pickup | 5700 | F100--4/W/D | 78 | Chassis and cab | | 5600 | F100--2/W/D | |
| F115 | 73 | Pickup | 5600 | F100--4/W/D | 79 | | Chassis and cab | 5500 | F100--2/W/D |
| | 74 | Pickup | 5700 | F100--4/W/D | F178 | 74 | Chassis and cab | 4900 | F100--2/W/D |
| | 75 | Pickup | 6050 | F150--4/W/D | | 75 | Chassis and cab | 5700 | F100--2/W/D |
| | 76 | Pickup | 6200 | F150--4/W/D | | 76 | Chassis and cab | 5550 | F100--2/W/D |
| F116 | 77 | Pickup | 6150 | F150--4/W/D | F179 | 76 | Chassis and cab | 5700 | F100--2/W/D |
| | 78/ | Pickup | 6300 | F150--4/W/D | | F17N | 76 | Chassis and cab | 5200 |
| | 76 | Pickup | 6300 | F150--4/W/D | 78/ | | Chassis and cab | 5200 | F100--4/W/D |
| F117 | 76 | Pickup | 6300 | F150--4/W/D | F180 | 73 | Chassis and cab | 5300 | F100--4/W/D |
| | 78/ | Pickup | 6500 | F150--4/W/D | | 74/75 | Chassis and cab | 5250 | F100--4/W/D |
| F118 | 76 | Pickup | 6400 | F150--4/W/D | | 76 | Chassis and cab | 5350 | F100--4/W/D |
| | 77 | Pickup | 6350 | F150--4/W/D | F181 | 73 | Chassis and cab | 5600 | F100--4/W/D |
| F119 | 75/ | Pickup | 6050 | F150--2/W/D | | 74 | Chassis and cab | 5300 | F100--4/W/D |
| | 76 | Pickup | 6200 | F150--2/W/D | | 75 | Chassis and cab | 5350 | F100--4/W/D |
| | 78/ | Pickup | 6150 | F150--2/W/D | | 76 | Chassis and cab | 5550 | F100--4/W/D |
| F120 | 76/ | Chassis and cab | 6050 | F150--4/W/D | F182 | 73 | Chassis and cab | 5300 | F100--4/W/D |
| | 76 | Chassis and cab | 6200 | F150--4/W/D | | 74/75 | Chassis and cab | 5600 | F100--4/W/D |
| | 77 | Chassis and cab | 6150 | F150--4/W/D | | 76 | Chassis and cab | 5700 | F100--4/W/D |
| | 78/ | Chassis and cab | 6300 | F150--4/W/D | F183 | 73 | Chassis and cab | 5600 | F100--4/W/D |
| F121 | 76 | Chassis and cab | 6300 | F150--4/W/D | | F190 | 75/ | Chassis and cab | 6050 |
| | 79 | Chassis and cab | 6500 | F150--4/W/D | F191 | | 76 | Chassis and cab | 6200 |
| F122 | 76 | Chassis and cab | 6400 | F150--4/W/D | | | 78/ | Chassis and cab | 6150 |
| | 77 | Chassis and cab | 6350 | F150--4/W/D | | | | | |
| | 78 | Chassis and cab | 6500 | F150--4/W/D | | | | | |

WARRANTY PLATE or CERTIFICATION LABEL - cont'd.

MODEL CODES

| CODE | YEAR | DESCRIPTION | G.V.W. RATING | CATALOGED AS - | CODE | YEAR | DESCRIPTION | G.V.W. RATING | CATALOGED AS - |
|------|-------|-----------------|------------------|-------------------|------|-------|--------------------------------|------------------|-------------------|
| F250 | 73/ | Pickup | 6200 | F250--2/W/D | F277 | 75 | Chassis and cab | 6600 | F250--2/W/D |
| F251 | 73/76 | Pickup | 6900 | F250--2/W/D | | 76 | Chassis and cab | 7100 | F250--2/W/D |
| | 77/78 | Pickup | 6800 | F250--2/W/D | F278 | 76 | Chassis and cab | 7650 | F250--2/W/D |
| | 79 | Pickup | 6900 | F250--2/W/D | F279 | 76 | Chassis and cab | 8100 | F250--2/W/D |
| F252 | 73/75 | Pickup | 7500 | F250--2/W/D | | | | | |
| | 76 | Pickup | 7800 | F250--2/W/D | F280 | 73/75 | Chassis and cab | 6500 | F250--4/W/D |
| | 77/ | Pickup | 7700 | F250--2/W/D | | 76 | Chassis and cab | 6850 | F250--4/W/D |
| F253 | 73/75 | Pickup | 8100 | F250--2/W/D | | 77 | Chassis and cab | 6750 | F250--4/W/D |
| | 76 | Pickup | 8000 | F250--2/W/D | F281 | 73/75 | Chassis and cab | 7100 | F250--4/W/D |
| | 77/ | Pickup | 7900 | F250--2/W/D | | 76 | Chassis and cab | 7600 | F250--4/W/D |
| F254 | 73 | Pickup | 8300 | F250--2/W/D | | 77 | Chassis and cab | 7500 | F250--4/W/D |
| | 76 | Pickup | 6350 | F250--2/W/D | F282 | 73/77 | Chassis and cab | 7700 | F250--4/W/D |
| F255 | 73/74 | Pickup | 7500 | F250--2/W/D | F283 | 73/75 | Chassis and cab | 7100 | F250--4/W/D |
| | 75 | Pickup | 7800 | F250--2/W/D | | 78/ | Chassis and cab | 6700 | F250--4/W/D |
| | 76 | Pickup | 6600 | F250--2/W/D | F284 | 73/75 | Chassis and cab | 7700 | F250--4/W/D |
| F256 | 73/74 | Pickup | 8100 | F250--2/W/D | | 78 | Chassis and cab | 7300 | F250--4/W/D |
| | 75 | Pickup | 6350 | F250--2/W/D | | 79 | Chassis and cab | 7400 | F250--4/W/D |
| | 76 | Pickup | 6850 | F250--2/W/D | F285 | 78/ | Chassis and cab | 8100 | F250--4/W/D |
| F257 | 75 | Pickup | 6600 | F250--2/W/D | F286 | 78/ | Chassis and cab | 8400 | F250--4/W/D |
| | 76 | Pickup | 7100 | F250--2/W/D | | | | | |
| F258 | 76 | Pickup | 7650 | F250--2/W/D | F350 | 73 | Pickup | 6000 | F350 |
| F259 | 76 | Pickup | 8100 | F250--2/W/D | | 75 | Pickup | 6600 | F350 |
| | | | | | | 76 | Pickup | 6700 | F350--2/W/D |
| F260 | 73/75 | Pickup | 6500 | F250--4/W/D | F351 | 73 | Pickup | 8000 | F350 |
| | 76 | Pickup | 6850 | F250--4/W/D | | 75 | Pickup | 8000 | F350 |
| | 77 | Pickup | 6750 | F250--4/W/D | | 76 | Pickup | 6850 | F350--2/W/D |
| | 78 | Chassis and cab | 5600 | F100--2/W/D | | 77/78 | Pickup | 6750 | F350--2/W/D |
| F261 | 73/75 | Pickup | 7100 | F250--4/W/D | | 79 | Pickup | 8800 | F350--2/W/D |
| | 76 | Pickup | 7600 | F250--4/W/D | F352 | 73 | Pickup | 8300 | F350 |
| | 77 | Pickup | 7500 | F250--4/W/D | | 76 | Pickup | 8050 | F350--2/W/D |
| F262 | 73/77 | Pickup | 7700 | F250--4/W/D | F353 | 73 | Pickup | 9000 | F350 |
| F263 | 73/75 | Pickup | 7100 | F250--4/W/D | | 74/75 | Pickup | 8350 | F350 |
| | 78/ | Pickup | 6700 | F250--4/W/D | | 76 | Pickup | 8300 | F350--2/W/D |
| F264 | 73/75 | Pickup | 7700 | F250--4/W/D | | 77/78 | Pickup | 8200 | F350--2/W/D |
| | 78 | Pickup | 7300 | F250--4/W/D | F354 | 73 | Pickup | 10000 | F350 |
| | 79 | Pickup | 7400 | F250--4/W/D | | 74/75 | Pickup (single rear wheels) | 9000 | F350 |
| F265 | 78/ | Pickup | 8100 | F250--4/W/D | | 76 | Pickup | 8400 | F350--2/W/D |
| F266 | 78/ | Pickup | 8400 | F250--4/W/D | | 77/78 | Pickup | 8300 | F350--2/W/D |
| | | | | | F355 | 73 | Pickup | 8350 | F350 |
| F270 | 73/ | Chassis and cab | 6200 | F250--2/W/D | | 74 | Pickup (dual rear wheels) | 9000 | F350 |
| F271 | 73/76 | Chassis and cab | 6900 | F250--2/W/D | | 76 | Pickup | 8600 | F350--2/W/D |
| | 77/78 | Chassis and cab | 6800 | F250--2/W/D | F356 | 73 | Pickup | 9500 | F350 |
| | 79 | Chassis and cab | 6900 | F250--2/W/D | | 74/75 | Pickup (single rear wheels) | 10000 | F350 |
| F272 | 73/75 | Chassis and cab | 7500 | F250--2/W/D | | 76 | Pickup | 9000 | F350--2/W/D |
| | 76 | Chassis and cab | 7800 | F250--2/W/D | | 77/ | Pickup | 8900 | F350--2/W/D |
| | 77/ | Chassis and cab | 7700 | F250--2/W/D | F357 | 73 | Pickup | 9000 | F350 |
| F273 | 73/75 | Chassis and cab | 8100 | F250--2/W/D | | 74 | Pickup (dual rear wheels) | 10000 | F350 |
| | 76 | Chassis and cab | 8000 | F250--2/W/D | | 76 | Pickup | 9500 | F350--2/W/D |
| | 77/ | Chassis and cab | 7900 | F250--2/W/D | F358 | 73 | Pickup | 9500 | F350 |
| F274 | 73 | Chassis and cab | 8300 | F250--2/W/D | | 75 | Pickup | 9300 | F350 |
| | 76 | Chassis and cab | 6350 | F250--2/W/D | | 76 | Pickup | 10000 | F350--2/W/D |
| F275 | 73/74 | Chassis and cab | 7500 | F250--2/W/D | | 77/ | Pickup | 9900 | F350--2/W/D |
| | 75 | Chassis and cab | 7800 | F250--2/W/D | | | | | |
| | 76 | Chassis and cab | 6600 | F250--2/W/D | | | | | |
| F276 | 73/74 | Chassis and cab | 8100 | F250--2/W/D | | | | | |
| | 75 | Chassis and cab | 6350 | F250--2/W/D | | | | | |
| | 76 | Chassis and cab | 6850 | F250--2/W/D | | | | | |

WARRANTY PLATE or CERTIFICATION LABEL - cont'd.

MODEL CODES

| CODE | YEAR | DESCRIPTION | G.V.W. RATING | CATALOGED AS - | CODE | YEAR | DESCRIPTION | G.V.W. RATING | CATALOGED AS - |
|------|-------|--------------------------------------|---------------|----------------|------|-------|-------------------------|---------------|----------------|
| F359 | 73 | Pickup | 10000 | F350 | F380 | 79 | Chassis and cab | 8550 | F350--4/W/D |
| | 76 | Pickup | 9350 | F350--2/W/D | | | | | |
| | 78/ | Pickup | 9900 | F350--2/W/D | | | | | |
| F35P | 79 | Pickup | 9100 | F350--2/W/D | F500 | 73/77 | Chassis and cab | 14000 | F500 |
| F360 | 79 | Pickup | 8550 | F350--4/W/D | F501 | 73/77 | Chassis and cab | 16000 | F500 |
| | | | | | F502 | 73/77 | Chassis and cab | 17400 | F500 |
| F370 | 73/75 | Chassis and cab | 6600 | F350 | F503 | 73/77 | Chassis and cab | 19200 | F500 |
| | 76 | Chassis and cab | 6700 | F350--2/W/D | G504 | 73/77 | Parcel delivery chassis | 12000 | D.S.O. Δ |
| | 77/78 | Chassis and cab | 6600 | F350--2/W/D | G506 | 73/77 | Parcel delivery chassis | 15000 | D.S.O. Δ |
| | 79 | Chassis and cab | 8600 | F350--2/W/D | M400 | 74 | Motor home chassis | 10000 | D.S.O. Δ |
| F371 | 73/75 | Chassis and cab | 8000 | F350 | M402 | 74 | Motor home chassis | 8000 | D.S.O. Δ |
| | 76 | Chassis and cab | 6850 | F350--2/W/D | M450 | 73/76 | Motor home chassis | 11000 | M450 |
| | 77/78 | Chassis and cab | 6750 | F350--2/W/D | M502 | 73/76 | Motor home chassis | 12000 | M500 |
| | 79 | Chassis and cab | 8800 | F350--2/W/D | M504 | 73/76 | Motor home chassis | 15000 | M500 |
| | 79 | Chassis and cab | 8900 | F350--2/W/D | M505 | 73/76 | Motor home chassis | 12800 | M500 |
| F372 | 73/75 | Chassis and cab | 8300 | F350 | P350 | 73/76 | Parcel delivery chassis | 8000 | P350 |
| | 76 | Chassis and cab | 8050 | F350--2/W/D | P351 | 73/76 | Parcel delivery chassis | 6100 | P350 |
| | 77/78 | Chassis and cab | 8000 | F350--2/W/D | P352 | 73/76 | Parcel delivery chassis | 6500 | P350 |
| | 79 | Chassis and cab | 9000 | F350--2/W/D | P353 | 73/76 | Parcel delivery chassis | 8000 | P350 |
| F373 | 73 | Chassis and cab | 9000 | F350 | P400 | 73/76 | Parcel delivery chassis | 10000 | P400 |
| | 74 | Chassis and cab | 8350 | F350 | P401 | 73/76 | Parcel delivery chassis | 7400 | P400 |
| | 76 | Chassis and cab | 8300 | F350--2/W/D | P402 | 73/76 | Parcel delivery chassis | 8000 | P400 |
| | 77/78 | Chassis and cab | 8200 | F350--2/W/D | P403 | 73/76 | Parcel delivery chassis | 7000 | P400 |
| F374 | 73 | Chassis and cab | 10000 | F350 | P500 | 73/77 | Parcel delivery chassis | 15000 | P500 |
| | 74 | Chassis and cab (single rear wheels) | 9000 | F350 | P501 | 73/77 | Parcel delivery chassis | 10100 | P500 |
| | 76 | Chassis and cab | 8400 | F350--2/W/D | P502 | 73 | Parcel delivery chassis | 15000 | P500 |
| F375 | 73 | Chassis and cab | 8350 | F350 | | 74 | Parcel delivery chassis | 15000 | D.S.O. Δ |
| | 75 | Chassis and cab (dual rear wheels) | 9000 | F350 | P503 | 73/77 | Parcel delivery chassis | 12000 | P500 |
| | 76 | Chassis and cab | 8600 | F350--2/W/D | P505 | 73 | Parcel delivery chassis | 17000 | P500 |
| | 77/78 | Chassis and cab | 8500 | F350--2/W/D | | 74 | Parcel delivery chassis | 17000 | D.S.O. Δ |
| F376 | 73 | Chassis and cab | 9500 | F350 | S110 | 78/ | Super Wagon (5 Pass.) | 6025 | E150 |
| | 74/75 | Chassis and cab (single rear wheels) | 10000 | F350 | S111 | 78/ | Super Wagon (5 Pass.) | 6200 | E150 |
| | 76 | Chassis and cab | 9000 | F350--2/W/D | S112 | 78/ | Super Wagon (5 Pass.) | 6400 | E150 |
| F377 | 78/ | Chassis and cab | 8900 | F350--2/W/D | S113 | 78/ | Super Wagon (5 Pass.) | 6600 | E150 |
| | 73 | Chassis and cab | 9000 | F350 | S114 | 78 | Super Wagon (5 Pass.) | 6800 | E150 |
| | 74/75 | Chassis and cab (dual rear wheels) | 10000 | F350 | | 79 | Super Wagon (5 Pass.) | 6200 | E150 |
| F378 | 76/ | Chassis and cab | 9500 | F350--2/W/D | S115 | 79 | Super Wagon (5 Pass.) | 6400 | E150 |
| | 73 | Chassis and cab | 9500 | F350 | S116 | 79 | Super Wagon (5 Pass.) | 6600 | E150 |
| | 75 | Chassis and cab | 9300 | F350 | S120 | 78 | Super Wagon (8 Pass.) | 6200 | E150 |
| F379 | 76/ | Chassis and cab | 10000 | F350--2/W/D | S121 | 78 | Super Wagon (8 Pass.) | 6400 | E150 |
| | 73 | Chassis and cab | 10000 | F350 | S122 | 78 | Super Wagon (8 Pass.) | 6600 | E150 |
| | 75 | Chassis and cab | 6700 | F350 | S123 | 78 | Super Wagon (8 Pass.) | 6800 | E150 |
| F37N | 76 | Chassis and cab | 9350 | F350--2/W/D | S140 | 78/ | Super Cargo Van | 6050 | E150 |
| | 78 | Chassis and cab | 10250 | F350--2/W/D | S150 | 78/ | Super Window Van | 6050 | E150 |
| | 78 | Chassis and cab | 9100 | F350--2/W/D | S160 | 78/ | Super Display Van | 6050 | E150 |
| F37P | 79 | Chassis and cab | 8800 | F350--2/W/D | | | | | |
| | 79 | Chassis and cab | 9100 | F350--2/W/D | | | | | |

Δ Domestic Special Order - refer to page 12 for a complete explanation.

**1973/79
TRUCK SERIES 100/500**

**GENERAL
INFORMATION**

WARRANTY PLATE or CERTIFICATION LABEL - cont'd.

MODEL CODES

| CODE | YEAR | DESCRIPTION | G.V.W. RATING | CATALOGED AS- | CODE | YEAR | DESCRIPTION | G.V.W. RATING | CATALOGED AS- |
|------|------|------------------------|------------------|------------------|------|------|------------------------|------------------|------------------|
| S200 | 78 | Super Wagon (11 Pass.) | 7600 | E250 | S290 | 78 | Super Wagon (15 Pass.) | 7700 | E250 |
| S201 | 78 | Super Wagon (11 Pass.) | 7800 | E250 | S291 | 78 | Super Wagon (15 Pass.) | 7900 | E250 |
| S202 | 78 | Super Wagon (11 Pass.) | 8000 | E250 | S292 | 78 | Super Wagon (15 Pass.) | 8100 | E250 |
| S203 | 78 | Super Wagon (11 Pass.) | 8300 | E250 | S293 | 78 | Super Wagon (15 Pass.) | 8200 | E250 |
| S204 | 78 | Super Wagon (11 Pass.) | 8500 | E250 | S294 | 78 | Super Wagon (15 Pass.) | 8300 | E250 |
| | | | | | S295 | 78 | Super Wagon (15 Pass.) | 8400 | E250 |
| S210 | 78 | Super Wagon (5 Pass.) | 7000 | E250 | | | | | |
| | 79 | Super Wagon (5 Pass.) | 6900 | E250 | S300 | 78 | Super Wagon (11 Pass.) | 8000 | E350 |
| S211 | 78/ | Super Wagon (5 Pass.) | 7200 | E250 | S301 | 78 | Super Wagon (11 Pass.) | 8300 | E350 |
| S212 | 78/ | Super Wagon (5 Pass.) | 7400 | E250 | S302 | 78 | Super Wagon (11 Pass.) | 8700 | E350 |
| S213 | 78/ | Super Wagon (5 Pass.) | 7700 | E250 | S303 | 78 | Super Wagon (11 Pass.) | 8900 | E350 |
| S214 | 78/ | Super Wagon (5 Pass.) | 8000 | E250 | S304 | 78 | Super Wagon (11 Pass.) | 9300 | E350 |
| S215 | 79 | Super Wagon (5 Pass.) | 6900 | E250 | | | | | |
| S216 | 79 | Super Wagon (5 Pass.) | 7200 | E250 | S310 | 78 | Super Wagon (5 Pass.) | 7900 | E350 |
| S217 | 79 | Super Wagon (5 Pass.) | 7400 | E250 | | 79 | Super Wagon (5 Pass.) | 8600 | E350 |
| S218 | 79 | Super Wagon (5 Pass.) | 7700 | E250 | S311 | 78 | Super Wagon (5 Pass.) | 8200 | E350 |
| S219 | 79 | Super Wagon (5 Pass.) | 8000 | E250 | | 79 | Super Wagon (5 Pass.) | 8800 | E350 |
| | | | | | S312 | 78/ | Super Wagon (5 Pass.) | 8600 | E350 |
| S21J | 79 | Super Wagon (5 Pass.) | 8300 | E250 | S313 | 78 | Super Wagon (5 Pass.) | 9100 | E350 |
| S21K | 79 | Super Wagon (5 Pass.) | 7600 | E250 | | 79 | Super Wagon (5 Pass.) | 8800 | E350 |
| S21L | 79 | Super Wagon (5 Pass.) | 7800 | E250 | S314 | 78 | Super Wagon (5 Pass.) | 8800 | E350 |
| S21M | 79 | Super Wagon (5 Pass.) | 8000 | E250 | | 79 | Super Wagon (5 Pass.) | 9000 | E350 |
| S21N | 79 | Super Wagon (5 Pass.) | 8300 | E250 | S315 | 79 | Super Wagon (5 Pass.) | 8700 | E350 |
| S21P | 79 | Super Wagon (5 Pass.) | 8500 | E250 | S316 | 79 | Super Wagon (5 Pass.) | 8900 | E350 |
| S21Q | 79 | Super Wagon (5 Pass.) | 7700 | E250 | S317 | 79 | Super Wagon (5 Pass.) | 9200 | E350 |
| S21R | 79 | Super Wagon (5 Pass.) | 7900 | E250 | S318 | 79 | Super Wagon (5 Pass.) | 8700 | E350 |
| S21S | 79 | Super Wagon (5 Pass.) | 8100 | E250 | S319 | 79 | Super Wagon (5 Pass.) | 8900 | E350 |
| S21T | 79 | Super Wagon (5 Pass.) | 8200 | E250 | | | | | |
| S21U | 79 | Super Wagon (5 Pass.) | 8300 | E250 | S31J | 79 | Super Wagon (5 Pass.) | 9200 | E350 |
| S21V | 79 | Super Wagon (5 Pass.) | 8400 | E250 | S31K | 79 | Super Wagon (5 Pass.) | 9400 | E350 |
| | | | | | | | | | |
| S220 | 78 | Super Wagon (8 Pass.) | 6900 | E250 | S320 | 78 | Super Wagon (8 Pass.) | 7900 | E350 |
| S221 | 78 | Super Wagon (8 Pass.) | 7200 | E250 | S321 | 78 | Super Wagon (8 Pass.) | 8100 | E350 |
| S222 | 78 | Super Wagon (8 Pass.) | 7400 | E250 | S322 | 78 | Super Wagon (8 Pass.) | 8400 | E350 |
| S223 | 78 | Super Wagon (8 Pass.) | 7700 | E250 | S323 | 78 | Super Wagon (8 Pass.) | 8600 | E350 |
| S224 | 78 | Super Wagon (8 Pass.) | 8000 | E250 | S324 | 78 | Super Wagon (8 Pass.) | 8800 | E350 |
| S225 | 78 | Super Wagon (8 Pass.) | 8300 | E250 | | | | | |
| | | | | | S330 | 78 | Super Wagon (12 Pass.) | 8000 | E350 |
| S230 | 78 | Super Wagon (12 Pass.) | 7600 | E250 | S331 | 78 | Super Wagon (12 Pass.) | 8300 | E350 |
| S231 | 78 | Super Wagon (12 Pass.) | 7800 | E250 | S332 | 78 | Super Wagon (12 Pass.) | 8700 | E350 |
| S232 | 78 | Super Wagon (12 Pass.) | 8000 | E250 | S333 | 78 | Super Wagon (12 Pass.) | 8900 | E350 |
| S233 | 78 | Super Wagon (12 Pass.) | 8300 | E250 | S334 | 78 | Super Wagon (12 Pass.) | 9300 | E350 |
| S234 | 78 | Super Wagon (12 Pass.) | 8500 | E250 | | | | | |
| | | | | | S340 | 78 | Super Cargo Van | 8100 | E350 |
| S240 | 78/ | Super Cargo Van | 6500 | E250 | | 79 | Super Cargo Van | 9000 | E350 |
| S241 | 78/ | Super Cargo Van | 7100 | E250 | S341 | 78 | Super Cargo Van | 9100 | E350 |
| S242 | 78/ | Super Cargo Van | 7900 | E250 | | 79 | Super Cargo Van | 9400 | E350 |
| | | | | | S342 | 78 | Super Cargo Van | 9400 | E350 |
| S250 | 78/ | Super Window Van | 6500 | E250 | | | | | |
| S251 | 78/ | Super Window Van | 7100 | E250 | S350 | 78 | Super Window Van | 8100 | E350 |
| S252 | 78/ | Super Window Van | 7900 | E250 | | 79 | Super Window Van | 9000 | E350 |
| | | | | | S351 | 78 | Super Window Van | 9100 | E350 |
| S260 | 78/ | Super Display Van | 6500 | E250 | | 79 | Super Window Van | 9400 | E350 |
| S261 | 78/ | Super Display Van | 7100 | E250 | S352 | 78 | Super Window Van | 9400 | E350 |
| S262 | 78/ | Super Display Van | 7900 | E250 | | | | | |

WARRANTY PLATE or CERTIFICATION LABEL-cont'd.

TRIM CODES

THE FIRST TWO DIGITS OF THE BODY CODE IDENTIFY THE COLOR AND TYPE OF MATERIALS USED IN THE INTERIOR UPHOLSTERY.

REFER TO THE APPROPRIATE SOFT TRIM SECTION FOR A LISTING OF THESE CODES AND THE COLOR AND TYPE OF MATERIALS USED IN THE INTERIOR UPHOLSTERY.

| TIRES REQ'D FOR AXLE LOADINGS | | | |
|-------------------------------|------|--------|-------|
| DEL. | BODY | TRANS. | AXLE |
| 50 | K3 | G | 38J |
| | | | 48 |
| | | | D.S.C |

BODY TYPE CODES

THE FIRST DIGIT OF THE BODY TYPE CODE IDENTIFIES THE TYPE OF CAB.

THE LAST DIGIT OF THE BODY TYPE CODE IDENTIFIES THE TYPE OF BACK-OF-CAB EQUIPMENT.

USE THE BODY TYPE CODE IN CONJUNCTION WITH MODEL CODES SHOWN TO DETERMINE THE EXACT BODY TYPE OF THE UNIT.

THESE CODES AND THE CORRESPONDING BODY TYPE INFORMATION ARE LISTED AT THE BOTTOM OF THIS PAGE AND THE PAGES WHICH FOLLOW.

| TIRES REQ'D FOR AXLE LOADINGS | | | |
|-------------------------------|------|--------|-------|
| DEL. | BODY | TRANS. | AXLE |
| | K4 | G | 38J |
| | | | 48 |
| | | | D.S.C |

E100/300 (1973/74)

To determine Econoline Body Types you must know the body code as well as the model code. For example,
Body code "1" and Series Code "E14" is cataloged as Body Type "89A".

and

Body code "34" and Series Code "E22" is cataloged as Body Type "82B".

The following chart lists the various combinations available and the equivalent body type code.

| BODY CODE | SERIES CODE | DESCRIPTION | CATALOGED AS - | |
|-----------|-------------|----------------------|----------------|-----------|
| | | | SERIES | BODY TYPE |
| B | E14 | Display Van (Custom) | E100 | 89D |
| | E14 | Regular Van (Custom) | E100 | 89B |
| | E15 | Window Van (Custom) | E100 | 89F |
| | E24 | Display Van (Custom) | E200 | 89D |
| | E24 | Regular Van (Custom) | E200 | 89B |
| | E25 | Window Van (Custom) | E200 | 89F |
| | E30 | Cutaway Cab | E300 | ‡ C/C |
| | E34 | Display Van (Custom) | E300 | 89D |
| | E34 | Regular Van (Custom) | E300 | 89B |
| | E35 | Window Van (Custom) | E300 | 89F |
| B1 | E30 | Cutaway Cab | E300 | ‡ C/C |
| B2 | E30 | Cutaway Cab | E300 | ‡ C/C |

‡ C/C - Cutaway Cab
October, 1979

WARRANTY PLATE or CERTIFICATION LABEL - cont'd.

BODY TYPE CODES

E100/300 (1973/74)

| BODY CODE | SERIES CODE | DESCRIPTION | CATALOGED AS - | |
|-----------|-------------|----------------------|----------------|-----------|
| | | | SERIES | BODY TYPE |
| B7 | E14 | Display Van (Custom) | E100 | 89D |
| | E14 | Regular Van (Custom) | E100 | 89B |
| | E15 | Window Van (Custom) | E100 | 89F |
| | E24 | Display Van (Custom) | E200 | 89D |
| | E24 | Regular Van (Custom) | E200 | 89B |
| | E25 | Window Van (Custom) | E200 | 89F |
| | E34 | Display Van (Custom) | E300 | 89D |
| | E34 | Regular Van (Custom) | E300 | 89B |
| | E35 | Window Van (Custom) | E300 | 89F |
| B8 | E14 | Display Van (Custom) | E100 | 89D |
| | E14 | Regular Van (Custom) | E100 | 89B |
| | E15 | Window Van (Custom) | E100 | 89F |
| | E24 | Display Van (Custom) | E200 | 89D |
| | E24 | Regular Van (Custom) | E200 | 89B |
| | E25 | Window Van (Custom) | E200 | 89F |
| | E34 | Display Van (Custom) | E300 | 89D |
| | E34 | Regular Van (Custom) | E300 | 89B |
| | E35 | Window Van (Custom) | E300 | 89F |
| C | E14 | Display Van (Custom) | E100 | 89D |
| | E14 | Regular Van (Custom) | E100 | 89B |
| | E15 | Window Van (Custom) | E100 | 89F |
| | E24 | Display Van (Custom) | E200 | 89D |
| | E24 | Regular Van (Custom) | E200 | 89B |
| | E25 | Window Van (Custom) | E200 | 89F |
| | E30 | Cutaway Cab | E300 | †C/C |
| | E34 | Display Van (Custom) | E300 | 89D |
| | E34 | Regular Van (Custom) | E300 | 89B |
| | E35 | Window Van (Custom) | E300 | 89F |
| C1 | E30 | Cutaway Cab | E300 | †C/C |
| C2 | E30 | Cutaway Cab | E300 | †C/C |
| C7 | E14 | Display Van (Custom) | E100 | 89D |
| | E14 | Regular Van (Custom) | E100 | 89B |
| | E15 | Window Van (Custom) | E100 | 89F |
| | E24 | Display Van (Custom) | E200 | 89D |
| | E24 | Regular Van (Custom) | E200 | 89B |
| | E25 | Window Van (Custom) | E200 | 89F |
| | E34 | Display Van (Custom) | E300 | 89D |
| | E34 | Regular Van (Custom) | E300 | 89B |
| | E35 | Window Van (Custom) | E300 | 89F |
| C8 | E14 | Display Van (Custom) | E100 | 89D |
| | E14 | Regular Van (Custom) | E100 | 89B |
| | E15 | Window Van (Custom) | E100 | 89F |
| | E24 | Display Van (Custom) | E200 | 89D |
| | E24 | Regular Van (Custom) | E200 | 89B |
| | E25 | Window Van (Custom) | E200 | 89F |
| | E34 | Display Van (Custom) | E300 | 89D |
| | E34 | Regular Van (Custom) | E300 | 89B |
| | E35 | Window Van (Custom) | E300 | 89F |

† C/C - Cutaway Cab

WARRANTY PLATE or CERTIFICATION LABEL - cont'd.

BODY TYPE CODES

E100/300 (1973/74)

| BODY CODE | SERIES CODE | DESCRIPTION | CATALOGED AS - | |
|-----------|-------------|----------------------|----------------|-----------|
| | | | SERIES | BODY TYPE |
| D | E14 | Display Van (Custom) | E100 | 89D |
| | E14 | Regular Van (Custom) | E100 | 89B |
| | E15 | Window Van (Custom) | E100 | 89F |
| | E24 | Display Van (Custom) | E200 | 89D |
| | E24 | Regular Van (Custom) | E200 | 89B |
| | E25 | Window Van (Custom) | E200 | 89F |
| | E30 | Cutaway Cab | E300 | †C/C |
| | E34 | Display Van (Custom) | E300 | 89D |
| | E34 | Regular Van (Custom) | E300 | 89B |
| | E35 | Window Van (Custom) | E300 | 89F |
| D1 | E30 | Cutaway Cab | E300 | †C/C |
| D2 | E30 | Cutaway Cab | E300 | †C/C |
| D7 | E14 | Display Van (Custom) | E100 | 89D |
| | E14 | Regular Van (Custom) | E100 | 89B |
| | E15 | Window Van (Custom) | E100 | 89F |
| | E24 | Display Van (Custom) | E200 | 89D |
| | E24 | Regular Van (Custom) | E200 | 89B |
| | E25 | Window Van (Custom) | E200 | 89F |
| | E34 | Display Van (Custom) | E300 | 89D |
| | E34 | Regular Van (Custom) | E300 | 89B |
| | E35 | Window Van (Custom) | E300 | 89F |
| D8 | E14 | Display Van (Custom) | E100 | 89D |
| | E14 | Regular Van (Custom) | E100 | 89B |
| | E15 | Window Van (Custom) | E100 | 89F |
| | E24 | Display Van (Custom) | E200 | 89D |
| | E24 | Regular Van (Custom) | E200 | 89B |
| | E25 | Window Van (Custom) | E200 | 89F |
| | E34 | Display Van (Custom) | E300 | 89D |
| | E34 | Regular Van (Custom) | E300 | 89B |
| | E35 | Window Van (Custom) | E300 | 89F |
| K | E30 | Cutaway Cab | E300 | †C/C |
| K1 | E30 | Cutaway Cab | E300 | †C/C |
| K2 | E30 | Cutaway Cab | E300 | †C/C |
| L | E30 | Cutaway Cab | E300 | †C/C |
| L1 | E30 | Cutaway Cab | E300 | †C/C |
| L2 | E30 | Cutaway Cab | E300 | †C/C |
| M | E30 | Cutaway Cab | E300 | †C/C |
| M1 | E30 | Cutaway Cab | E300 | †C/C |
| M2 | E30 | Cutaway Cab | E300 | †C/C |
| S | E30 | Cutaway Cab | E300 | †C/C |
| S1 | E30 | Cutaway Cab | E300 | †C/C |
| S2 | E30 | Cutaway Cab | E300 | †C/C |
| T | E30 | Cutaway Cab | E300 | †C/C |
| T1 | E30 | Cutaway Cab | E300 | †C/C |
| T2 | E30 | Cutaway Cab | E300 | †C/C |
| U | E30 | Cutaway Cab | E300 | †C/C |
| U1 | E30 | Cutaway Cab | E300 | †C/C |
| U2 | E30 | Cutaway Cab | E300 | †C/C |

† C/C - Cutaway Cab

October, 1979

COPYRIGHT © 1979

FORD MOTOR
COMPANY

— DEARBORN, MICHIGAN

NEW ISSUE

WARRANTY PLATE or CERTIFICATION LABEL - cont'd.

BODY TYPE CODES

E100/300 (1973/74)

| BODY CODE | SERIES CODE | DESCRIPTION | CATALOGED AS - | |
|-----------|-------------|------------------------|----------------|-----------|
| | | | SERIES | BODY TYPE |
| 1 | E14 | Regular Van (Standard) | E100 | 89A |
| | E15 | Window Van (Standard) | E100 | 89E |
| | E16 | Display Van (Standard) | E100 | 89C |
| | E24 | Regular Van (Standard) | E200 | 89A |
| | E25 | Window Van (Standard) | E200 | 89E |
| | E26 | Display Van (Standard) | E200 | 89C |
| | E34 | Regular Van (Standard) | E300 | 89A |
| | E35 | Window Van (Standard) | E300 | 89E |
| | E36 | Display Van (Standard) | E300 | 89C |
| 2 | E14 | Regular Van (Standard) | E100 | 89A |
| | E15 | Window Van (Standard) | E100 | 89E |
| | E16 | Display Van (Standard) | E100 | 89C |
| | E24 | Regular Van (Standard) | E200 | 89A |
| | E25 | Window Van (Standard) | E200 | 89E |
| | E26 | Display Van (Standard) | E200 | 89C |
| | E34 | Regular Van (Standard) | E300 | 89A |
| | E35 | Window Van (Standard) | E300 | 89E |
| | E36 | Display Van (Standard) | E300 | 89C |
| 3 | E14 | Regular Van (Standard) | E100 | 89A |
| | E15 | Window Van (Standard) | E100 | 89E |
| | E16 | Display Van (Standard) | E100 | 89C |
| | E24 | Regular Van (Standard) | E200 | 89A |
| | E25 | Window Van (Standard) | E200 | 89E |
| | E26 | Display Van (Standard) | E200 | 89C |
| | E34 | Regular Van (Standard) | E300 | 89A |
| | E35 | Window Van (Standard) | E300 | 89E |
| | E36 | Display Van (Standard) | E300 | 89C |
| 4 | E14 | Regular Van (Standard) | E100 | 89A |
| | E15 | Window Van (Standard) | E100 | 89E |
| | E16 | Display Van (Standard) | E100 | 89C |
| | E24 | Regular Van (Standard) | E200 | 89A |
| | E25 | Window Van (Standard) | E200 | 89E |
| | E26 | Display Van (Standard) | E200 | 89C |
| | E34 | Regular Van (Standard) | E300 | 89A |
| | E35 | Window Van (Standard) | E300 | 89E |
| | E36 | Display Van (Standard) | E300 | 89C |
| 11 | E14 | Regular Van (Standard) | E100 | 89A |
| | E15 | Window Van (Standard) | E100 | 89E |
| | E16 | Display Van (Standard) | E100 | 89C |
| | E24 | Regular Van (Standard) | E200 | 89A |
| | E25 | Window Van (Standard) | E200 | 89E |
| | E26 | Display Van (Standard) | E200 | 89C |
| | E34 | Regular Van (Standard) | E300 | 89A |
| | E35 | Window Van (Standard) | E300 | 89E |
| | E36 | Display Van (Standard) | E300 | 89C |

WARRANTY PLATE or CERTIFICATION LABEL - cont'd.

BODY TYPE CODES

E100/300 (1973/74)

| BODY CODE | SERIES CODE | DESCRIPTION | CATALOGED AS - | |
|-----------|-------------|------------------------|----------------|-----------|
| | | | SERIES | BODY TYPE |
| 12 | E14 | Regular Van (Standard) | E100 | 89A |
| | E15 | Window Van (Standard) | E100 | 89E |
| | E16 | Display Van (Standard) | E100 | 89C |
| | E24 | Regular Van (Standard) | E200 | 89A |
| | E25 | Window Van (Standard) | E200 | 89E |
| | E26 | Display Van (Standard) | E200 | 89C |
| | E34 | Regular Van (Standard) | E300 | 89A |
| | E35 | Window Van (Standard) | E300 | 89E |
| | E36 | Display Van (Standard) | E300 | 89C |
| 13 | E11 | Club Wagon | E100 | 82A |
| | E21 | Club Wagon | E200 | 82A |
| | E31 | Club Wagon | E300 | 82A |
| 14 | E11 | Club Wagon | E100 | 82A |
| | E21 | Club Wagon | E200 | 82A |
| | E31 | Club Wagon | E300 | 82A |
| 15 | E11 | Club Wagon | E100 | 82A |
| | E21 | Club Wagon | E200 | 82A |
| | E31 | Club Wagon | E300 | 82A |
| 21 | E14 | Regular Van (Standard) | E100 | 89A |
| | E15 | Window Van (Standard) | E100 | 89E |
| | E16 | Display Van (Standard) | E100 | 89C |
| | E24 | Regular Van (Standard) | E200 | 89A |
| | E25 | Window Van (Standard) | E200 | 89E |
| | E26 | Display Van (Standard) | E200 | 89C |
| | E34 | Regular Van (Standard) | E300 | 89A |
| | E35 | Window Van (Standard) | E300 | 89E |
| | E36 | Display Van (Standard) | E300 | 89C |
| 22 | E14 | Regular Van (Standard) | E100 | 89A |
| | E15 | Window Van (Standard) | E100 | 89E |
| | E16 | Display Van (Standard) | E100 | 89C |
| | E24 | Regular Van (Standard) | E200 | 89A |
| | E25 | Window Van (Standard) | E200 | 89E |
| | E26 | Display Van (Standard) | E200 | 89C |
| | E34 | Regular Van (Standard) | E300 | 89A |
| | E35 | Window Van (Standard) | E300 | 89E |
| | E36 | Display Van (Standard) | E300 | 89C |
| 23 | E11 | Club Wagon | E100 | 82A |
| | E12 | Custom Club Wagon | E100 | 82B |
| | E13 | Chateau Wagon | E100 | 82C |
| | E21 | Club Wagon | E200 | 82A |
| | E22 | Custom Club Wagon | E200 | 82B |
| | E23 | Chateau Wagon | E200 | 82C |
| | E31 | Club Wagon | E300 | 82A |
| | E32 | Custom Club Wagon | E300 | 82B |
| | E33 | Chateau Wagon | E300 | 82C |

WARRANTY PLATE or CERTIFICATION LABEL - cont'd.

BODY TYPE CODES

E100/300 (1973/74)

| BODY CODE | SERIES CODE | DESCRIPTION | CATALOGED AS - | |
|-----------|-------------|------------------------|------------------------|-----------|
| | | | SERIES | BODY TYPE |
| 24 | E11 | Club Wagon | E100 | 82A |
| | E12 | Custom Club Wagon | E100 | 82B |
| | E13 | Chateau Wagon | E100 | 82C |
| | E21 | Club Wagon | E200 | 82A |
| | E22 | Custom Club Wagon | E200 | 82B |
| | E23 | Chateau Wagon | E200 | 82C |
| | E31 | Club Wagon | E300 | 82A |
| | E32 | Custom Club Wagon | E300 | 82B |
| | E33 | Chateau Wagon | E300 | 82C |
| | 25 | E11 | Club Wagon | E100 |
| E12 | | Custom Club Wagon | E100 | 82B |
| E13 | | Chateau Wagon | E100 | 82C |
| E21 | | Club Wagon | E200 | 82A |
| E22 | | Custom Club Wagon | E200 | 82B |
| E23 | | Chateau Wagon | E200 | 82C |
| E31 | | Club Wagon | E300 | 82A |
| E32 | | Custom Club Wagon | E300 | 82B |
| E33 | | Chateau Wagon | E300 | 82C |
| 26 | | E14 | Regular Van (Standard) | E100 |
| | E15 | Window Van (Standard) | E100 | 89E |
| | E16 | Display Van (Standard) | E100 | 89C |
| | E24 | Regular Van (Standard) | E200 | 89A |
| | E25 | Window Van (Standard) | E200 | 89E |
| | E26 | Display Van (Standard) | E200 | 89C |
| | E34 | Regular Van (Standard) | E300 | 89A |
| | E35 | Window Van (Standard) | E300 | 89E |
| | E36 | Display Van (Standard) | E300 | 89C |
| | 27 | E14 | Regular Van (Standard) | E100 |
| E15 | | Window Van (Standard) | E100 | 89E |
| E16 | | Display Van (Standard) | E100 | 89C |
| E24 | | Regular Van (Standard) | E200 | 89A |
| E25 | | Window Van (Standard) | E200 | 89E |
| E26 | | Display Van (Standard) | E200 | 89C |
| E34 | | Regular Van (Standard) | E300 | 89A |
| E35 | | Window Van (Standard) | E300 | 89E |
| E36 | | Display Van (Standard) | E300 | 89C |
| 28 | | E14 | Regular Van (Standard) | E100 |
| | E15 | Window Van (Standard) | E100 | 89E |
| | E16 | Display Van (Standard) | E100 | 89C |
| | E24 | Regular Van (Standard) | E200 | 89A |
| | E25 | Window Van (Standard) | E200 | 89E |
| | E26 | Display Van (Standard) | E200 | 89C |
| | E34 | Regular Van (Standard) | E300 | 89A |
| | E35 | Window Van (Standard) | E300 | 89E |
| | E36 | Display Van (Standard) | E300 | 89C |

WARRANTY PLATE or CERTIFICATION LABEL - cont'd.

BODY TYPE CODES

E100/300 (1973/74)

| BODY CODE | SERIES CODE | DESCRIPTION | CATALOGED AS - | |
|-----------|-------------|------------------------|----------------|-----------|
| | | | SERIES | BODY TYPE |
| 31 | E14 | Regular Van (Standard) | E100 | 89A |
| | E15 | Window Van (Standard) | E100 | 89E |
| | E16 | Display Van (Standard) | E100 | 89C |
| | E24 | Regular Van (Standard) | E200 | 89A |
| | E25 | Window Van (Standard) | E200 | 89E |
| | E26 | Display Van (Standard) | E200 | 89C |
| | E34 | Regular Van (Standard) | E300 | 89A |
| | E35 | Window Van (Standard) | E300 | 89E |
| | E36 | Display Van (Standard) | E300 | 89C |
| 32 | E14 | Regular Van (Standard) | E100 | 89A |
| | E15 | Window Van (Standard) | E100 | 89E |
| | E16 | Display Van (Standard) | E100 | 89C |
| | E24 | Regular Van (Standard) | E200 | 89A |
| | E25 | Window Van (Standard) | E200 | 89E |
| | E26 | Display Van (Standard) | E200 | 89C |
| | E34 | Regular Van (Standard) | E300 | 89A |
| | E35 | Window Van (Standard) | E300 | 89E |
| | E36 | Display Van (Standard) | E300 | 89C |
| 33 | E11 | Club Wagon | E100 | 82A |
| | E12 | Custom Club Wagon | E100 | 82B |
| | E13 | Chateau Wagon | E100 | 82C |
| | E21 | Club Wagon | E200 | 82A |
| | E22 | Custom Club Wagon | E200 | 82B |
| | E23 | Chateau Wagon | E200 | 82C |
| | E31 | Club Wagon | E300 | 82A |
| | E32 | Custom Club Wagon | E300 | 82B |
| | E33 | Chateau Wagon | E300 | 82C |
| 34 | E11 | Club Wagon | E100 | 82A |
| | E12 | Custom Club Wagon | E100 | 82B |
| | E13 | Chateau Wagon | E100 | 82C |
| | E21 | Club Wagon | E200 | 82A |
| | E22 | Custom Club Wagon | E200 | 82B |
| | E23 | Chateau Wagon | E200 | 82C |
| | E31 | Club Wagon | E300 | 82A |
| | E32 | Custom Club Wagon | E300 | 82B |
| | E33 | Chateau Wagon | E300 | 82C |
| 35 | E11 | Club Wagon | E100 | 82A |
| | E12 | Custom Club Wagon | E100 | 82B |
| | E13 | Chateau Wagon | E100 | 82C |
| | E21 | Club Wagon | E200 | 82A |
| | E22 | Custom Club Wagon | E200 | 82B |
| | E23 | Chateau Wagon | E200 | 82C |
| | E31 | Club Wagon | E300 | 82A |
| | E32 | Custom Club Wagon | E300 | 82B |
| | E33 | Chateau Wagon | E300 | 82C |

WARRANTY PLATE or CERTIFICATION LABEL - cont'd.

BODY TYPE CODES

E100 / 300 (1973 / 74)

| BODY CODE | SERIES CODE | DESCRIPTION | CATALOGED AS - | |
|-----------|------------------------|------------------------|----------------|-----------|
| | | | SERIES | BODY TYPE |
| 36 | E14 | Regular Van (Standard) | E100 | 89A |
| | E15 | Window Van (Standard) | E100 | 89E |
| | E16 | Display Van (Standard) | E100 | 89C |
| | E24 | Regular Van (Standard) | E200 | 89A |
| | E25 | Window Van (Standard) | E200 | 89E |
| | E26 | Display Van (Standard) | E200 | 89C |
| | E34 | Regular Van (Standard) | E300 | 89A |
| | E35 | Window Van (Standard) | E300 | 89E |
| E36 | Display Van (Standard) | E300 | 89C | |
| 37 | E14 | Regular Van (Standard) | E100 | 89A |
| | E15 | Window Van (Standard) | E100 | 89E |
| | E16 | Display Van (Standard) | E100 | 89C |
| | E24 | Regular Van (Standard) | E200 | 89A |
| | E25 | Window Van (Standard) | E200 | 89E |
| | E26 | Display Van (Standard) | E200 | 89C |
| | E34 | Regular Van (Standard) | E300 | 89A |
| | E35 | Window Van (Standard) | E300 | 89E |
| E36 | Display Van (Standard) | E300 | 89C | |
| 38 | E14 | Regular Van (Standard) | E100 | 89A |
| | E15 | Window Van (Standard) | E100 | 89E |
| | E16 | Display Van (Standard) | E100 | 89C |
| | E24 | Regular Van (Standard) | E200 | 89A |
| | E25 | Window Van (Standard) | E200 | 89E |
| | E26 | Display Van (Standard) | E200 | 89C |
| | E34 | Regular Van (Standard) | E300 | 89A |
| | E35 | Window Van (Standard) | E300 | 89E |
| E36 | Display Van (Standard) | E300 | 89C | |
| 41 | E14 | Regular Van (Standard) | E100 | 89A |
| | E15 | Window Van (Standard) | E100 | 89E |
| | E16 | Display Van (Standard) | E100 | 89C |
| | E24 | Regular Van (Standard) | E200 | 89A |
| | E25 | Window Van (Standard) | E200 | 89E |
| | E26 | Display Van (Standard) | E200 | 89C |
| | E34 | Regular Van (Standard) | E300 | 89A |
| | E35 | Window Van (Standard) | E300 | 89E |
| E36 | Display Van (Standard) | E300 | 89C | |
| 42 | E14 | Regular Van (Standard) | E100 | 89A |
| | E15 | Window Van (Standard) | E100 | 89E |
| | E16 | Display Van (Standard) | E100 | 89C |
| | E24 | Regular Van (Standard) | E200 | 89A |
| | E25 | Window Van (Standard) | E200 | 89E |
| | E26 | Display Van (Standard) | E200 | 89C |
| | E34 | Regular Van (Standard) | E300 | 89A |
| | E35 | Window Van (Standard) | E300 | 89E |
| E36 | Display Van (Standard) | E300 | 89C | |

WARRANTY PLATE or CERTIFICATION LABEL - cont'd.

BODY TYPE CODES

E100/300 (1973/74)

| BODY CODE | SERIES CODE | DESCRIPTION | CATALOGED AS - | |
|-----------|------------------------|------------------------|------------------------|-----------|
| | | | SERIES | BODY TYPE |
| 43 | E11 | Club Wagon | E100 | 82A |
| | E12 | Custom Club Wagon | E100 | 82B |
| | E13 | Chateau Wagon | E100 | 82C |
| | E21 | Club Wagon | E200 | 82A |
| | E22 | Custom Club Wagon | E200 | 82B |
| | E23 | Chateau Wagon | E200 | 82C |
| | E31 | Club Wagon | E300 | 82A |
| | E32 | Custom Club Wagon | E300 | 82B |
| | E33 | Chateau Wagon | E300 | 82C |
| 44 | E11 | Club Wagon | E100 | 82A |
| | E12 | Custom Club Wagon | E100 | 82B |
| | E13 | Chateau Wagon | E100 | 82C |
| | E21 | Club Wagon | E200 | 82A |
| | E22 | Custom Club Wagon | E200 | 82B |
| | E23 | Chateau Wagon | E200 | 82C |
| | E31 | Club Wagon | E300 | 82A |
| | E32 | Custom Club Wagon | E300 | 82B |
| | E33 | Chateau Wagon | E300 | 82C |
| 45 | E11 | Club Wagon | E100 | 82A |
| | E12 | Custom Club Wagon | E100 | 82B |
| | E13 | Chateau Wagon | E100 | 82C |
| | E21 | Club Wagon | E200 | 82A |
| | E22 | Custom Club Wagon | E200 | 82B |
| | E23 | Chateau Wagon | E200 | 82C |
| | E31 | Club Wagon | E300 | 82A |
| | E32 | Custom Club Wagon | E300 | 82B |
| | E33 | Chateau Wagon | E300 | 82C |
| 46 | E14 | Regular Van (Standard) | E100 | 89A |
| | E15 | Window Van (Standard) | E100 | 89E |
| | E16 | Display Van (Standard) | E100 | 89C |
| | E24 | Regular Van (Standard) | E200 | 89A |
| | E25 | Window Van (Standard) | E200 | 89E |
| | E26 | Display Van (Standard) | E200 | 89C |
| | E34 | Regular Van (Standard) | E300 | 89A |
| | E35 | Window Van (Standard) | E300 | 89E |
| | E36 | Display Van (Standard) | E300 | 89C |
| | 47 | E14 | Regular Van (Standard) | E100 |
| E15 | | Window Van (Standard) | E100 | 89E |
| E16 | | Display Van (Standard) | E100 | 89C |
| E24 | | Regular Van (Standard) | E200 | 89A |
| E25 | | Window Van (Standard) | E200 | 89E |
| E26 | | Display Van (Standard) | E200 | 89C |
| E34 | | Regular Van (Standard) | E300 | 89A |
| E35 | | Window Van (Standard) | E300 | 89E |
| E36 | | Display Van (Standard) | E300 | 89C |
| 48 | E14 | Regular Van (Standard) | E100 | 89A |
| | E15 | Window Van (Standard) | E100 | 89E |
| | E16 | Display Van (Standard) | E100 | 89C |
| | E24 | Regular Van (Standard) | E200 | 89A |
| | E25 | Window Van (Standard) | E200 | 89E |
| | E26 | Display Van (Standard) | E200 | 89C |
| | E34 | Regular Van (Standard) | E300 | 89A |
| | E35 | Window Van (Standard) | E300 | 89E |
| E36 | Display Van (Standard) | E300 | 89C | |

WARRANTY PLATE or CERTIFICATION LABEL - cont'd.

BODY TYPE CODES

E100/350 (1975)

| FIRST DIGIT BODY CODE | SERIES CODE | DESCRIPTION | CATALOGED AS - | |
|--------------------------------|-----------------|---|--------------------|-----------|
| | | | SERIES | BODY TYPE |
| B | E04,E14,E24,E34 | Cargo Van (Custom) | E100/350 | 89B |
| | E05,E15,E25,E35 | Window Van (Custom) | E100/350 | 89F |
| | E06,E16,E26,E36 | Display Van (Custom) | E100/350 | 89D |
| | E11,E21 | Custom Club Wagon (5 Passenger) | E150/250 | 82B |
| | E12,E22 | Custom Club Wagon (8 Passenger) | E150/250 | 82B |
| | E23 | Custom Club Wagon (12 Passenger) | E250 | 82B |
| | E27,E37 | Cutaway Cab (Custom) | E250/350 | †C/C |
| | E28,E38 | Cutaway Cab (Custom)-w/Parcel Delivery Van | E250/350 | †C/C |
| C | E04,E14,E24,E34 | Cargo Van (Custom) | E100/350 | 89B |
| | E05,E15,E25,E35 | Window Van (Custom) | E100/350 | 89F |
| | E06,E16,E26,E36 | Display Van (Custom) | E100/350 | 89D |
| | E11,E21 | Custom Club Wagon (5 Passenger) | E150/250 | 82B |
| | E12,E22 | Custom Club Wagon (8 Passenger) | E150/250 | 82B |
| | E23 | Custom Club Wagon (12 Passenger) | E250 | 82B |
| | E27,E37 | Cutaway Cab (Custom) | E250/350 | †C/C |
| | E28,E38 | Cutaway Cab (Custom)-w/Parcel Delivery Van | E250/350 | †C/C |
| D | E04,E14,E24,E34 | Cargo Van (Custom) | E100/350 | 89B |
| | E05,E15,E25,E35 | Window Van (Custom) | E100/350 | 89F |
| | E06,E16,E26,E36 | Display Van (Custom) | E100/350 | 89D |
| | E11,E21 | Custom Club Wagon (5 Passenger) | E150/250 | 82B |
| | E12,E22 | Custom Club Wagon (8 Passenger) | E150/250 | 82B |
| | E23 | Custom Club Wagon (12 Passenger) | E250 | 82B |
| | E27,E37 | Cutaway Cab (Custom) | E250/350 | †C/C |
| | E28,E38 | Cutaway Cab (Custom)-w/Parcel Delivery Van | E250/350 | †C/C |
| K | E04,E14,E24,E34 | Cargo Van (Custom) | E100/350 | 89B |
| | E05,E15,E25,E35 | Window Van (Custom) | E100/350 | 89F |
| | E06,E16,E26,E36 | Display Van (Custom) | E100/350 | 89D |
| | E11,E12 | Chateau Club Wagon (Passenger) | E150 | 82C |
| | E21 | Chateau Club Wagon (5 Passenger) | E250 | 82C |
| | E22 | Chateau Club Wagon (8 Passenger) | E250 | 82C |
| | E23 | Chateau Club Wagon (12 Passenger) | E250 | 82C |
| | E27,E37 | Cutaway Cab (Chateau) | E250/350 | ♣C/C |
| | E28,E38 | Cutaway Cab (Chateau)-w/Parcel Delivery Van | E250/350 | ♣C/C |
| | L | E04,E14,E24,E34 | Cargo Van (Custom) | E100/350 |
| E05,E15,E25,E35 | | Window Van (Custom) | E100/350 | 89F |
| E06,E16,E26,E36 | | Display Van (Custom) | E100/350 | 89D |
| E11,E12 | | Chateau Club Wagon (Passenger) | E150 | 82C |
| E21 | | Chateau Club Wagon (5 Passenger) | E250 | 82C |
| E22 | | Chateau Club Wagon (8 Passenger) | E250 | 82C |
| E23 | | Chateau Club Wagon (12 Passenger) | E250 | 82C |
| E27,E37 | | Cutaway Cab (Chateau) | E250/350 | ♣C/C |
| E28,E38 | | Cutaway Cab (Chateau)-w/Parcel Delivery Van | E250/350 | ♣C/C |

† C/C - Cutaway Cab (Custom)

♣ C/C - Cutaway Cab (Chateau)

WARRANTY PLATE or CERTIFICATION LABEL - cont'd.

BODY TYPE CODES

E100/350 (1975)

| FIRST DIGIT BODY CODE | SERIES CODE | DESCRIPTION | CATALOGED AS - | |
|--------------------------------|-----------------|---|--------------------|-----------|
| | | | SERIES | BODY TYPE |
| M | E04,E34 | Cargo Van (Custom) | E100/350 | 89E |
| | E05,E35 | Window Van (Custom) | E100/350 | 89F |
| | E06,E36 | Display Van (Custom) | E100/350 | 89D |
| | E11,E12 | Chateau Club Wagon (Passenger) | E150 | 82C |
| | E21 | Chateau Club Wagon (5 Passenger) | E250 | 82C |
| | E22 | Chateau Club Wagon (8 Passenger) | E250 | 82C |
| | E23 | Chateau Club Wagon (12 Passenger) | E250 | 82C |
| | E27,E37 | Cutaway Cab (Chateau) | E250/350 | ♣C/C |
| | E28,E38 | Cutaway Cab (Chateau)-w/Parcel Delivery Van | E250/350 | ♣C/C |
| S | E04,E14,E24,E34 | Cargo Van (Custom) | E100/350 | 89B |
| | E05,E15,E25,E35 | Window Van (Custom) | E100/350 | 89F |
| | E06,E16,E26,E36 | Display Van (Custom) | E100/350 | 89D |
| | E11,E21 | Chateau Club Wagon (5 Passenger) | E150/250 | 82C |
| | E12,E22 | Chateau Club Wagon (8 Passenger) | E150/250 | 82C |
| | E23 | Chateau Club Wagon (12 Passenger) | E250 | 82C |
| | E27,E37 | Cutaway Cab (Chateau) | E250/350 | ♣C/C |
| | E28,E38 | Cutaway Cab (Chateau)-w/Parcel Delivery Van | E250/350 | ♣C/C |
| | T | E04,E14,E24,E34 | Cargo Van (Custom) | E100/350 |
| E05,E15,E25,E35 | | Window Van (Custom) | E100/350 | 89F |
| E06,E16,E26,E36 | | Display Van (Custom) | E100/350 | 89D |
| E11,E21 | | Chateau Club Wagon (5 Passenger) | E150/250 | 82C |
| E12,E22 | | Chateau Club Wagon (8 Passenger) | E150/250 | 82C |
| E23 | | Chateau Club Wagon (12 Passenger) | E250 | 82C |
| E27,E37 | | Cutaway Cab (Chateau) | E250/350 | ♣C/C |
| E28,E38 | | Cutaway Cab (Chateau)-w/Parcel Delivery Van | E250/350 | ♣C/C |
| U | | E04,E34 | Cargo Van (Custom) | E100/350 |
| | E05,E35 | Window Van (Custom) | E100/350 | 89F |
| | E06,E36 | Display Van (Custom) | E100/350 | 89D |
| | E11,E21 | Chateau Club Wagon (5 Passenger) | E150/250 | 82C |
| | E12,E22 | Chateau Club Wagon (8 Passenger) | E150/250 | 82C |
| | E23 | Chateau Club Wagon (12 Passenger) | E250 | 82C |
| | E27,E37 | Cutaway Cab (Chateau) | E250/350 | ♣C/C |
| | E28,E38 | Cutaway Cab (Chateau)-w/Parcel Delivery Van | E250/350 | ♣C/C |

♣ C/C - Cutaway Cab (Chateau)

WARRANTY PLATE or CERTIFICATION LABEL - cont'd.

BODY TYPE CODES

E100/350 (1975)

| BODY CODE | SERIES CODE | DESCRIPTION | CATALOGED AS - | |
|-----------------|-----------------|--|--------------------------|-----------|
| | | | SERIES | BODY TYPE |
| 1 | E01,E11,E21 | Club Wagon (5 Passenger) | E100/250 | 82A |
| | E02,E12,E22 | Club Wagon (8 Passenger) | E100/250 | 82A |
| | E23 | Club Wagon (12 Passenger) | E250 | 82A |
| | E04,E14,E24,E34 | Cargo Van (Standard) | E100/350 | 89A |
| | E05,E15,E25,E35 | Window Van (Standard) | E100/350 | 89E |
| | E06,E16,E26,E36 | Display Van (Standard) | E100/350 | 89C |
| | E27,E37 | Cutaway Cab (Standard) | E250/350 | †C/C |
| | E28,E38 | Cutaway Cab (Standard)-w/Parcel Delivery Van | E250/350 | †C/C |
| 2 | E01,E11,E21 | Club Wagon (5 Passenger) | E100/250 | 82A |
| | E02,E12,E22 | Club Wagon (8 Passenger) | E100/250 | 82A |
| | E23 | Club Wagon (12 Passenger) | E250 | 82A |
| | E04,E14,E24,E34 | Cargo Van (Standard) | E100/350 | 89A |
| | E05,E15,E25,E35 | Window Van (Standard) | E100/350 | 89E |
| | E06,E16,E26,E36 | Display Van (Standard) | E100/350 | 89C |
| | E27,E28,E37,E38 | Cutaway Cab (Standard) | E250/350 | †C/C |
| | 3 | E01,E11,E21 | Club Wagon (5 Passenger) | E100/250 |
| E02,E12,E22 | | Club Wagon (8 Passenger) | E100/250 | 82A |
| E23 | | Club Wagon (12 Passenger) | E250 | 82A |
| E04,E14,E24,E34 | | Cargo Van (Standard) | E100/350 | 89A |
| E05,E15,E25,E35 | | Window Van (Standard) | E100/350 | 89E |
| E06,E16,E26,E36 | | Display Van (Standard) | E100/350 | 89C |
| E27,E28 | | Cutaway Cab | E250 | †C/C |
| E37,E38 | | Cutaway Cab (Standard) | E350 | †C/C |
| 4 | E01,E11,E21 | Club Wagon (5 Passenger) | E100/250 | 82A |
| | E02,E12,E22 | Club Wagon (8 Passenger) | E100/250 | 82A |
| | E23 | Club Wagon (12 Passenger) | E250 | 82A |
| | E04,E14,E24,E34 | Cargo Van (Standard) | E100/350 | 89A |
| | E05,E15,E25,E35 | Window Van (Standard) | E100/350 | 89E |
| | E06,E16,E26,E36 | Display Van (Standard) | E100/350 | 89C |
| | E27,E28,E37,E38 | Cutaway Cab | E250/350 | †C/C |
| | 11 | E04,E14,E24,E34 | Cargo Van (Standard) | E100/350 |
| E05,E15,E25,E35 | | Window Van (Standard) | E100/350 | 89E |
| E06,E16,E26,E36 | | Display Van (Standard) | E100/350 | 89C |
| E27,E37 | | Cutaway Cab (Standard) | E250/350 | †C/C |
| E28,E38 | | Cutaway Cab (Standard)-w/Parcel Delivery Van | E250/350 | †C/C |
| 12 | | E04,E14,E24,E34 | Cargo Van (Standard) | E100/350 |
| | E05,E15,E25,E35 | Window Van (Standard) | E100/350 | 89E |
| | E06,E16,E26,E36 | Display Van (Standard) | E100/350 | 89C |
| | E27,E37 | Cutaway Cab (Standard) | E250/350 | †C/C |
| | E28,E38 | Cutaway Cab (Standard)-w/Parcel Delivery Van | E250/350 | †C/C |

† C/C - Cutaway Cab (Standard)

WARRANTY PLATE or CERTIFICATION LABEL - cont'd.

BODY TYPE CODES

E100/350 (1975)

| BODY CODE | SERIES CODE | DESCRIPTION | CATALOGED AS - | |
|-----------|-----------------|--|----------------|-----------|
| | | | SERIES | BODY TYPE |
| 21 | E04,E14,E24,E34 | Cargo Van (Standard) | E100/350 | 89A |
| | E05,E15,E25,E35 | Window Van (Standard) | E100/350 | 89E |
| | E06,E16,E26,E36 | Display Van (Standard) | E100/350 | 89C |
| | E27,E37 | Cutaway Cab (Standard) | E250/350 | †C/C |
| | E28,E38 | Cutaway Cab (Standard)-w/Parcel Delivery Van | E250/350 | †C/C |
| 22 | E04,E14,E24,E34 | Cargo Van (Standard) | E100/350 | 89A |
| | E05,E15,E25,E35 | Window Van (Standard) | E100/350 | 89E |
| | E06,E16,E26,E36 | Display Van (Standard) | E100/350 | 89C |
| | E27,E37 | Cutaway Cab (Standard) | E250/350 | †C/C |
| | E28,E38 | Cutaway Cab (Standard)-w/Parcel Delivery Van | E250/350 | †C/C |
| 31 | E04,E14,E24,E34 | Cargo Van (Standard) | E100/350 | 89A |
| | E05,E15,E25,E35 | Window Van (Standard) | E100/350 | 89E |
| | E06,E16,E26,E36 | Display Van (Standard) | E100/350 | 89C |
| | E27,E37 | Cutaway Cab (Standard) | E250/350 | †C/C |
| | E28,E38 | Cutaway Cab (Standard)-w/Parcel Delivery Van | E250/350 | †C/C |
| 32 | E04,E14,E24,E34 | Cargo Van (Standard) | E100/350 | 89A |
| | E05,E15,E25,E35 | Window Van (Standard) | E100/350 | 89E |
| | E06,E16,E26,E36 | Display Van (Standard) | E100/350 | 89C |
| | E27,E37 | Cutaway Cab (Standard) | E250/350 | †C/C |
| | E28,E38 | Cutaway Cab (Standard)-w/Parcel Delivery Van | E250/350 | †C/C |
| 41 | E04,E14,E24,E34 | Cargo Van (Standard) | E100/350 | 89A |
| | E05,E15,E25,E35 | Window Van (Standard) | E100/350 | 89E |
| | E06,E16,E26,E36 | Display Van (Standard) | E100/350 | 89C |
| | E27,E37 | Cutaway Cab (Standard) | E250/350 | †C/C |
| | E28,E38 | Cutaway Cab (Standard)-w/Parcel Delivery Van | E250/350 | †C/C |
| 42 | E04,E14,E24,E34 | Cargo Van (Standard) | E100/350 | 89A |
| | E05,E15,E25,E35 | Window Van (Standard) | E100/350 | 89E |
| | E06,E16,E26,E36 | Display Van (Standard) | E100/350 | 89C |
| | E27,E37 | Cutaway Cab (Standard) | E250/350 | †C/C |
| | E28,E38 | Cutaway Cab (Standard)-w/Parcel Delivery Van | E250/350 | †C/C |

† C/C - Cutaway Cab (Standard)

October, 1979

COPYRIGHT © 1979

FORD MOTOR
COMPANY

— DEARBORN, MICHIGAN

NEW ISSUE

WARRANTY PLATE or CERTIFICATION LABEL - cont'd.

BODY TYPE CODES

E100/350 (1976)

| FIRST DIGIT BODY CODE | SERIES CODE | DESCRIPTION | CATALOGED AS - | |
|--------------------------------|-----------------|--|----------------|-----------|
| | | | SERIES | BODY TYPE |
| A | E01,E11,E21 | Club Wagon (5 Passenger) | E100/250 | 82A |
| | E02,E12,E22 | Club Wagon (8 Passenger) | E100/250 | 82A |
| | E04,E14,E24,E34 | Cargo Van (Standard) | E100/350 | 89A |
| | E05,E15,E25,E35 | Window Van (Standard) | E100/350 | 89E |
| | E06,E16,E26,E36 | Display Van (Standard) | E100/350 | 89C |
| | E23 | Club Wagon (12 Passenger) | E250 | 82A |
| | E27,E37 | Cutaway Cab (Standard) | E250/350 | †C/C |
| | E28,E38 | Cutaway Cab (Standard)-w/Parcel Delivery Van | E250/350 | †C/C |
| B | E01,E11,E21 | Custom Club Wagon (5 Passenger) | E100/250 | 82B |
| | E02,E12,E22 | Custom Club Wagon (8 Passenger) | E100/250 | 82B |
| | E04,E14,E24,E34 | Cargo Van (Custom) | E100/350 | 89B |
| | E05,E15,E25,E35 | Window Van (Custom) | E100/350 | 89F |
| | E06,E16,E26,E36 | Display Van (Custom) | E100/350 | 89D |
| | E23 | Custom Club Wagon (12 Passenger) | E250 | 82B |
| | E27,E37 | Cutaway Cab (Custom) | E250/350 | ‡C/C |
| | E28,E38 | Cutaway Cab (Custom)-w/Parcel Delivery Van | E250/350 | ‡C/C |
| C | E01,E11,E21 | Chateau Club Wagon (5 Passenger) | E100/250 | 82C |
| | E02,E12,E22 | Chateau Club Wagon (8 Passenger) | E100/250 | 82C |
| | E04,E14,E24,E34 | Cargo Van (Custom) | E100/350 | 89B |
| | E05,E15,E25,E35 | Window Van (Custom) | E100/350 | 89F |
| | E06,E16,E26,E36 | Display Van (Custom) | E100/350 | 89D |
| | E23 | Chateau Club Wagon (12 Passenger) | E250 | 82C |
| | E27,E37 | Cutaway Cab (Chateau) | E250/350 | ♣C/C |
| | E28,E38 | Cutaway Cab (Chateau)-w/Parcel Delivery Van | E250/350 | ♣C/C |
| D | E01,E11,E21 | Chateau Club Wagon (5 Passenger) | E100/250 | 82C |
| | E02,E12,E22 | Chateau Club Wagon (8 Passenger) | E100/250 | 82C |
| | E04,E14,E24,E34 | Cargo Van (Custom) | E100/350 | 89B |
| | E05,E15,E25,E35 | Window Van (Custom) | E100/350 | 89F |
| | E06,E16,E26,E36 | Display Van (Custom) | E100/350 | 89D |
| | E23 | Chateau Club Wagon (12 Passenger) | E250 | 82C |
| | E27,E37 | Cutaway Cab (Chateau) | E250/350 | ♣C/C |
| | E28,E38 | Cutaway Cab (Chateau)-w/Parcel Delivery Van | E250/350 | ♣C/C |
| G | E01,E11,E21 | Chateau Club Wagon (5 Passenger) | E100/250 | 82C |
| | E02,E12,E22 | Chateau Club Wagon (8 Passenger) | E100/250 | 82C |
| | E04,E14,E24,E34 | Cargo Van (Custom) | E100/350 | 89B |
| | E05,E15,E25,E35 | Window Van (Custom) | E100/350 | 89F |
| | E06,E16,E26,E36 | Display Van (Custom) | E100/350 | 89D |
| | E23 | Chateau Club Wagon (12 Passenger) | E250 | 82C |
| | E27,E37 | Cutaway Cab (Chateau) | E250/350 | ♣C/C |
| | E28,E38 | Cutaway Cab (Chateau)-w/Parcel Delivery Van | E250/350 | ♣C/C |

† C/C - Cutaway Cab (Standard)

‡ C/C - Cutaway Cab (Custom)

♣ C/C - Cutaway Cab (Chateau)

WARRANTY PLATE or CERTIFICATION LABEL - cont'd.

BODY TYPE CODES

E100/350 (1977/)

| FIRST DIGIT BODY CODE | SERIES CODE | DESCRIPTION | CATALOGED AS - | |
|--------------------------------|--------------------|--|----------------|-----------|
| | | | SERIES | BODY TYPE |
| A | E01, E11, E21 | Club Wagon (5 Passenger) | E100/250 | 82A |
| | S11, S21, S31 | Super Club Wagon (5 Passenger) | E150/250 | 82A |
| | E02, E12, E22 | Club Wagon (8 Passenger) | E100/250 | 82A |
| | S12, S22, S32 | Super Club Wagon (8 Passenger) | E150/350 | 82A |
| | E04, E14, E24, E34 | Cargo Van (Standard) | E100/350 | 89A |
| | S14, S24, S34 | Super Cargo Van (Standard) | E150/350 | 89A |
| | E05, E15, E25, E35 | Window Van (Standard) | E100/350 | 89E |
| | S15, S25, S35 | Super Window Van (Standard) | E150/350 | 89E |
| | E06, E16, E26, E36 | Display Van (Standard) | E100/350 | 89C |
| | S16, S26, S36 | Super Display Van (Standard) | E100/350 | 89C |
| | E20 | Club Wagon (11 Passenger) | E250 | 82A |
| | E23 | Club Wagon (12 Passenger) | E250 | 82A |
| | S23, S33 | Super Club Wagon (12 Passenger) | E250/350 | 82A |
| | S29, S39 | Super Club Wagon (15 Passenger) | E250/350 | 82A |
| | S20, S30 | Club Wagon (11 Passenger) | E250/350 | 82A |
| | E27, E37 | Cutaway Cab (Standard) | E250/350 | †C/C |
| | E28, E38 | Cutaway Cab (Standard)-w/Parcel Delivery Van | E250/350 | †C/C |
| B | E01, E11, E21 | Club Wagon (5 Passenger) | E100/250 | 82A |
| | S11, S21, S31 | Super Club Wagon (5 Passenger) | E150/250 | 82A |
| | E02, E12, E22 | Club Wagon (8 Passenger) | E100/250 | 82A |
| | S12, S22, S32 | Super Club Wagon (8 Passenger) | E150/350 | 82A |
| | E04, E14, E24, E34 | Cargo Van (Standard) | E100/350 | 89A |
| | S14, S24, S34 | Super Cargo Van (Standard) | E150/350 | 89A |
| | E05, E15, E25, E35 | Window Van (Standard) | E100/350 | 89E |
| | S15, S25, S35 | Super Window Van (Standard) | E100/350 | 89E |
| | E06, E16, E26, E36 | Display Van (Standard) | E100/350 | 89C |
| | S16, S26, S36 | Super Display Van (Standard) | E100/350 | 89C |
| | E20 | Club Wagon (11 Passenger) | E250 | 82A |
| | E23 | Club Wagon (12 Passenger) | E250 | 82A |
| | S23, S33 | Super Club Wagon (12 Passenger) | E250/350 | 82A |
| | S29, S39 | Super Club Wagon (15 Passenger) | E250/350 | 82A |
| | S20, S30 | Club Wagon (11 Passenger) | E250/350 | 82A |
| | E27, E37 | Cutaway Cab (Standard) | E250/350 | †C/C |
| | E28, E38 | Cutaway Cab (Standard)-w/Parcel Delivery Van | E250/350 | †C/C |
| C | E01, E11, E21 | Club Wagon (5 Passenger) | E100/250 | 82C |
| | S11, S21, S31 | Super Club Wagon (5 Passenger) | E150/250 | 82C |
| | E02, E12, E22 | Club Wagon (8 Passenger) | E100/250 | 82C |
| | S12, S22, S32 | Super Club Wagon (8 Passenger) | E150/350 | 82C |
| | E04, E14, E24, E34 | Cargo Van (Chateau) | E100/350 | 89B |
| | S14, S24, S34 | Super Cargo Van (Chateau) | E150/350 | 89B |
| | E05, E15, E25, E35 | Window Van (Chateau) | E100/350 | 89F |
| | S15, S25, S35 | Super Window Van (Chateau) | E150/350 | 89F |
| | E06, E16, E26, E36 | Display Van (Chateau) | E100/350 | 89D |
| | S16, S26, S36 | Super Display Van (Chateau) | E150/350 | 89D |
| | E20 | Club Wagon (11 Passenger) | E250 | 82C |
| | E23 | Club Wagon (12 Passenger) | E250 | 82C |
| | S23, S33 | Super Club Wagon (12 Passenger) | E250/350 | 82C |
| | S29, S39 | Super Club Wagon (15 Passenger) | E250/350 | 82C |
| | S20, S30 | Club Wagon (11 Passenger) | E250/350 | 82C |

† C/C-Cutaway Cab (Standard)

**1973/79
TRUCK SERIES 100/500**

**GENERAL
INFORMATION**

49

WARRANTY PLATE or CERTIFICATION LABEL - cont'd.

BODY TYPE CODES

E100/350 (1977/)

| FIRST DIGIT BODY CODE | SERIES CODE | DESCRIPTION | CATALOGED AS - | |
|--------------------------------|---|---------------------------------|----------------|-----------|
| | | | SERIES | BODY TYPE |
| D | E01, E11, E21 | Club Wagon (5 Passenger) | E100/250 | 82C |
| | S11, S21, S31 | Super Club Wagon (5 Passenger) | E150/250 | 82C |
| | E02, E12, E22 | Club Wagon (8 Passenger) | E100/250 | 82C |
| | S12, S22, S32 | Super Club Wagon (8 Passenger) | E150/350 | 82C |
| | E04, E14, E24, E34 | Cargo Van (Chateau) | E100/350 | 89B |
| | S14, S24, S34 | Super Cargo Van (Chateau) | E150/350 | 89B |
| | E05, E15, E25, E35 | Window Van (Chateau) | E100/350 | 89F |
| | S15, S25, S35 | Super Window Van (Chateau) | E150/350 | 89F |
| | E06, E16, E26, E36 | Display Van (Chateau) | E100/350 | 89D |
| | S16, S26, S36 | Super Display Van (Chateau) | E100/350 | 89D |
| | E20 | Club Wagon (11 Passenger) | E250 | 82C |
| | E23 | Club Wagon (12 Passenger) | E250 | 82C |
| | S23, S33 | Super Club Wagon (12 Passenger) | E250/350 | 82C |
| | S29, S39 | Super Club Wagon (15 Passenger) | E250/350 | 82C |
| S20, S30 | Club Wagon (11 Passenger) | E250/350 | 82C | |
| F | E01, E11, E21 | Club Wagon (5 Passenger) | E100/250 | 82A |
| | S11, S21, S31 | Super Club Wagon (5 Passenger) | E150/250 | 82A |
| | E02, E12, E22 | Club Wagon (8 Passenger) | E100/250 | 82A |
| | S12, S22, S32 | Super Club Wagon (8 Passenger) | E150/350 | 82A |
| | E04, E14, E24, E34 | Cargo Van (Standard) | E100/350 | 89A |
| | S14, S24, S34 | Super Cargo Van (Standard) | E150/350 | 89A |
| | E05, E15, E25, E35 | Window Van (Standard) | E150/350 | 89E |
| | S15, S25, S35 | Super Window Van (Standard) | E150/350 | 89E |
| | E06, E16, E26, E36 | Display Van (Standard) | E100/350 | 89C |
| | S16, S26, S36 | Super Display Van (Standard) | E100/350 | 89C |
| | E20 | Club Wagon (11 Passenger) | E250 | 82A |
| | E23 | Club Wagon (12 Passenger) | E250 | 82A |
| | S23, S33 | Super Club Wagon (12 Passenger) | E250/350 | 82A |
| | S29, S39 | Super Club Wagon (15 Passenger) | E250/350 | 82A |
| | S20, S30 | Club Wagon (11 Passenger) | E250/350 | 82A |
| | E27, E37 | Cutaway Cab (Standard) | E250/350 | †C/C |
| E28, E38 | Cutaway Cab (Standard) -w/Parcel Delivery Van | E250/350 | †C/C | |
| G | E01, E11, E21 | Club Wagon (5 Passenger) | E100/250 | 82C |
| | S11, S21, S31 | Super Club Wagon (5 Passenger) | E150/250 | 82C |
| | E02, E12, E22 | Club Wagon (8 Passenger) | E100/250 | 82C |
| | S12, S22, S32 | Super Club Wagon (8 Passenger) | E150/350 | 82C |
| | E04, E14, E24, E34 | Cargo Van (Chateau) | E100/350 | 89B |
| | S14, S24, S34 | Super Cargo Van (Chateau) | E150/350 | 89B |
| | E05, E15, E25, E35 | Window Van (Chateau) | E100/350 | 89F |
| | S15, S25, S35 | Super Window Van (Chateau) | E150/350 | 89F |
| | E06, E16, E26, E36 | Display Van (Chateau) | E100/350 | 89D |
| | E20 | Club Wagon (11 Passenger) | E250 | 82C |
| | S16, S26, S36 | Super Display Van (Chateau) | E150/350 | 89D |
| | E23 | Club Wagon (12 Passenger) | E250 | 82C |
| | S23, S33 | Super Club Wagon (12 Passenger) | E250/350 | 82C |
| | S29, S39 | Super Club Wagon (15 Passenger) | E250/350 | 82C |
| S20, S30 | Club Wagon (11 Passenger) | E250/350 | 82C | |

† C/C-Cutaway Cab (Standard)
October, 1979

COPYRIGHT © 1979 FORD MOTOR COMPANY — DEARBORN, MICHIGAN

NEW ISSUE

WARRANTY PLATE or CERTIFICATION LABEL - cont'd.

BODY TYPE CODES

E100/350(1977/)

| FIRST DIGIT BODY CODE | SERIES CODE | DESCRIPTION | CATALOGED AS - | |
|--------------------------------|--|---------------------------------|----------------|-----------|
| | | | SERIES | BODY TYPE |
| H | E01, E11, E21 | Club Wagon (5 Passenger) | E100/250 | 82C |
| | S11, S21, S31 | Super Club Wagon (5 Passenger) | E150/250 | 82C |
| | E02, E12, E22 | Club Wagon (8 Passenger) | E100/250 | 82C |
| | S12, S22, S32 | Super Club Wagon (8 Passenger) | E150/350 | 82C |
| | E04, E14, E24, E34 | Cargo Van (Chateau) | E100/350 | 89B |
| | S14, S24, S34 | Super Cargo Van (Chateau) | E150/350 | 89B |
| | E05, E15, E25, E35 | Window Van (Chateau) | E100/350 | 89F |
| | S15, S25, S35 | Super Window Van (Chateau) | E150/350 | 89F |
| | E06, E16, E26, E36 | Display Van (Chateau) | E100/350 | 89D |
| | S16, S26, S36 | Super Display Van (Chateau) | E150/350 | 89D |
| | E20 | Club Wagon (11 Passenger) | E250 | 82C |
| | E23 | Club Wagon (12 Passenger) | E250 | 82C |
| | S23, S33 | Super Club Wagon (12 Passenger) | E250/350 | 82C |
| | S29, S39 | Super Club Wagon (15 Passenger) | E250/350 | 82C |
| | S20, S30 | Club Wagon (11 Passenger) | E250/350 | 82C |
| J | E01, E11, E21 | Club Wagon (5 Passenger) | E100/250 | 82B |
| | S11, S21, S31 | Super Club Wagon (5 Passenger) | E150/250 | 82B |
| | E02, E12, E22 | Club Wagon (8 Passenger) | E100/250 | 82B |
| | S12, S22, S32 | Super Club Wagon (8 Passenger) | E150/350 | 82B |
| | E04, E14, E24, E34 | Cargo Van (Custom) | E100/350 | 89B |
| | S14, S24, S34 | Super Cargo Van (Custom) | E150/350 | 89B |
| | E05, E15, E25, E35 | Window Van (Custom) | E100/350 | 89F |
| | S15, S25, S35 | Super Window Van (Custom) | E150/350 | 89F |
| | E06, E16, E26, E36 | Display Van (Custom) | E100/350 | 89D |
| | S16, S26, S36 | Super Display Van (Custom) | E100/350 | 89D |
| | E20 | Club Wagon (11 Passenger) | E250 | 82B |
| | E23 | Club Wagon (12 Passenger) | E250 | 82B |
| | S23, S33 | Super Club Wagon (12 Passenger) | E250/350 | 82B |
| | S29, S39 | Super Club Wagon (15 Passenger) | E250/350 | 82B |
| | S20, S30 | Club Wagon (11 Passenger) | E250/350 | 82B |
| E27, E37 | Cutaway Cab (Custom) | E250/350 | ‡ C/C | |
| E28, E38 | Cutaway Cab (Custom)-w/Parcel Delivery Van | E250/350 | ‡ C/C | |
| K | E01, E11, E21 | Club Wagon (5 Passenger) | E100/250 | 82B |
| | S11, S21, S31 | Super Club Wagon (5 Passenger) | E150/250 | 82B |
| | E02, E12, E22 | Club Wagon (8 Passenger) | E100/250 | 82B |
| | S12, S22, S32 | Super Club Wagon (8 Passenger) | E150/350 | 82B |
| | E04, E14, E24, E34 | Cargo Van (Custom) | E100/350 | 89B |
| | S14, S24, S34 | Super Cargo Van (Custom) | E150/350 | 89B |
| | E05, E15, E25, E35 | Window Van (Custom) | E100/350 | 89F |
| | S15, S25, S35 | Super Window Van (Custom) | E150/350 | 89F |
| | E06, E16, E26, E36 | Display Van (Custom) | E100/350 | 89D |
| | S16, S26, S36 | Super Display Van (Custom) | E100/350 | 89D |
| | E20 | Club Wagon (11 Passenger) | E250 | 82B |
| | E23 | Club Wagon (12 Passenger) | E250 | 82B |
| | S23, S33 | Super Club Wagon (12 Passenger) | E250/350 | 82B |
| | S29, S39 | Super Club Wagon (15 Passenger) | E250/350 | 82B |
| | S20, S30 | Club Wagon (11 Passenger) | E250/350 | 82B |
| E27, E37 | Cutaway Cab (Custom) | E250/350 | ‡ C/C | |
| E28, E38 | Cutaway Cab (Custom)-w/Parcel Delivery Van | E250/350 | ‡ C/C | |

‡ C/C-Cutaway Cab (Custom)

**1973/79
TRUCK SERIES 100/500**

**GENERAL
INFORMATION**

WARRANTY PLATE or CERTIFICATION LABEL - cont'd.

BODY TYPE CODES

E100/350 (1977/)

| FIRST DIGIT BODY CODE | SERIES CODE | DESCRIPTION | CATALOGED AS - | |
|--------------------------------|-----------------|---------------------------------|----------------|-----------|
| | | | SERIES | BODY TYPE |
| L | E01,E11,E21 | Club Wagon (5 Passenger) | E100/250 | 82C |
| | S11,S21,S31 | Super Club Wagon (5 Passenger) | E150/250 | 82C |
| | E02,E12,E22 | Club Wagon (8 Passenger) | E100/250 | 82C |
| | S12,S22,S32 | Super Club Wagon (8 Passenger) | E150/350 | 82C |
| | E04,E14,E24,E34 | Cargo Van (Chateau) | E100/350 | 89B |
| | S14,S24,S34 | Super Cargo Van (Chateau) | E150/350 | 89B |
| | E05,E15,E25,E35 | Window Van (Chateau) | E100/350 | 89F |
| | S15,S25,S35 | Super Window Van (Chateau) | E150/350 | 89F |
| | E06,E16,E26,E36 | Display Van (Chateau) | E100/350 | 89D |
| | S16,S26,S36 | Super Display Van (Chateau) | E100/350 | 89D |
| | E20 | Club Wagon (11 Passenger) | E250 | 82C |
| | E23 | Club Wagon (12 Passenger) | E250 | 82C |
| | S23,S33 | Super Club Wagon (12 Passenger) | E250/350 | 82C |
| | S29,S39 | Super Club Wagon (15 Passenger) | E250/350 | 82C |
| | S20,S30 | Club Wagon (11 Passenger) | E250/350 | 82C |
| | | | | |
| | | | | |
| | | | | |
| | | | | |
| | | | | |
| | | | | |
| | | | | |
| | | | | |
| | | | | |
| | | | | |
| | | | | |
| | | | | |
| | | | | |
| | | | | |
| | | | | |
| | | | | |
| | | | | |
| | | | | |
| | | | | |
| | | | | |
| | | | | |
| | | | | |
| | | | | |
| | | | | |
| | | | | |
| | | | | |
| | | | | |
| | | | | |
| | | | | |
| | | | | |
| | | | | |
| | | | | |
| | | | | |
| | | | | |
| | | | | |
| | | | | |
| | | | | |
| | | | | |
| | | | | |
| | | | | |
| | | | | |
| | | | | |
| | | | | |
| | | | | |
| | | | | |
| | | | | |
| | | | | |
| | | | | |

WARRANTY PLATE or CERTIFICATION LABEL - cont'd.

BODY TYPE CODES

F100/350

THREE DIGIT CODE:

FIRST DIGIT indicates Standard, Custom, Ranger or Ranger XLT and color of interior trim.

(Refer to appropriate Soft Trim Section, Page A1 etc. for listing of Trim Codes.)

SECOND DIGIT indicates type of seat.

THIRD DIGIT indicates back-of-cab equipment.

| FIRST DIGIT | SECOND DIGIT | THIRD DIGIT | DESCRIPTION | CAB PARTS | BEHIND CAB PARTS |
|-------------|--------------------------------|-------------|--|----------------------------|------------------|
| | | | | CATALOGED AS - | |
| B thru G | FOR | 4 | Ranger cab w/stylesheet pickup box | 81E(exc. Crew Cab) | 99 |
| | | D | Ranger cab w/stylesheet pickup box | 81E(Crew Cab) | 99 |
| K thru O | FORD | 4 | Ranger XLT cab w/stylesheet pickup box | (Ranger XLT exc. Crew Cab) | 99 |
| | | D | Ranger XLT cab w/stylesheet pickup box | (Ranger XLT Crew Cab) | 99 |
| 2 thru 6 | INTERNAL CONTROL ONLY | 3 | Custom cab w/flareside pickup box | 81A | 83 |
| | | 4 | Custom cab w/stylesheet pickup box | 81A(exc. Crew Cab) | 99 |
| | | D | Custom cab w/stylesheet pickup box | 81A(Crew Cab) | 99 |
| | | 5 | Custom cab w/platform and racks | 81A | 86 |
| | | 7 | Cowl (less windshield) | 84 | |
| | | 8 | Custom cab w/o back-of-cab equipment | 81A(exc. Crew Cab) | |
| | | G | Custom cab w/o back-of-cab equipment | 81A(Crew Cab) | 80 |
| | | 9 | Custom cab w/platform | 81A | 80 |
| | | | P350/500 | | |
| | | 0 | Parcel delivery | By Series | |
| | | | M450/500 | | |
| | | | Motor Home | By Series | |
| | | | B-F500 | | |
| B thru F | FOR FORD INTERNAL CONTROL ONLY | 8 | Custom cab w/o back-of-cab equipment | 81B | |
| 2 thru 6 | | 5 | Standard cab w/platform and racks | 81A | 86 |
| | | 7 | Bus or Cowl (less windshield) | 84 | |
| | | 8 | Standard cab w/o back-of-cab equipment | 81A | |
| | | 9 | Standard cab w/platform | 81A | 80 |

**BODY TYPE DESCRIPTIONS
(Arranged in Alphabetical Sequence)**

Most body parts and some chassis parts are listed according to Body Type such as 81,83 etc. Body type and trim code information is shown in a 2 digit code for Econoline and a 3 digit code for all Trucks except Econoline.


The body type suffix such as (89)A, (89)B, (89)C etc. is not shown on the Warranty Plate. To determine the specific body type through rating or warranty plate information the model code such as E110, E360 etc. must also be used.

A chart listing the body type codes in conjunction with the related model codes is shown on the preceding pages.


| DESCRIPTION | BODY TYPE CODE SHOWN IN CATALOG |
|--|---------------------------------|
| Conventional Closed Cab-Custom | 81B (F500) |
| Conventional Closed Cab-Standard (Custom for F100/350) | 81A (F100/350) |
| Conventional Closed Cab-Standard | 81A (F500) |
| | |
| Closed Drive Away - includes Windshield Frame | 85 |
| Open Drive Away - less Windshield Frame | 84 |
| | |
| Econoline Cargo Van (Custom) | 89B |
| Econoline Cargo Van (Standard) | 89A |
| Econoline Chateau Wagon | 82C |
| Econoline Club Wagon | 82A |
| Econoline Custom Club Wagon | 82B |
| Econoline Cutaway Van | 89 |
| Econoline Display Van (Custom) | 89D |
| Econoline Display Van (Standard) | 89C |
| Econoline Window Van (Custom) | 89F |
| Econoline Window Van (Standard) | 89E |
| | |
| Motor Home | Non-assigned |
| Parcel Delivery | 85 |
| Pickup Box-Flare Side | 83 |
| Pickup Box-Style Side | 99 |
| Platform | 80 |
| Rack | 86 |
| | |
| | |
| | |
| | |
| | |
| | |
| | |
| | |
| | |
| | |
| | |
| | |
| | |
| | |
| | |
| | |
| | |
| | |
| | |
| | |
| | |
| | |
| | |
| | |
| | |

BODY TYPE


80 (PLATFORM)




81 (F SERIES)



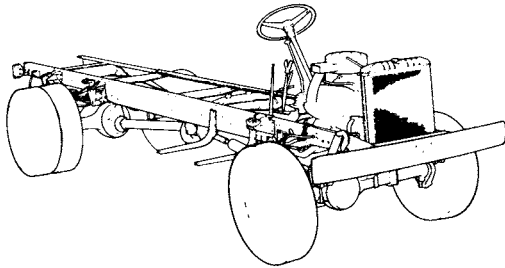
83 (FLARE SIDE PICK UP)



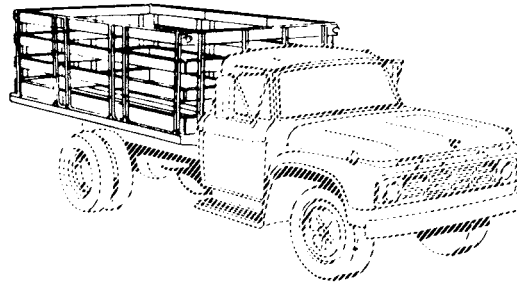
84 (OPEN DRIVE AWAY LESS WINDSHIELD)




85 (P and M SERIES CHASSIS)




86 (RACK)



99 (STYLE SIDE PICK UP)





99 SUPER CAB



1973/79
TRUCK SERIES 100/500

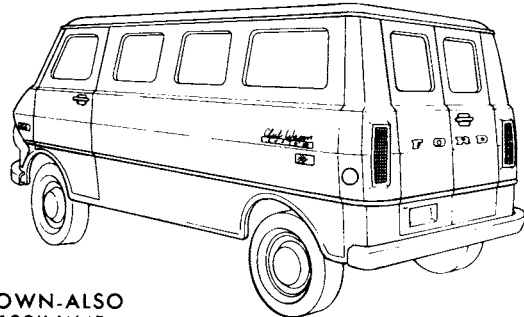

GENERAL
INFORMATION

1973/74
BODY TYPE
82A





105" W/B SHOWN-ALSO
AVAILABLE IN 123" W/B

1973/74
82B



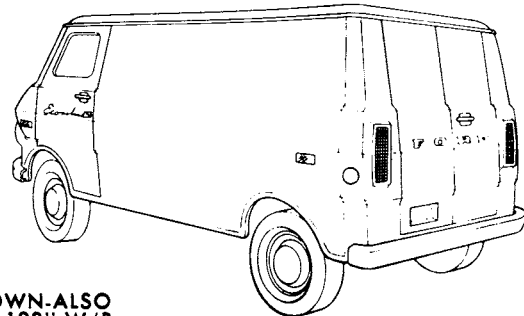

105" W/B SHOWN-ALSO
AVAILABLE IN 123" W/B

1973/74
82C



105" W/B SHOWN-ALSO
AVAILABLE IN 123" W/B

1973/74
89A





105" W/B SHOWN-ALSO
AVAILABLE IN 123" W/B

P-10325



1973/79
TRUCK SERIES 100/500

1973/74
BODY TYPE
89B





105" W/B SHOWN-ALSO
AVAILABLE IN 123" W/B

1973/74
89C





105" W/B SHOWN-ALSO
AVAILABLE IN 123" W/B

1973/74
89D



105" W/B SHOWN-ALSO
AVAILABLE IN 123" W/B



1973/74
89E




105" W/B SHOWN-ALSO
AVAILABLE IN 123" W/B

1973/79
TRUCK SERIES 100/500


1973/74
BODY TYPE
89F



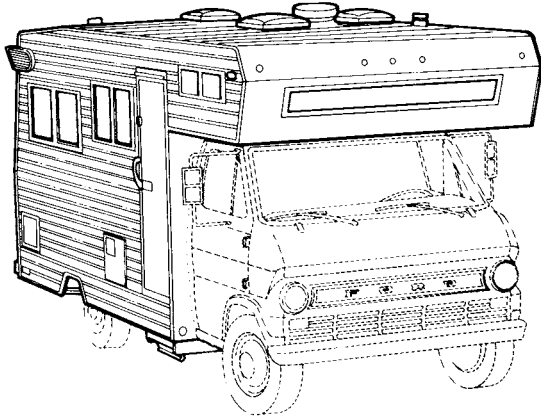
105" W/B SHOWN-ALSO
AVAILABLE IN 123" W/B




1973/74
CUTAWAY CAB



1973/74
E300 (PARCEL DELIVERY VAN)
REFER TO PDV SECTION FOR ALL
PARTS EXCEPT CUTAWAY CAB




1973/74 E300 (CAMPER)
REFER TO BODY BUILDER FOR ALL
PARTS EXCEPT CUTAWAY CAB



1973/74
E100/300 (CAMPER WITH RAISED TOP)
REFER TO BODY BUILDER FOR ALL ROOF PARTS




1975/
E100/350 WAGON




1975/
E100/350 VAN

P-10327

CREW CAB




AMERICAN ROAD CAMPER




REFER TO R/V SECTION (GENERAL INFORMATION) FOR ORDERING INSTRUCTIONS.

P350/500




REFER TO BODY BUILDER FOR ALL PARTS EXCEPT CHASSIS


M450/500 (MOTOR HOME)



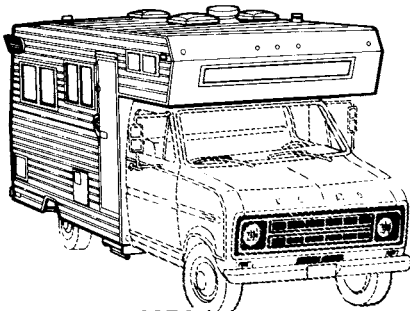
REFER TO BODY BUILDER FOR ALL PARTS EXCEPT CHASSIS




1975 / E250/350 CUTAWAY CAB



1975 / E250/350 (PARCEL DELIVERY VAN) REFER TO PDV SECTION FOR ALL PARTS EXCEPT CUTAWAY CAB



1975 / E250/350 (CAMPER) REFER TO BODY BUILDER FOR ALL PARTS EXCEPT CUTAWAY CAB



1975 / E100/350 (CAMPER WITH RAISED TOP) REFER TO BODY BUILDER FOR ALL ROOF PARTS

WARRANTY PLATE or CERTIFICATION LABEL - cont'd.

TRANSMISSION CODES

THE TRANSMISSION CODE IDENTIFIES THE TYPE OF TRANSMISSION.

THE FOLLOWING CHART LISTS THESE CODES, THE NUMBER OF FORWARD SPEEDS AND THE MANUFACTURERS NAME AND MODEL NUMBER.

FOR FURTHER TRANSMISSION IDENTIFICATION REFER TO SECTIONS 70 or A70 IN THIS CATALOG.

| | | |
|-------------------------|--------|--------|
| G U D FOR AXLE LOADINGS | | |
| BODY | TRANS. | AXLE |
| K34 | G | 38J |
| | | 48 |
| | | D.S.O. |

| CODE | YEAR | SPEED | DESCRIPTION | MANUFACTURER | | CODE | YEAR | SPEED | DESCRIPTION | MANUFACTURER | |
|------|------|-------|-------------|--------------|-------|------|------|-------|-------------|--------------|------------|
| | | | | NAME | MODEL | | | | | NAME | MODEL |
| A | 73/ | 4 | | New Process | 435 | O | 73/ | 5 | Direct | New Process | 542-FL |
| B | 78/ | 4 | Overdrive | Clark | | P | 73/ | 4 | | Warner | T19 |
| C | 73/ | 3 | Manual | Ford | | T | 73/ | 5 | Overdrive | New Process | 542-FO |
| E | 73/ | 4 | DSO - ▲ | Warner | T19 | X | 78/ | | Automatic | C6 | Fleet only |
| F | 73/ | 4 | | Warner | T18 | Z | 77 | 3 | Cruisomatic | C6 | |
| G | 73/ | 3 | Automatic | Ford | | | | | | | |
| J | 79 | 3 | Automatic | Ford | | 2 | 73/ | 5 | Direct | Clark | 282-V |
| K | 79 | 3 | Automatic | F100/350 | | 4 | 73/ | 5 | Overdrive | Clark | 280-VO |
| L | 75/ | 5 | Automatic | Allison | AT540 | 9 | 73/ | 5 | Direct | New Process | 542-FD |
| M | 73/ | 5 | Direct | Clark | 285-V | | | | | | |

REAR AXLE RATIO CODES

THE FIRST TWO DIGITS OF THE AXLE CODE IDENTIFY THE RATIO AND CAPACITY OF THE REAR AXLE.

THE FOLLOWING CHART LISTS THESE CODES, THE CORRESPONDING RATIO AND CAPACITY AS WELL AS THE MANUFACTURERS NAME AND MODEL NUMBER.

| | | |
|--------------------------|--------|--------|
| EQ U D FOR AXLE LOADINGS | | |
| BODY | TRANS. | AXLE |
| K34 | G | 38 |
| | | 48 |
| | | D.S.O. |

| CODE | YEAR | RATIO | CAPACITY | MANUFACTURER | | DESCRIPTION |
|------|-------|-----------|----------|---------------|-------|--------------|
| | | | | NAME | MODEL | |
| A2 | 73/76 | 3.70 | 3.3M | Ford | | Limited slip |
| A3 | 73/75 | 4.11 | 2.78M | Ford | | Limited slip |
| | 76/77 | 4.11 | 2.9M | Ford | | Limited slip |
| A5 | 73/76 | 4.11 | 3.3M | Ford | | Limited slip |
| B4 | 73/74 | 4.10 | 5.3M | Dana (Spicer) | 60 | Limited slip |
| | 75/ | 4.10 | 5.3M | Dana (Spicer) | 60 | Limited slip |
| B8 | 73/75 | 3.50 | 2.78M | Ford | | Limited slip |
| | 76/77 | 3.50 | 2.9M | Ford | | Limited slip |
| B9 | 73/76 | 3.50 | 3.3M | Ford | | Limited slip |
| C7 | 73/ | 3.54 | 5.3M | Dana (Spicer) | 60 | Limited slip |
| C8 | 73/74 | 3.73 | 5.3M | Dana (Spicer) | 60 | Limited slip |
| | 75/ | 3.73 | 5.3M | Dana (Spicer) | 60 | Limited slip |
| D6 | 74 | 3.73 | 7.4M | Dana (Spicer) | 70 | Limited slip |
| | 75/76 | 3.73 | 7.4M | Dana (Spicer) | 70 | Limited slip |
| D7 | 73/74 | 4.10 | 7.4M | Dana (Spicer) | 70 | Limited slip |
| | 75/ | 4.10 | 7.4M | Dana (Spicer) | 70 | Limited slip |
| E1 | 73/77 | 5.57/7.75 | 17.5M | Eaton | 16244 | 2 Speed |
| E2 | 73/77 | 6.17/8.58 | 17.5M | Eaton | 16244 | 2 Speed |
| E3 | 73/77 | 6.50/9.04 | 17.5M | Eaton | 16244 | 2 Speed |
| EH | 76/77 | 5.57/7.60 | 18.5M | Eaton | 17221 | 2 Speed |
| F1 | 73 | 5.14/7.17 | 15M | Eaton | 15201 | 2 Speed |
| F2 | 73/77 | 5.83/8.12 | 15M | Eaton | 15201 | 2 Speed |
| F3 | 73/77 | 6.33/8.81 | 15M | Eaton | 15201 | 2 Speed |
| FH | 76/77 | 6.14/8.38 | 18.5M | Eaton | 17221 | 2 Speed |
| FQ | 76/77 | 6.14 | 18.5M | Eaton | 17121 | |

▲ Domestic Special Order - refer to page 12 for complete explanation.

April, 1980

COPYRIGHT © 1980 -

FORD MOTOR
COMPANY

- DEARBORN, MICHIGAN

Change No. 1

WARRANTY PLATE or CERTIFICATION LABEL - cont'd.

REAR AXLE RATIO CODES

| CCDE | YEAR | RATIO | CAPACITY | MANUFACTURER | | DESCRIPTION |
|------|-------|-----------|----------|---------------|-------|-----------------|
| | | | | NAME | MODEL | |
| G1 | 73/75 | 3.54 | 5.05M | Dana (Spicer) | | Limited slip |
| G3 | 73/75 | 4.10 | 5.05M | Dana (Spicer) | | Limited slip |
| GH | 76/77 | 6.50/8.87 | 18.5M | Eaton | 17221 | 2 Speed |
| GQ | 76/77 | 6.50 | 18.5M | Eaton | 17121 | |
| H1 | 74 | 3.00 | 3.6M | Ford | | Limited slip |
| | 75 | 3.00 | 3.6M | Ford | | Limited slip |
| | 76 | 3.00 | 3.75M | Ford | | Limited slip |
| H2 | 73/74 | 3.50 | 3.6M | Ford | | Limited slip |
| | 75/77 | 3.50 | 3.6M | Ford | | Limited slip |
| | 76/ | 3.50 | 3.75M | Ford | | Limited slip |
| H3 | 73/74 | 4.11 | 3.6M | Ford | | Limited slip |
| | 75 | 4.11 | 3.6M | Ford | | Limited slip |
| | 76 | 4.11 | 3.75M | Ford | | Limited slip |
| | 79 | 2.75 | 3.75M | Ford | | Limited slip |
| H4 | 74/75 | 3.25 | 3.6M | Ford | | Limited slip |
| | 76/ | 3.25 | 3.75M | Ford | | Limited slip |
| H5 | 76 | 3.70 | 3.75M | Ford | | Limited slip |
| H7 | 78/ | 3.00 | 3.75M | Ford | | Limited slip |
| H9 | 77/ | 4.11 | 3.75M | Ford | | Limited slip |
| HH | 76/77 | 7.17/9.77 | 18.5M | Eaton | 17221 | 2 Speed |
| HQ | 76/77 | 7.17 | 18.5M | Eaton | 17121 | |
| 01 | 75/78 | 3.00 | 2.75M | Ford | | |
| 02 | 73/77 | 3.00 | 3.3M | Ford | | |
| | 78 | 2.72 | 2.9M | Ford | | |
| 03 | 73/75 | 4.11 | 2.78M | Ford | | |
| | 76/77 | 4.11 | 2.9M | Ford | | |
| 04 | 73/74 | 4.57 | 2.78M | Ford | | |
| | 75 | 4.57 | 2.78M | Ford | | Except E100/350 |
| | 75 | 3.00 | 2.75M | Ford | | E100/350 |
| | 76 | 3.50 | 2.75M | Ford | | E100/350 |
| 05 | 73/76 | 4.11 | 3.3M | Ford | | |
| | 77/ | 2.75 | 2.75M | Ford | | |
| 06 | 75 | 3.70 | 2.75M | Ford | | E100/350 |
| | 77/ | 2.75 | 2.9M | Ford | | |
| 07 | 75 | 4.11 | 2.75M | Ford | | E100/350 |
| | 76/77 | 3.25 | 2.9M | Ford | | Except E100/350 |
| 08 | 73/77 | 3.50 | 3.3M | Ford | | |
| 09 | 73/76 | 3.70 | 3.3M | Ford | | |
| 10 | 73/75 | 3.25 | 3.3M | Ford | | |
| 11 | 73/74 | 3.50 | 3.3M | Ford | | |
| | 75 | 3.50 | 3.3M | Ford | | Except E100/350 |
| | 75 | 4.11 | 3.6M | Ford | | E100/350 |
| | 77 | 2.75 | 3.3M | Ford | | |
| | 78 | 2.72 | 3.75M | Ford | | |
| 12 | 73/74 | 3.70 | 3.3M | Ford | | |
| | 75 | 3.70 | 3.3M | Ford | | Except E100/350 |
| | 75 | 3.70 | 3.6M | Ford | | E100/350 |
| | 76/78 | 3.00 | 2.9M | Ford | | Except E100/350 |
| | 79 | 4.11 | 3.75M | Ford | | |
| | 76 | 3.70 | 3.75M | Ford | | Except E100/350 |
| 13 | 77/ | 2.75 | 3.75M | Ford | | |
| 14 | 75/ | 3.00 | 3.75M | Ford | | |
| | 75/76 | 3.00 | 3.6M | Ford | | E100/350 |
| | 77 | 3.00 | 3.6M | Ford | | |

**1973/79
TRUCK SERIES 100/500**

**GENERAL
INFORMATION**

WARRANTY PLATE or CERTIFICATION LABEL - cont'd.

REAR AXLE RATIO CODES

| CODE | YEAR | RATIO | CAPACITY | MANUFACTURER | | DESCRIPTION |
|------|-------|-------|----------|-------------------|-------|-----------------|
| | | | | NAME | MODEL | |
| 15 | 75/ | 3.25 | 3.75M | Ford | | |
| 16 | 75/ | 3.50 | 3.75M | Ford | | Except E100/350 |
| | 75/77 | 3.50 | 3.6M | Ford | | E100/350 |
| 17 | 73/77 | 3.25 | 3.3M | Ford | | |
| 18 | 73/76 | 3.50 | 2.78M | Ford | | |
| | 76/77 | 3.50 | 2.9M | Ford | | |
| 19 | 77 | 4.11 | 3.75M | Ford | | |
| 22 | 74 | 4.88 | 7.4M | Dana (Spicer) | 70 | |
| | 76/ | 3.07 | 5.3M | Dana (Spicer) | 61 | |
| 23 | 74 | 3.31 | 5.3M | Dana (Spicer) | 61 | |
| | 75/ | 3.31 | 5.3M | Dana (Spicer) | 61 | |
| 24 | 73/77 | 4.10 | 5.3M | Dana (Spicer) | 60 | B-F100/500 |
| | 73/76 | 4.10 | 5.2M | Dana (Spicer) | 60 | P350/500 |
| | 75/ | 4.10 | 5.3M | Dana (Spicer) | 60 | |
| 25 | 73 | 4.56 | 5.3M | Dana (Spicer) | 60 | B-F100/500 |
| | 73/75 | 4.56 | 5.2M | Dana (Spicer) | 60 | |
| 27 | 73/74 | 4.10 | 7.4M | Dana (Spicer) | 70 | |
| | 75/ | 4.10 | 7.4M | Dana (Spicer) | 70 | |
| 28 | 73/ | 4.56 | 7.4M | Dana (Spicer) | 70 | |
| 36 | 73/74 | 3.73 | 7.4M | Dana (Spicer) | 70 | |
| | 75/ | 3.73 | 7.4M | Dana (Spicer) | 70 | |
| 37 | 73/ | 3.54 | 5.3M | Dana (Spicer) | 60 | |
| 38 | 73/74 | 3.73 | 5.3M | Dana (Spicer) | 60 | |
| | 75/ | 3.73 | 5.3M | Dana (Spicer) | 60 | |
| 41 | 73/74 | 5.83 | 13M | Rockwell (Timken) | D-100 | |
| | 75/77 | 5.83 | 13M | Rockwell (Timken) | D-140 | |
| 42 | 73/74 | 6.20 | 13M | Rockwell (Timken) | D-100 | |
| | 75/77 | 6.20 | 13M | Rockwell (Timken) | D-140 | |
| 44 | 73/74 | 6.80 | 13M | Rockwell (Timken) | D-100 | |
| | 75/76 | 6.80 | 13M | Rockwell (Timken) | D-140 | |
| 46 | 77 | 2.72 | 3.3M | Dana (Spicer) | 44 | |
| 52 | 73/77 | 5.86 | 17.5M | Rockwell (Timken) | H-170 | |
| 53 | 73/77 | 6.14 | 17.5M | Rockwell (Timken) | H-170 | |
| 54 | 73/77 | 6.83 | 17.5M | Rockwell (Timken) | H-170 | |
| 55 | 73/77 | 7.17 | 17.5M | Rockwell (Timken) | H-170 | |
| 62 | 73/77 | 6.20 | 15M | Rockwell (Timken) | F-106 | |
| 64 | 73/77 | 6.80 | 15M | Rockwell (Timken) | F-106 | |
| 66 | 73/77 | 7.20 | 15M | Rockwell (Timken) | F-106 | |
| 71 | 73/75 | 3.54 | 5.05M | Dana (Spicer) | | |
| 72 | 73/75 | 3.73 | 5.05M | Dana (Spicer) | | |
| 73 | 73/75 | 4.10 | 5.05M | Dana (Spicer) | | |

WARRANTY PLATE or CERTIFICATION LABEL - cont'd.

FRONT AXLE CODES

THE THIRD DIGIT OF THE AXLE CODE IDENTIFIES THE RATIO AND/OR CAPACITY OF THE FRONT AXLE.

THE FOLLOWING CHART LISTS THESE CODES AND THE CORRESPONDING RATIO AND/OR CAPACITY AS WELL AS THE MANUFACTURER NAME AND MODEL NUMBER.

FOR FURTHER FRONT AXLE IDENTIFICATION REFER TO SECTION 30 IN THIS CATALOG.

EQ D FOR AXLE LOADINGS

BODY TRANS. AXLE

K34 G 3(J)

48

D.S.O.

| CODE | YEAR | RATIO (4/W/D ONLY) | CAPACITY | MANUFACTURER | | DESCRIPTION |
|------|-------|-----------------------|----------------|---------------|----------|---------------------------------------|
| | | | | NAME | MODEL | |
| A | 74 | | 3.8M | Ford | | D.S.O. - Δ |
| | 78/ | | | | | Adjustable strg. column w/power strg. |
| B | 74 | | 4.7M | Ford | | D.S.O. - Δ |
| | 78/ | | Roll Bar | Ford | | Adjustable strg. column w/power strg. |
| C | 78/ | | 3.8M Roll Bar | Ford | | Adjustable strg. column w/power strg. |
| D | 78/ | | 4.5M Roll Bar | Ford | | Adjustable strg. column w/power strg. |
| E | 76 | | 9M | Ford | | W/power strg. |
| | 77/ | | 3.8M | Ford | | W/power strg. |
| | 79 | | 3.85M | Ford | | Adjustable strg. column w/power strg. |
| G | 77 | Std. | | Ford | | W/power strg. high alt. |
| H | 77 | Std. | | Ford | | W/power strg. high alt. not req'd. |
| I | 78/ | | 4.5M | Ford | | Adjustable strg. column w/power strg. |
| J | 73/ | | | Ford | | W/power strg. |
| K | 73/77 | | 5.5M | Ford | 5500 | W/power strg. |
| | 78/ | | Roll Bar | Ford | | W/power strg. |
| L | 73/77 | | 6M | Ford | | W/ power strg. |
| | 78/ | | 3.8M Roll Bar | Ford | | W/power strg. |
| M | 73/77 | | 7M | Ford | | W/power strg. |
| | 78/ | | 4.5M Roll Bar | Ford | | w/power strg. |
| N | 76/77 | | 9M | Ford | | W/ power strg. |
| | 78/ | | 3.8M | Ford | | W/power strg. |
| P | 73/75 | 4.55 | 3.5M | Dana (Spicer) | 6CF | W/power strg. |
| | 76 | | 3.55M | Dana (Spicer) | 60F | W/power strg. |
| Q | 73/76 | 4.55 | 3M | Dana (Spicer) | 44F | W/power strg. |
| R | 75/77 | | 3.8M | Dana (Spicer) | 6CF, 60F | W/power strg. |
| | 78/ | | 4.5M | | | W/power strg. |
| S | 79 | | Roll Bar | Ford | | W/power strg. |
| T | 79 | | 3.85M Roll Bar | | | Adjustable strg. column w/power strg. |
| U | 79 | | 4.5M Roll Bar | | | Adjustable strg. column w/power strg. |
| V | 79 | | 3.85M | | | Adjustable strg. column w/power strg. |
| Z | 79 | | 4.5M | | | Adjustable strg. column w/power strg. |
| 2 | 73/77 | | 5.5M | Ford | 5500 | W/o power strg. |
| | 78/ | | Roll Bar | Ford | | W/o power strg. |
| 3 | 73/77 | | 6M | Ford | | W/o power strg. |
| | 78/ | | 3.8M Roll Bar | Ford | | W/o power strg. |
| 4 | 73/77 | | 7M | Ford | | W/o power strg. |
| | 78/ | | 4.5M Roll Bar | Ford | | W/o power strg. |
| 5 | 76 | | 3.85M | Ford | | W/o power strg. |
| | 76/77 | | 9M | Ford | | W/o power strg. |
| | 77/ | | 3.8M | Ford | | W/o power strg. |
| 7 | 73/75 | 4.55 | 3.5M | Dana (Spicer) | 6CF | W/o power strg. |
| | 76 | | 3.55M | Dana (Spicer) | 60F | W/o power strg. |
| | 77 | Std. | | Ford | | W/o power strg. high alt. |
| 8 | 73/76 | 4.55 | 3M | Dana (Spicer) | 44F | W/o power strg. |
| | 77 | Std. | | Ford | | W/o power strg. high alt. not req'd. |
| 9 | 76/ | | 3.8M | Dana (Spicer) | 60F | W/o power strg. |
| | 79 | | 4.5M | | | W/o power strg. |

Δ Domestic Special Order - refer to page 12 for complete explanation

WARRANTY PLATE or CERTIFICATION LABEL - cont'd.

GROSS VEHICLE WEIGHT

THE GROSS VEHICLE WEIGHT RATING FOR THE VEHICLE (BASED ON MINIMUM EQUIPMENT REQUIRED) IS SHOWN IN POUNDS (LBS) ABOVE OR BELOW "MAX G.V.W. LBS".

| | | |
|-----------------------|-------|-----|
| WARRANTY NO./ADEQUATE | | |
| W.B. | COLOR | MOD |
| 131 | MB | F25 |
| 7500 | | |
| MAX. G.V.W. LBS. | | |

DISTRICT CODES

THE CODE SHOWN ABOVE OR BELOW "D.S.O." IDENTIFIES THE DISTRICT WHICH ORDERED THE UNIT.

THE FOLLOWING CHART LISTS THESE CODES AND THE DISTRICT WHICH THEY REPRESENT.

FOR AN EXPLANATION OF THE D.S.O. PORTION OF THE NUMBER REFER TO PAGE

| | | |
|-------------------------|--------|------|
| REQ'D FOR AXLE LOADINGS | | |
| BODY | TRANS. | AXLE |
| K34 | G | 38J |
| 48 | | |
| D.S.O. | | |

| CODE | DISTRICT | CODE | DISTRICT | CODE | DISTRICT | CODE | DISTRICT |
|------|--------------|-------|---------------------------|----------------|----------------------------------|------|--------------------|
| | | | | FORD of CANADA | | | |
| 11 | Boston | 55 | St. Louis | A1 | Central (Lincoln-Mercury) | B1 | Central (Ford) |
| 12 | Buffalo | 56 | Davenport | A2 | Eastern (Lincoln-Mercury) | B2 | Eastern (Ford) |
| 13 | New York | 57 | Houston | A3 | Atlantic (Lincoln-Mercury) | B3 | Atlantic (Ford) |
| 14 | Pittsburgh | 58 | Twin Cities | A4 | Midwestern (Lincoln-Mercury) | B4 | Midwestern (Ford) |
| 15 | Newark | 71 | Los Angeles | A6 | Western (Lincoln-Mercury) | B6 | Western (Ford) |
| 16 | Philadelphia | 72 | San Jose | A7 | Pacific (Lincoln-Mercury) | B7 | Pacific (Ford) |
| 17 | Washington | 73 | Salt Lake City | A8 | Great Lakes (Lincoln-Mercury) | B8 | Great Lakes (Ford) |
| 21 | Atlanta | 74 | Seattle | | | I2 | Export |
| 22 | Charlotte | 75 | Phoenix | | | | |
| 23 | Memphis | 76 | Denver | | | | |
| 24 | Jacksonville | 83 | Government | | | | |
| 25 | Richmond | 84 | Home Office Reserve | | | | |
| 26 | New Orleans | 85 | American Red Cross | | | | |
| 28 | Louisville | 86 | Recreation | | | | |
| 41 | Chicago | 87 | Body Company | | | | |
| 42 | Cleveland | 89 | Transportation Service | | | | |
| 43 | Milwaukee | | | | | | |
| 45 | Lansing | | | | | | |
| 46 | Indianapolis | 90/99 | Export | | | | |
| 47 | Cincinnati | | | | | | |
| 48 | Detroit | | | | | | |
| 52 | Dallas | | | | | | |
| 53 | Kansas City | | | | | | |
| 54 | Omaha | | | | | | |

1973/79
TRUCK SERIES 100/500

ACCESSORY WEIGHT CHART for 1975 VEHICLES

When adding accessories to your vehicle, the total weight capacity of the vehicle or of the front or rear axle (GVWR, GAWR as shown on the vehicle Certification Label) must not be exceeded. See the listing below for the weight effect of the various accessories shown.

| ACCESSORY | WEIGHT EFFECT (lbs.) | | |
|--|----------------------|------------|-----------|
| | TOTAL | FRONT AXLE | REAR AXLE |
| Air Conditioning | 79 | 83 | -4 |
| Air Horn | 10 | 10 | 0 |
| Air Springs | 7 | 7 | 0 |
| Auxiliary Fuel Tank - Light Truck (1) | | | |
| Standard Cab (4 x 2) | | | |
| Non-Evaporative Aft & Midship F150-250 133 W.B. (1) | 182 | 79 | 103 |
| Non-Evaporative in Cab & Midship F150-250 133 W.B. (1) | 174 | 178 | -4 |
| Evaporative Aft & Midship F100 117 W.B. (1) | 164 | 57 | 107 |
| Evaporative in Cab & Midship F100 117 W.B. (1) | 145 | 144 | 1 |
| Evaporative Aft & Midship F100-150-250 133 W.B. (1) | 172 | 77 | 95 |
| Evaporative In Cab & Midship F100-150-250 133 W.B. (1) | 153 | 171 | -18 |
| Super Cab (4 x 2) | | | |
| Non-Evaporative Aft W/Midship F150-250 139 W.B. (1) | 153 | 45 | 108 |
| Non-Evaporative Aft W/Midship F150-250 155 W.B. (1) | 153 | 56 | 97 |
| Evaporative Aft W/Midship F100-150-250 139 W.B. (1) | 157 | 49 | 108 |
| Evaporative Aft W/Midship F100-150-250 155 W.B. (1) | 157 | 60 | 97 |
| Bumper Guard - Front | 8 | 9 | -1 |
| Coolant Recovery | 5 | 5 | 0 |
| Fire Extinguisher - 5 BC | 4 | 2 | 2 |
| Fire Extinguisher - 10 BC (Purple "K") | 4 | 2 | 2 |
| Fire Extinguisher - 10 BC | 10 | 5 | 5 |
| Floor Mat | 10 | 0 | 0 |
| Highway Maintenance Kit | 11 | 5 | 6 |
| Hood Ornament | 1 | 1 | 0 |
| Locking Hubs | 5 | 5 | 0 |
| Mirror - 6 x 10 Swinglock | 5 | 3 | 2 |
| Mirror - 7 x 10 Low Profile | 6 | 4 | 2 |
| Mirror - 7 x 10 Junior Western | 8 | 4 | 4 |
| Mirror - 6 x 10 Camper | 7 | 4 | 3 |
| Mirror - 7 x 16 Western | 10 | 6 | 4 |
| Mirror - 4 x 5 Remote | 3 | 2 | 1 |
| Mirror - Panoramic | 1 | 1 | 0 |
| Pick-Up Box Rails | 18 | 1 | 17 |
| Power Brakes | 13 | 12 | 1 |
| Radio - AM | 7 | 6 | 1 |
| Radio - AM/FM MPX | 12 | 8 | 4 |
| Spare Tire Carrier - Front Mount (2) | 8 | 9 | -1 |
| Spare Tire Carrier - Slide-Out | 23 | -4 | 27 |
| Step Bumper | 78 | -22 | 100 |
| Sliding Rear Window | 2 | 1 | 1 |
| Shock Absorbers (Super Flex) | 2 | 0 | 2 |
| Snow Plows (Mounting System): | | | |
| Bronco (Meyer and Western) | 165 | 220 | -55 |
| F100 4 x 4 and F250 4 x 2 (Meyer) | 125 | 176 | -51 |
| F100 4 x 4 and F250 4 x 2 (Western) | 200 | 291 | -91 |
| F250 4 x 4 (Meyer and Western) | 220 | 290 | -70 |
| Speed Control | 8 | 8 | 0 |
| Splash Guards - Front | 10 | 10 | 0 |
| Splash Guards - Rear | 8 | 0 | 8 |
| Trailer Hitch - I | 27 | -9 | 36 |
| Trailer Hitch - III - Platform | 44 | -11 | 55 |
| Tonneau Cover | 11 | 1 | 10 |
| Transmission Oil Cooler | 7 | 8 | -1 |

(1) All weights with full fuel load

(2) Does not include weight of tire and wheel. When tire and wheel are installed, add the weight of the tire and wheel to the total accessory weight, and multiply weight of spare tire and wheel by 1.3 and add to the above figure to determine the total front axle weight effect.

1973/79

TRUCK SERIES 100/500

65

ACCESSORY WEIGHT CHART for 1976 VEHICLES**GENERAL
INFORMATION**

When adding accessories to your vehicle, the total weight capacity of the vehicle or of the front or rear axle (GVWR, GAWR as shown on the vehicle Certification Label) must not be exceeded. See the listing below for the weight effect of the various accessories shown.

| <u>ACCESSORY</u> | <u>WEIGHT EFFECT (lbs.)</u> | | |
|---|-----------------------------|-------------------|------------------|
| | <u>TOTAL</u> | <u>FRONT AXLE</u> | <u>REAR AXLE</u> |
| Air Conditioning | | | |
| 300/302/351 Engines | 70 | 70 | 0 |
| 360/390/460 Engines | 76 | 79 | -3 |
| Air Horn | 10 | 10 | 0 |
| Air Springs | 7 | 7 | 0 |
| Brake Booster Kit - F100 (4 x 2) | 13 | 12 | 1 |
| Bumper Guard - Front | 8 | 9 | -1 |
| Coolant Recovery | 5 | 5 | 0 |
| Fire Extinguisher - 5BC (3) | 4 | 3 | 1 |
| Fire Extinguisher - 10BC (3) | 10 | 7 | 3 |
| Fire Extinguisher - 10BC - Purple "K" (3) | 4 | 3 | 1 |
| Floor Mat | 10 | 10 | 0 |
| Highway Maintenance Kit | 10 | 7 | 3 |
| Hood Ornament | 1 | 1 | 0 |
| Locking Hubs | 5 | 5 | 0 |
| Mirror 6 x 10 - Swinglock (2) | 5 | 3 | 2 |
| Mirror 7 x 10 - Low Profile Swinglock (2) | 4 | 3 | 1 |
| Mirror 7 x 10 - Junior Western (2) | 8 | 5 | 3 |
| Mirror 6 x 10 - Camper (2) | 7 | 4 | 3 |
| Mirror 7 x 16 - Western (2) | 10 | 6 | 4 |
| Mirror 4 x 5 - Remote (2) | 2 | 1 | 1 |
| Mirror - Camper Special Low Mount (Gooseneck) (2) | 6 | 4 | 2 |
| Pick-up Box Rails | 18 | 1 | 17 |
| Reflector Flare | 14 | 12 | 2 |
| Radio - AM/FM-MPX | 9 | 7 | 2 |
| Radio - AM/FM-MPX Tape | 15 | 11 | 4 |
| Spare Tire Carrier - Front Mount (1) | 8 | 9 | -1 |
| Spare Tire Carrier - Slide-Out (4 x 2) (1) | 19 | -3 | 22 |
| Spare Tire Carrier - Slide-Out (4 x 4) (1) | 23 | -4 | 27 |
| Step Bumper | 78 | -31 | 109 |
| Sliding Rear Window | 2 | 1 | 1 |
| Shock Absorbers (Super Flex) | 2 | 0 | 2 |
| Snow Plows (Mounting System) | | | |
| Bronco - Western | 175 | 229 | -54 |
| Bronco - Meyer | 134 | 172 | -38 |
| F100 and F250 - Western | 195 | 249 | -54 |
| F100 and F250 - Meyer | 162 | 202 | -40 |
| F250 Western and Meyer | 235 | 294 | -59 |

(1) Does not include weight of tire and wheel. When tire and wheel are installed, add the weight of the tire and wheel to the total accessory weight and multiply weight of spare tire and wheel by 1.3 and add to the above figure to determine the total front axle effect.

(2) Weight Per Mirror

(3) Located in Passenger Compartment

October, 1979

COPYRIGHT © 1979

FORD MOTOR
COMPANY

— DEARBORN, MICHIGAN

NEW ISSUE

**1973/79
TRUCK SERIES 100/500****ACCESSORY WEIGHT CHART for 1976 VEHICLES - cont'd.**

| <u>ACCESSORY</u> | <u>WEIGHT EFFECT (lbs.)</u> | | |
|--------------------------------|-----------------------------|-------------------|------------------|
| | <u>TOTAL</u> | <u>FRONT AXLE</u> | <u>REAR AXLE</u> |
| Speed Control | 8 | 8 | 0 |
| Splash Guards - Front | 10 | 10 | 0 |
| Splash Guards - Rear | 8 | 0 | 8 |
| Step Glide Out (F100-350) | 8 | 5 | 3 |
| Trailer Hitch - I | 27 | -9 | 36 |
| Trailer Hitch - III - Platform | 44 | -11 | 55 |
| Tonneau Cover | 11 | 1 | 10 |
| Transmission Oil Cooler | 7 | 8 | -1 |
| Vent - Econoline - Front Assy. | 7 | 7 | 0 |
| Vent - Econoline - Rear Assy. | 7 | 0 | 7 |
| Vacuum Gage | 1 1/2 | 1 1/2 | 0 |
| Undercoating | 10 | 5 | 5 |

**1973/79
TRUCK SERIES 100/500**

**GENERAL
INFORMATION**

67

ACCESSORY WEIGHT CHART for 1977 VEHICLES

When adding accessories to your vehicle, the total weight capacity of the vehicle or of the front or rear axle (GVWR, GAWR as shown on the vehicle Certification Label) must not be exceeded. See the listing below for the weight effect of the various accessories shown.

| <u>ACCESSORY</u> | <u>WEIGHT EFFECT (lbs.)</u> | | |
|---|-----------------------------|-------------------|------------------|
| | <u>TOTAL</u> | <u>FRONT AXLE</u> | <u>REAR AXLE</u> |
| Air Conditioning | | | |
| 300/302/351 Engines | 70 | 70 | 0 |
| 460 Engines | 73 | 76 | -3 |
| Air Horn | 10 | 10 | 0 |
| Air Springs | 7 | 7 | 0 |
| Body Side Moulding | 3 | 1 1/2 | 1 1/2 |
| Bumper Guard - Front | 8 | 9 | -1 |
| Coolant Recovery | 5 | 5 | 0 |
| Fire Extinguisher - 10BC (3) | 4 | 3 | 1 |
| Floor Mat - Rubber | 10 | 10 | 0 |
| Floor Mat - Carpet Insert | 5 1/2 | 5 1/2 | 0 |
| Highway Maintenance Kit | 10 | 7 | 3 |
| Hood Ornament | 1 | 1 | 0 |
| License Plate Frame | 1 | 1/2 | 1/2 |
| Locking Hubs | 5 | 5 | 0 |
| Luggage Rack Roof Mount/Econoline | 10 | 0 | 10 |
| Mirror 6 x 9 Swinglock | 3 | 2 | 1 |
| Mirror 6 x 10 - Swinglock (2) | 5 | 3 | 2 |
| Mirror 7 x 10 - Low Profile Swinglock (2) | 5 | 3 | 2 |
| Mirror 7 x 10 - Junior Western - Camper (2) | 8 | 5 | 3 |
| Mirror 6 x 10 - Camper (2) | 7 | 4 | 3 |
| Mirror 7 x 16 - Western (2) | 10 | 6 | 4 |
| Mirror 4 x 5 - Remote (2) | 2 | 1 | 1 |
| Mirror - Camper Special Low Mount (Gooseneck) (2) | 6 | 4 | 2 |
| Pick-Up Box Rails | 18 | 1 | 17 |
| Reflector Flare | 14 | 12 | 2 |
| Radio - AM | 7 | 6 | 1 |
| Radio - AM/FM Mono | 7 | 6 | 1 |
| Radio - AM/FM-MPX | 9 | 7 | 2 |
| Radio - AM Tape | 15 | 11 | 4 |
| Radio - AM/FM-MPX Tape | 15 | 11 | 4 |
| Radio - AM/FM - Quad Tape | 15 | 11 | 4 |
| Spare Tire Carrier - Front Mount (1) | 9 | 10 | -1 |
| Spare Tire Carrier - Slide-Out (4 x 2) (4) | 19 | -3 | 22 |
| Spare Tire Carrier - Slide-Out (4 x 4) (4) | 23 | -4 | 27 |
| Step Bumper | 78 | -31 | 109 |
| Sliding Rear Window | 2 | 1 | 1 |
| Shock Absorbers (Super Flex) | 2 | 0 | 2 |
| Rustproofing | 16 | 8 | 8 |
| Rustproofing and Undercoating | 24 | 12 | 12 |
| Speed Control | 8 | 8 | 0 |
| Splash Guards - Front | 10 | 10 | 0 |
| Splash Guards - Rear | 8 | 0 | 8 |
| Step Glide Out (F100-350) | 8 | 5 | 3 |
| Tonneau Cover | 11 | 1 | 10 |
| Transmission Oil Cooler - Economy | 4 | 5 | -1 |
| Transmission Oil Cooler - High Capacity | 7 | 8 | -1 |
| Transmission Oil Cooler - Extra High Capacity | 5 | 6 | -1 |
| Vent - Econoline - Front Assy. | 7 1/2 | 5 1/2 | 2 |
| Vent - Econoline - Rear Assy. | 7 1/2 | 2 | 5 1/2 |
| Vacuum Gage | 1 1/2 | 1 1/2 | 0 |
| Undercoating | 12 | 6 | 6 |

- (1) Does not included weight of tire and wheel. Adjust front and rear weight effect figures to included the tire-wheel-and carrier total weight. Multiply this total by 1.3 to determine the front weight effect.
- (2) Weight Per Mirror
- (3) Located in Passenger Compartment
- (4) Does not include weight of tire. Adjust front and rear weight effect figures to include the tire-wheel-and carrier total weight. Multiply this total by 1.2 to determine the rear weight effect.

October, 1979

COPYRIGHT © 1979

FORD MOTOR
COMPANY

— DEARBORN, MICHIGAN

NEW ISSUE

1973/79 TRUCK SERIES 100/500

ACCESSORY WEIGHT CHART for 1978 VEHICLES

When adding accessories to your vehicle, the total weight capacity of the vehicle or of the front or rear axle (GVWR, GAWR as shown on the vehicle Certification Label) must not be exceeded. See the listing below for the weight effect of the various accessories shown.

| ACCESSORY | WEIGHT EFFECT (lbs.) | | |
|--|----------------------|------------|-----------|
| ACCESSORY | TOTAL | FRONT AXLE | REAR AXLE |
| Air Conditioning | | | |
| 300 Engine (Air Pump) | | | |
| "E" Series | 65 | 65 | 0 |
| "F" Series | 62 | 64 | -2 |
| 300 Engine (No Air Pump) | | | |
| "E" Series | 69 | 69 | 0 |
| "F" Series | 66 | 68 | -2 |
| 302 Engine | 66 | 68 | -2 |
| 351W Engine | 70 | 70 | 0 |
| 351M/400 | 62 | 64 | -2 |
| 460 Engine "E" Series | 71 | 71 | 0 |
| "F" Series | 73 | 76 | -3 |
| Air Horn | 10 | 10 | 0 |
| Air Springs | 7 | 7 | 0 |
| Body Side Moulding | 3 | 1 1/2 | 1 1/2 |
| Bumper Guard - Front | 8 | 9 | -1 |
| Coolant Recovery | 5 | 5 | 0 |
| Fire Extinguisher - 10 BC (1) | 4 | 3 | 1 |
| Floor Mat - Rubber | 10 | 10 | 0 |
| Floor Mat - Carpet Insert | 5 1/2 | 5 1/2 | 0 |
| Fog Lights | 9 | 10 | -1 |
| Hood Ornament | 1 | 1 | 0 |
| License Plate Frame | 1 | 1/2 | 1/2 |
| Locking Hubs | 5 | 5 | 0 |
| Mirror 5 1/4 x 8 1/4 - Swinglock (2) | 3 | 2 | 1 |
| Mirror 5 x 9 - Swinglock (2) | 5 | 3 | 2 |
| Mirror 6 1/2 x 9 1/2 - Low Profile Swinglock (2) | 4 | 3 | 1 |
| Mirror 6 1/2 x 9 1/2 - Junior Western - Camper (2) | 8 | 5 | 3 |
| Mirror 5 x 9 - Camper (2) | 7 | 4 | 3 |
| Mirror 7 x 16 - Western (2) | 10 | 6 | 4 |
| Mirror 4 x 5 - Remote (2) | 2 | 1 | 1 |
| Mirror - Camper Special Low Mount (Gooseneck) (2) | 6 | 4 | 2 |
| Pick-Up Box Rails | 18 | 1 | 17 |
| Porthole (Weight Per Part) | 3 | 0 | 3 |
| Push Bar "E" Series | 35 | 41 | -6 |
| Push Bar "F" Series | 23 | 31 | -8 |
| Radio - AM | 7 | 6 | 1 |
| Radio - AM/FM Mono | 7 | 6 | 1 |
| Radio - AM/FM-MPX | 9 | 7 | 2 |

(1) Located in Passenger Compartment

(2) Weight Per Mirror

(4) Does not include weight of tire. Adjust front and rear weight effect figures to include the tire-wheel-and carrier total weight. Multiply this total by 1.2 to determine the rear weight effect.

**1973/79
TRUCK SERIES 100/500**

**GENERAL
INFORMATION**

69

ACCESSORY WEIGHT CHART for 1978 VEHICLES - cont'd.

| <u>ACCESSORY</u> | <u>WEIGHT EFFECT (lbs.)</u> | | |
|---|-----------------------------|-------------------|------------------|
| | <u>TOTAL</u> | <u>FRONT AXLE</u> | <u>REAR AXLE</u> |
| Radio - AM Tape | 15 | 11 | 4 |
| Radio - AM/FM-MPX Tape | 15 | 11 | 4 |
| Radio - AM/FM - Quad Tape | 15 | 11 | 4 |
| Rallye Bar | 54 | 17 | 37 |
| Reflector Flare | 14 | 12 | 2 |
| Roof Sport Rails - Econoline | 12 | 0 | 12 |
| Rustproofing (Super Seal) | 16 | 8 | 8 |
| Rustproofing (Super Seal) and Undercoating | 24 | 12 | 12 |
| Shock Absorbers (Super Flex) | 2 | 0 | 2 |
| Sliding Rear Window | 2 | 1 | 1 |
| Spare Tire Carrier - Slide-Out (4 x 2) (4) | 19 | -3 | 22 |
| Spare Tire Carrier - Slide-Out (4 x 4) (4) | 23 | -4 | 27 |
| Speed Control | 8 | 8 | 0 |
| Splash Guards - Plastic - Front or Rear | 4 | 2 | 2 |
| Splash Guards - Rubber - Front | 10 | 10 | 0 |
| Splash Guards - Rubber - Rear | 8 | 0 | 8 |
| Step Bumper | 78 | -31 | 109 |
| Step Glide-Out (F100-350) | 8 | 5 | 3 |
| Tonneau Cover | 11 | 1 | 10 |
| Transmission Oil Cooler - Economy | 4 | 5 | -1 |
| Transmission Oil Cooler - High Capacity | 7 | 8 | -1 |
| Transmission Oil Cooler - Extra High Capacity | 5 | 6 | -1 |
| Undercoating | 12 | 6 | 6 |
| Vacuum Gage | 1 1/2 | 1 1/2 | 0 |
| Vent - Econoline - Front Assy. | 7 1/2 | 5 1/2 | 2 |
| Vent - Econoline - Rear Assy. | 7 1/2 | 2 | 5 1/2 |

1973/79 TRUCK SERIES 100/500

ACCESSORY WEIGHT CHART for 1979 VEHICLES

When adding accessories to your vehicle, the total weight capacity of the vehicle or of the front or rear axle (GVWR, GAWR as shown on the vehicle Certification Label) must not be exceeded. See the listing below for the weight effect of the various accessories shown.

| <u>ACCESSORY</u> | <u>TOTAL</u> | <u>FRONT AXLE</u> | <u>REAR AXLE</u> |
|---|--------------|-------------------|------------------|
| Air Conditioning | | | |
| 4.9L (300 C.I.D.) Engine | | | |
| Standard Air Conditioning | 63 | 65 | -2 |
| Standard Air Conditioning w/Aux. Evaporator | 89 | 67 | 22 |
| Comfort Vent Air Conditioning | 57 | 61 | -4 |
| Comfort Vent w/Aux. Evaporator | 83 | 63 | 20 |
| 5.0L (302 C.I.D.) Engine | | | |
| Standard Air Conditioning (Lt. Truck) | 73 | 76 | -3 |
| Standard Air Conditioning (Econoline) | 67 | 68 | -1 |
| Standard Air Conditioning w/Aux. Evaporator (Econoline) | 93 | 71 | 22 |
| Comfort Vent Air Conditioning (Lt. Truck) | 65 | 70 | -5 |
| Comfort Vent Air Conditioning - Econoline | 61 | 64 | -3 |
| Comfort Vent Air Conditioning w/Aux. Evaporator (Econoline) | 87 | 67 | 20 |
| 5.8L/6.6L (351/400 C.I.D.) Engine | | | |
| Standard Air Conditioning | 70 | 72 | -2 |
| Standard Air Conditioning w/Aux. Evaporator (Econoline) | 93 | 71 | 22 |
| Comfort Vent Air Conditioning | 62 | 67 | -5 |
| Comfort Vent Air Conditioning w/Aux. Evaporator | 87 | 67 | 20 |
| 7.5L (460 C.I.D.) Engine | | | |
| Standard Air Conditioning (Lt. Truck) | 79 | 82 | -3 |
| Standard Air Conditioning (Econoline) | 70 | 72 | -2 |
| Standard Air Conditioning w/Aux. Evaporator (Econoline) | 96 | 74 | 22 |
| Comfort Vent Air Conditioning (Lt. Truck) | 71 | 76 | -5 |
| Comfort Vent Air Conditioning (Econoline) | 64 | 68 | -4 |
| Comfort Vent Air Conditioning w/Aux. Evaporator (Econoline) | 90 | 70 | 20 |
| Air Horn | 10 | 10 | 0 |
| Air Spring | 7 | 7 | 0 |
| Body Side Moulding | 3 | 1 1/2 | 1 1/2 |
| Bumper Guard - Front | 8 | 9 | -1 |
| Coolant Recovery | 5 | 5 | 0 |
| Fire Extinguisher - 10 BC (1) | 4 | 3 | 1 |
| Floor Mat - Rubber | 10 | 10 | 0 |
| Floor Mat - Carpet Insert | 5 1/2 | 5 1/2 | 0 |
| Fog Lights | 9 | 10 | -1 |
| Hood Lock | 1 | 1 | 0 |
| Hood Ornament | 1 | 1 | 0 |
| License Plate Frame | 1 | 1/2 | 1/2 |
| Mirror 5 1/4 x 8 1/4 - Swinglock (2) | 3 | 2 | 1 |
| Mirror 5 x 9 - Swinglock (2) | 5 | 3 | 2 |
| Mirror 6 1/2 x 9 1/2 - Low Profile Swinglock (2) | 4 | 3 | 1 |
| Mirror 6 1/2 x 9 1/2 - Junior Western - Camper (2) | 8 | 5 | 3 |
| Mirror 5 x 9 - Camper (2) | 7 | 4 | 3 |
| Mirror 7 x 16 - Western (2) | 10 | 6 | 4 |
| Mirror 4 x 5 - Remote (2) | 2 | 1 | 1 |
| Mirror - Camper Special Low Mount (Gooseneck) (2) | 6 | 4 | 2 |

(1) Located in Passenger Compartment

(2) Weight Per Mirror

**1973/79
TRUCK SERIES 100/500**

**GENERAL
INFORMATION**

71

ACCESSORY WEIGHT CHART for 1979 VEHICLES - cont'd.

| WEIGHT EFFECT (lbs.) | | | |
|--|--------------|-------------------|------------------|
| <u>ACCESSORY</u> | <u>TOTAL</u> | <u>FRONT AXLE</u> | <u>REAR AXLE</u> |
| Pick-Up Box Rails | 18 | 1 | 17 |
| Porthole (Weight Per Part) | 3 | 0 | 3 |
| Push Bar "E" Series | 35 | 41 | -6 |
| Push Bar "F" Series | 23 | 31 | -8 |
| Radio - AM | 7 | 6 | 1 |
| Radio - AM/FM Mono | 7 | 6 | 1 |
| Radio - AM/FM-MPX | 9 | 7 | 2 |
| Radio - AM Tape | 15 | 11 | 4 |
| Radio - AM/FM-MPX Tape | 15 | 11 | 4 |
| Radio - AM/FM-Quad Tape | 15 | 11 | 4 |
| Rallye Bar | 54 | 17 | 37 |
| Reflector Flare | 14 | 12 | 2 |
| Roof Sport Rails (Econoline) | 12 | 0 | 12 |
| Rustproofing (Super Seal) | 16 | 8 | 8 |
| Rustproofing (Super Seal) and Undercoating | 24 | 12 | 12 |
| Shock Absorbers (Super Flex) | 2 | 0 | 2 |
| Sliding Rear Window | 2 | 1 | 1 |
| Spare Tire Carrier - Slide-Out (4 x 2) (3) | 19 | -3 | 22 |
| Spare Tire Carrier - Slide-Out (4 x 4) (3) | 23 | -4 | 27 |
| Speed Control | 8 | 8 | 0 |
| Splash Guards - Plastic - Front or Rear | 4 | 2 | 2 |
| Splash Guards - Rubber - Front | 10 | 10 | 0 |
| Splash Guards - Rubber - Rear | 8 | 0 | 8 |
| Step Bumper | 78 | -31 | 109 |
| Step Glide - Out | 8 | 5 | 3 |
| Storage Compartment (In-Cab) Standard | 24 | 12 | 12 |
| Storage Compartment (In-Cab) Deluxe (Lined and Unlined) | 43 | 21 | 22 |
| Tonneau Cover | 11 | 1 | 10 |
| Transmission Oil Cooler - Economy | 4 | 5 | -1 |
| Transmission Oil Cooler - High Capacity | 7 | 8 | -1 |
| Transmission Oil Cooler - Extra High Capacity | 5 | 6 | -1 |
| Undercoating | 12 | 6 | 6 |
| Vent - Front Assembly (Econoline) | 7 1/2 | 5 1/2 | 2 |
| Vent - Rear Assembly (Econoline) | 7 1/2 | 2 | 5 1/2 |

(3) Does not include weight of tire. Adjust front and rear weight effect figures to include the tire-wheel and carrier total weight. Multiply this total by 1.2 to determine the rear weight effect.

October, 1979

COPYRIGHT © 1979 —

FORD MOTOR
COMPANY

—DEARBORN, MICHIGAN

NEW ISSUE

1973/79
TRUCK SERIES 100/500

INDEX

| PART NAME | GROUP NUMBER | PART NAME | GROUP NUMBER |
|-----------|--------------|-----------|--------------|
|-----------|--------------|-----------|--------------|

● This is a Body Group Number, Body Group Numbers are listed numeriacally following group 19B969 of this catalog.

| | | | |
|--|-----------------|---|---------|
| Adapter kit (rear step bumper) | 17A958 | License plate frame kit | 17A387 |
| Adapter kit (speed control) | 9A819 | Lighter kit (cigar) | 15A044 |
| Antenna kit (radio receiver) | 18813 | Mat (front floor) | ●13086 |
| Auxiliary air spring kit | 5A589 | Mirror kit (vanity) | 17A679 |
| Auxiliary fuel tank hardware kit | 9B149 | Moulding kit (door outside rear edge) | ●20910 |
| Ball kit (trailer hitch) | 19F503 | Mounting kit (stereo speaker & player) | 18808 |
| Bezel (air conditioner) | 19C872 | Outside rear view mirror kit | 17696 |
| Bumper guard kit | 17858, 17996 | Radio antenna kit | 18813 |
| Carrier kit (roof luggage) | ●55100 | Radio chassis assy. | 18806 |
| Chassis assy. (radio receiver) | 18806 | Radio receiver kit | 18805 |
| Child seat kit (tot guard) | 19E535 | Rail kit (pick-up box top) | ●32230 |
| Cigar lighter kit | 15A044 | Rear step bumper kit | 17906 |
| Compressor kit (air conditioner) | 19703 | Rear step bumper adapter kit | 17A958 |
| Condenser kit (air conditioner) | 19708 | Reflector flare kit | 19E500 |
| Coolant recovery kit | 8522 | Sliding rear window kit | ●422B30 |
| Cooler kit (transmission oil auxiliary) | 7K177 | Snow plow kit | 19E537 |
| Door edge guard kit | ●20910 | Snow plow light kit | 15312 |
| Drive kit (air conditioner) | 19B969 | Spare wheel carriage kit | 1440 |
| Evaporator & condenser kit (air conditioner) | 19B968 | Speaker and hardware kit (radio) | 18819 |
| Fire extinguisher kit | 19B540 | Speed control speedometer cable kit | 9A820 |
| Foam (air conditioner water impingement) | 19627 | Splash guard kit (rear wheel) | 16A550 |
| Frame kit (license plate) | 17A387 | Spotlight & bracket kit | 15313 |
| Free running hub kit | 1104 | Step kit glide out (body side) | ●20092 |
| Front floor mat | ●13086 | Stereo speaker & player mounting kit | 18808 |
| Guard kit (splash shield) | 16A550 | Tachometer kit | 17A326 |
| Hardware kit (auxiliary fuel tank) | 9B149 | Tonneau cover kit | ●501A42 |
| Hitch kit (trailer) | 19D520 | Trailer hitch kit | 19D520 |
| Hood top ornament kit | 16850 | Transmission oil cooler kit (auxiliary) | 7K177 |
| Horn kit | 13800 | Turn kit (snow plow hydraulic) | 19F502 |
| Instrument panel glove compartment | ●06010 | Vanity mirror kit | 17A679 |
| Jack assy. | 17080 | Vent kit (roof) | ●019A98 |
| KIT - refer to appropriate noun name | | Window kit (sliding back) | ●422B30 |
| For example | | | |
| Guard kit (splash shield) | 16A550 | | |

1973/79 ALPHABETICAL INDEX CHASSIS PARTS 1
TRUCK SERIES 100/500

INDEX

| PART NAME | GROUP NUMBER | PART NAME | GROUP NUMBER |
|---|-----------------|--|-----------------|
| Notes: Δ Refer to page 1 of Paint Section | | | |
| A | | A — Cont'd | |
| Absorber (steering shock) | 3E651 | Arm (front axle spindle) | 3130-1 |
| Accelerator assy. | 9725 | Arm (front bumper) | 17766-7 |
| Accumulator hose assy. (A/C refrigerant) | 19C836 | Arm (rear bumper) | 17787-8 |
| Actuator (backup lamp switch) | 15540 | Arm (rear view outside mirror) | 17742 |
| Actuator (courtesy lamp switch) | 13A786 | Arm (rear view outside mirror to mirror head) | 17743 |
| Actuator assy. (emission throttle positioner control) | 9F441 | Arm (steering) | 3146 |
| Actuator assy. (steering column lock) | 3E723 | Arm (steering gear sector shaft pitman) | 3590 |
| Actuator kit (P/S control valve) | 3783 | Arm (steering idler) | 3355 |
| Adapter (A/C refrigerant line) | 19D695 | Arm (trans. gearshift) | 7243, 7410 |
| Adapter (brake booster air control valve body) | 2326 | | |
| Adapter (brake master cylinder mounting) | 2B286 | Arm (trans. gearshift rocker) | 7410 |
| Adapter (carb. air cleaner air duct tube) | 9B676 | Arm (trans. reverse gear shifter) | 7243 |
| Adapter (eng. oil filler) | 6A868 | Arm (windshield wiper motor output) | 17A436 |
| Adapter (eng. oil filler hose) | 6A868 | Arm assy. (carb. metering rod) | 9D819 |
| Adapter (eng. oil filter) | 6881 | Arm assy. (front axle radius) | 3A360 |
| Adapter (eng. rear support) | 6C093 | Arm assy. (fuel pump rocker) | 9376 |
| Adapter (exhaust gas recirculating valve) | 9P753 | Arm assy. (spare wheel carrier) | 1432 |
| Adapter (fuel vapor purge tube to air cleaner) | 9D692 | Arm assy. (windshield wiper pivot) | 17526-7 |
| Adapter (axle shaft stud) | 1142 | Arm & pivot shaft assy. (windshield wiper mounting) | 17566-7 |
| Adapter (speedo.) | 17294 | | |
| Adapter (speedo. cable drive tip) | 17B322 | Armature (windshield wiper motor) | 17A485 |
| Adapter (thermostatic choke control inlet tube) | 9C786 | Armature assy. (starter motor) | 11005 |
| Adapter (transfer case) | 7A197 | Arrestor assy. (eng. crankcase vent flame) | 6A827 |
| Adapter (water temperature indicator sender) | 10911 | Axle (front) | 3006-7, 3010 |
| Adapter assy. (distributor base) | 12A217 | | |
| Adapter assy. (eng. oil filter) | 6881 | Axle assy. (front driving) | 3002 |
| Adapter assy. (steering gear control valve) | 3E608 | B | |
| Adapter kit (fuel tank vapor canister return) | 9B146 | Baffle (brake grease) | 2240 |
| Adapter kit (speed control) | 9A819 | Baffle (carb. automatic choke plate) | 9A539 |
| Adhesives | Δ | Baffle (eng. push rod crankcase vent) | 6A630 |
| Adjuster (P/S gear control valve spool) | 3B700 | Baffle (eng. valve push rod valley) | 6524 |
| Adjuster (rear axle differential bearing) | 4067 | Baffle (eng. valve spring oil) | 6524 |
| Adjuster (speed control connector) | 9C876 | Baffle (rear axle drive pinion oil) | 4670 |
| Adjuster (steering gear thrust bearing) | 3A670 | Baffle (trans. input shaft bearing oil) | 7040 |
| Air conditioner kits | 19B968-9 | Baffle (trans. output shaft ball bearing oil) | 7080 |
| Air conditioner refrigerant | Δ | Baffle assy. (radio speaker) | 18974 |
| Alternator (mounting parts) | 10A313 | Ball (carb. pump discharge check) | 9576 |
| Alternator regulator kit (replacement) | 10316 | Ball (clutch release equalizer shaft) | 7543 |
| Alternator assy. | 10300, 10346 | Ball (trailer hitch) | 19F503 |
| | | Ball (trans. coasting booster valve shuttle) | 7E195 |
| Ammeter (instrument cluster) | 10850 | Ball (trans. gearshift lever) | 7213 |
| Amplifier assy. (exhaust gas recirculation vacuum) | 9E451 | Ball (transfer case gearshift lever) | 7213 |
| Amplifier assy. (speed control) | 9D843 | Ball kit (steering gear worm) | 3647 |
| Anchor (wheel ornament screw) | 1A100 | Ball stud kit (P/S cylinder hydraulic control valve) | 3A533 |
| Antenna kit (radio) | 18813 | Band (starter motor cover) | 11126 |
| Anti-rattle (A/C regulator control) | 19D550 | Band assy. (trans. front) | 7A162 |
| Anti-squeak (spring) | 5586 | Band assy. (trans. intermediate) | 7D034 |
| Anti-theft kit (alarm) | 196514 | Band assy. (trans. rear) | 7A176 |
| Applique (wheel cover) | 1137 | Band assy. (trans. reverse) | 7D095 |
| Apron (front fender) | 16054-5 | Band & lining assy. (parking brake) | 2648 |
| Arm (accelerator pedal throttle) | 9798 | Bar (front fender apron to radiator support tie) | 16A124 |
| Arm (eng. valve rocker) | 6564 | Bar (front spring shackle) | 5468 |
| Arm (exhaust air supply pump belt adjustment) | 9B452 | Bar (fuel tank bracket tie) | 9A075 |
| | | Bar (spare wheel carrier stop) | 1496 |

ALPHABETICAL INDEX CHASSIS PARTS 1973/79
TRUCK SERIES 100/500

INDEX

| PART NAME | GROUP NUMBER | PART NAME | GROUP NUMBER |
|--|---------------------------------|--|--------------|
| Notes: Δ Refer to page 1 of Paint Section | | | |
| B — Cont'd | | B — Cont'd | |
| Bar assy. (clutch release equalizer) | 7528 | Bearing assy. (air compressor belt idler pulley) | 2873 |
| Bar assy. (front stabilizer) | 5482 | Bearing assy. (front axle spindle needle) | 3123 |
| Bar assy. (rear stabilizer) | 5A772 | Bearing assy. (steering column) | 3517 |
| Bar assy. (steering front track) | 3B239 | Bearing assy. (trans. countershaft front) | 7118 |
| Bar assy. (transfer case stabilizer) | 7F034 | Bearing assy. (trans. input shaft) | 4630 |
| Bar mounting kit (rear stabilizer) | 5C489 | Bearing assy. (trans. rear clutch sun gear front needle) | 7D480 |
| Base assy. (radio antenna) | 18936 | Bearing assy. (trans. sun gear thrust) | 7D234 |
| Battery | 10653-5 | Bearing & retainer kit (axle shaft) | 1225 |
| Battery (mounting parts) | 10732 | Bearing kit (coupling support) | 4840 |
| Bearing (A/C compressor pulley) | 2990 | Bearing kit (eng. camshaft) | 6A251 |
| Bearing (alternator front) | 10094, 10A303 | Bearing kit (P/S gear thrust) | 3D729-30 |
| Bearing (alternator rear) | 10A304 | Bearing retainer kit (front wheel lock) | 1198 |
| Bearing baffle | 4805 | Bellcrank (accelerator) | 9724 |
| Bearing (booster push rod) | 2385 | Bellcrank (parking brake) | 2A663 |
| Bearing (clutch pilot) | 7600 | Bellcrank (trans. kickdown control accelerator) | 7A188 |
| Bearing cone (transfer case rear output rear) | 4621 | Bellcrank assy. (trans. control) | 7A185 |
| Bearing (coupling shaft support) | 4840 | Bellcrank assy. (trans. shift) | 7A185 |
| Bearing (eng. camshaft) | 6261-3, 6267, 6270 | Bellcrank & bracket assy. (accelerator) | 9732 |
| Bearing (eng. connecting rod) | 6211 | Belt (alternator) | 8620 |
| Bearing (eng. crankshaft main) | 6333-7 | Belt (drive) | 8620 |
| Bearing (front axle spindle pin) | 3123 | Belt (fan) | 8620 |
| Bearing (head lamp adjusting ring) | 13B160 | Belt (P/S pump) | 8620 |
| Bearing (P/S gear control valve) | 3B673 | Bender (heater hose) | 18573 |
| Bearing (P/S gear input shaft) | 3D525 | Bezel (body side lamp) | 15A460 |
| Bearing (P/S gear worm) | 3E612 | Bezel (emergency warning switch) | 15C580 |
| Bearing (P/S pump rotor shaft) | 10094 | Bezel (fuel tank selector switch) | 9A389 |
| Bearing (rear axle driving pinion pilot) | 4625 | Bezel (headlamp switch) | 11649 |
| Bearing (rear axle electric shift drive screw) | 4094 | Bezel (heater blower switch) | 18598 |
| Bearing (rear wheel) | 1225 | Bezel (heater control) | 18A668 |
| Bearing (speedo. driven gear) | 17269 | Bezel (ignition switch) | 11584 |
| Bearing (starter motor drive end housing) | 11135 | Bezel (instrument cluster) | 10876 |
| Bearing (steering column release cam) | 3D581 | Bezel (instrument cluster control) | 10852 |
| Bearing (steering column shaft universal joint) | 3C668 | Bezel (instrument panel parking brake warning lamp) | 10A840 |
| Bearing (steering gear sector shaft) | 3B614 | Bezel (marker lamp switch) | 15469 |
| Bearing (steering gear worm thrust) | 3571 | Bezel (radio control) | 18842 |
| Bearing (transfer case countershaft) | 7025 | Bezel (radio speaker Fader control) | 18A842 |
| Bearing (transfer case input shaft) | 7065 | Bezel (speed control switch) | 9D782 |
| Bearing (transfer case output shaft) | 7127 | Bezel assy. (A/C register) | 19C784 |
| Bearing (trans. countershaft) | 7025, 7065, 7118, 7127 | Bezel assy. (light switch) | 10852 |
| Bearing (trans. countershaft gear pilot front) | 7118 | Blade assy. (windshield wiper) | 17528 |
| Bearing (trans. countershaft thrust rear) | 7C096 | Block (A/C refrigerant line) | 19D695 |
| Bearing (trans. rear clutch sun gear front) | 7-7507 | Block (anchor brake shoe adjusting spring) | 2A186 |
| Bearing (trans. reverse idler) | 7120, 7145 | Block (headlamp switch junction) | 11A648 |
| Bearing (trans. shift bellcrank) | 7341 | Block assy. (eng. cyl.) | 6010 |
| Bearing (trans. synchronizer clutch gear thrust) | 7C096 | Board (front running) | 16450-1 |
| | | Board kit (alternator printed circuit) | 10B301 |
| | | Body (brake booster control valve) | 2419 |
| | | Body (interior lamp) | 13788 |
| | | Body (trans. front band servo) | 7A094 |
| | | Body (trans. governor oil collector) | 7D220 |
| | | Body (trans. rear band servo) | 7B172 |
| | | Body assy. (brake booster) | 2366 |
| | | Body assy. (brake booster control) | 2327 |

1973/79
TRUCK SERIES 100/500

ALPHABETICAL INDEX CHASSIS PARTS

3

INDEX

| PART NAME | GROUP NUMBER | PART NAME | GROUP NUMBER |
|---|---------------|--|-----------------|
| Notes: Δ Refer to page 1 of Paint Section | | | |
| B — Cont'd | | B — Cont'd | |
| Body assy. (brake vacuum booster front) | 2329 | Bolt & nut kit (rear axle driving gear) | 4982 |
| Body assy. (locking hub) | 1K105 | Bond (radio frequency interference suppression) | 19A095 |
| Body assy. (rear lamp) | 13434-5 | Booster installation kit (power brake) | 2A091 |
| Body assy. (trans. governor) | 7C063 | Booster repair kit (power brake) | 2309 |
| Body & plugs assy. (fuel pump upper) | 9343 | Booster repair kit (rear brake control valve) | 2C238 |
| Body & socket assy. (interior lamp) | 13786 | Boot (accelerator shaft) | 9793 |
| Bolt (aux. spring tie) | 5702 | Boot (brake cylinder) | 2206 |
| Bolt (brake carrier plate) | 2216, 2248 | Boot (brake master cylinder) | 2180 |
| | | Boot (clutch master cylinder) | 2180 |
| Bolt (brake inlet, outlet and clutch fitting) | 2077 | Boot (courtesy lamp switch) | 13A759 |
| Bolt (brake master cyl. link rod) | 2462 | Boot (parking brake lever) | 2A713 |
| Bolt (driveshaft universal joint) | 4529 | Boot (parking brake valve cable) | 2A769 |
| Bolt (eng. connecting rod) | 6214 | Boot (steering column shaft coupling) | 3D510 |
| Bolt (eng. crankshaft main bearing cap) | 6345 | Boot (trans. gearshift lever) | 7277 |
| Bolt (eng. cylinder head) | 6065 | Boot (trans. gearshift lever to housing) | 7277 |
| Bolt (eng. flywheel to crankshaft) | 6379 | Boot assy. (trans. gearshift lever lower) | 7277 |
| Bolt (eng. front support insulator) | 6047 | Boot & insulator kit (P/S hydraulic control valve) | 3C651 |
| Bolt (eng. valve rocker arm shaft support) | 6A527 | Boot kit (brake master cylinder) | 2140 |
| Bolt (exhaust air supply crossover) | 9C481 | Boss (eng. oil level indicator) | 6751 |
| Bolt (front axle grease cap) | 4A145 | Boss (radiator drain lock repair) | 8120 |
| Bolt (front axle spindle arm) | 3C140 | Bowl (fuel filter) | 9355 |
| Bolt (front axle spindle arm seal) | 3A132 | Brace (air compressor) | 2888-9 |
| Bolt (front bumper) | 17758 | Brace (battery support-L.H.) | 10769 |
| Bolt (front spring tie) | 5345 | Brace (frame crossmember) | 5A095 |
| Bolt (fuel tank strap) | 9A010 | Brace (front axle pivot bracket) | 3B198 |
| Bolt (front wheel brake drum) | 1151 | Brace (front fender extension lower) | 16B152-3 |
| Bolt (hub) | 1118-9 | Brace (front fender to radiator support) | 16A023 |
| Bolt (lockout hub plate retaining) | 1A031 | Brace (hood latch support) | 16864 |
| Bolt (parking brake anchor clip adjusting) | 2616 | Brace (radiator grille guard to frame) | 8302-3 |
| Bolt (parking brake lever sector to shifter housing) | 2799 | Brace (radiator support to frame) | 8A364, 8A418 |
| Bolt (P/S control valve spool) | 3B130 | | 16340-1 |
| Bolt (P/S pump oil filter support or cover retaining) | 3601 | Brace (rear fender) | 16340-1 |
| | | Brace assy. (carb. air cleaner) | 9663 |
| Bolt (rear axle carrier) | 4560 | Brace assy. (rear view outside mirror) | 17A733-4 |
| Bolt (rear axle carrier to housing) | 4347 | Bracket (accelerator bellcrank stabilizer front) | 9D703 |
| Bolt (rear axle differential case) | 4216 | Bracket (accelerator bellcrank stabilizer rear) | 9D709 |
| Bolt (rear axle differential spider) | 4216 | Bracket (accelerator cable) | 9728 |
| Bolt (rear axle housing cover) | 4346 | Bracket (accelerator pedal) | 9A842 |
| Bolt (rear brake carrier plate) | 2248 | Bracket (accelerator pedal stop) | 9C818 |
| Bolt (rear bumper) | 17758 | Bracket (accelerator shaft) | 9728 |
| Bolt (rear view outside mirror support bracket) | 17386 | Bracket (A/C blower mounting) | 19A260 |
| Bolt (spare wheel carrier hinge) | 1471 | Bracket (accelerator shaft to dash) | 9A762 |
| Bolt (spare wheel mounting) | 1448 | Bracket (air brake pedal arm bumper) | 2448 |
| Bolt (spare wheel carrier support) | 1408 | Bracket (A/C blower mounting) | 19A260 |
| Bolt (spring clamp front and rear) | 5723 | Bracket (air by-pass valve) | 9B290 |
| Bolt (steering column tube flange) | 3641 | Bracket (A/C & heater control-vacuum motor) | 18A314 |
| | | Bracket (air compressor to cyl. block) | 2882 |
| Bolt (thru alternator) | 10A396 | Bracket (A/C condenser mounting) | 19B594 |
| Bolt (thru starter motor) | 11091 | Bracket (A/C control cover mounting) | 19C995 |
| | | Bracket (A/C dehydrator tank mounting) | 19B937 |
| Bolt (trans. over running clutch case) | 7D167 | Bracket (A/C evaporator case mounting) | 19A865 |
| Bolt (trans. rear band servo to case) | 7-7420 | Bracket (A/C evaporator core, mounting) | 19A639 |
| Bolt (transfer case gearshift lever to bracket) | 7A443 | Bracket (A/C evaporator outlet duct mounting) | 19B554 |
| Bolt (wheel hub) | 1107-8 | Bracket (A/C instrument panel register) | 19B942 |
| Bolt assy. (eng. oil filter adapter mounting) | 6894 | Bracket (A/C or heater control mounting) | 19C715 |

ALPHABETICAL INDEX CHASSIS PARTS 1973/79
TRUCK SERIES 100/500

INDEX

| PART NAME | GROUP NUMBER | PART NAME | GROUP NUMBER |
|--|--------------------|--|------------------|
| Notes: △ Refer to page 1 of Paint Section | | | |
| B — Cont'd | | B — Cont'd | |
| Bracket (A/C register switch mounting) | 19A949 | Bracket (fog lamp) | 15266 |
| Bracket (A/C thermostat mounting) | 19A685 | Bracket (frame side member) | 5K018 |
| Bracket (alt. regulator mounting) | 10337 | Bracket (frame to body) | 5077-8 |
| Bracket (aux. spring) | 5700 | Bracket (frame to body rear) | 5084 |
| Bracket (blower housing) | 19A623 | Bracket (frame to outlet pipe bracket) | 5277 |
| Bracket (backup lamp switch mounting) | 15517 | Bracket (frame to pickup box) | 5081 |
| Bracket (back window heat control mounting) | 18623 | Bracket (frame to spare wheel carrier) | 1453 |
| Bracket (battery clamp bolt) | 10A691 | Bracket (front axle mounting pivot) | 3B178 |
| Bracket (battery hold down clamp) | 10A705 | Bracket (front brake hose support) | 2082 |
| Bracket (belt idler pulley) | 8680 | Bracket (front fender brace) | 16224 |
| Bracket (blower housing) | 19A623 | Bracket (front fender mounting rear) | 16C078 |
| Bracket (body side lamp) | 15B421 | Bracket (front fender to cowl side) | 16A165 |
| Bracket (brake air pressure gauge) | 10K852 | Bracket (front spring shackle) | 5335-41 |
| Bracket (brake air reservoir mounting) | 2320 | Bracket (front spring wind-up bumper) | 5426 |
| Bracket (brake booster control valve) | 2B349 | Bracket (front stabilizer bar mounting) | 5C499 |
| Bracket (brake hose) | 2082 | Bracket (front suspension radius arm mounting) | 3B095 |
| Bracket (brake hose location) | 2K340 | Bracket (front suspension track bar mounting) | 3A093 |
| Bracket (brake line support) | 2A051 | Bracket (fuel tank guard) | 9K037 |
| Bracket (brake master cyl.) | 2280 | Bracket (fuel tank filler pipe) | 9040 |
| Bracket (brake pedal) | 2467 | Bracket (fuel filter) | 9180 |
| Bracket (brake pedal assist spring) | 7535 | Bracket (fuel tank heat shield) | 9K037 |
| Bracket (brake pedal return spring) | 2A214 | Bracket (fuel tank retaining) | 9146 |
| Bracket (brake pressure differential valve mounting) | 2B526 | Bracket (fuel tank support front) | 9A028 |
| Bracket (brake tube support) | 2A275 | Bracket (fuel tank support rear) | 9A041 |
| Bracket (brake vacuum check valve mounting) | 2B331 | Bracket (fuel vapor storage canister) | 9D665 |
| Bracket (carb. air cleaner support) | 9A627 | Bracket (fuel valve mounting) | 9B394 |
| Bracket (carb. dashpot mounting) | 9B550 | Bracket (hanger to frame) | 5277 |
| Bracket (carb. float bowl vent) | 9E520 | Bracket (headlamp door mounting) | 13A116 |
| Bracket (carb. throttle emission control solenoid) | 9J586 | Bracket (headlamp door retainer) | 13001 |
| Bracket (circuit breaker mounting) | 14A066 | Bracket (heater air damper door control) | 18A272 |
| Bracket (clutch master cyl. mounting) | 7A621 | Bracket (heater blower motor mounting) | 18564, 18C615 |
| Bracket (clutch pedal) | 2467 | Bracket (heater control instrument panel mounting) | 18B358 |
| Bracket (clutch pedal assist spring) | 7535, 7A644 | Bracket (heater control mounting) | 19A884 |
| Bracket (clutch pedal bumper) | 7504 | Bracket (heater core support) | 18K264 |
| Bracket (clutch release equalizer bar retracting spring) | 7542 | Bracket (heater damper door-air) | 18C678 |
| Bracket (clutch release equalizer lower) | 7A576 | Bracket (heater damper door) | 19D635 |
| Bracket (drive line heat shield) | 4A390 | Bracket (heater door control cable) | 18C434 |
| Bracket (emergency warning flasher switch) | 15595 | Bracket (heater hose support) | 18481 |
| Bracket (eng. front support extension mounting) | 6031 | Bracket (hood bumper mounting) | 16A714 |
| Bracket (eng. cable & tube mounting) | 6A662 | Bracket (hood hinge mounting on body) | 16A614-5 |
| Bracket (eng. crankcase vent hose clip) | 6788 | Bracket (inlet pipe to frame) | 5A246, 5277 |
| Bracket (eng. front support) | 5057-8, 6028-30 | Bracket (interior lamp mounting) | 13763 |
| Bracket (eng. front support extension) | 6031 | Bracket (lamp switch) | 13B756 |
| Bracket (eng. oil level indicator tube) | 6786 | Bracket (license plate mounting rear) | 17385 |
| Bracket (eng. rear support) | 6096 | Bracket (marker lamp mounting) | 15444 |
| Bracket (exhaust air supply pump mounting) | 9B450 | Bracket (muffler inlet pipe shield) | 5N205 |
| Bracket (exhaust air supply tube) | 9B481 | Bracket (muffler pipe to frame) | 5A206 |
| Bracket (exhaust gas recirculation reservoir) | 9F430 | Bracket (muffler to frame) | 5260 |
| Bracket (exhaust pipe to frame) | 5277 | Bracket (oil filler support) | 6A867 |
| | | Bracket (oil level indicator) | 6786 |
| | | Bracket (outlet pipe clamp) | 5260 |

1973/79
TRUCK SERIES 100/500

ALPHABETICAL INDEX CHASSIS PARTS

5

INDEX

| PART NAME | GROUP NUMBER | PART NAME | GROUP NUMBER |
|--|------------------|---|-----------------|
| Notes: Δ Refer to page 1 of Paint Section | | | |
| B — Cont'd | | B — Cont'd | |
| Bracket (outlet pipe extension to frame) | 5261 | Bracket (steering gear housing) | 3C694 |
| Bracket (outlet pipe to frame) | 5260, 5274 | Bracket (steering shock absorber) | 3E652-3 |
| Bracket (parking brake cable support) | 2649 | Bracket (tachometer cable) | 17361 |
| Bracket (parking brake control mounting) | 2A687, 2795 | Bracket (throttle control cable) | 9A866 |
| Bracket (parking brake equalizer) | 2631 | Bracket (throttle modulator mounting) | 9E730 |
| Bracket (parking brake to trans. case) | 2654 | Bracket (transfer case lever inner) | 7B106 |
| Bracket (pick-up box to frame mounting) | 5C044 | Bracket (transfer case mounting) | 7A444 |
| Bracket (power brake booster mounting) | 2031-2 | Bracket (transfer case mounting bracket support) | 7A051 |
| Bracket (P/S cyl. mounting) | 3A652 | Bracket (transfer case steady rest mounting) | 7A051 |
| Bracket (P/S hose) | 3C510 | Bracket (transfer case steady rest mounting to frame) | 7A444 |
| Bracket (P/S pump adjusting) | 3A732 | Bracket (trans. control cable) | 7B229 |
| Bracket (P/S reservoir) | 3490 | Bracket (trans. control selector shaft cable upper) | 7B019 |
| Bracket (radiator grille lower) | 8A123 | Bracket (trans. control to accelerator shaft) | 7A296 |
| Bracket (radiator grille mounting) | 8232 | Bracket (trans. gearshift idler lever) | 7205 |
| Bracket (radiator grille mounting upper) | 8A278 | Bracket (trans. gearshift tube) | 7318 |
| Bracket (radiator support mounting) | 5069-70 | Bracket (trans. gearshift tube & steering column) | 7318 |
| Bracket (radiator support to frame) | 8A291 | Bracket (trans. oil cooler mounting front) | 7B142 |
| Bracket (radiator support to radiator brace) | 8A058, 8A292 | Bracket (trans. oil cooler mounting rear) | 7B143 |
| Bracket (radio receiver mounting) | 18888 | Bracket (transfer case mounting) | 7F064, 7A444 |
| Bracket (radio speaker mounting) | 18815 | Bracket (turn indicator flasher mounting) | 13351 |
| Bracket (rear axle bumper) | 4731 | Bracket (vacuum gauge mounting) | 9C497 |
| Bracket (rear brake hose support) | 2073 | Bracket (volt meter indicator mounting) | 10847 |
| Bracket (rear bumper mounting inner) | 17B918 | Bracket (windshield washer reservoir mounting) | 17614, 17651 |
| Bracket (rear bumper mounting outer) | 17A881 | Bracket (wiring) | 14536 |
| Bracket (rear lamp) | 13469-71 | Bracket (windshield wiper motor mounting) | 17496 |
| Bracket (rear license plate) | 13406 | Bracket assy. (accelerator cable) | 9723 |
| Bracket (rear shock absorber lower) | 18132-3 | Bracket assy. (brake booster lever pivot) | 2B311 |
| Bracket (rear shock absorber to frame) | 18A045 | Bracket assy. (brake pedal link & lever) | 2031 |
| Bracket (rear shock absorber upper) | 18192 | Bracket assy. (brake tube support) | 2B358 |
| Bracket (rear spring shackle) | 5775 | Bracket assy. (carb. air shroud support) | 9C670 |
| Bracket (rear stabilizer bar) | 5486 | Bracket assy. (carb. throttle control) | 9764 |
| Bracket (rear view inside mirror) | 17698 | Bracket assy. (clutch idler bellcrank lever pivot) | 7B587 |
| Bracket (rear view outside mirror) | 17B713, 17727 | Bracket assy. (clutch pedal stop) | 7A530 |
| Bracket (relay mounting) | 14A301 | Bracket assy. (clutch release equalizer eng.) | 7A572 |
| Bracket (running board front) | 16470-1 | Bracket assy. (clutch release equalizer to frame) | 7507 |
| Bracket (seat belt warning actuator) | 14A575 | Bracket assy. (distributor vacuum valve) | 12A195 |
| Bracket (shock absorber upper) | 18035 | Bracket assy. (eng. gas recirculating vacuum amplifier) | 9E452 |
| Bracket (spare wheel lock) | 1A356 | Bracket assy. (eng. oil filler tube) | 6786 |
| Bracket (spare wheel support) | 1A409 | Bracket assy. (eng. oil level indicator tube) | 6786 |
| Bracket (speed control amplifier mounting) | 9D845 | Bracket assy. (frame to body) | 5A112-3 |
| Bracket (speed control regulator) | 9D772 | Bracket assy. (front shock absorber lower) | 18112-3 |
| Bracket (speed control sensor) | 9E719 | Bracket assy. (front shock absorber to frame upper) | 18183-4 |
| Bracket (speed control servo) | 9C736 | Bracket assy. (fuel tank) | 9046 |
| Bracket (speedo. cable support) | 17263 | Bracket assy. (rear lamp to frame) | 13433 |
| Bracket (stabilizer bar) | 5486 | Bracket assy. (rear shock absorber upper) | 18169 |
| Bracket (steering arm stop) | 3C653 | Bracket assy. (spare wheel carrier) | 1K360 |
| Bracket (steering column) | 3668, 3678 | Bracket assy. (speed control) | 9C757 |
| | | Bracket assy. (speed control vacuum tank) | 9E891 |
| | | Bracket assy. (transfer case lever) | 7N029 |
| | | Bracket assy. (transfer case stabilizer) | 7F035-6 |

ALPHABETICAL INDEX CHASSIS PARTS 1973/79
TRUCK SERIES 100/500

INDEX

| PART NAME | GROUP NUMBER | PART NAME | GROUP NUMBER |
|---|------------------------|--|----------------|
| Notes: △ Refer to page 1 of Paint Section | | | |
| B — Cont'd | | B — Cont'd | |
| Bracket assy. (trans. gearshift tube) | 7317 | Bushing (clutch pedal bellcrank lever) | 7B586 |
| Bracket assy. (trans. shift bellcrank) | 7C431 | Bushing (clutch pedal shaft) | 7508 |
| Bracket & insulator assy. (muffler inlet pipe) | 5A246 | Bushing (clutch pedal to idler lever rod) | 7526 |
| Bracket & insulator kit (muffler outlet pipe) | 5260 | Bushing (clutch release equalizer shaft) | 7517 |
| Bracket & strap assy. (fuel vapor storage canister) | 9D664 | Bushing (distributor housing) | 12120 |
| Bracket & switch assy. (backup lamp) | 15520 | Bushing (eng. connecting rod) | 6207 |
| Bracket & tee assy. (brake booster tube) | 2B503 | Bushing (eng. valve guide) | 6510 |
| Brake (parking brake cable) | 2530-1 | Bushing (exhaust thermostat control valve) | 9462 |
| Brake caliper repair kit (front wheel) | 2120 | Bushing (front axle spindle pin) | 3110 |
| Brake caliper support repair kit (front wheel) | 2120 | Bushing (front shock absorber) | 18197 |
| Breaker assy. (distributor) | 12151 | Bushing (front spring) | 5348 |
| Breaker assy. (electrical circuit glass tube) | 14526 | Bushing (front suspension track bar) | 3A116 |
| Breaker assy. (fuse electrical circuit) | 14526 | Bushing (front suspension upper arm ball joint adjusting) | 3B049 |
| Breaker assy. (fusible link wire type) | 14526 | | |
| Brush (starter motor) | 11056 | Bushing (front track bar) | 3A116 |
| Brush assy. (alternator) | 10347 | Bushing (front wheel spindle) | 3110 |
| Brush assy. (horn blowing ring) | 13A821 | Bushing (lockout hub) | 1A023 |
| Brush assy. (speed control) | 9C899 | Bushing (rear axle electric shift automatic switch to housing) | 4108 |
| Brush & holder (A/C compressor) | 2979 | | |
| Brush & terminal assy. (windshield wiper motor) | 17B566 | Bushing (rear shock absorber) | 18197 |
| Brush & terminal set (alternator) | 10347 | Bushing (spring) | 5781 |
| Brush set (alternator) | 10347 | Bushing (starter motor brush end plate) | 11052 |
| Brush set (starter motor) | 11057 | Bushing (starter motor drive end housing) | 11135 |
| Bulb (lamp) | 13465-6, 15220 | Bushing (steering column shaft) | 3C773 |
| | | Bushing (steering gear housing sector shaft) | 3576 |
| Bulb assy. (headlamp sealed beam) | 13007 | Bushing (terminal) | 14603 |
| Bumper (clutch & brake pedal) | 7583 | Bushing (trans. case) | 7025 |
| Bumper (front) | 17757 | Bushing (trans. control shaft to trans. rod) | 7A440 |
| Bumper (front axle) | 3020 | Bushing (trans. converter stator support) | 7B261 |
| Bumper (front spring) | 5460 | Bushing (trans. extension housing) | 7A034 |
| Bumper (hood) | 16758-63 | Bushing (trans. front clutch hub) | 7E059 |
| Bumper (rear) | 17906 | Bushing (trans. front oil pump) | 7B258 |
| Bumper (rear axle) | 3020, 4730, 5783 | Bushing (trans. front oil pump drive gear) | 7B259 |
| | | Bushing (trans. front pump support) | 7B261 |
| | | Bushing (trans. front pump support rear) | 7D018 |
| Bumper (steering column tube upper flange) | 3D656 | Bushing (trans. gearshift idler levers to shift rods) | 7343, 7C143 |
| Bumper guard kit (front or rear) | 17996 | | |
| Bumper assy. (cab rebound stop) | 5K392 | Bushing (trans. gearshift lever shaft) | 7335 |
| Bus bar assy. | 14A033 14A439 | Bushing (trans. gearshift selector tube lever) | 7335 |
| | | Bushing (trans. gearshift tube) | 7335 |
| Bushing (accelerator pedal hinge) | 9873 | Bushing (trans. input shaft) | 7120 |
| Bushing (accelerator pedal lever pivot) | 9C805 | Bushing (trans. intermediate brake drum) | 7D046 |
| Bushing (accelerator shaft) | 9A763 | Bushing (trans. kickdown bracket to trans. rod) | 7C484 |
| Bushing (axle pivot) | 3B177 | Bushing (trans. output shaft bearing retainer) | 7A034 |
| Bushing (brake booster) | 2372 | Bushing (trans. output shaft front) | 7B256 |
| Bushing (brake master cylinder) | 2474 | Bushing (trans. output shaft second speed gear) | 7193 |
| Bushing (brake pedal) | 2461, 2471 | Bushing (trans. planet support) | 7A132 |
| | | Bushing (trans. rear brake drum support) | 7B257 |
| Bushing (brake pedal bracket) | 2470 | Bushing (trans. rear oil pump body) | 7B260 |
| Bushing (brake vacuum booster push rod) | 2385 | Bushing (trans. reverse brake drum) | 7D001 |
| Bushing (carb. choke thermostat lever) | 9851 | Bushing (trans. reverse idler gear) | 7143 |
| Bushing (carb. throttle shaft) | 9B508 | Bushing (trans. sun gear) | 7D065 |
| Bushing (clutch master cylinder) | 2474 | Bushing (upper ball joint adjusting) | 3B049 |
| Bushing (clutch pedal) | 2461, 2471 | Bushing assy. (front brake caliper locating pin) | 2B517 |

1973/79
TRUCK SERIES 100/500

ALPHABETICAL INDEX CHASSIS PARTS

7

INDEX

| PART NAME | GROUP NUMBER | PART NAME | GROUP NUMBER |
|--|--------------|--|--------------|
| Notes: Δ Refer to page 1 of Paint Section | | | |
| B — Cont'd | | C — Cont'd | |
| Bushing & insulator kit (trans. gearshift selector arm) | 7343 | Cap (front spring seat) | 5A316 |
| Bushing & insulator repair kit (trans. gearshift selector arm) | 7343 | Cap (fuel vapor storage canister) | 9E602 |
| Bushing & pin assy. (steering idler arm support) | 3351 | Cap (intake manifold vacuum) | 9C492 |
| Bushing & pin kit (front axle spindle) | 3111 | Cap (P/S gear cylinder end) | 3A745 |
| Bushing kit (P/S cyl. piston rod end bushing) | 3C590 | Cap (P/S pump auxiliary reservoir) | 3A006 |
| Bushing repair kit (shock absorber) | 18198 | Cap (P/S pump relief valve) | 3-3627 |
| Button (distributor breaker plate support) | 12072 | Cap (radiator) | 8100 |
| Button (horn) | 13A805 | Cap (steering column position lock spring) | 3E518 |
| Buzzer assy. (seat belt warning) | 10B924 | Cap (steering column shaft coupling pin) | 3A529 |
| | | Cap (steering gear cylinder piston) | 3D530 |
| | | Cap (steering stop) | 3B279 |
| | | Cap (radiator overflow container) | 8K103 |
| | | Cap (trans. control housing) | 7220 |
| Cable (brake shoe adjusting lever) | 2A178 | Cap (trans. counter shaft rear bearing) | 7195 |
| Cable assy. (accelerator pedal to carb. throttle) | 9A758 | Cap (trans. gearshift lever housing) | 7220 |
| Cable assy. (A/C regulator) | 18518 | Cap (trans. gearshift tube) | 7319 |
| Cable assy. (battery) | 14300-1 | Cap (trans. steering column bracket) | 7319 |
| Cable assy. (battery to starter relay) | 14300 | Cap (universal joint knuckle dust) | 4710 |
| Cable assy. (battery universal type) | 14300 | Cap (water outlet) | 8A500 |
| Cable assy. (dash to eng. ground) | 14303 | Cap (wheel hub) | 1130 |
| Cable assy. (defroster air) | 18548 | Cap assy. (eng. oil filler & breather) | 6766 |
| Cable assy. (heater air) | 18552 | Cap assy. (fuel tank filler) | 9030 |
| Cable assy. (heater temperature) | 18518 | Cap assy. (locking hub) | 1K104 |
| Cable assy. | 16B898 | Cap assy. (P/S pump oil reservoir filler) | 3A006 |
| Cable assy. (parking brake rear) | 2A635 | Cap kit (P/S control valve spool centering spring) | 3C705 |
| Cable assy. (radio antenna lead-in) | 18812 | Capacitor (radio voltage regulator) | 18832 |
| Cable assy. (speed control) | 9A820 | Carburetor assy. | 9510 |
| Cable assy. (speedo.) | 9A820, | Carrier (battery) | 10732 |
| | 17260, | carrier (jack) | 10732 |
| | 17365, | Carrier (spare wheel) | 1433 |
| Cable & conduit (parking brake front) | 2853 | Carrier (transfer case differential) | 7A219 |
| Cable & conduit assy. (trans. selector control) | 7A650 | Carrier & bearing cap assy. (axle differential) | 4141 |
| Cable guide (automatic brake adjuster) | 2A179 | Carrier assy. (rear axle differential) | 4141 |
| Cable kit (battery booster) | 14300 | Carrier kit (spare wheel) | 1440 |
| Caliper (front wheel brake) | 2B338 | Case (rear axle differential gear support) | 4027, |
| Caliper repair kit (brake) | 2120 | | 4127 |
| | | Case assy. (front axle differential) | 4204 |
| | | Case assy. (rear axle differential) | 4204 |
| Cam (carb. fast idle) | 9597 | Case assy. (transfer) | 7005 |
| Cam (distributor) | 12210 | Case assy. (transmission) | 7005-6 |
| Cam (lockout hub actuating) | 1A053 | Chain (eng. timing) | 6268 |
| Cam (parking brake band) | 2632 | Chamber assy. (air cleaner resonance) | 9E805 |
| Cam (transfer case differential lockout) | 7F065 | Chamber assy. (heater air plenum) | 18471 |
| Cam (trans. high & intermediate shifter) | 7281 | Channel (spare wheel carrier) | 1443 |
| Cam (trans. low & reverse shifter) | 7283 | Channel assy. (A/C evaporator mounting) | 19C980 |
| Cam (turn indicator turn off) | 13318 | Chassis (radio receiver) | 18806 |
| Cam assy. (carb. fast idle) | 9597 | Choke (radio receiver suppression) | 18A952 |
| Cam kit (carb. fast idle) | 9597 | Cigar lighter kit | 15A044 |
| Cam plate (parking brake lever) | 2A142 | Circuit assy. (instrument cluster printed) | 10K843 |
| Camper wiring kit | 13A576 | Clamp (A/C dehydrator tank) | 19838 |
| Camshaft (eng.) | 6250 | Clamp (A/C hoses) | 19B679 |
| Camshaft & lever assy. (parking brake) | 2A710 | Clamp (A/C refrigerant line) | 19B679 |
| Canister assy. (fuel vapor storage) | 9D653 | Clamp (A/C tube support clip) | 19C862 |
| Cap (A/C charge valve) | 19D702 | Clamp (aux. spring) | 5703 |
| Cap (A/C compressor pulley) | 2894 | Clamp (battery hold down) | 10718 |
| Cap (brake master cylinder filler) | 2162 | Clamp (bracket to outlet pipe) | 5A231 |
| Cap (front axle spindle pin) | 3113 | | |
| Cap (front hub grease) | 1131 | | |

OCTOBER, 1979

COPYRIGHT © 1979—

FORD MOTOR

—DEARBORN, MICHIGAN

COMPANY

NEW ISSUE

INDEX

| PART NAME | GROUP NUMBER | PART NAME | GROUP NUMBER |
|---|--------------|---|--------------|
| Notes: Δ Refer to page 1 of Paint Section | | | |
| C — Cont'd | | C — Cont'd | |
| Clamp (brake vacuum booster body) | 2350 | Clevis (parking brake rod) | 2854 |
| Clamp (carburetor) | 9792 | Clevis (transmission throttle control rod single arm) | 7354 |
| Clamp (carburetor thermostatic choke housing) | 9842 | Clip (A/C tube support) | 19B632 |
| Clamp (crossover pipe to inlet pipe) | 5A231 | Clip (brake cable) | 2814 |
| Clamp (distributor terminal housing hold down) | 12144 | Clip (brake line) | 2244 |
| Clamp (distributor to cylinder head) | 12270 | Clip (brake shoe anti-rattle) | 2B164 |
| Clamp (exhaust) | 5A231 | Clip (brake system) | 2279 |
| Clamp (exhaust manifold to cylinder block) | 9443 | Clip (carb. accelerator pump link rod) | 9825 |
| Clamp (exhaust air supply tube) | 9D436 | Clip (carb. choke rod end retaining) | 9825-6 |
| Clamp (extension pipe to outlet pipe) | 5A231 | Clip (electrical wiring speedo. cable to frame) | 14577 |
| Clamp (front axle spindle connecting rod tube) | 3287 | Clip (hood support rod retaining) | 16828 |
| Clamp (front spring) | 5330 | Clip (speedo. drive gear retaining) | 17B336 |
| Clamp (front wheel spindle connecting rod ends) | 3287 | Clip (trans. diaphragm retainer) | 7F006 |
| Clamp (fuel pump hose) | 9171 | Clip (trans. oil pan screen retaining) | 7A097 |
| Clamp (heater hose) | 18572 | Clip (trans. vacuum diaphragm) | 7F006 |
| Clamp (hanger to outlet pipe) | 5A231 | Clip (trans. vacuum tube) | 7C072 |
| Clamp (hose) | 8287 | Clip (tube retention back-pressure transducer) | 9G477 |
| Clamp (intake manifold to cylinder block) | 9443 | Clip (turn indicator cover) | 13377 |
| Clamp (inlet pipe to bracket) | 5A231 | Clip (windshield wiper adapter & connecting arm) | 17531 |
| Clamp (inlet pipe to frame) | 5A231 | Clip (wire retainer) | 14A169 |
| Clamp (inlet pipe to muffler) | 5230 | Clip assy. (fuel line) | 9A317 |
| Clamp (jack hold down) | 17091 | Cluster assy. (instrument panel less instruments) | 9271 |
| Clamp (muffler & outlet pipe to bracket) | 5A231 | Clutch (trans. second & third speed synchronizer) | 7105 |
| Clamp (muffler & outlet pipe to frame) | 5260 | Clutch assy. (trans. overrunning) | 7A089 |
| Clamp (muffler & outlet pipe to hanger) | 5A215 | Clutch assy. (trans. planetary) | 7A089 |
| Clamp (muffler inlet pipe) | 5291 | Coil (starter motor field) | 11082-5 |
| Clamp (muffler to outlet pipe) | 5A231 | Coil assy. (ignition less mounting strap) | 12029 |
| Clamp (oil filler pipe) | 6A759 | Collar (brake adjusting link) | 2A191 |
| Clamp (outlet pipe extension to frame) | 5261 | Collar (brake vacuum booster push rod) | 2440 |
| Clamp (outlet pipe to frame) | 5A231 | Collar (distributor shaft) | 12195 |
| Clamp (rear axle electric shift control switch wire to gearshift lever) | 4091 | Compressor assy. (A/C) | 19703 |
| Clamp (rear spring) | 5724 | Compressor assy. (vacuum air horn) | 13801 |
| Clamp (rear view outside mirror arm) | 17733 | Condenser assy. (distributor) | 12300 |
| Clamp (speed control engagement switch) | 9C892 | Cone & roller (front axle differential bearing) | 4221-2 |
| Clamp (steering column) | 3507 | Cone & roller (front axle driving pinion) | 4621 |
| Clamp (steering column shaft lower coupling) | 3D699 | Cone & roller (front wheel bearing outer) | 1216 |
| Clamp (steering column to instrument panel) | 3668 | Cone & roller (front wheel inner bearing) | 1201 |
| Clamp (steering column tube to instrument panel bracket) | 3699 | Cone & roller (rear axle differential bearing) | 1244 |
| Clamp (steering gear ball return guide) | 3544 | Cone & roller (rear axle driving pinion) | 4621 |
| Clamp assy. (brake booster ring) | 2350 | Cone & roller (rear axle driving pinion bearing) | 4630 |
| Clamp assy. (brake vacuum booster hose) | 2344 | Cone & roller (transfer case front output shaft) | 7065 |
| Clamp assy. (rear shackle compensator) | 5A755 | Cone & roller (transfer case idler gear) | 7065 |
| Clamp & support assy. (brake booster vacuum reserve tank) | 2084 | Cone & roller (transfer case input shaft) | 7065 |
| Clamp kit (rear spring) | 5724 | Cone & roller assy. (rear wheel & differential bearing) | 1244 |
| Cleaner assy. (brake vacuum booster air) | 2363 | Cone & roller assy. (rear wheel outer bearing) | 1240 |
| Cleaner assy. (carburetor air) | 9600 | Connector (accelerator shaft to speed control) | 9B705 |
| Cleaners | Δ | Connector (A/C register) | 19C692 |
| Clear vision aids | Δ | Connector (brake pipe to rear axle housing) | 2074 |
| Clevis (parking brake cable adjusting) | 2854 | Connector (choke control inlet tube) | 9H56, |
| Clevis (parking brake lever to cross shaft rod) | 2857 | Connector (emission vacuum control) | 9C704 |
| | | | 9E499 |

1973/79
TRUCK SERIES 100/500

ALPHABETICAL INDEX CHASSIS PARTS

9

INDEX

| PART NAME | GROUP NUMBER | PART NAME | GROUP NUMBER |
|---|-------------------|--|---------------|
| Notes: Δ Refer to page 1 of Paint Section | | | |
| C — Cont'd | | C — Cont'd | |
| Connector (eng. to trans. vacuum tube front & rear) | 7F023, 7B086-7 | Cover (alternator brush) | 10B367 |
| Connector (fuel vapor tube female) | 9D685 | Cover (alternator terminal) | 10A375 |
| Connector (heater inlet hose) | 18A568 | Cover (battery) | 10A653 |
| Connector (parking brake cable) | 2A790 | Cover (brake adjusting hole) | 2092 |
| Connector (P/S pump) | 3R608 | Cover (brake booster reservoir) | 2162 |
| Connector (P/S pump reservoir return) | 3-3542 | Cover (brake cylinder) | 2055 |
| Connector (trans. oil tube) | 7D273 | Cover (brake pedal pad) | 2A487 |
| Connector (voltage regulator) | 10A730 | Cover (camper wiring plug) | 14A428 |
| Connector (windshield wiper hose) | 17489 | Cover (carb. choke control diaphragm) | 9J554 |
| Connector (wire) | 14488 | Cover (carb. economizer valve) | 9930 |
| Connector assy. (A/C outlet) | 19C988 | Cover (clutch housing dust) | 7564 |
| Connector assy. (emission vacuum control) | 9E498 | Cover (clutch housing vent opening) | 7518 |
| Connector assy. (exhaust gas recirculating vacuum control) | 9E455 | Cover (eng. valve push rod) | 6519 |
| Connector assy. (trans. oil tube) | 7D273 | Cover (front axle housing) | 4033 |
| Connector assy. (wiring) | 14487 | Cover (fuel pump diaphragm pulsator) | 9A359 |
| Connector kit (trailer wiring) | 14A347 | Cover (heater blower) | 18462 |
| Contact (horn button) | 3631 | Cover (heater hose) | 18C267 |
| Contact & spring assy. (horn blowing) | 13864 | Cover (heater switch opening) | 18607 |
| Contact terminal assy. (power door locks) | 14A658 | Cover (P/S control valve) | 3A729 |
| Container (radiator overflow) | 8K103 | Cover (P/S pump reservoir) | 3A582 |
| Control (trans. main) | 7A100 | Cover (radiator grille guard brace opening) | 8B323 |
| Control (radio rear seat speaker volume) | 18972 | Cover (rear axle electric shift drive screw bearing) | 4074 |
| Control assy. (A/C) | 19980 | Cover (rear axle electric shift housing) | 4052 |
| Control assy. (carb. choke) | 9700 | Cover (rear axle housing) | 4033 |
| Control assy. (carb. throttle) | 9775 | Cover (starter motor plunger) | 11060 |
| Control assy. (heater) | 18549 | Cover (steering column bracket) | 3E532 |
| Control assy. (parking brake) | 2780-1 | Cover (steering column position control) | 3D505 |
| Control assy. (trans. main) | 7A100 | Cover (steering gear sector shaft housing) | 3580, 3583 |
| Control assy. (windshield wiper) | 17470 | Cover (steering gear shaft & worm) | 3568, 3597 |
| Converter assy. (trans.) | 7902 | Cover (thermostatic choke heat supply) | 9A705 |
| Coolant recover kit | 8522 | Cover (transfer case P.T.O.) | 7165 |
| Cooler (trans. oil) | 7A095 | Cover (transfer case rear idler shaft) | 7085 |
| Cooler assy. (P/S oil) | 3D746 | Cover (trans. control selector indicator) | 7A004 |
| Cooler & bracket assy. (trans. oil) | 7870 | Cover (trans. converter housing lower) | 7986 |
| Cooling system aids | Δ | Cover (trans. governor inspection) | 7-7138 |
| Core (speedo. drive) | 17262 | Cover (trans. intermediate band servo) | 7D027 |
| Core assy. (A/C condenser) | 19712 | Cover (trans. intermediate brake band) | 7D027 |
| Core assy. (A/C evaporator) | 19860 | Cover (trans. oil pressure regulator body) | 7A141 |
| Core assy. (heater) | 18476 | Cover (trans. P.T.O.) | 7165 |
| Countershaft (transfer case) | 7111 | Cover (trans. rear oil pump) | 7A152 |
| Countershaft (transfer case range box) | 7111 | Cover (trans. reverse band servo piston) | 7D036 |
| Countershaft (trans.) | 7111 | Cover (turn indicator switch wiring) | 13376 |
| Countershaft (trans. aux.) | 7111 | Cover (water pump) | 8508 |
| Coupling (frame fuel line) | 9B321 | Cover (wheel hub) | 1130 |
| Coupling (steering gear input shaft to steering column shaft) | 3A525 | Cover (windshield washer reservoir) | 17632 |
| Coupling assy. (A/C self-sealing) | 19B595-6 | Cover (windshield wiper motor gear) | 17A511 |
| Cover (blower motor) | 18515 | Cover assy. (A/C control) | 19C993 |
| Cover (A/C evaporator core front housing) | 19A575 | Cover assy. (A/C evaporator expansion valve) | 19C985 |
| Cover (A/C evaporator housing top rear) | 19D600 | Cover assy. (battery filler cap) | 10720 |
| Cover (A/C evaporator thermostat) | 19736 | Cover assy. (carb. accelerator pump) | 9528 |
| Cover (A/C evaporator thermostat tube) | 19D564 | Cover assy. (eng. cylinder front) | 6019 |
| Cover (accelerator pedal pad) | 9735 | Cover assy. (eng. flywheel housing) | 6366 |
| | | Cover assy. (eng. valve rocker arm) | 6582 |
| | | Cover assy. (fuel tank filler opening) | 9080 |
| | | Cover assy. (fuse junction panel box) | 14A076 |

OCTOBER, 1979

COPYRIGHT © 1979—

FORD MOTOR

—DEARBORN, MICHIGAN

COMPANY

NEW ISSUE

ALPHABETICAL INDEX CHASSIS PARTS 1973/79
TRUCK SERIES 100/500

INDEX

| PART NAME | GROUP NUMBER | PART NAME | GROUP NUMBER |
|---|------------------------|---|-----------------|
| Notes: Δ Refer to page 1 of Paint Section | | | |
| C — Cont'd | | C — Cont'd | |
| Cover assy. (heater blower housing) | 18A295 | Cylinder repair kit (brake) | 2128, 2221-2 |
| Cover assy. (heater core case) | 18B299 | | |
| Cover assy. (heater housing rear) | 18B447 | Cylinder repair kit (brake master) | 2004 |
| Cover assy. (P/S pump housing) | 3A698 | D | |
| Cover assy. (wire connector) | 14A593 | Damper (trans. shift tube vibration) | 7-7205 |
| Cover kit (axle housing) | 4033 | Damper assy. (eng. crankshaft) | 6316 |
| Cover kit (steering wheel) | 3L600 | Dashpot assy. (carb.) | 9B549 |
| Cover & brush assy. (alternator) | 10B363 | Decal (fan warning) | 8653 |
| Cover & starter ring gear assy. (trans. converter) | 7950 | Deflector (front axle driving pinion oil seal) | 4859 |
| Cover plate (radiator support opening) | 8C110 | Deflector (heater inlet) | 18669 |
| Covering (brake tube) | 2B452 | Deflector (radiator air) | 8326-7 |
| Crankshaft assy. (eng.) | 6303 | Deflector (rear axle driving pinion oil seal) | 4859 |
| Cross member (frame) | 5025-37 | Dehydrator & receiver tank assy. (A/C) | 19959 |
| Cross member (frame to radiator support) | 5B000 | Detent (air brake shoe actuator adjusting) | 2B008 |
| Cross member (sub frame) | 5A353 | Dial (trans. control selector) | 7B033 |
| Cup (booster hydraulic cylinder piston) | 2408 | Diaphragm (booster plate & valve body) | 2A365 |
| Cup (brake booster vacuum control valve piston) | 2399 | Diaphragm (brake vacuum booster body) | 2394 |
| Cup (brake cylinder) | 2201 | Diaphragm (brake vacuum booster control valve) | 2A365, 2391 |
| Cup (brake master cylinder secondary) | 2170 | | |
| | | Diaphragm (fuel pump pulsator) | 9A358 |
| Cup (brake shoe hold down spring) | 2066 | Diaphragm assy. (carb. accelerator pump) | 9B559 |
| Cup (brake vacuum booster hydraulic cylinder piston) | 2408 | Diaphragm assy. (distributor) | 12370 |
| | | Diaphragm assy. (fuel pump) | 9398 |
| Cup (distributor oil) | 10141 | Diaphragm assy. (trans. vacuum throttle valve) | 7A377 |
| Cup (front wheel inner bearing) | 1202 | Differential (bearing adjusting shim kit) | 4067 |
| Cup (front wheel outer bearing) | 1217 | Differential (case kit) | 4204 |
| Cup (rear axle differential bearing) | 1239, 1243, 4222 | Differential (parts kit) | 4215 |
| | | Differential assy. (rear axle) | 4200 |
| Cup (rear axle driving pinion bearing) | 4616 | Differential assy. (rear axle traction-loc) | 4026 |
| Cup (steering gear lower bearing) | 3553 | Differential & pinion (shim kit) | 4067 |
| Cup (steering gear upper bearing) | 3552 | Differential side gears & pinions kit (rear axle) | 4237 |
| Cup (transfer case front output shaft housing) | 1202 | Diode (alternator negative) | 10378 |
| Cup (transfer case idler gear bearing) | 1217 | Diode (alternator positive) | 10374 |
| Cup (transfer case rear output bearing) | 4616 | Disc (radio receiver tone control) | 18830 |
| Cup (transfer case rear output shaft bearing) | 7169 | Disc (rear axle differential clutch) | 4945 |
| Cup (trans. input shaft bearing) | 4628 | Disc assy. (brake vacuum booster control valve) | 2308, 2384 |
| Cup & magnet assy. (windshield wiper motor) | 17B584 | Disc assy. (clutch) | 7550 |
| Cushion (radiator grille opening side panel mounting) | 8A320 | Discharge line (A/C compressor to condenser) | 19972 |
| | | Distributor assy. | 12127 |
| Cylinder (brake booster diaphragm plate) | 2417 | Distributor repair kit | 12000 |
| Cylinder (brake booster hydraulic) | 2425 | Door (backup lamp) | 15513 |
| Cylinder (clutch slave) | 7A508 | Door (cargo lamp) | 15513 |
| Cylinder (trans. clutch) | 7A360 | Door (defroster air) | 18A478 |
| Cylinder assy. (booster) | 2425 | Door (headlamp) | 13064 |
| Cylinder assy. (brake) | 2061, 2261-2 | Door (heater air outlet) | 18A419 |
| | | Door (heater air vent) | 18A560 |
| Cylinder assy. (brake master) | 2140 | Door (parking lamp) | 13210 |
| Cylinder assy. (clutch master) | 7A542-3 | Door (rear lamp) | 13489 |
| Cylinder assy. (engine) | 6009 | Door (rear license plate lamp) | 13566 |
| Cylinder assy. (P/S hydraulic control) | 3A540 | Door assy. (A/C control access) | 19C997 |
| Cylinder & key assy. (ignition switch lock) | 11582 | Door assy. (heater air damper) | 18A361 |
| | | Door assy. (heater air temperature control) | 18B545 |

1973/79 ALPHABETICAL INDEX CHASSIS PARTS 11
TRUCK SERIES 100/500

INDEX

| PART NAME | GROUP NUMBER | PART NAME | GROUP NUMBER |
|--|--------------|---|--------------|
| Notes: △ Refer to page 1 of Paint Section | | | |
| D — Cont'd | | E — Cont'd | |
| Door assy. (heater blower) | 18B254 | Exterior paint | △ |
| Door assy. (air inlet damper A/C & htr) | 18752 | Extension (clutch release rod) | 7A504 |
| Door & seal assy. (heater & A/C damper) | 18D293 | Extension (exhaust outlet pipe) | 5263 |
| Door assy. (A/C & htr. outlet duct upper) | 19A760 | Extension (frame side member) | 5023 |
| Dowel (eng. cylinder block) | 6397 | Extension (front fender rear lower) | 16B160-1 |
| Dowel (eng. cylinder head to cylinder block) | 6A008 | Extension (front fender & radiator support) | 16C152-3 |
| Draincock (radiator or cylinder block) | 8115 | Extension (steering column tube flange) | 3790 |
| Drive spring kit (rear axle electric shift) | 4081 | Extension (tire valve) | 1705 |
| Drive assy. (starter motor) | 11350 | Extension assy. (A/C feed-blower motor) | 19D605 |
| Drum (front brake) | 1125 | Extension assy. (clutch master cylinder push rod) | 7538 |
| Drum (parking brake) | 2614 | Extension assy. (parking brake cable) | 2A793 |
| Drum (rear axle oil collector) | 4028 | F | |
| Drum (rear brake) | 1126 | Fan (alternator pulley) | 10A310 |
| Drum assy. (trans. intermediate brake) | 7D044 | Fan assy. (exhaust air supply) | 9C472 |
| Drum assy. (trans. reverse brake) | 7C498 | Fan assy. (heater blower) | 18504 |
| Drum & planetary gear assy. (trans. rear brake) | 7A398 | Fan blade assy. | 8600 |
| Drum & secondary sun gear assy. (trans. front brake) | 7A626 | Fender (front) | 16005-6 |
| | | Fender (rear) | 16312-3 |
| Duct (A/C evaporator to inst. panel register) | 19926 | Field (A/C compressor with pilot bushing) | 2987 |
| Duct (A/C roof side front) | 19D576 | Filler (carb. accelerator pump cavity) | 9F565 |
| Duct (A/C roof side rear) | 19D577 | Filler (front fender rear) | 16A016-7 |
| Duct assy. (A/C evaporator outlet) | 19C633 | Filter (air cleaner) | 9601 |
| Duct assy. (A/C evaporator to register) | 19B680 | Filter (exhaust gas recirculating) | 9E491 |
| Duct assy. (A/C roof side center) | 19901 | vacuum control valve) | |
| Duct assy. (aux. A/C & heater inlet) | 18D349 | Filter (crankcase emission) | 9D697 |
| Duct assy. (aux. A/C & heater outlet) | 18D352 | Filter (gauge fuel tank unit) | 9A011 |
| Duct assy. (heater air inlet) | 18B259 | Filter (instrument cluster lamp) | 10B870 |
| Duct assy. (heater air outlet) | 18633, | Filter assy. (crankcase vent) | 9D695 |
| | 18C297 | Filter assy. (fuel) | 9155 |
| Duct assy. (heater outlet to floor) | 18C433 | Filter assy. (P/S pump oil) | 3C602 |
| Duct & valve assy. (air cleaner air) | 9A626 | Finger (trans. shaft control) | 7C124 |
| Dusting cloth | △ | Fire extinguisher kit | 19B540 |
| E | | Fitting (A/C refrigerant lines) | 19D695 |
| Eccentric (camshaft fuel pump drive) | 6287 | Fitting (brake manifold) | 2534 |
| Economizer kit (carb.) | 9A565 | Fitting (brake master cylinder outlet) | 2076 |
| Elbow (brake booster) | 4087 | Fitting (clutch master cylinder outlet) | 2076 |
| Elbow (eng. crankcase vent hose) | 6762,6767 | Fitting (heater hose connection) | 9A455 |
| Elbow (exhaust air supply pump outlet) | 9C475 | Fitting (intake manifold to carb. spacer) | 9A455 |
| Elbow (fuel tank filler pipe) | 9A141 | Fitting (oil pressure sender to eng. governor) | 9B339 |
| Elbow (fuel tank vent tube) | 9170 | Fitting assy. (intake manifold vacuum outlet) | 9A474 |
| Elbow (fuel vapor storage canister vent connection) | 9E796 | Fitting (P/S pump valve outlet) | 3D654 |
| Elbow (heater hose) | 18599 | Fitting kit (P/S control valve hose) | 3C656 |
| Electrolyte (battery) | 10656 | Flange (coupling shaft universal joint) | 4865 |
| Element assy. (carb. or eng. air cleaner) | 9601 | Flange (starter motor coil retainer) | 11106 |
| Element assy. (cigar lighter) | 15054 | Flange (steering column tube) | 3511 |
| Element assy. (eng. oil filter) | 6731 | Flange (trans. output shaft) | 7089, |
| Element assy. (fuel filter) | 9365 | | 7B198 |
| Element assy. (oil reservoir filter) | 3C602 | Flange (transfer case output shaft) | 7B214 |
| Emblem assy. (steering wheel hub) | 3649 | Flange (universal joint spline) | 7089 |
| End (front wheel spindle connecting rod) | 3A130-1 | Flange (wheel rim) | 1099 |
| Engine assy. | 6007 | Flange (yoke) | 4866 |
| Engine reconditioning paint | △ | Flange assy. (rear axle u/joint) | 4851 |
| Engine starting fluid | △ | Flange assy. (steering column lower) | 3D651 |
| Equalizer (parking brake cable) | 2A602 | Flange & retainer assy. (steering column tube) | 3B580 |
| Expander & spring assy. (brake cyl. piston return) | 2204 | Flasher assy. (turn indicator) | 13350 |
| | | Float assy. (carb.) | 9550 |

INDEX

| PART NAME | GROUP NUMBER | PART NAME | GROUP NUMBER |
|--|-----------------|--|---------------|
| Notes: △ Refer to page 1 of Paint Section | | | |
| F — Cont'd | | G — Cont'd | |
| Fork (rear axle differential shift) | 4045 | Gasket (front brake grease baffle) | 1193 |
| Fork (transfer case gearshift) | 7289 | Gasket (front wheel hub) | 1001 |
| Fork (transfer case high & low range shift) | 7289 | Gasket (front wheel hub & grease cap) | 1153 |
| Fork (transfer case lock shift chain drive) | 7289 | Gasket (fuel filter bowl) | 9364 |
| Fork (trans. gear shifter) | 7230-1, 7289 | Gasket (fuel gauge tank unit) | 9276 |
| | | Gasket (fuel pump discharge hose retainer) | 9A375 |
| Fork & shaft (trans. gear shifter) | 7230-1 | Gasket (fuel pump mounting) | 9417 |
| Frame (license plate) | 17A387 | Gasket (fuel tank filler to quarter panel) | 9076 |
| Frame assy. | 5005-6 | Gasket (fuel vapor valve) | 9J588 |
| Fuel line | 9282 | Gasket (headlamp mounting) | 13044 |
| | | Gasket (heater core tube) | 18596 |
| G | | Gasket (heater to dash) | 18570 |
| Gasket (air cleaner to carb.) | 9654 | Gasket (heater defroster nozzle) | 18547 |
| Gasket (alternator brush cover) | 10B368 | Gasket (intake manifold to cylinder block) | 9461 |
| Gasket (backup lamp lens) | 15510 | Gasket (intake manifold to cylinder head) | 9439-41 |
| Gasket (body side lamp housing) | 15A447 | Gasket (lockout hub housing) | 1A021 |
| Gasket (booster slave cylinder body) | 2373 | Gasket (manifold) | 9450 |
| Gasket (A/C register) | 9A775 | Gasket (marker lens) | 15A402 |
| Gasket (booster vacuum control valve body cover) | 2479 | Gasket (parking lamp lens) | 13211 |
| Gasket (brake & clutch system) | 2151-4 | Gasket (P/S pump oil reservoir cover) | 3A642 |
| Gasket (brake booster) | 2373, 2437 | Gasket (P/S pump cover) | 3A760 |
| | | Gasket (rear axle differential carrier) | 4035 |
| Gasket (brake booster diaphragm) | 2167 | Gasket (rear axle driving pinion bearing sleeve) | 4662 |
| Gasket (brake booster hydraulic cylinder) | 2493 | Gasket (rear axle driving pinion grease retainer support) | 4507 |
| Gasket (brake liner connector) | 2149 | Gasket (rear axle driving pinion shaft oil slinger) | 4671 |
| Gasket (brake master cylinder filler cap) | 2167 | Gasket (rear axle electric shift drive screw bearing cover) | 4092 |
| Gasket (brake splash shield) | 2B160 | Gasket (rear axle electric shift motor cover) | 4104 |
| Gasket (carb.) | 9447 | Gasket (rear axle housing to cover) | 4036 |
| Gasket (carb. booster venturi support) | 9A536 | Gasket (rear axle shaft) | 1001 |
| Gasket (carb. economizer) | 9A588 | Gasket (rear axle shift fork opening cover) | 4073 |
| Gasket (carb. economizer cover) | 9563 | Gasket (rear lamp lens) | 13461 |
| Gasket (carb. float bowl) | 9561 | Gasket (rear license plate lamp) | 13568 |
| Gasket (carb. fuel inlet needle seat) | 9569 | Gasket (rear view outside mirror) | 17724 |
| Gasket (carb. thermostatic choke control) | 9853 | Gasket (rear wheel backing plate) | 1001 |
| Gasket (carb. thermostatic choke housing) | 9871 | Gasket (rear wheel bearing retainer) | 1001 |
| Gasket (carb. throttle body to main body) | 9516 | Gasket (speedo. case) | 17303 |
| Gasket (carb. to intake manifold spacer) | 9C477 | Gasket (starter motor plunger cover) | 11065 |
| Gasket (distributor base) | 12143 | Gasket (steering gear sector shaft cover) | 3581 |
| Gasket (eng. cylinder front cover) | 6020 | Gasket (steering gear worm cover) | 3593, 3595 |
| Gasket (eng. cylinder head) | 6051 | | |
| Gasket (eng. flywheel housing) | 6435 | Gasket (thermostatic choke heat supply cover) | 9903 |
| Gasket (eng. oil filter adapter) | 6840, 6A636 | Gasket (transfer case bearing retainer) | 7181 |
| | | Gasket (transfer case differential housing) | 7086 |
| Gasket (eng. oil filter center bolt to cover) | 6749 | Gasket (transfer case intermediate bearing retainer) | 7086 |
| Gasket (eng. oil pan) | 6710 | Gasket (transfer case poppet plate retainer) | 7181 |
| Gasket (eng. oil pan drain plug) | 6734 | Gasket (transfer case poppet spring screw) | 7181 |
| Gasket (eng. oil pump inlet tube) | 6626 | Gasket (transfer case P.T.O.) | 7166 |
| Gasket (eng. oil pump to block) | 6659 | Gasket (transfer case rear output shaft rear bearing retainer) | 7086 |
| Gasket (eng. valve push rod cover) | 6521 | | |
| Gasket (eng. valve rocker arm cover) | 6584 | Gasket (transfer case to range box case) | 7086 |
| Gasket (exhaust air supply tube upper) | 9C435 | Gasket (trans. countershaft bearing cap rear) | 7181 |
| Gasket (exhaust gas recirculating valve) | 9D476 | Gasket (trans. drain plug) | 7181 |
| Gasket (exhaust gas recirculating valve adapter) | 9E464 | Gasket (trans. extension housing) | 7086 |
| Gasket (exhaust manifold) | 9448 | Gasket (trans. extension housing to case) | 7086 |
| Gasket (exhaust manifold heat shield) | 9448 | | |
| Gasket (front axle housing to cover) | 4036 | | |

1973/79
TRUCK SERIES 100/500

ALPHABETICAL INDEX CHASSIS PARTS 13

INDEX

| PART NAME | GROUP NUMBER | PART NAME | GROUP NUMBER |
|--|---------------|---|---------------|
| Notes: Δ Refer to page 1 of Paint Section | | | |
| G — Cont'd | | G — Cont'd | |
| Gasket (trans. extension housing to rear oil pump) | 7086 | Gauge assy. (oil pressure instrument panel unit) | 9273 |
| Gasket (trans. front oil pump to case) | 7A136 | Gauge kit (eng. vacuum) | 10B944 |
| Gasket (trans. gearshift housing) | 7223 | Gear (distributor driven) | 12390 |
| Gasket (trans. gearshift housing cap) | 7207 | Gear (eng. camshaft) | 6256 |
| Gasket (trans. gearshift lever housing to gearshift housing) | 7185 | Gear (eng. crankshaft) | 6306 |
| Gasket (trans. governor cover) | 7B391 | Gear (eng. flywheel ring) | 6384 |
| Gasket (trans. governor inspection cover to extension housing) | 7B391 | Gear (front axle differential pinion) | 4215 |
| Gasket (trans. housing gearshift) | 7223 | Gear (front axle differential side) | 4236 |
| Gasket (trans. input shaft bearing retainer) | 7051 | Gear (front axle shaft drive) | 1245 |
| Gasket (trans. intermediate band servo) | 7D026 | Gear (rear axle differential planetary) | 4229 |
| Gasket (trans. oil pan) | 7A191 | Gear (rear axle differential side) | 4236 |
| Gasket (trans. oil pan screen) | 7E062 | Gear (rear axle sliding clutch) | 4055 |
| Gasket (trans. oil pan to case cork) | 7A191 | Gear (transfer case chain constant drive) | 7A029 |
| Gasket (trans. oil pump cover to case) | 7A136 | Gear (transfer case countershaft) | 7113 |
| Gasket (trans. oil pump to case) | 7A136 | Gear (transfer case countershaft cluster) | 7113 |
| Gasket (trans. output shaft bearing retainer) | 7086, 7181 | Gear (transfer case differential pinion) | 7C416 |
| Gasket (trans. P.T.O. cover) | 7166 | Gear (transfer case differential side) | 7061 |
| Gasket (trans. rear oil pump to case) | 7A222 | Gear (transfer case front and rear output shaft sliding clutch) | 7100 |
| Gasket (trans. throttle control valve) | 7B426 | Gear (transfer case front output shaft) | 7100 |
| Gasket (trans. to transfer case) | 7086 | Gear (transfer case idler shaft) | 7142 |
| Gasket (trans. valve body separator plate) | 7D100 | Gear (transfer case input drive) | 7017 |
| Gasket (water outlet connection) | 8255 | Gear (transfer case input shaft) | 7024, 7158 |
| Gasket (water outlet connection assortment) | 8255 | Gear (transfer case intermediate drive) | 7100 |
| Gasket (water pump cover) | 8513 | Gear (transfer case sprocket drive and output shaft drive) | 7177 |
| Gasket (water pump housing & cylinder) | 8507 | Gear (trans. countershaft) | 7177 |
| Gasket & oil seal repair kit (trans.) | 7153 | Gear (trans. countershaft cluster) | 7113 |
| Gasket & "O" ring repair kit (trans. external) | 7C288 | Gear (trans. countershaft drive) | 7177 |
| Gasket kit (A/C compressor) | 19B684 | Gear (trans. countershaft fourth speed) | 7144 |
| Gasket kit (rear axle) | 4A109 | Gear (trans. first and second speed) | 7100 |
| Gasket set (carb.) | 9502 | Gear (trans. first speed) | 7100 |
| Gasket set (eng. complete overhaul) | 6008 | Gear (trans. forward ring) | 7D392 |
| Gasket set (engine lower) | 6E078 | Gear (trans. fourth & fifth speed synchronizer) | 7183 |
| Gasket set (eng. oil pan) | 6781 | Gear (trans. fourth speed countershaft) | 7144 |
| Gasket set (eng. valve grind) | 6079 | Gear (trans. low & reverse sliding) | 7100 |
| Gasket set (manifold) | 9433 | Gear (trans. low constant mesh) | 7A029 |
| Gasket set (trans.) | 7153 | Gear (trans. output shaft fourth speed) | 7158 |
| Gasket set (transfer case) | 7153 | Gear (trans. output shaft parking) | 7A233 |
| Gas line anti-freeze | Δ | Gear (trans. output shaft ring) | 7A153 |
| Gate (trans. gearshift reverse front) | 7232 | Gear (trans. output shaft second & third speed sliding) | 7103 |
| Gate (trans. gear shifter shaft) | 7279, 7411 | Gear (trans. output shaft second speed) | 7176 |
| Gate (trans. gear shifter shaft low & reverse gear) | 7232 | Gear (trans. output shaft third speed) | 7101 |
| Gate (trans. second & third gear shifter shaft) | 7411 | Gear (trans. output shaft third speed idler) | 7196 |
| Gate (trans. shifter shaft reverse gear) | 7232 | Gear (trans. reverse) | 7142 |
| Gauge (instrument cluster water temperature) | 10883 | Gear (trans. reverse idler) | 7141-2 |
| Gauge assy. (brake vacuum) | 2A036 | Gear (trans. second speed) | 7102 |
| Gauge assy. (fuel instrument panel unit) | 9280 | Gear (trans. third speed countershaft) | 7137 |
| Gauge assy. (fuel tank unit) | 9275 | Gear assy. (steering) | 3504 |
| Gauge assy. (oil pressure eng. unit) | 9278 | Gear assy. (trans. primary sun) | 7A399 |
| | | Gear assy. (trans. reverse idler) | 7141 |

INDEX

| PART NAME | GROUP NUMBER | PART NAME | GROUP NUMBER |
|---|-----------------|--|--------------------------|
| Notes: Δ Refer to page 1 of Paint Section | | | |
| G — Cont'd | | H — Cont'd | |
| Gear assy. (trans. sun) | 7D063 | Hardware kit (auxiliary midship fuel tank) | 9B149 |
| Gear & bushing (transfer case low speed) | 7100 | Hardware kit (brake shoe & lining) | 2C077 |
| Gear & bushing (trans. output shaft intermediate) | 7102 | Harness assy. (A/C vacuum hose) | 19C827 |
| Gear & bushing assy. (trans. reverse idler) | 7141-2 | Head (A/C compressor cyl.) | 2995 |
| Gear & pinion (windshield wiper motor) | 17A479 | Head (eng. cyl.) | 6049 |
| Gear & pinion kit (front axle) | 3222 | Head (rear view outside mirror) | 17C702, 17722-3 |
| Gear & pinion kit (rear axle) | 4209 | Headlamp assy. (less bulb & wiring) | 13008 |
| Gear & shaft assy. (windshield wiper motor output) | 17A434 | Heat shield (exhaust manifold) | 9440 |
| Glass (instrument cluster) | 10880 | Heat shield (fuel tank) | 9240 |
| Glass (radiator coolant level sight) | 8B404 | Heater assy. (auxiliary) | 18478 |
| Governor (windshield wiper) | 17C476 | Heater assy. (eng. block) | 6A051 |
| Governor assy. (engine) | 12450 | Heater kit (eng. block) | 6D008 |
| Governor assy. (trans.) | 7C053 | Hinge (hood) | 16796-7 |
| Governor assy. (trans. less counterweight) | 7C063 | Holder (alternator brush) | 10351 |
| Governor assy. (trans. with counterweight) | 7C053 | Hood | 16612 |
| Grille (radiator) | 8200 | Hook (hood latch) | 16900, 16929 |
| Grille (radio) | 18842, 18978 | Hook (towing front) | 17A954-5 |
| Grommet (A/C liquid line & wiring inlet) | 18A548 | Horn assy. | 13832-3 |
| Grommet (carb. air cleaner) | 9697 | Horn kit (air) | 13800 |
| Grommet (eng. valve push rod cover bolt or stud) | 6570 | Hose (air by-pass valve inlet) | 9F287 |
| Grommet (fuel tank filler neck) | 9080 | Hose (A/C evaporator drain) | 19858 |
| Grommet (fuel tank vent tube) | 9069 | Hose (brake booster reservoir tank gauge) | 2A037 |
| Grommet (htr. damper door shaft) | 18B408 | Hose (brake check valve to intake manifold) | 2A046 |
| Grommet (P/S reservoir cover bolt) | 6570 | Hose (brake vacuum booster) | 2336 |
| Grommet (radio antenna cable) | 18A908 | Hose (brake vacuum booster air cleaner) | 4090 |
| Grommet (windshield wiper mtr. brkt.) | 17C431 | Hose (bulk) | 17543 |
| Grommet (wiring) | 14605 | Hose (carb. air cleaner outlet) | 9B640 |
| Guard (brake booster valve body) | 2180 | Hose (coolant) | 8C063-9 |
| Guard (front bumper) | 17984 | Hose (eng. crankcase vent) | 6A664, 6N664, 6853 |
| Guard (fuel tank) | 9099 | Hose (eng. oil filler pipe) | 6793 |
| Guard (radiator grille) | 8307 | Hose (exhaust air supply check valve inlet) | 9C433, 9B466 |
| Guide (brake shoe adjusting lever cable) | 2A179 | Hose (exhaust vacuum control valve) | 9A428 |
| Guide (front axle shaft) | 3248 | Hose (fuel filter to carburetor) | 9324 |
| Guide (rear axle differential clutch plate) | 4A323 | Hose (fuel tank to filler pipe) | 9047 |
| Guide (steering gear ball return) | 3523 | Hose (fuel tank vent) | 9324 |
| Guide (trans. front band servo piston) | 7A269 | Hose (fuel tank vent expansion tank) | 9A092 |
| Guide kit (P/S gear ball return) | 3D727 | Hose (fuel tank vent tube) | 9170 |
| Gusset (frame cross member) | 5031-2 | Hose (fuel tube connector) | 9324 |
| Gusset (frame side member to front cross member) | 5123-4 | Handle & cable assy. (hood latch) | 16914 |
| Gusset (frame side member to rear cross member) | 5146 | Handle & shank assy. (tilt steering wheel lever) | 3F609 |
| Gusset (frt. fender apron to rad. supt.) | 16198-9 | Handle (jack) | 17081 |
| H | | | |
| Handle & cable assy. (hood latch) | 16914 | Handle (wheel nut wrench) | 17034 |
| Handle & shank assy. (tilt steering wheel lever) | 3F609 | Handle assy. (parking brake release) | 2760 |
| Handle (jack) | 17081 | Hanger (bracket to outlet pipe) | 5261 |
| Handle (wheel nut wrench) | 17034 | Hanger (clamp to bracket) | 5A290 |
| Handle assy. (parking brake release) | 2760 | Hanger (muffler & outlet pipe to frame) | 5A290 |
| Hanger (bracket to outlet pipe) | 5261 | Hanger (muffler pipes) | 5A290 |
| Hanger (clamp to bracket) | 5A290 | Hanger (outlet pipe) | 5A290 |
| Hanger (muffler & outlet pipe to frame) | 5A290 | Hardware kit (auxiliary midship fuel tank) | 9B149 |
| Hanger (muffler pipes) | 5A290 | Hardware kit (brake shoe & lining) | 2C077 |
| Hanger (outlet pipe) | 5A290 | Harness assy. (A/C vacuum hose) | 19C827 |
| | | Head (A/C compressor cyl.) | 2995 |
| | | Head (eng. cyl.) | 6049 |
| | | Head (rear view outside mirror) | 17C702, 17722-3 |
| | | Headlamp assy. (less bulb & wiring) | 13008 |
| | | Heat shield (exhaust manifold) | 9440 |
| | | Heat shield (fuel tank) | 9240 |
| | | Heater assy. (auxiliary) | 18478 |
| | | Heater assy. (eng. block) | 6A051 |
| | | Heater kit (eng. block) | 6D008 |
| | | Hinge (hood) | 16796-7 |
| | | Holder (alternator brush) | 10351 |
| | | Hood | 16612 |
| | | Hook (hood latch) | 16900, 16929 |
| | | Hook (towing front) | 17A954-5 |
| | | Horn assy. | 13832-3 |
| | | Horn kit (air) | 13800 |
| | | Hose (air by-pass valve inlet) | 9F287 |
| | | Hose (A/C evaporator drain) | 19858 |
| | | Hose (brake booster reservoir tank gauge) | 2A037 |
| | | Hose (brake check valve to intake manifold) | 2A046 |
| | | Hose (brake vacuum booster) | 2336 |
| | | Hose (brake vacuum booster air cleaner) | 4090 |
| | | Hose (bulk) | 17543 |
| | | Hose (carb. air cleaner outlet) | 9B640 |
| | | Hose (coolant) | 8C063-9 |
| | | Hose (eng. crankcase vent) | 6A664, 6N664, 6853 |
| | | Hose (eng. oil filler pipe) | 6793 |
| | | Hose (exhaust air supply check valve inlet) | 9C433, 9B466 |
| | | Hose (exhaust vacuum control valve) | 9A428 |
| | | Hose (fuel filter to carburetor) | 9324 |
| | | Hose (fuel tank to filler pipe) | 9047 |
| | | Hose (fuel tank vent) | 9324 |
| | | Hose (fuel tank vent expansion tank) | 9A092 |
| | | Hose (fuel tank vent tube) | 9170 |
| | | Hose (fuel tube connector) | 9324 |
| | | Handle & cable assy. (hood latch) | 16914 |
| | | Handle & shank assy. (tilt steering wheel lever) | 3F609 |
| | | Handle (jack) | 17081 |
| | | Handle (wheel nut wrench) | 17034 |
| | | Handle assy. (parking brake release) | 2760 |
| | | Hanger (bracket to outlet pipe) | 5261 |
| | | Hanger (clamp to bracket) | 5A290 |
| | | Hanger (muffler & outlet pipe to frame) | 5A290 |
| | | Hanger (muffler pipes) | 5A290 |
| | | Hanger (outlet pipe) | 5A290 |

1973/79 ALPHABETICAL INDEX CHASSIS PARTS 15
TRUCK SERIES 100/500

INDEX

| PART NAME | GROUP NUMBER | PART NAME | GROUP NUMBER |
|---|-----------------|--|--------------|
| Notes: △ Refer to page 1 of Paint Section | | | |
| H — Cont'd | | H — Cont'd | |
| Hose (radiator) | 8260, 8286 | Housing assy. (P/S pump) | 3A643 |
| Hose (radiator bulk) | 8333 | Housing assy. (rear axle) | 4010 |
| Hose (radiator drain) | 8081 | Housing assy. (steering column shaft coupling) | 3A528 |
| Hose (radiator overflow) | 8075, 8A213 | Housing assy. (steering gear) | 3548 |
| Hose (rear axle) | 4090 | Housing assy. (wheel brake caliper) | 2B120 |
| Hose (rear axle housing vent) | 4A001 | Housing & bearing (alternator front) | 10333 |
| Hose (speed control regulator to servo) | 9C746 | Housing & bearing (alternator rear) | 10334 |
| Hose (speed control regulator to vacuum supply) | 9D770 | Housing & end plate assy. | 2329 |
| Hose (vacuum gauge) | 2B175 | Housing & lever (trans. control selector) | 7C453 |
| Hose (water by-pass) | 8597 | Housing kit (carb. thermostatic choke) | 9848 |
| Hose (windshield washer) | 17A605 | Hub (carb. fast idle cam) | 9D558 |
| Hose assy. (brake) | 2078 | Hub (rear axle differential gear clutch) | 4946 |
| Hose assy. (fuel pump to fuel line) | 9288 | Hub (trans. converter impeller) | 7915 |
| Hose assy. (fuel tank to fuel tubes) | 9B286 | Hub (trans. converter turbine) | 7926 |
| Hose assy. (fuel vapor return) | 9G321 | Hub (trans. front clutch) | 7B067 |
| Hose assy. (P/S pump to drag link) | 3A212 | Hub (trans. intermediate & high clutch) | 7105 |
| Hose assy. (P/S pressure) | 3A719 | Hub (trans. output shaft) | 7D164 |
| Hose assy. (P/S return line) | 3A713 | Hub (trans. reverse clutch) | 7B067 |
| Hose assy. (rear brake) | 2282 | Hub (trans. third & fourth gear synchronizer clutch) | 7183 |
| Hose & tube assy. (front brake) | 2A420 | Hub (water pump pulley) | 8553 |
| Hose & tube assy. (fuel vapor tank to canister) | 9E804 | Hub assy. (front) | 1104 |
| Hose & tube assy. (P/S aux. reservoir) | 3F500 | Hub assy. (front wheel free running) | 1104 |
| Hose guard kit | 19B970 | Hub assy. (rear) | 1109 |
| Housing (A/C evaporator core) | 19A559 | Hub assy. (trans. forward clutch) | 7B067 |
| Housing (alternator front) | 10333 | Hub & bearing assy. (clutch release) | 7548 |
| Housing (alternator rear) | 10334 | Hub & brake drum assy. (front) | 1102 |
| Housing (carb. air cleaner temperature sensor override valve) | 9E863 | Hub kit (free running) | 1104 |
| Housing (carb. thermostatic choke) | 9848 | Hub & rotor assy. | 1102 |
| Housing (clutch) | 7505 | I | |
| Housing (distributor terminal cap) | 12106 | Ignition cable (high tension radio resistance) | 12A024 |
| Housing (front suspension mounting) | 3B259, 3A435 | Impeller (water pump) | 8512 |
| Housing (heater blower motor) | 18593 | Impeller assy. (trans. converter) | 7908 |
| Housing (rear axle electric shift) | 4082 | Impeller repair kit (P/S pump) | 3A711 |
| Housing (starter drive end) | 11130 | Indicator (eng. oil level) | 6750 |
| Housing (transfer case differential) | 7A039 | Indicator (trans. control selector) | 7A110 |
| Housing (trans. converter) | 7975, 7976 | Indicator (trans. oil level) | 7A020 |
| Housing (trans. extension) | 7A039 | Indicator assy. (emergency warning lamp) | 10A934 |
| Housing (trans. gearshift) | 7222 | Indicator assy. (eng. air cleaner restriction) | 9N622 |
| Housing (trans. gearshift lever) | 7203, 7222 | Insert (carburetor to intake manifold spacer) | 9E690 |
| Housing (windshield wiper motor) | 17A431 | Insert (eng. oil filter mounting bolt) | 6890 |
| Housing assy. (A/C evaporator) | 19944 | Insert (fuel tank filler neck) | 9B218 |
| Housing assy. (A/C evaporator or heater core) | 19A553 | Insert (fuel tank vent adapter) | 9B219 |
| Housing assy. (carb. choke) | 9A575 | Insert (P/S pump rotor) | 3D585 |
| Housing assy. (eng. flywheel) | 6392 | Insert (radiator grille) | 8150-1 |
| Housing assy. (front driving axle) | 3010 | Insert (thermostatic choke control air intake) | 9A714 |
| Housing assy. (front spring & shock absorber) | 5A306 | Insert (trans. control selector position) | 7A216 9 |
| Housing assy. (heater) | 18A484 | Insert (trans. first, second, third & fourth speed synchronizer hub) | 7A044 |
| Housing assy. (instrument panel lamp) | 10C876 | Insert (trans. gearshifter fork) | 7C430 |
| Housing assy. (lockout hub) | 1A026 | Insert (trans. intermediate & high clutch hub) | 7A044 |
| | | Insulator (A/C blower motor cover) | 19D642 |
| | | Insulator (alternator diode plate) | 10A383 |
| | | Insulator (alternator rectifier) | 10310 |
| | | Insulator (alternator stator end) | 10A361 |
| | | Insulator (alternator terminal) | 10329 |

ALPHABETICAL INDEX CHASSIS PARTS 1973/79
TRUCK SERIES 100/500

INDEX

| PART NAME | GROUP NUMBER | PART NAME | GROUP NUMBER | |
|--|-------------------|--|--------------------------|--------|
| Notes: Δ Refer to page 1 of Paint Section | | | | |
| I — Cont'd | | K — Cont'd | | |
| Insulator (ammeter) | 10C914 | Key (eng. valve spring retainer) | 6518 | |
| Insulator (aux. trans. front & rear mount) | 7010 | Key (speedo. drive) | 17A259 | |
| Insulator (body to frame) | 5A103 | KIT — refer to appropriate noun name For example: Joint kit (front axle shaft universal) | 3249 | |
| Insulator (brake caliper piston) | 2A531 | | | |
| Insulator (brake nylon tube) | 2B478 | Knob (lockout hub actuating) | 1A029 | |
| Insulator (circuit breaker) | 12289 | Knob (rear view outside mirror remote control kit) | 17B718 | |
| Insulator (clutch pedal assist spring) | 7A630 | Knob assy. | 18519 | |
| Insulator (eng. front support) | 6038-9, 6A061, | | Knob assy. (A/C control) | 19A962 |
| | 6068 | | Knob assy. (heater) | 18519 |
| Insulator (eng. rear support) | 6A061, 6068 | Knob assy. (radio receiver) | 18817 | |
| Insulator (front spring) | 5415 | Knob assy. (windshield wiper control) | 17513 | |
| Insulator (front suspension radius arm axle end) | 3B203 | Knob & element (cigar lighter) | 15052 | |
| Insulator (fuel tank) | 9240 | Knob & shaft assy. (headlamp switch) | 11661 | |
| Insulator (horn blowing brush) | 13A822 | L | | |
| Insulator (horn blowing contact & spring lower) | 13867 | Label (unleaded gasoline only) | 9A095 | |
| Insulator (jack hold down tray) | 17W041 | Lamp assy. kit (all weather sealed beam) | 15200 | |
| Insulator (non-metallic wiring conduit) | 14A240 | Lamp assy. (cargo) | 13788 | |
| Insulator (P/S control valve spool stop) | 3C562 | Lamp assy. (cigar lighter) | 15072 | |
| Insulator (radiator mounting) | 8124-5 | Lamp assy. (courtesy) | 13776 | |
| Insulator (rear spring center mounting) | 5732 | Lamp assy. (dome) | 13788 | |
| Insulator (rear stabilizer bar) | 5493 | Lamp assy. (eng. compt.) | 15702 | |
| Insulator (starter motor field terminal) | 11107 | Lamp assy. (front turn indicator outboard type) | 13368 | |
| Insulator (starter motor switch) | 11068 | Lamp assy. (glove compartment) | 14413 | |
| Insulator (starter motor switch spring) | 11181 | Lamp assy. (marker) | 15A201, | |
| Insulator (steering wheel horn ring) | 3673 | | 15442 | |
| Insulator (thermostat choke control outlet tube) | 9865 | Lamp assy. (parking) | 13200 | |
| Insulator (top control circuit breaker stud) | 15A691 | Lamp assy. (rear) | 13404-5 | |
| Insulator (transfer case mounting bracket) | 7010 | Lamp assy. (rear license) | 13550 | |
| Insulator (transfer case to support stud) | 6039 | Lamp assy. (trans. control selector) | 15A801 | |
| Insulator (trans. gearshift lever) | 7246 | Lamp assy. (utility) | 15550 | |
| | | Lamp assy. (warning indicator) | 10C915 | |
| Insulator (trans. gearshift selector arm) | 7341 | Lamp assy. (warning stop) | 13368 | |
| Insulator (trans. manual control lever) | 7341 | Lamp & wiring assy. (brake warning) | 10A962 | |
| Insulator (trans. shift bellcrank) | 7341 | Latch (hood) | 16700 | |
| Insulator (turn indicator switch wiring) | 13A312 | Leaf (aux. spring No. 1) | 5589 | |
| Insulator assy. (front spring bracket) | 5A342 | Leaf (aux. spring No. 2) | 5590 | |
| Insulator & washer kit (steering shock absorber) | 3E655 | Leaf (front spring No. 1) | 5313 | |
| Insulator kit (alternator battery terminal) | 10A383 | Leaf (rear spring No. 1) | 5563 | |
| Interior paint | Δ | Lens (backup lamp) | 15514 | |
| J | | Lens (cargo lamp) | 15514 | |
| Jack assy. | 17080 | Lens (dome lamp) | 13783 | |
| Jet (carb. main metering) | 9533 | Lens (front turn indicator lamp amber) | 13328 | |
| Jet assy. (windshield washer) | 17603 | Lens (front turn indicator lamp red) | 13329 | |
| Joint assy. (front axle spindle arm) | 3049-50 | Lens (heater control) | 18B396 | |
| Joint kit (front axle shaft universal) | 3249 | Lens (instrument cluster warning lamp) | 10A936-7 | |
| Joint kit (steering column coupling shaft slip yoke) | 3815 | Lens (parking lamp) | 13208-9 | |
| K | | Lens (rear lamp) | 13450 | |
| Key (brake booster valve plunger stop) | 2B132 | Lens (rear license plate lamp) | 13564 | |
| Key (brake caliper support) | 2B487 | Lens assy. (headlamp switch) | 10887 | |
| Key (door & ignition lock blank) | 3685 | Lens assy. (marker lamp) | 15464 | |
| | | Letter | 16606 | |

1973/79 ALPHABETICAL INDEX CHASSIS PARTS 17
TRUCK SERIES 100/500

INDEX

| PART NAME | GROUP NUMBER | PART NAME | GROUP NUMBER |
|--|---------------|--|--------------|
| Notes: Δ Refer to page 1 of Paint Section | | | |
| L — Cont'd | | L — Cont'd | |
| Letter (radiator grille panel) | 8316 | Lever & shaft assy. (carb. throttle) | 9581 |
| Lever (brake pedal intermediate) | 2466 | Leveler kit (air manual) | 5A589 |
| Lever (brake shoe adjusting) | 2A176-7 | Lights & bracket kit (snow plow) | 15312 |
| Lever (carb. accelerator pump) | 9D591 | Limiters (carb. idle adjusting needle) | 9J500 |
| Lever (carb. choke control diaphragm) | 9J553 | Limiters kit (P/S hydraulic control reaction) | 3C563 |
| Lever (carb. choke shaft) | 9551 | Liner (spring clamp rubber) | 5334 |
| Lever (carb. fast idle adjusting) | 9538 | Lining (parking brake) | 2620 |
| Lever (carb. fast idle cam) | 9F577 | Lining kit (brake shoe) | 2007 |
| Lever (clutch pedal) | 7A554 | Link (brake adjusting screw) | 2A175 |
| Lever (clutch pedal shaft) | 7524 | Link (brake cylinder to shoe) | 2042 |
| Lever (clutch pressure plate release) | 7515 | Link (brake shoe adjusting lever) | 2179 |
| Lever (fuel pump rocker arm return spring) | 9B354 | Link (carb. accelerator pump) | 9529 |
| Lever (parking brake equalizer) | 2A605 | Link (distributor breaker plate) | 12A186 |
| Lever (parking brake operating) | 2A637-8 | Link (parking brake operating lever to brake primary shoe) | 2A642 |
| Lever (starter motor drive) | 11067 | Link (parking brake to trans.) | 2630 |
| Lever (steering column lock) | 3B661 | Link (trans. parking pawl toggle operating lever) | 7C495 |
| Lever (steering column release) | 3D544 | Link (trans. parking pawl toggle to pawl) | 7-7316 |
| Lever (transfer case control) | 7210 | Link (transfer case front & rear wheel shift shaft) | 7B106 |
| Lever (transfer case range shift) | 7B106 | Link assy. (heater defroster door) | 18C568 |
| Lever (transfer case range shift lockout) | 7B106 | Link assy. (front stabilizer bar) | 5K483 |
| Lever (trans. control selector neutral) | 7B097 | Link assy. (rear stabilizer bar) | 5K484 |
| Lever (trans. downshift control outer) | 7A394 | Link assy. (steering drag) | 3304 |
| Lever (trans. front band servo actuating) | 7330 | Liquid line (A/C dryer to evaporator) | 19835-7 |
| Lever (trans. gearshift) | 7210 | Liquid tire chain | Δ |
| Lever (trans. intermediate & high cam & shaft shift) | 7285 | Lock (exhaust manifold to cylinder head bolt tab) | 9A447 |
| Lever (trans. intermediate band servo) | 7330 | Lock lubricant | Δ |
| Lever (trans. low & reverse shift) | 7290 | Lock (rear axle differential bearing adjuster) | 4143 |
| Lever (trans. parking pawl toggle) | 7A121 | Lock set (spare wheel) | 1386 |
| Lever (trans. rear band servo actuating) | 7A169 | Locking differential kit (rear axle) | 4880 |
| Lever (trans. throttle control outer) | 7-7283 | Lockplate (universal joint) | 4872 |
| Lever (windshield wiper motor park switch) | 17B549 | Lock ring (rear axle pilot bearing) | 4627 |
| Lever assy. (accelerator shaft) | 9761 | Lockwasher (front wheel bearing adjusting nut) | 1B198 |
| Lever assy. (brake booster) | 2B307-8 | Lubricants | Δ |
| Lever assy. (carb. throttle control) | 9A514 | Lubricator (rear axle differential) | 4159 |
| Lever assy. (clutch idler bellcrank) | 7B585 | M | |
| Lever assy. (clutch release) | 7515 | Manifold (intake) | 9424-5 |
| Lever assy. (hand throttle) | 9A514 | Manifold assy. (exhaust) | 9430-1 |
| Lever assy. (trans. downshift control inner) | 7D261 | Manifold assy. (exhaust air supply) | 9B445-6 |
| Lever assy. (trans. downshift control outer) | 7A394 | Manifold & check valve assy. (brake vacuum booster) | 2B013 |
| Lever assy. (trans. downshift detent) | 7D261 | Mask (instrument cluster) | 10890-4 |
| Lever assy. (trans. gearshift) | 7210 | Mask (trans. control selector dial) | 15840 |
| Lever assy. (trans. gearshift idler) | 7427, 7466 | Mask assy. (instrument panel lamp) | 10B870 |
| Lever assy. (trans. gearshift selector) | 7302 | Mast assy. (radio antenna replacement) | 18A886 |
| | | Mat (front floor rubber full) | 13086 |
| | | Mat (running board) | 16490-1 |
| Lever assy. (trans. gearshift tube low & reverse shift) | 7303 | Medallion (A/C register) | 19A551 |
| Lever assy. (trans. high & intermediate gearshift idler) | 7C142 | Mirror (rear view outside) | 17A700 |
| | | Mirror assy. (rear view inside) | 17700 |
| | | Mirror assy. (rear view outside) | 17682-3 |
| Lever assy. (trans. manual control) | 7A256 | Mirror & guard assy. (rear view outside less arms) | 17C732 |
| Lever assy. (trans. manual control valve detent) | 7A115 | Mirror kit (rear view outside) | 17696 |
| Lever assy. (trans. parking pawl toggle operating) | 7A117 | Mirror kit (vanity) | 17A679 |
| Lever assy. (turn indicator) | 13305 | Mirror assy. (vanity) | 17A679 |
| Lever & shaft (transfer case lockout shift) | 7290 | Modulator assy.-ignition (breakerless) | 12A199 |
| Lever & shaft (transfer case range box shift fork) | 7B106 | Motor assy. (A/C vacuum control) | 18A318 |

ALPHABETICAL INDEX CHASSIS PARTS 1973/79
TRUCK SERIES 100/500

INDEX

| PART NAME | GROUP NUMBER | PART NAME | GROUP NUMBER |
|---|---------------------|--|-----------------------------|
| Notes: Δ Refer to page 1 of Paint Section | | | |
| M — Cont'd | | O — Cont'd | |
| Motor assy. (heater blower) | 18527 | Oil seal kit (rear wheel inner) | 1175 |
| Motor assy. (rear axle electric shift) | 4100 | Oils | Δ |
| Motor assy. (windshield wiper) | 17508 | "O" ring (A/C refrigerant line) | 19D695 |
| Motor oils | Δ | "O" ring (A/C refrigerant line compressor fitting) | 19D695 |
| Moulding (front fender) | 16003-4, 16160-1 | "O" ring (lockout hub knob) | 1A030 |
| | | "O" ring (P/S gear cover) | 3754 |
| Moulding (front fender wheel opening) | 16038-9 | "O" ring (P/S pump oil reservoir orifice) | 3-3547 |
| Moulding (hood) | 16856 | "O" ring (P/S pump reservoir orifice reinforcement) | 3-3549 |
| Moulding (radiator grille) lower | 8419 | "O" ring (P/S pump valve cap) | 3-3618 |
| Muffler | 5230 | "O" ring (rear axle driving pinion bearing retainer) | 4669 |
| Muffler & tube assy. (A/C compressor) | 2997 | "O" ring (transfer case lockout lever oil seal) | 7288 |
| Muffler assy. (exhaust air supply pump) | 9F449 | "O" ring (trans. rear band servo piston oil) | 7423 |
| | | "O" ring (trans. reverse idler retainer) | 12143 |
| N | | | |
| Neck assy. (water filler upper) | 8020 | Ornament (radiator grille) | 8213 |
| Needle (carb. idle adjusting) | 9541 | Outlet & wire assy. (trailer towing) | 14A341 |
| Nozzle (windshield defroster hose) | 18490 | Outlet (windshield defroster) | 18A449 |
| Nozzle (windshield washer) | 17A602 | Output shaft bearing (trans.) | 7085 |
| Nozzle & connector assy. (windshield defroster) | 18A636-7 | Overhaul kit (rear axle drive) | 4A216 |
| Nut (ball joint retaining) | 3A049-50 | P | |
| Nut (brake booster diaphragm) | 2440 | Packing (eng. crankshaft rear) | 6701 |
| Nut (brake pipe) | 2133 | Pad (A/C register-louver) | 19C896 |
| Nut (carb. choke plate adjusting) | 9D564 | Pad (brake pedal plate) | 2457 |
| Nut (clutch release lever adjusting) | 7A525 | Pad (brake pedal rubber) | 2454 |
| Nut (coupling shaft flange retaining) | 4A819 | Pad (clutch pedal rubber) | 2454 |
| Nut (dual rear disc wheel inner) | 1132-3 | Pad (hood) | 16740 |
| Nut (dual rear disc wheel outer) | 1134-5 | Pad (horn blowing ring pressure) | 13A813 |
| Nut (eng. connecting rod) | 6212 | Pad (radiator grille opening side panel mounting) | 8A328 |
| Nut (eng. valve rocker arm stud) | 6A529 | Pad (rear lamp mounting) | 13420 |
| Nut (front wheel bearing adjusting) | 1197 | Pad (utility lamp mounting) | 13790 |
| Nut (fuel pump manual control) | 9A389 | Pad assy. (bumper guard) | 17A812 |
| Nut (headlamp switch) | 11650 | Pad assy. (front bumper) | 17K833-4 |
| Nut (rear axle case bolt) | 4322 | Pad & seal assy. (booster mounting) | 2A399 |
| Nut (rear view outside mirror remote control) | 17B732 | Paint | Δ |
| Nut (rear wheel bearing) | 4252, 4254 | Pan assy. (eng. oil) | 6675 |
| | | Pan assy. (trans. oil) | 7A194 |
| Nut (spare wheel carrier hinge bolt) | 1476 | Panel assy. air cleaner (hood side) | 16B668 |
| Nut (spare wheel mounting) | 1462 | Panel (A/C evaporator case) | 19801-3, 19811, 19803 |
| Nut (spring clip) | 5456 | | |
| Nut (steering gear race) | 3D627 | | |
| Nut (steering gear worm thrust bearing) | 3707 | Panel (A/C register trim) | 19C866 |
| Nut (trans. input shaft) | 7045 | Panel (fuse junction) | 14A068 |
| Nut (trans. shift lever shaft) | 4322 | Panel (running board apron) | 16506-7 |
| Nut (wheel) | 1012, 1120-1 | Panel assy. (A/C control) | 19808 |
| | | Panel assy. (A/C evaporator case front) | 19A629 |
| Nut (windshield wiper control) | 17512 | Panel (A/C & htr. outlet duct-outer) | 19A880 |
| Nut & ferrule assy. (exhaust air supply) | 9B471 | Panel (A/C & htr. outlet duct-inner) | 19A881 |
| Nut & locking pin (rear wheel bearing) | 4255 | Panel assy. (A/C register trim) | 19C866 |
| | | Panel assy. (fuse junction) | 14A067 |
| O | | | |
| Oil cooler kit (trans. aux.) | 7K177 | Pawl (trans. parking) | 7A441 |
| Oil seal (transfer case shift rod) | 7288 | Pawl (turn indicator switch) | 13309 |
| Oil seal (trans. front clutch piston) | 7A548 | Pedal (clutch) | 7519-20 |
| Oil seal (trans. housing shifter shaft) | 7288 | Pedal assy. (accelerator) | 9735 |
| Oil seal (trans. manual control lever oil) | 7B498 | Pedal & bracket assy. (brake) | 2450 |
| Oil seal (trans. shifter fork cam) | 7288 | Pedal assy. (brake) | 2455 |

1973/79
TRUCK SERIES 100/500

INDEX

| PART NAME | GROUP NUMBER | PART NAME | GROUP NUMBER |
|--|-----------------|--|---------------|
| Notes: △ Refer to page 1 of Paint Section | | | |
| P — Cont'd | | P — Cont'd | |
| Pin (brake adjusting lever) | 2108 | Pipe (fuel tank vent-lower) | 9101 |
| Pin (brake caliper locating) | 2B296 | Pipe (muffler crossover) | 5267 |
| Pin (brake master cylinder secondary piston stop) | 2A511 | Pipe (muffler inlet) | 5246 |
| Pin (brake pedal clevis) | 2489 | Pipe (muffler outlet) | 5255 |
| Pin (brake pedal pivot) | 2A517 | Pipe (radiator hose extension) | 8291 |
| Pin (brake shoe anchor) | 2333, 2027 | Pipe assy. (check valve to brake vacuum booster lower) | 2362 |
| Pin (brake shoe hold down spring) | 2069 | Pipe assy. (fuel tank filler) | 9034 |
| Pin (clutch pedal clevis) | 7588 | Pipe assy. (oil filler) | 6763, 6784 |
| Pin (eng. crankshaft rear oil seal) | 6A302 | Piston (brake booster control valve) | 2396 |
| Pin (eng. piston) | 6135 | Piston (brake cylinder) | 2196, 2197 |
| Pin (front axle spindle) | 3115 | Piston (brake master cylinder) | 2169 |
| Pin (front axle spindle pin locking) | 3122 | Piston (carb. choke) | 9840 |
| Pin (front spring bracket rebound) | 5A341 | Piston (clutch master cylinder) | 2169 |
| Pin (fuel pump rocker arm) | 9378 | Piston (front wheel brake cylinder) | 2196 |
| Pin (lockout hub retaining cap) | 1A025 | Piston (trans. clutch) | 7A262 |
| Pin (parking brake handle locking) | 2819 | Piston (trans. front band servo) | 7A164 |
| Pin (parking brake lever) | 2859 | Piston (trans. front clutch) | 7A262 |
| Pin (P/S pump rotor shaft) | 3-3633 | Piston (trans. intermediate band servo) | 7D022 |
| Pin (rear axle differential gearshaft lock) | 4241 | Piston (trans. rear band servo) | 7A266 |
| Pin (rear axle differential shift fork roller) | 4053 | Piston (trans. reverse clutch) | 7D402 |
| Pin (rear axle gearshaft lock) | 4241 | Piston assy. (brake booster hydraulic cylinder) | 2368 |
| Pin (rear axle high speed clutch plate) | 4154 | Piston assy. (eng.) | 6108 |
| Pin (rear axle planetary gear) | 4029 | Piston assy. (trans. intermediate band servo) | 7D021 |
| Pin (rear spring shackle pin locking) | 5782 | Piston assy. (trans. rear clutch) | 7D157 |
| Pin (rear wheel bearing lock) | 4256 | Piston assy. (wheel brake cylinder) | 2194 |
| Pin (speed control servo) | 9D841 | Piston & seal assy. (trans. reverse band servo) | 7D189 |
| Pin (steering column pivot) | 3D739 | Pivot (brake shoe adjusting lever) | 2C176 |
| Pin (transfer case poppet plate pivot) | 7229 | Pivot (clutch release equalizer engine mounting) | 7A535 |
| Pin (transfer case shift shaft interlock) | 7229 | Pivot (transfer case poppet range box) | 7F063 |
| Pin (transfer case thrust washer retainer) | 7C018 | Pivot (trans. gearshift lever) | 7K179 |
| Pin (trans. case dowel) | 7D362 | Pivot (trans. reverse gearshifter arm) | 7236 |
| Pin (trans. front band anchor) | 7E243 | Pivot assy. (rear view outside mirror) | 17C748 |
| Pin (trans. gearshift interlock rod) | 7C316 | Pivot shaft & connecting arm assy. (windshield wiper) | 17588-9 |
| Pin (trans. gearshift lever to housing) | 7221 | Planet assy. (trans. forward) | 7A398 |
| Pin (trans. gearshift tube lever) | 7337 | Planet assy. (trans. reverse) | 7D006 |
| Pin (trans. gearshifter lock plunger) | 7235 | Plate (accelerator plate mounting) | 9A788 |
| Pin (trans. gearshifter shaft interlock) | 7235 | Plate (A/C blower motor cover) | 19A802 |
| Pin (trans. parking pawl) | 7-7312 | Plate (A/C compressor valve) | 19656 |
| Pin (trans. parking pawl toggle lever) | 7A244, 7A295 | Plate (alternator negative conductor) | 10B371 |
| Pin (trans. parking pawl toggle link) | 7E415 | Plate (alternator positive conductor) | 10B330 |
| Pin (trans. parking pawl toggle operating lever support) | 7A119 | Plate assy. (frame to body support) | 5C106 |
| Pin (trans. servo actuating lever shaft) | 7-7356 | Plate assy. (aux. A/C & heater register) | 18D356 |
| Pin (trans. shifter interlock) | 7235 | Plate (brake caliper anchor) | 2B292-3 |
| Pin (windshield wiper motor) | 17B563 | Plate (brake hose connecting) | 2L357 |
| Pin (windshield wiper motor contact operating) | 17B564 | Plate (brake master cylinder piston stop) | 2188 |
| Pin & bushing kit (front wheel spindle) | 3111 | Plate (brake pedal support) | 2A416 |
| Pinion (front axle differential) | 4215 | Plate (brake shoe anchor pin guide) | 2028 |
| Pinion (rear axle differential) | 4215 | Plate (brake vacuum booster diaphragm) | 2394 |
| Pinion kit (rear axle) | 4215 | Plate (carb. air distribution) | 9F553 |
| Pipe (brake booster) | 2352 | Plate (carb. choke) | 9545 |
| Pipe (eng. oil filler) | 6763 | | |

ALPHABETICAL INDEX CHASSIS PARTS 1973/79
TRUCK SERIES 100/500

INDEX

| PART NAME | GROUP NUMBER | PART NAME | GROUP NUMBER |
|---|----------------|--|------------------|
| Notes: Δ Refer to page 1 of Paint Section | | | |
| P — Cont'd | | P — Cont'd | |
| Plate (carb. throttle) | 9585 | Plate (trans. main control upper valve body) | 7A393, 7A396 |
| Plate (clutch master cylinder piston stop) | 2188 | | |
| Plate (clutch pressure) | 7563 | Plate (trans. oil pressure regulator body separating) | 7A142 |
| Plate (clutch release equalizer bracket mounting) | 7B588 | Plate (trans. output shaft second speed synchronizer shifting) | 7164 |
| Plate (coupling shaft support) | 4831 | | |
| Plate (cowl name) | 16720 | Plate (trans. parking rod guide) | 7D419 |
| Plate (distributor breaker) | 12151 | Plate (trans. rear clutch driven) | 7B442 |
| Plate (eng. camshaft thrust) | 6269 | Plate (trans. rear clutch pressure) | 7B437 |
| Plate (eng. flywheel reinforcing) | 6A366 | Plate (trans. throttle pressure booster stop) | 7E336 |
| Plate (eng. oil pump body) | 6616 | Plate (turn indicator control mounting) | 13345 |
| Plate (front fender name) | 16720 | Plate assy. (brake backing) | 2211 |
| Plate (front shock absorber bracket lower) | 18126-7 | Plate assy. (brake carrier) | 2012-3 |
| Plate (front spring clip) | 5458 | Plate assy. (eng. rear) | 7007 |
| Plate (fuel tank selector valve reinforcement) | 9197 | Plate assy. (frame to body support) | 5C106 |
| Plate (fuel tank skid) | 9A147 | Plate assy. (front brake carrier) | 2012-3 |
| Plate (heater blower hsg.) | 18A490 | Plate assy. (heater) | 18C557 |
| Plate (heater blower motor mounting) | 18581 | Plate assy. (heater housing blower & plenum) | 18A485 |
| Plate (heater inlet duct retaining) | 18A452 | Plate assy. (parking brake support) | 2A636 |
| Plate (hood aux. catch striker) | 16918 | Plate assy. (trans. clutch) | 7B164 |
| Plate (hood latch) | 16874 | Plate assy. (trans. park rod support) | 7D414 |
| Plate (horn button or ring contact) | 13A808 | Plate & anti-squeak assy. (frame to sub-frame) | 5368-9 |
| Plate (horn button or ring index) | 13A809 | Plate & bushing (starter motor brush end) | 11049 |
| Plate (horn switch brush) | 13A823 | Plate & bushing assy. (P/S pump) | 3D643 |
| Plate (housing and end plate rear) | 2B093 | Plate & switch assy. (windshield wiper motor) | 17B583 |
| Plate (instrument cluster back) | 10848 | Plug (brake booster body) | 2A506 |
| Plate (instrument cluster control mounting) | 10A885 | Plug (brake booster hydraulic cylinder end) | 2369 |
| Plate (lockout hub retaining) | 1A050 | Plug (eng.) | 6026 |
| Plate (lockout hub spring retainer) | 1A055 | Plug (eng. camshaft rear bearing) | 6266 |
| Plate (pedal pad) | 2460 | Plug (eng. oil pan drain) | 6730 |
| Plate (P/S pump pressure) | 3D590 | Plug (eng. oil pump relief valve) | 6A616, 6666 |
| Plate (P/S pump retainer end) | 3D589 | | |
| Plate (radiator grille side panel pad) | 8B174 | Plug (eng. valve rocker arm shaft) | 6572 |
| Plate (radio mounting) | 10A860 | Plug (exhaust air supply) | 6052 |
| Plate (radio speaker mounting) | 18963 | Plug (front axle spindle arm) | 3147 |
| Plate (rear axle differential clutch) | 4214, 4A325 | Plug (fuel pump rocker arm pin hole) | 9A360 |
| | | Plug (P/S gear housing cover) | 3E613 |
| Plate (rear axle differential clutch spring preload) | 4A326 | Plug (P/S hydraulic control valve body) | 3C546 |
| Plate (rear axle differential gear clutch) | 4947 | Plug (rear axle differential cover vent) | 4022 |
| Plate (rear axle high speed clutch) | 4040 | Plug (steering gear housing filler) | 3538 |
| Plate (rear spring clip) | 5708 | Plug (transfer case range box poppet hole) | 7245 |
| Plate (rear view outside mirror arm pivot) | 17B744 | Plug (trans. drain) | 7A010 |
| Plate (rear view outside mirror remote control) | 17B733 | Plug (trans. parking plate shaft) | 6572 |
| Plate (spare wheel retaining) | 1424 | Plug (trans. seat belt warning signal switch opening) | 7E461 |
| Plate (steering column opening cover) | 3B633 | | |
| Plate (steering column support) | 3E656 | Plunger (eng. oil pump relief valve) | 6674 |
| Plate (trans. clutch driven) | 7B442 | Plunger (trans. gearshift lever) | 7247 |
| Plate (trans. clutch pressure) | 7B066 | Plunger (trans. gearshift selector) | 7361 |
| Plate (trans. countershaft & reverse idler shaft) | 7155 | Plunger (trans. gear shifter lock) | 7233 |
| Plate (trans. countershaft gear thrust) | 7119, 7128 | Plunger (trans. gear shifter lock center control) | 7233 |
| | | Plunger (trans. low & reverse gate) | 7247 |
| Plate (trans. countershaft gear thrust rear outer) | 7128 | Plunger (trans. manual valve detent) | 7D069, 7-7607 |
| Plate (trans. cover to lower valve body separating) | 7734 | | |
| Plate (trans. main control lower valve body cover) | 7729 | Plunger (trans. shifter shaft gate) | 7247 |
| Plate (trans. main control lower valve body end) | 7-7014 | Plunger (trans. shifter shaft gate reverse gear) | 7247 |
| Plate (trans. main control separating) | 7A008 | | |

1973/79 ALPHABETICAL INDEX CHASSIS PARTS 21
TRUCK SERIES 100/500

INDEX

| PART NAME | GROUP NUMBER | PART NAME | GROUP NUMBER |
|---|-------------------|--|-------------------------|
| Notes: Δ Refer to page 1 of Paint Section | | | |
| P — Cont'd | | R — Cont'd | |
| Plunger (trans. shifter shaft interlock) | 7247 | Reinforcement (frame cross member No. 2) | 5050-1 |
| Pointer (eng. timing) | 6023 | Reinforcement (frame cross member to idler arm) | 5A013 |
| Point kit (starter motor contact) | 11134 | Reinforcement (frame rear sidemember) | 5B055 |
| Point set (distributor arm & breaker) | 12171 | Reinforcement (frame to radiator support) | 5B001 |
| Post (brake adjusting lever) | 2A184 | Reinforcement (front fender) | 16C186 |
| Post (starter motor contact) | 11176 | Reinforcement (front fender apron lower) | 16060 |
| Power steering installation kit | 3A635 | Reinforcement (front turn indicator outboard lamp) | 13A328 |
| Pulley (A/C compressor) | 2884 | Reinforcement (fuel tank guard) | 9B208 |
| Pulley (alternator) | 10344 | Reinforcement (rear axle stop bracket) | 4K460 |
| Pulley (belt idler) | 8679 | Reinforcement (rear spring front hanger) | 5A528 |
| Pulley (exhaust air supply pump) | 9B447 | Reinforcement (running board) | 16546 |
| Pulley (P/S pump) | 3A733 | Reinforcement (spare wheel carrier to floor side sill) | 1413 |
| Pulley (water pump) | 8509 | Reinforcement (spare wheel carrier support) | 1407, 1429, 1A430 |
| Pulley assy. (belt idler) | 8678 | Reinforcement (steering gear mounting bracket) | 5C044 |
| Pulley assy. (crankshaft) | 6A312 | Relay (alternator regulator field) | 10A376 |
| Pulley assy. (eng. crankshaft) | 6312 | Relay assy. (accessory safety) | 14677 |
| Pulley assy. (eng. crankshaft outer) | 6A312 | Relay assy. (A/C control box cover aux. evaporator) | 19B706 |
| Pump (trans. rear oil) | 7A149 | Relay assy. (back window heat control) | 18C641 |
| Pump (windshield washer) | 17664 | Relay assy. (parking lamp) | 13A253 |
| Pump assy. (eng. oil) | 6600 | Relay assy. (speed control) | 9C792 |
| Pump assy. (exhaust air supply) | 9A486 | Relay assy. (stoplamp) | 13482 |
| Pump assy. (fuel) | 9350 | Relay assy. (trailer lighting) | 13A435, 14512 |
| Pump assy. (P/S) | 3A674 | Relay assy. (volt meter instrument cluster) | 14512 |
| Pump assy. (trans. front oil) | 7A103 | Relay assy. (warning lamp indicator) | 10C838 |
| Pump assy. (water) | 8501 | Relay & bracket assy. (horn) | 13853 |
| Pump repair kit (fuel) | 9349 | Repair kit (locking hub) | 1K106 |
| R | | Reservoir (P/S aux.) | 3A697 |
| Race (trans. converter stator clutch) | 7946-7 | Reservoir (windshield washer) | 17618 |
| Race (trans. front clutch sun gear thrust washer) | 7D236 | Reservoir & bracket assy. (speed control vacuum) | 9E799 |
| Race (trans. overrunning clutch) | 7D171, 7B456 | Reservoir assy. (air horn) | 13A888 |
| Race (trans. primary sun gear thrust) | 7-7549 | Reservoir assy. (exhaust gas recirculating vacuum) | 9E453 |
| Race (trans. reverse idler bearing) | 7482 | Reservoir assy. (P/S pump) | 3A697 |
| Race (trans. sun gear thrust bearing) | 7D235-6 | Reservoir assy. (P/S pump aux.) | 3A697 |
| Radiator | 8005 | Reservoir assy. (radiator coolant recovery) | 8A080 |
| Radio kit | 18805 | Resistor assy. (A/C blower motor) | 19706 |
| Rear axle kit (driving gear to case nut & bolt) | 4982 | Retainer (A/C evaporator tube seal) | 19D694 |
| Rectifier assy. (alternator) | 10304 | Resistor assy. (heater switch to blower motor) | 18591 |
| Rectifier kit (alternator) | 10304 | Restrictor (carb. jet) | 9A521 |
| Reducers | Δ | Restrictor (fuel tank movement support) | 9B207 |
| Refinishing materials | Δ | Restrictor (accelerator shaft boot) | 9D747 |
| Reflector assy. | 13380 | Retainer (A/C evaporator drain hose) | 19D880 |
| Reflector assy. (flare) | 19F524 | Retainer (A/C evaporator tube seal) | 19B589 |
| Reflector flare kit | 19E500 | Retainer (A/C lines to radiator support seal) | 19C858 |
| Refrigerant line replacement & repair parts | 19C705-8 | Retainer (air inlet duct) | 18A594 |
| Register (A/C) | 19893 | Retainer (alternator front bearing) | 10A355 |
| Register (A/C air inlet) | 19A810 | Retainer (backup lamp switch) | 15A541 |
| Register assy. (heater air distribution) | 18C306 | Retainer (backup lamp switch actuator) | 15A542 |
| Regulator (instrument cluster voltage) | 10804 | Retainer (battery clamp bolt) | 10A708 |
| Regulator assy. (alternator) | 10316 | Retainer (brake booster boot) | 2A476 |
| Regulator assy. (speed control) | 9D757 | | |
| Regulator assy. (trans. oil pressure) | 7A139 | | |
| Reinforcement assy. (frame end) | 5C102 | | |
| Reinforcement assy. (fuel tank support-front) | 9B135 | | |
| Reinforcement assy. (fuel tank support member) | 9K134 | | |
| Reinforcement (frame cross member) | 5097-8, 5135-6 | | |

OCTOBER, 1979

COPYRIGHT © 1979—

FORD MOTOR

—DEARBORN, MICHIGAN

COMPANY

NEW ISSUE

ALPHABETICAL INDEX CHASSIS PARTS 1973/79
TRUCK SERIES 100/500

INDEX

| PART NAME | GROUP NUMBER | PART NAME | GROUP NUMBER |
|---|-----------------|--|-----------------|
| Notes: Δ Refer to page 1 of Paint Section | | | |
| R — Cont'd | | R — Cont'd | |
| Retainer (brake booster push rod seal) | 2381 | Retainer (rear axle wheel bearing) | 4020 |
| Retainer (brake booster hydraulic cylinder piston spring) | 2423 | Retainer (rear lamp wire) | 13A506 |
| Retainer (brake booster vacuum control valve body cover) | 2415 | Retainer (rear wheel bearing inner) | 1180 |
| Retainer (brake master cylinder filler cap) | 2B245 | Retainer (rear wheel grease) | 1175 |
| Retainer (brake master cylinder primary piston) | 2A505 | Retainer (side mounted spare wheel) | 1474 |
| Retainer (brake master cylinder push rod) | 2B224 | Retainer (spare wheel carrier bolt) | 1489 |
| Retainer (brake pedal shaft) | 2B277 | Retainer (speedo. driven gear) | 17292 |
| Retainer (brake silencer) | 2A346 | Retainer (starter motor drive stop ring) | 11223 |
| Retainer (brake vacuum booster control valve piston ring) | 2423 | Retainer spring (front bumper step) | 17D947 |
| Retainer (brake vacuum booster diaphragm) | 2429 | Retainer (steering column lower bearing seal) | 3510 |
| Retainer (brake vacuum booster push rod seal spring) | 2431 | Retainer (steering column release lever) | 3E543 |
| Retainer (carb. accelerator pump spring) | 9599 | Retainer (steering column shaft universal joint) | 3C672 |
| Retainer (carb. air cleaner to carb.) | 9B672 | Retainer (steering column shaft upper bearing) | 3C610 |
| Retainer (carb. choke lever) | 9B527 | Retainer (steering column tube) | 3499 |
| Retainer (carb. fast idle cam rod) | 9599 | Retainer (steering column upper bearing) | 3839 |
| Retainer (carb. float lever shaft) | 9599 | Retainer (steering gear adjusting screw) | 3610 |
| Retainer (carb. pump spring lower) | 9-9704 | Retainer (steering gear mounting bolt) | 3E714 |
| Retainer (coupling shaft center bearing) | 4818 | Retainer (steering shaft universal joint bearing) | 3E507 |
| Retainer (crankcase emission filter) | 9E628 | Retainer (stoplamp switch) | 13A629 |
| Retainer (distributor breaker plate) | 12146 | Retainer (tonneau cover) | 18A400 |
| Retainer (distributor cam) | 12177 | Retainer (transfer case front output shaft front bearing) | 7085 |
| Retainer (driveshaft universal joint spider) | 4A254 | Retainer (transfer case input shaft bearing) | 7050 |
| Retainer (eng. crankcase vent grommet) | 6A892 | Retainer (transfer case rear output shaft bearing) | 7085 |
| Retainer (eng. piston pin) | 6140 | Retainer (trans. clutch piston spring) | 7A527 |
| Retainer (eng. rear support) | 6054 | Retainer (trans. countershaft & reverse idler shaft) | 7155 |
| Retainer (eng. valve spring) | 6514 | Retainer (trans. countershaft bearing) | 7135 |
| Retainer (front axle radius arm bushing) | 3B186 | Retainer (trans. direct drive clutch piston spring) | 7A527 |
| Retainer (front spring mounting) | 5B300 | Retainer (trans. gearshift interlock support) | 7B293 |
| Retainer (front wheel hub grease) | 1190 | Retainer (trans. gearshift lever to housing boot) | 7262 |
| Retainer (grille side panel upper) | 8B175 | Retainer (trans. gearshift selector lever plunger) | 7A347 |
| Retainer (heater core) | 18B689 | Retainer (trans. gearshift tube fulcrum pin) | 7B074 |
| Retainer (instrument cluster bezel) | 10920 | Retainer (trans. governor primary valve spring) | 7A190 |
| Retainer (jack handle) | 17A038 | Retainer (trans. governor secondary valve spring) | 7D218 |
| Retainer (lockout hub clutch) | 1A051 | Retainer (trans. input shaft bearing) | 7050 |
| Retainer (lockout hub gear) | 1A094 | Retainer (trans. input to front clutch cylinder) | 7D483 |
| Retainer (lockout hub pressure spring) | 1A055 | Retainer (trans. intermediate servo band lever) | 7E206 |
| Retainer (lower radiator support insulator) | 8B229 | Retainer (trans. overrunning clutch spring) | 7D191 |
| Retainer (marker lamp) | 15A436 | Retainer (trans. parking pawl toggle lever pin) | 7-7326 |
| Retainer (outside moulding) | 16A076 | Retainer (trans. parking pawl toggle return spring) | 7-7323 |
| Retainer (parking brake cable rear) | 2A709 | Retainer (trans. rear band servo piston spring) | 7B264 |
| Retainer (parking brake lever boot) | 2A714 | Retainer (trans. rear clutch plate) | 7D483 |
| Retainer (parking brake operating lever pin) | 2106 | Retainer (trans. reverse clutch piston ball check) | 7E080 |
| Retainer (parking brake spring) | 2A787 | Retainer (trans. reverse clutch spring) | 7D406 |
| Retainer (P/S pump rotor shaft bearing) | 3-3621 | Retainer (trans. reverse idler gear) | 7155 |
| Retainer (radiator grille opening side panel mounting) | 8A331 | Retainer (trans. reverse plunger retaining spring) | 7032 |
| Retainer (radiator grille ornament) | 8194 | Retainer (trans. third second coasting orifice control valve spring) | 7194 |
| Retainer (rear axle driving pinion oil seal) | 4168 | Retainer (trans. to servo modulator plug) | 7E396 |
| Retainer (rear axle driving pinion pilot bearing) | 4627 | Retainer (turn indicator control arm) | 13347 |
| Retainer (rear axle shift wiring) | 14671 | Retainer (wire connector cover) | 14A598 |
| | | Retainer (wiring harness) | 14A163 |
| | | Retainer assy. (countershaft rear) | 7085 |
| | | Retainer assy. (cowl wiring grommet thru dash) | 14608 |
| | | Retainer assy. (fuel pump discharge tube) | 9236 |

INDEX

| PART NAME | GROUP NUMBER | PART NAME | GROUP NUMBER |
|--|--------------|---|---------------------------|
| Notes: Δ Refer to page 1 of Paint Section | | | |
| R — Cont'd | | R — Cont'd | |
| Retainer assy. (spare wheel carrier) | 1A406 | Ring & pins (trans. fourth & fifth speed synchronizer) | 7174 |
| Retainer assy. (steering column lower bearing) | 3D681 | Ring & pins (trans. second & third speed synchronizer) | 7174 |
| Retainer assy. (trans. countershaft front bearing) | 7085 | Ring gear & pinion kit (front axle) | 4209 |
| Retainer assy. (trans. gearshift tube lever) | 7347 | Ring gear & pinion kit (rear axle) | 4209 |
| Retainer assy. (trans. output shaft bearing) | 7085 | Ring kit (steering gear valve retaining) | 3757 |
| Retainer assy. (transfer case front output shaft) | 7085 | Ring set (eng. piston partial) | 6148 |
| Retainer assy. (transfer case rear bearing) | 7085 | Rivet (distributor terminal housing hold down clamp) | 12145 |
| Retainer & bearing cup assy. (rear axle drive pinion) | 4614 | Rod (accelerator control rod lever) | 9B805 |
| Retainer & seal assy. (rear axle driving pinion bearing) | 4674 | Rod (accelerator shaft to bellcrank less trunnion) | 9A701 |
| Retainer repair kit (brake shoe hold down) | 2A094 | Rod (brake) | 2462 |
| Ring (alternator rotor slip) | 10328 | Rod (brake booster push) | 2377 |
| Ring (brake booster control valve body snap) | 2415 | Rod (brake cylinder to brake shoe push) | 2129 |
| Ring (brake booster snap) | 2459 | Rod (brake master cylinder push) | 2143 |
| Ring (brake booster valve stop snap) | 2378 | Rod (carb. accelerator pump link) | 9B542 |
| Ring (cylinder to body booster end plate) | 9044 | Rod (carb. accelerator pump link overtravel lever) | 9B542 |
| Ring (driveshaft bearing retainer) | 4647 | Rod (carb. choke control) | 9A599 |
| Ring (eng. oil pump intermediate shaft retaining) | 6629 | Rod (carb. choke diaphragm adjusting) | 9F558 |
| Ring (front brake caliper piston) | 2B333 | Rod (carb. choke diaphragm control) | 9S567 |
| Ring (fuel tank sender retainer locking) | 9A307 | Rod (carb. fast idle cam) | 9D530 |
| Ring (headlamp bulb retaining) | 13015 | Rod (carb. float bowl vent) | 9A515 |
| Ring (horn blowing cam) | 13A811 | Rod (carb. metering) | 9A526 |
| Ring (lockout hub actuator knob retaining) | 1A093 | Rod (clutch master cylinder push) | 7A541 |
| Ring (P/S gear cylinder cap retaining) | 3A746 | Rod (clutch pedal to bellcrank) | 7521 |
| Ring (P/S gear worm shaft retaining) | 3D771 | Rod (clutch pedal to equalizer) | 7A580 |
| Ring (rear axle driving pinion bearing retainer) | 4669 | Rod (clutch pedal to idler lever) | 7521 |
| Ring (rear axle driving pinion pilot bearing) | 4627 | Rod (clutch release lever) | 7521 |
| Ring (starter motor drive stop) | 11222 | Rod (clutch slave cylinder push) | 7A507 |
| Ring (steering gear cylinder piston) | 3B541 | Rod (eng. mounted accelerator shaft to trans. throttle control outer lever) | 7A187 |
| Ring (transfer case input shaft bearing retainer) | 7N281 | Rod (eng. valve push) | 6565 |
| Ring (transfer case sprocket drive gear snap) | 7917 | Rod (hood support) | 16826 |
| Ring (trans. forward clutch piston spring pressure) | 7D256 | Rod (kickdown control shaft to trans.) | 7A187 |
| Ring (trans. front clutch piston disc spring pressure) | 7-7563 | Rod (parking brake band adjusting) | 2642 |
| Ring (trans. governor housing seal) | 7D011 | Rod (parking brake equalizer) | 2628 |
| Ring (trans. high & intermediate synchronizer blocking) | 7107 | Rod (parking brake lever to bellcrank) | 2A656 |
| Ring (trans. output shaft second speed gear split retaining) | 7109 | Rod (parking brake lever to cam universal) | 2826 |
| Ring (trans. output shaft second speed gear synchronizer blocking) | 7175 | Rod (parking brake rod replacement chart) | 2853 |
| Ring (trans. output shaft third & high synchronizer blocking) | 7107 | Rod (pedal to accelerator) | 9738 |
| Ring (trans. output shaft third speed synchronizer) | 7107 | Rod (transfer case control) | 7F066, 7F068, 7A315 |
| Ring (trans. synchronizer blocking) | 7107 | Rod (transfer case link lockout connecting) | 7B051 |
| Ring (trans. synchronizer stop) | 7174 | Rod (trans. bellcrank lever) | 7A024 |
| Ring (wheel rim lock) | 1021 | Rod (trans. gear selector) | 7326, 7340 |
| Ring (wheel trim) | 1210 | Rod (trans. gearshift idler lever) | 7342 |
| Ring assy. (alternator rotor slip) | 10328 | Rod (trans. gearshift low & reverse connection) | 7328 |
| Ring assy. (headlamp adjusting) | 13118-9 | Rod (trans. gearshift tube lever to idler lever high & intermediate shift) | 7326 |
| Ring & bushing assy. (lockout hub) | 1A052 | Rod (trans. gearshift tube lever to idler lever low & reverse shift) | 7328 |

ALPHABETICAL INDEX CHASSIS PARTS 1973/79
TRUCK SERIES 100/500

INDEX

| PART NAME | GROUP NUMBER | PART NAME | GROUP NUMBER |
|---|------------------------|--|--------------|
| Notes: Δ Refer to page 1 of Paint Section | | | |
| R — Cont'd | | S — Cont'd | |
| Rod (trans. intermediate band servo piston) | 7D023 | Screw (carb. diaphragm & retainer adjusting) | 9S544 |
| Rod (trans. kick-down control shaft to trans.) | 7A187 | Screw (carb. fast idle adjusting) | 9B538 |
| Rod (trans. manual shift) | 7326 | Screw (carb. pump discharge nozzle) | 9577 |
| Rod (trans. parking lever actuating) | 7A232 | Screw (carb. throttle body) | 9F529 |
| Rod (trans. parking pawl actuating) | 7D411 | Screw (distributor points) | 12230 |
| Rod (trans. shift) | 7A055 | Screw (front brake adjusting) | 2041 |
| Rod (trans. throttle control valve) | 7A380 | Screw (front brake caliper piston ring retainer) | 2B340 |
| Rod assy. (accelerator shaft to carb.) | 9747 | Screw (head lamp adjusting) | 13032 |
| Rod assy. (accelerator to bellcrank) | 9A702 | Screw (P/S gear housing cover) | 3E616 |
| Rod assy. (bellcrank to carb.) | 9772 | Screw (P/S gear sector shaft seal) | 3E617 |
| Rod assy. (booster push) | 2377 | Screw (rear axle electric shift drive) | 4086 |
| Rod assy. (eng. connecting) | 6200 | Screw (rear brake adjusting) | 2041 |
| Rod assy. (front wheel spindle connecting) | 3280 | Screw (starter motor pole piece) | 11415 |
| Rod assy. (transfer case control) | 7B051, 7F068 | Screw (steering gear control valve adapter) | 3E610 |
| | | Screw (steering gear sector shaft adjusting) | 3577 |
| Rod assy. (trans. gearshift high & intermediate connecting) | 7326 | Screw (transfer case input shaft bearing retainer) | 7247 |
| | | Screw (transfer case poppet spring) | 7245 |
| Rod assy. (trans. gearshift low & reverse connecting) | 7327 | Screw (transfer case shift fork set) | 7B360 |
| | | Screw (trans. gear shifter fork) | 7245 |
| Rod assy. (trans. high & intermediate idler lever) | 7325 | Screw (trans. gear shifter gate) | 7245 |
| Rod assy. (trans. parking pawl toggle operating lever) | 7A232 | Screw (trans. rear band adjusting) | 7A178 |
| | | Screw (trans. reverse band adjusting) | 7A178 |
| Roller (rear axle differential shift fork) | 4058 | Screw assy. (brake adjustment) | 2046 |
| Roller (transfer case countershaft cluster gear) | 7120 | Screw & sleeve assy. (brake shoe adjusting lever) | 2A181-2 |
| Roller (transfer case input shaft) | 7120 | Screw & washer assy. (housing cover) | 4346 |
| Roller (transfer case output shaft rear pilot) | 7A672 | Screw & washer (carb. air horn) | 9F529 |
| Roller (transfer case pinion bearing) | 7A672 | Seal (A/C air inlet door) | 19A812 |
| Roller (transfer case rear output shaft front pilot) | 7120 | Seal (A/C blower outlet) | 19C978 |
| Roller (trans. converter stator clutch) | 7190 | Seal (A/C evaporator case to dash) | 19C593 |
| Roller (trans. countershaft gear pilot bearing) | 7118, 7121, 7193 | Seal (A/C compressor high pressure valve) | 19A630 |
| | | Seal (A/C evaporator core) | 19A672 |
| | | Seal (A/C evaporator core cover) | 19B738 |
| Roller (trans. input shaft pilot bearing) | 7118 | Seal (A/C evaporator case front panel) | 19D706 |
| Roller (trans. output shaft pilot bearing) | 7120 | Seal (A/C evaporator core top)-front | 19A590 |
| Roller (trans. rear clutch sun gear front bearing) | 7C458 | Seal (A/C evaporator core tube to case) | 19B552 |
| Roller (trans. reverse band servo) | 7190 | Seal (A/C evaporator expansion valve cover) | 19C986 |
| Roller (trans. reverse idler gear bearing) | 7145 | Seal (A/C evaporator hose to floor) | 19A989 |
| Rotor assy. (alternator) | 10335 | Seal (A/C evaporator housing to floor) | 19C983 |
| Rotor assy. (distributor) | 12200 | Seal (A/C evaporator mounting channel to floor) | 19C981 |
| Rotor assy. (P/S pump) | 3D607 | Seal (A/C evaporator mounting channel to housing) | 19C982 |
| Rotor & shaft assy. (eng. oil pump drive) | 6608 | Seal (A/C tubes to dash panel) | 19B588 |
| Rubber lubricants | Δ | Seal (brake booster check valve) | 2B073 |
| Rubbing compounds | Δ | Seal (brake booster control valve piston-inner) | 2399 |
| Rust penetrant and inhibitor | Δ | Seal (brake booster push rod) | 2384 |
| | | Seal (brake booster rod) | 2373 |
| | | Seal (brake booster vacuum poppet) | 2308 |
| Screen (A/C compressor suction) | 19D729 | Seal (brake booster valve body) | 2372 |
| Screen (carb. fuel filter) | 9F525 | Seal (brake booster valve piston) | 2399 |
| Screen (trans. main control pump inlet) | 7E387 | Seal (carb. fast idle rod) | 9B501 |
| Screen assy. (trans. oil governor) | 7E242 | Seal (clutch pedal rod) | 7A533 |
| Screen assy. (trans. oil pan) | 7A098 | Seal (eng. crankshaft rear main) | 6336 |
| Screen, tube & cover assy. (eng. oil pump) | 6622 | Seal (eng. cylinder front cover oil) | 6700 |
| Screw (brake adjusting) | 2041 | Seal (eng. flywheel housing cover plate) | 6411 |
| Screw (brake cylinder bleeder) | 2208 | | |
| Screw (carb. air cleaner retainer to carb.) | 9C631 | | |

1973/79 ALPHABETICAL INDEX CHASSIS PARTS 25
TRUCK SERIES 100/500

INDEX

| PART NAME | GROUP NUMBER | PART NAME | GROUP NUMBER |
|--|---------------|--|--------------------|
| Notes: Δ Refer to page 1 of Paint Section | | | |
| S — Cont'd | | S — Cont'd | |
| Seal (eng. rear cover plate) | 6411, 6424 | Seal (trans. input shaft bearing retainer oil) | 7052 |
| Seal (eng. valve stem) | 6571 | Seal (trans. input shaft oil) | 7048, 7A283 |
| Seal (front axle shaft oil) | 3254 | Seal (trans. intermediate band servo piston) | 7D024-5 |
| Seal (front axle spindle arm) | 3132 | Seal (trans. intermediate brake drum) | 7D025 |
| Seal (front axle spindle connecting rod end) | 3332 | Seal (trans. manual control lever oil) | 7B498 |
| Seal (front axle spindle pin dust) | 3125 | Seal (trans. oil pressure regulator valve spring) | 7C062 |
| Seal (front axle spindle pin oil) | 3178 | Seal (trans. output shaft bearing retainer oil) | 4813, 7052 |
| Seal (front fender apron to dash) | 16B126 | Seal (trans. output shaft oil) | 7A011 |
| Seal (front fender to cowl) | 16126 | Seal (trans. primary sun gear) | 7C169, 7-7542-3 |
| Seal (front fender to frame) | 16C181 | Seal (trans. rear clutch piston oil inner) | 7E212 |
| Seal (front fender to front body pillar) | 16246 | Seal (trans. rear clutch piston oil outer) | 7C051 |
| Seal (front wheel brake backing plate) | 2B268 | Seal (trans. reverse band servo piston cover) | 7D040 |
| Seal (front wheel oil) | 1175 | Seal (trans. reverse clutch piston) | 7D403-4 |
| Seal (fuel tank sender) | 9E275 | Seal (trans. reverse clutch piston oil) | 7A548 |
| Seal (fuel tank vapor separator) | 9B076 | Seal (trans. reverse gear shifter arm pivot rubber) | 7288 |
| Seal (heater & A/C blower housing-inner) | 18C312 | Seal (trans. shifter fork cam & shaft shift lever) | 7288 |
| Seal (intake manifold to cylinder block) | 9A424-5 | Seal (trans. throttle control outer lever) | 7-7265 |
| Seal ("O" ring) | 7A294 | Seal (universal joint grease) | 4706 |
| Seal (P/S control valve adapter) | 3E614 | Seal (universal joint slip yoke dust cap) | 4820 |
| Seal (P/S gear housing cover) | 3D774 | Seal (water pump) | 8564 |
| Seal (P/S gear input shaft) | 3D526 | Seal (windshield washer nozzle) | 17634 |
| Seal (P/S gear input shaft dust) | 3D527 | Seal (windshield wiper pivot shaft to cowl top) | 17A475 |
| Seal (P/S pump rotor shaft oil) | 3B592 | Seal (wire terminal weather) | 12113 |
| Seal (rear axle driving pinion oil) | 4676 | Seal assy. (A/C compressor crankcase) | 19655 |
| Seal (rear axle shift fork) | 4072 | Seal assy. (brake vacuum booster control valve) | 2A588 |
| Seal (rear wheel bearing oil-inner) | 1177 | Seal assy. (front axle driving pinion oil) | 4676 |
| Seal (sensor-A/C thermostat temp) | 19C960 | Seal assy. (radiator to splash shield) | 8A310 |
| Seal (starter motor rear end housing) | 11K013 | Seal assy. (radiator upper to support) | 8A398 |
| Seal (steering column shaft) | 3B631 | Seal assy. (trans. extension housing) | 7052 |
| Seal (steering column weather) | 3513 | Seal assy. (trans. extension housing oil) | 7052 |
| Seal (steering gear adapter) | 3C515 | Seal assy. (trans. front oil pump oil) | 7A248 |
| Seal (steering gear piston) | 3805 | Seal assy. (trans. input shaft oil) | 7048 |
| Seal (steering gear sector shaft dust) | 3586, 3738 | Seal & gasket kit (P/S pump) | 3B584 |
| Seal (steering gear sector shaft oil) | 3591 | Seal & gasket kit (P/S reservoir to pump) | 3D684 |
| Seal (steering idler arm) | 3197 | Seal kit (eng. crankshaft rear main bearing) | 6A321 |
| Seal (steering gear valve cover) | 3D519 | Seal kit (P/S cylinder) | 3A764 |
| Seal (steering gear valve to housing) | 3756 | Seal kit (P/S gear adjuster plug) | 3D733 |
| Seal (transfer case adapter) | 7052 | Seal kit (P/S gear backup valve) | 3D731 |
| Seal (transfer case input and output shaft oil) | 7B215 | Seal kit (P/S gear input shaft) | 3E502 |
| Seal (transfer case oil pump) | 7A248 | Seal kit (P/S gear sector shaft) | 3E501 |
| Seal (trans. clutch & governor oil distributor sleeve oil) | 7-7883 | Seal kit (P/S gear "O" ring) | 3D734 |
| Seal (trans. clutch cylinder) | 7D019-20 | Seal kit (P/S gear sector shaft) | 3D732 |
| Seal (trans. clutch piston inner) | 7A294 | Seal kit (P/S gear) | 3C538 |
| Seal (trans. clutch piston oil) | 7C099 | Sealers | Δ |
| Seal (trans. clutch piston oil outer) | 7A548 | Seat (eng. valve rocker arm fulcrum) | 6A528 |
| Seal (trans. extension housing oil) | 7052 | Seat (P/S gear piston poppet valve) | 3E623 |
| Seal (trans. forward clutch cylinder) | 7D019 | Seat (P/S reservoir filter element retaining spring) | 3B754 |
| Seal (trans. forward clutch piston oil) | 7A548 | Seat (P/S tube to pressure line hose) | 3A700 |
| Seal (trans. front band servo piston guide oil) | 7C050 | Seat (rear spring) | 5793 |
| Seal (trans. front band servo piston oil) | 7A294 | Seat (trans. gearshift lever spring) | 7228 |
| Seal (trans. front clutch cylinder oil) | 7C328 | Seat (trans. oil pressure regulator valve spring) | 7C062 |
| Seal (trans. front oil pump oil) | 7A248 | | |

ALPHABETICAL INDEX CHASSIS PARTS 1973/79
TRUCK SERIES 100/500

INDEX

| PART NAME | GROUP NUMBER | PART NAME | GROUP NUMBER |
|--|---------------|--|----------------|
| Notes: Δ Refer to page 1 of Paint Section | | | |
| S — Cont'd | | S — Cont'd | |
| Seat (trans. rear clutch piston spring) | 7-7516 | Shaft assy. (coupling) | 4816-7 |
| Seat assy. (brake booster outlet tube) | 2B351 | Shaft assy. (drive) | 4602-6 |
| Seat assy. (front spring upper & lower) | 5A306-7 | Shaft assy. (eng. oil pump intermediate) | 6A618 |
| Seat assy. (water pump impeller) | 8517 | Shaft assy. (front axle) | 3219-20 |
| Selector assy. (trans.control) | 7200 | Shaft assy. (heater air damper door) | 18A390 |
| Sender (water temperature indicator eng. unit) | 10884 | Shaft assy. (heater-A/C damper door) | 18C466 |
| Sensor assy. (carb. air cleaner air temperature control) | 9E607 | Shaft assy. (rear axle) | 4234, 4235 |
| Sensor assy. (speed control) | 9E731 | Shaft assy. (steering column) | 3524, 3A526 |
| Separator (ignition wire) | 12297 | Shaft assy. (trans. accelerator shaft to carb.) | 7A185 |
| Separator assy. (fuel vacuum) | 9C369 | Shaft assy. (trans. control to accelerator) | 7A185 |
| Servo assy. (speed control) | 9C735 | Shaft assy. (trans. output) | 7060 |
| Servo & bracket assy. (speed control) | 9C734 | Shaft & bearing assy. (water pump) | 8530 |
| Shackle kit (front spring) | 5304 | Shaft & bracket assy. (eng. mounted accelerator) | 7A185 |
| Shackle kit (rear spring) | 5630 | Shaft & control assy. (P/S gear input) | 3D517 |
| Shaft (air compressor belt idler pulley) | 2876 | Shaft & counterweight (exhaust thermostat control valve) | 9A430 |
| Shaft (A/C damper door) | 19A580 | Shaft & lever assy. (carb. choke) | 9546 |
| Shaft (A/C inlet door) | 19A812 | Shaft & lever assy. (carb. choke housing) | 9A753 |
| Shaft (alternator rotor) | 10330 | Shaft & worm assy. (steering gear) | 3524 |
| Shaft (brake & clutch pedal) | 7506 | Sheath (rear view outside mirror control cable) | 17B742 |
| Shaft (brake pedal) | 2478 | Shell (trans. input) | 7D064 |
| Shaft (carb. float lever) | 9558 | Shell (wiring connector) | 14A309 |
| Shaft (damper) | 19C774 | Shield (alternator heat) | 10A346 |
| Shaft (distributor) | 12175 | Shield (alternator splash) | 10317 |
| Shaft (eng. valve rocker arm) | 6563 | Shield (battery) | 10757 |
| Shaft (front axle pinion differential) | 4211 | Shield (body side lamp) | 15B419 |
| Shaft (front axle yoke) | 3B387 | Shield (carb. choke thermostat) | 9861 |
| Shaft (P/S pump rotor) | 3B559 | Shield (carb. heat) | 9A462 |
| Shaft (rear axle) | 4235 | Shield (converter) | 5K282 |
| Shaft (rear axle differential shift fork) | 4149 | Shield (drive line heat) | 4A380 |
| Shaft (rear axle pinion differential) | 4211 | Shield (eng. mount heat) | 6C038 |
| Shaft (steering gear sector) | 3575 | Shield (exhaust manifold splash) | 9A462 |
| Shaft (transfer case differential side gear) | 7060 | Shield (front disc brakes) | 2K004 |
| Shaft (transfer case gearshift fork) | 7240 | Shield (fuel pump) | 9A397 |
| Shaft (transfer case idler) | 7140 | Shield (fuel tank) | 9B007 |
| Shaft (transfer case input) | 7017 | Shield (fuel tank filler pipe) | 9A097 |
| Shaft (transfer case intermediate gear) | 7111 | Shield (fuel tank heat) | 9A032, 9240 |
| Shaft (transfer case output) | 7061 | Shield (fuel tank sender) | 9A036 |
| Shaft (transfer case shift control) | 7240 | Shield (ign. wire heat) | 12A215 |
| Shaft (transfer case wheel shift) | 7240 | Shield assy. (fuel tank stone) | 9K036 |
| Shaft (trans. front band servo actuating lever) | 7A165 | Shield (fuel vapor storage canister) | 9D694 |
| Shaft (trans. gear shifter) | 7240-2 | Shield (fuel vapor valve) | 9B106 |
| Shaft (trans. gear shifter-fourth & fifth) | 7334 | Shield (idler pulley bearing dust) | 8687 |
| Shaft (trans. input) | 7015, 7017 | Shield (master cylinder heat) | 2137 |
| Shaft (trans. intermediate band actuating lever) | 7D433 | Shield (muffler inlet pipe) | 5E258 |
| Shaft (trans. output) | 7061 | Shield (parking brake drum) | 2A703-4 |
| Shaft (trans. parking pawl) | 7D071 | Shield (rear lamp) | 13A415 |
| Shaft (trans. parking plate) | 7D418 | Shield (starter motor heat) | 11006 |
| Shaft (trans. rear band servo actuating lever) | 7A171 | Shield (wiring) | 14A099 |
| Shaft (trans. reverse gearshifter) | 7242 | Shield assy. (clutch release lever dust) | 7513 |
| Shaft (trans. reverse idler gear) | 7140 | | |
| Shaft (trans. shift lever) | 7241 | | |
| Shaft (windshield defroster door control) | 18A292 | | |

1973/79
TRUCK SERIES 100/500

INDEX

| PART NAME | GROUP NUMBER | PART NAME | GROUP NUMBER |
|---|---------------|--|---------------|
| Notes: △ Refer to page 1 of Paint Section | | | |
| S — Cont'd | | S — Cont'd | |
| Shield assy. (fuel tank) | 9K014 | Sleeve (trans. clutch & governor oil distributor) | 7A168 |
| Shield assy. (fuel vapor storage canister) | 9E880 | Sleeve (trans. fourth & fifth clutch hub) | 7193 |
| Shield assy. (radiator grille heat) | 8C122-3 | Sleeve (trans. fourth & fifth speed synchronizer gear sliding) | 7187 |
| Shield assy. (spark plug heat) | 12A406 | Sleeve (trans. gearshift connecting rod adjustment) | 7353 |
| Shift assy. (rear axle) | 4062 | Sleeve (trans. gearshift connecting rod sleeve) | 7C285 |
| Shift assy. (transfer case) | 7210 | Sleeve (trans. intermediate & high clutch) | 7106 |
| Shim (front axle differential bearing) | 4067 | Sleeve (trans. low & reverse lever to high & intermediate lever) | 7336 |
| Shim (front axle driving pinion bearing) | 4109 | Sleeve (trans. main oil pressure booster) | 7D002 |
| Shim (front axle spindle pin) | 3117 | Sleeve (trans. oil distributor) | 7C232 |
| Shim (front spring) | 5355 | Sleeve (trans. output shaft oil) | 7-7063 |
| Shim (front suspension) | 3043 | Sleeve (trans. synchronizer sliding) | 7187 |
| Shim (hood hinge) | 16B792 | Sleeve (wiring connector) | 14489 |
| Shim (rear axle differential bearing) | 4067 | Sleeve assy. (speedo. gear) | 17297 |
| Shim (rear axle driving pinion bearing sleeve) | 4536, 4662 | Sleeve & bearing cup (rear axle driving pinion) | 4614 |
| Shim (rear axle driving pinion front bearing) | 4672 | Sleeve & ring assy. (lockout hub) | 1A028 |
| Shim (rear axle driving pinion rear bearing cup) | 4109 | Sliding clutch kit (rear axle) | 4A195 |
| Shim (rear axle pinion bearing) | 4663 | Slinger (eng. crankshaft oil) | 6310 |
| Shim (rear axle pinion bearing adjusting) | 4109 | Slinger (front axle driving pinion shaft oil) | 4670 |
| Shim (rear spring seat) | 5742 | Slinger (front wheel spindle shaft oil) | 3C132 |
| Shim (steering valve centering) | 3D688 | Slinger (input shaft) | 7017 |
| Shim (transfer case pinion bearing adjusting) | 7029 | Slinger (rear axle driving pinion shaft oil) | 4670 |
| Shim (transfer case rear output bearing) | 7029 | Slinger (rear hub oil) | 1165 |
| Shim (trans. output shaft fourth speed gear) | 7160 | Slinger (transfer case input shaft) | 7C016 |
| Shim (trans. synchronizer to output shaft & third speed idler gear) | 7160 | Slinger (trans. countershaft oil) | 7C016 |
| Shim kit (rear axle differential clutch) | 4A324 | Slip yoke (rear axle universal joint) | 4841 |
| Shim kit (steering gear sector shaft adjusting) | 3A657 | Small parts repair kit (trans.) | 7B331 |
| Shock absorber kit (front) | 18124 | Snap ring (lockout hub retaining) | 1B093 |
| Shock absorber kit (rear) | 18125 | Snap ring (steering gear sector shaft adjusting screw) | 3549 |
| Shoe (trans. reverse gearshifter arm) | 7235 | Snap ring (trans. converter stator clutch retainer) | 7945 |
| Shoe (trans. reverse gearshifting) | 7409 | Snap ring (trans. countershaft bearing) | 7030, 7160 |
| Shoe & lining assy. (front brake) | 2018 | Snap ring (trans. countershaft cluster gearshaft rear bearing) | 7070 |
| Shoe & lining assy. (rear brake) | 2218 | Snap ring (trans. countershaft gear & shaft retaining) | 7162 |
| Shoe & lining kit (front brake) | 2001 | Snap ring (trans. first & second speed synchronizer hub) | 7109 |
| Shoe & lining kit (rear brake) | 2200 | Snap ring (trans. first speed gear) | 7160 |
| Shoe hold down kit (brake) | 2A094 | Snap ring (trans. front band servo piston guide to servo) | 7-7366 |
| Shroud (carb. air cleaner air duct) | 9A603 | Snap ring (trans. front clutch pressure plate to cylinder) | 7-7567 |
| Shroud (fan) | 8146 | Snap ring (trans. gear shaft retainer) | 7064 |
| Shroud (steering column) | 3530 | Snap ring (trans. governor) | 7E253 |
| Slave cylinder repair kit (clutch) | 7560 | Snap ring (trans. input shaft) | 7064 |
| Sleeve (accelerator cable) | 9E865 | Snap ring (transfer case countershaft bearing) | 7026 |
| Sleeve (brake actuating spring anchor) | 2A183 | Snap ring (transfer case input shaft bearing) | 7070 |
| Sleeve (brake adjusting lever) | 2175 | Snap ring (transfer case output shaft bearing) | 7070 |
| Sleeve (brake distributor shaft plate) | 12A075 | Snap ring (trans. input shaft bearing) | 7026, 7070 |
| Sleeve (driveline splash) | 4K218 | Snap ring (trans. input shaft bearing retainer) | 7030 |
| Sleeve (eng. valve spring retainer) | 6517 | | |
| Sleeve (exhaust air supply pump muffler) | 9F458 | | |
| Sleeve (front wheel spindle connecting rod adjusting) | 3310 | | |
| Sleeve (fuel hose insulator) | 9C328 | | |
| Sleeve (fuel vapor storage canister purge inlet) | 9E629 | | |
| Sleeve (speed control connector adjuster) | 9D840 | | |
| Sleeve (starter motor coil retaining) | 11105 | | |
| Sleeve (steering column tube bearing) | 3518 | | |
| Sleeve (steering column tube to bracket) | 3693 | | |

ALPHABETICAL INDEX CHASSIS PARTS 1973/79
TRUCK SERIES 100/500

INDEX

| PART NAME | GROUP NUMBER | PART NAME | GROUP NUMBER |
|--|------------------------|---|------------------|
| Notes: Δ Refer to page 1 of Paint Section | | | |
| S — Cont'd | | S — Cont'd | |
| Snap ring (trans. input shaft bearing roller retainer washer) | 7117 | Spacer (carb. diaphragm) | 9B581 |
| Snap ring (trans. input shaft bearing to shaft) | 7064 | Spacer (carb. to intake manifold) | 9A589 |
| Snap ring (trans. intermediate & high clutch hub synchronizer) | 7109 | Spacer (coupling shaft bearing bracket) | 4831 |
| Snap ring (trans. output shaft) | 7059 | Spacer (coupling shaft center support) | 4A345 |
| Snap ring (trans. output shaft bearing) | 7026, 7030, 7070 | Spacer (eng. camshaft gear or sprocket) | 6265 |
| Snap ring (trans. output shaft bearing to shaft) | 7064 | Spacer (eng. crankshaft damper) | 6359 |
| Snap ring (trans. output shaft ring gear retainer) | 7C122 | Spacer (eng. front support) | 6A096 |
| Snap ring (trans. output shaft second speed gear) | 7160-1 | Spacer (eng. front mount) | 6A059 |
| Snap ring (trans. output shaft second speed synchronizer shifting plate) | 7161 | Spacer (eng. front support insulator) | 6A066 |
| Snap ring (trans. output shaft synchronizer) | 7059 | Spacer (eng. support insulator) | 6A027 |
| Snap ring (trans. output shaft third speed idler gear) | 7109 | Spacer (exhaust air supply mounting bracket) | 9B461 |
| Snap ring (trans. pilot roller bearing retainer) | 7059 | Spacer (exhaust control valve) | 9A470 |
| Snap ring (trans. rear clutch piston spring retaining) | 7-7517 | Spacer (exhaust manifold to muffler inlet pipe) | 9A435 |
| Snap ring (trans. rear servo piston retaining) | 7-7417 | Spacer (front axle radius arm bracket) | 3B244 |
| Snap ring (trans. reverse idler gear bearing roller) | 7156 | Spacer (front bumper pad) | 17C864 |
| Snap ring (trans. second & third hub) | 7160 | Spacer (fuel tank bracket to frame) | 9071 |
| Snap ring (trans. speedo. drive gear) | 7064 | Spacer (fuel tank support) | 9N062 |
| Snap ring (trans. synchronizer hub) | 7059 | Spacer (headlamp door) | 13058 |
| Snap ring (trans. synchronizer to shaft) | 7059, 7064 | Spacer (headlamp switch) | 11675 |
| Snap ring (trans. third & high synchronizer clutch hub) | 7109 | Spacer (idler pulley) | 8A613 |
| Snap ring (universal joint bearing) | 4891 | Spacer (idler pulley bracket) | 8A652 |
| Snow plow kit | 19E537 | Spacer (lockout hub drive gear) | 1N245 |
| Socket (brake adjusting screw) | 2048 | Spacer (parking brake bellcrank to trans.) | 2A750 |
| Socket (trans. control selector lever) | 7228 | Spacer (parking brake control mounting) | 2849 |
| Socket assy. (instrument panel lamp) | 13711 | Spacer (P/S aux. reservoir tube) | 3F509 |
| Socket & retainer assy. (cigar lighter) | 15055 | Spacer (P/S control valve spool) | 3A658 |
| Socket & wire assy. (body side lamp) | 15A442 | Spacer (P/S gear piston poppet valve) | 3E625 |
| Socket & wire assy. (control lamp) | 18541 | Spacer (P/S gear sector shaft seal) | 3D529 |
| Socket & wire assy. (front side lamp) | 15A434 | Spacer (P/S pump adjusting bracket) | 3D600 |
| Socket and wire (utility lamp) | 15A559 | Spacer (pulley to fan) | 8546 |
| Socket & wiring assy. (dome lamp) | 13A719 | Spacer (radiator reinforcement) | 8A045 |
| Socket & wiring assy. (lamp) | 13410, 13234 | Spacer (radio knob) | 18A830 |
| Solenoid assy. (carb. float bowl vent) | 9B982 | Spacer (rear axle driving pinion bearing) | 4537, 4662 |
| Solenoid assy. (carb. throttle emission control) | 9D856 | Spacer (rear shock absorber bracket to side member rear) | 18199 |
| Solenoid assy. (starter motor) | 11390 | Spacer (rear spring) | 5729 |
| Spacer (air compressor mounting bracket) | 2887 | Spacer (rear spring clamp) | 5731 |
| Spacer (A/C blower motor mounting) | 19C671 | Spacer (rear view outside mirror support clamp) | 17D677 |
| Spacer (air pump) | 9B488 | Spacer (spare wheel carrier) | 1423 |
| Spacer (alternator fan) | 10A344 | Spacer (speedo. drive gear) | 17288 |
| Spacer (alternator pulley) | 10A344 | Spacer (starter motor) | 11N004 |
| Spacer (alternator rectifier mounting) | 10A382 | Spacer (steering column shaft coupling) | 3C760 |
| Spacer (aux. spring to rear spring) | 5594 | Spacer (steering gear housing) | 3A572 |
| Spacer (battery hold down) | 10747 | Spacer (throttle cable bracket) | 9K706 |
| Spacer (brake cylinder cup) | 2227 | Spacer (transfer case countershaft gear) | 7115 |
| Spacer (brake master cyl. push rod) | 2B129 | Spacer (transfer case idler gear bearing) | 7125 |
| Spacer (brake vacuum booster control valve spring to disc) | 2390 | Spacer (transfer case rear output shaft drive gear bearing) | 7080 |
| | | Spacer (transfer case side gear bearing) | 7115 |
| | | Spacer (trans. countershaft gear pilot bearing) | 7115, 7135 |
| | | Spacer (trans. extension bearing) | 7D233, 7-7094 |

INDEX

| PART NAME | GROUP NUMBER | PART NAME | GROUP NUMBER |
|--|--------------|--|--------------|
| Notes: △ Refer to page 1 of Paint Section | | | |
| S — Cont'd | | S — Cont'd | |
| Spacer (trans. gearshift rod) | 7E275 | Spring (carb. choke plate) | 9560 |
| Spacer (trans. input shaft bearing to inner race) | 7063 | Spring (carb. fast idle adjusting screw) | 9578 |
| Spacer (trans. output shaft rear bearing) | 7072 | Spring (carb. float bowl vent rod) | 9560 |
| Spacer (trans. rear countershaft) | 7072 | Spring (carb. idle adjusting needle) | 9578 |
| Spacer (trans. reverse idler gear bearing) | 7482 | Spring (carb. idle adjusting screw) | 9578 |
| Spacer (trans. throttle pressure valve secondary) | 7D227 | Spring (carb. throttle return) | 9B569 |
| Spacer (wheel bearing) | 3299 | Spring (clutch pedal lever assist) | 7A600 |
| Spacer (windshield wiper mounting) | 17514 | Spring (clutch release retracting) | 7523 |
| Spacer (windshield wiper switch) | 17C491 | Spring (distributor) | 12191-2 |
| Spacer (wire connector) | 14A468 | Spring (distributor breaker plate) | 12A187 |
| Spacer assy. (body side lamp) | 15A230 | Spring (drive shaft centering socket race ball) | 4A073 |
| Spacer assy. (body mounting to frame) | 5C050 | Spring (eng. oil pump relief valve) | 6670 |
| Spacer assy. (front suspension air cylinder) | 3A192 | Spring (eng. valve) | 6513 |
| Spacer assy. (rear spring) | 5729 | Spring (eng. valve rocker arm to shaft locating) | 6587 |
| Spacer bushing (P/S control valve spool) | 3A658 | Spring (exhaust control valve stop) | 9A458 |
| Spare wheel carrier kit | 1440 | Spring (exhaust control valve tension) | 9A469 |
| Spark plug assy. | 12405 | Spring (exhaust thermostat control valve) | 9449 |
| Speaker assy. (radio receiver) | 18808 | Spring (front axle spindle pin compression) | 3277 |
| Speaker kit (stereo) | 18808 | Spring (fuel pump rocker arm return) | 9380 |
| Speed control kit | 9A818 | Spring (fuel pump valve) | 9360 |
| Speedometer assy. | 17255 | Spring (hanger to bracket) | 5A291 |
| Speedometer cable kit (speed control) | 9A820 | Spring (hanger to bracket & clamp) | 5A291 |
| Speedometer gear (drive) | 17285 | Spring (headlamp ball ring) | 13031 |
| Speedometer gear (driven) | 17271, | Spring (hood assist) | 16C644 |
| | 17322 | Spring (hood aux. catch) | 16897 |
| Spider (rear axle differential) | 4211 | Spring (hood hinge) | 16789 |
| Spider (transfer case differential pinion) | 7A399 | Spring (hood latch trigger) | 16921 |
| Spindle (front) | 3105-6 | Spring (horn blowing) | 13A807 |
| Splash kit (wheel guard) | 16A550 | Spring (horn button index) | 14479 |
| Splicer (A/C refrigerant line) | 19D695 | Spring (instrument panel parking brake warning lamp retaining) | 10A848 |
| Spotlamp | 15313 | | |
| Spring (accelerator pedal pivot) | 9C804 | Spring kit (trans. control oil pressure compensator) | 7D245 |
| Spring (accelerator retracting) | 9737 | | |
| Spring (accelerator shaft to pedal) | 9760 | Spring (lockout hub pressure) | 1A054 |
| Spring (alternator brush) | 10349 | Spring (muffler to bracket) | 5A291 |
| Spring (brake adjusting lever override) | 2D176 | Spring (parking brake adjusting) | 2749 |
| Spring (brake adjusting lever return) | 2A180 | Spring (parking brake band support) | 2640 |
| Spring (brake adjusting screw) | 2049 | Spring (parking brake compression) | 2635 |
| Spring (brake automatic adjusting lever return) | 2A180 | Spring (parking brake lever return) | 2A651 |
| Spring (brake booster) | 2361 | Spring (parking brake link) | 2A601 |
| Spring (brake booster check valve) | 2418 | Spring (parking brake release) | 2634 |
| Spring (brake booster control valve) | 2392 | Spring (P/S gear piston poppet valve) | 3E624 |
| Spring (brake booster control valve return) | 2A157 | Spring (P/S pump flow control valve) | 3A570, |
| Spring (brake booster poppet return) | 2392 | | 3D586 |
| Spring (brake booster vacuum control valve) | 2438 | Spring (P/S pump oil filter retaining) | 3B688 |
| Spring (brake caliper support) | 2B486 | Spring (P/S pump pressure plate) | 3D596 |
| Spring (brake clamp) | 2A190 | Spring (P/S pump slipper) | 3B601 |
| Spring (brake cylinder piston return) | 2204 | Spring (rear brake cam & lever anti-rattle) | 2A601 |
| Spring (brake pedal retracting) | 2472 | Spring (rear view outside mirror arm pivot) | 17B745 |
| Spring (brake shoe adjusting screw) | 2049 | Spring (starter motor brush holder) | 11059 |
| Spring (brake shoe hold down) | 2068 | Spring (starter motor plunger return) | 11103 |
| Spring (brake shoe retracting) | 2035-6, | Spring (steering column locking lever) | 3B664 |
| | 2296-7 | Spring (steering column position) | 3D655 |
| Spring (carb. accelerator pump lever return) | 9636 | Spring (steering column position lock) | 3B768 |
| Spring (carb. accelerator pump upper) | 9D598 | Spring (steering column shaft universal joint) | 3C669 |
| Spring (carb. choke control) | 9587 | Spring (steering column upper bearing) | 3520 |

INDEX

| PART NAME | GROUP NUMBER | PART NAME | GROUP NUMBER |
|--|--------------|--|--------------|
| Notes: Δ Refer to page 1 of Paint Section | | | |
| S — Cont'd | | S — Cont'd | |
| Spring (transfer case control selector lever) | 7B071 | Starter assy. | 11001-2 |
| Spring (transfer case lockout clutch) | 7D126 | Stator assy. (alternator) | 10336 |
| Spring (transfer case shift rod poppet) | 7219 | Stator assy. (trans. converter) | 7932 |
| Spring (trans. control selector lever) | 7B071 | Stator & coil assy. (alternator) | 10336 |
| Spring (trans. converter stator clutch) | 7A814 | Step bumper kit (rear) | 17906 |
| Spring (trans. direct drive clutch piston) | 7B488 | Stop (accelerator pedal) | 9816 |
| Spring (trans. front band servo piston retracting) | 7A003 | Stop (alternator rotor) | 10A360 |
| Spring (trans. front clutch piston disc) | 7B070 | Stop (brake booster slave cylinder piston) | 2A265 |
| Spring (trans. gearshift lever) | 7208, | Stop (rear axle bumper) | 4A171 |
| | 7227 | Stop (spare wheel) | 1422 |
| Spring (trans. gearshift selector stop) | 7293 | Stop (spindle connecting rod clamp) | 3F620 |
| Spring (trans. gearshift selector tube) | 7379 | Stop (steering arm) | 3A706 |
| Spring (trans. gearshift shaft lock plunger) | 7234 | Stop (trans. reverse band adjusting) | 7C492 |
| Spring (trans. gearshift tube retract) | 7227 | Stop assy. (windshield wiper motor) | 17C479 |
| Spring (trans. gearshifter shaft poppet) | 7234 | Strap (fuel tank hanger) | 9068 |
| Spring (trans. interlock shaft) | 7234 | Strap (ignition coil mounting) | 12043-4 |
| Spring (trans. intermediate band servo piston) | 7D028 | Strap assy. (fuel tank) | 9054 |
| Spring (trans. kickdown control lever retracting) | 7B146 | Strap assy. (fuel tank support) | 9092 |
| Spring (trans. low & reverse gate plunger) | 7219 | Strap assy. (radio hood bond) | 18870 |
| Spring (trans. manual control valve detent lever) | 7A261 | Striker (hood latch) | 16A944 |
| Spring (trans. manual valve detent) | 7E332 | Strut (trans. front band actuating) | 7A158 |
| Spring (trans. park plate torsion) | 7D417 | Strut (trans. intermediate band anchor) | 7D430 |
| Spring (trans. parking pawl return) | 7D070 | Strut (trans. intermediate brake band) | 7D029 |
| Spring (trans. parking pawl toggle return) | 7E416 | Strut (trans. rear band) | 7A172, |
| Spring (trans. poppet) | 7234 | | 7A175 |
| Spring (trans. rear band servo piston) | 7D474 | Strut (trans. reverse band anchor) | 7A175 |
| Spring (trans. rear clutch piston) | 7A480 | Stud (eng. valve rocker arm support) | 6A527 |
| Spring (trans. rear clutch pressure plate) | 7E085 | Stud (front axle steering arm to spindle) | 3A146 |
| Spring (trans. reverse clutch piston return) | 7D405 | Stud (front shock absorber mounting lower) | 18036 |
| Spring (trans. reverse gate plunger) | 7219 | Stud (parking brake link) | 2837 |
| Spring (trans. reverse gear shifter shaft gate lock ball) | 7234 | Stud (P/S cylinder) | 3B711 |
| | | Stud (P/S pump support) | 3D683 |
| Spring (trans. reverse servo piston) | 7D031 | Stud (rear axle shaft flange) | 1151 |
| Spring (trans. reverse shift lug) | 7219 | Stud (rear shock absorber to frame) | 18196 |
| Spring (trans. shift fork cam & shaft lock plunger) | 7234 | Stud (rear shock absorber to spring seat cap) | 18193 |
| Spring (trans. sliding gear tension) | 7234 | Stud (spare wheel carrier) | 1458 |
| Spring (trans. synchronizer blocking) | 7B137 | Stud (starter mtr field terminal) | 11102 |
| Spring (turn indicator control arm tension) | 13346 | Stud (trans. gearshift connecting rod adjusting) | 7B415 |
| Spring (turn indicator pawl) | 13316 | Stud (transfer case to support) | 7A053 |
| | | Stud & washer assy. (front shock absorber to axle) | 18033 |
| Spring (turn indicator switch hub) | 13355 | Stud & washer assy. (front shock absorber upper to axle) | 18033 |
| Spring (windshield wiper motor brush) | 17B599 | | |
| Spring assy. (aux.) | 5588 | Suction line (A/C evaporator to compressor) | 19867 |
| Spring assy. (front) | 5310 | Support (accelerator shaft) | 9E858 |
| Spring assy. (rear) | 5560 | Support (bearing collar) | 4835 |
| Spring & extension kit (accelerator return) | 9737 | Support (brake tube bracket) | 2B357 |
| Spring & insert repair kit (trans. low & reverse synchronizer) | 7109 | Support (eng. front bracket) | 6046 |
| | | Support (eng. rear) | 6A023 |
| Spring & retainer (brake & clutch master cylinder piston return) | 2145 | Support (eng. valve rocker arm shaft) | 6531 |
| | | Support (exhaust air supply hose) | 9C487 |
| Spring centering kit (P/S control valve) | 3A675 | Support (front spring) | 5B306 |
| Sprocket (eng. camshaft) | 6256 | Support (fuel tank) | 9053, 9061, |
| Sprocket (eng. crankshaft) | 6306 | | 9063 |
| Stabilizer (accelerator bellcrank) | 9D702 | Support (fuel tank filler pipe) | 9B213 |

1973/79
TRUCK SERIES 100/500

INDEX

| PART NAME | GROUP NUMBER | PART NAME | GROUP NUMBER |
|---|--------------------------|--|-----------------|
| Notes: Δ Refer to page 1 of Paint Section | | | |
| S — Cont'd | | S — Cont'd | |
| Support (hood latch) | 16774 | Switch assy. (ignition barometric pressure) | 12A243 |
| Support (idler pulley bracket) | 8A653 | Switch assy. (low vacuum warning indicator) | 10A922 |
| Support (parking brake cable) | 2A664 | Switch assy. (marker lamp blinker) | 15443 |
| Support (parking brake lever) | 2A707 | Switch assy. (parking brake) | 15A851 |
| Support (parking brake lever sector) | 2797 | Switch assy. (rear axle electric shift automatic) | 4107 |
| Support (P/S auxiliary oil reservoir tube) | 3F550 | Switch assy. (rear axle electric shift control) | 4078 |
| Support (P/S pump) | 3C511 | Switch assy. (seat belt warning indicator) | 10B924 |
| Support (radiator) | 16138 | Switch assy. (stop light) | 13480 |
| Support (radiator grille bracket mounting) | 8A489 | Switch assy. (trans. gearshift neutral) | 7A247 |
| Support (radiator grille upper) | 8407 | Switch assy. (trans. spark control) | 7E440 |
| Support (radiator side) | 16152-3 | Switch assy. (turn indicator) | 13B302 |
| Support (radiator to radiator frame) | 8A359 | Switch assy. (windshield wiper & washer) | 17A553 |
| Support (rear view outside mirror) | 17678 | Switch assy. (w/S/W Park switch) | 17A511 |
| Support (spare wheel carrier stop bar) | 1497 | Switch & bracket assy. (horn control) | 13A936 |
| Support (spare wheel carrier) | 1A462 | Switch & button assy. (speed control actuator) | 9C888 |
| Support (spare wheel rear) | 1401 | Switch & mounting plate assy. (turn indicator) | 13341 |
| Support (trans. gearshift rod) | 7E274 | Switch & wire assy. (glove compt. lamp) | 14413 |
| Support (wiring) | 14A194 | Switch & wiring (utility lamp) | 15B590 |
| Support assy. (brake caliper) | 2B301 | Switch & wiring assy. (emergency warning) | 13A350 |
| Support assy. (carb. booster venturi) | 9A523 | | |
| Support assy. (driveshaft center bearing) | 4306 | Switch, flasher & wiring assy. (emergency warning) | 15583 |
| Support assy. (exhaust) | 5A246, 5260, 5D264 | Swivel (carb. choke diaphragm adjusting) | 9F558 |
| | | Swivel (carb. choke plate adjusting) | 9D563 |
| | | Synchronizer assy. (trans.) | 7124 |
| Support assy. (fuel tank—rear) | 9097 | Synchronizer assy. (trans. first & second) | 7124 |
| Support assy. (radiator to frame) | 8A339 | Synchronizer assy. (trans. fourth & fifth speed) | 7124 |
| Support assy. (rear view outside mirror lower) | 17A736 | Synchronizer assy. (trans. second & third speed) | 7124 |
| Support assy. (rear view outside mirror upper) | 17A732 | Synchronizer assy. (trans. sliding gear) | 7124 |
| Support assy. (relay to starter cable) | 14550 | Synchronizer assy. (trans. third & fourth) | 7124 |
| Support assy. (spare wheel carrier) | 1405 | | |
| Support assy. (steering idler arm) | 3436 | T | |
| Support assy. (trans. converter stator) | 7A108 | Tachometer assy. | 17360 |
| Support assy. (trans. kickdown rod) | 7E286 | Tank assy. (brake air reservoir) | 2063 |
| Support assy. (trans. planetary gears) | 7A130 | Tank assy. (fuel) | 9002 |
| Support assy. (trans. rear) | 7A383 | Tank & bracket (A/C vacuum reservoir) | 19A566 |
| Support sleeve | 4826 | Tape (electrical insulating) | Δ |
| Switch (brake pressure differential valve warning lamp) | 2B264 | Tape (masking) | Δ |
| Switch (coolant temperature controlled vacuum) | 8A564 | Tappet assy. (eng. valve) | 6500 |
| Switch (starter motor relay solenoid) | 11450 | Tee (brake booster control) | 2B350 |
| Switch (transfer case lockout) | 7E440 | Tee (fuel vapor storage cannister) | 9E645 |
| Switch assy. (A/C) | 19986 | Tee (windshield washer hose) | 17A601 |
| Switch assy. (courtesy lamp) | 13713 | Tee connection (windshield wiper hose to foot control) | 17615 |
| Switch assy. (distributor modulator ambient) | 12A164 | Tee connector (transmission oil cooler water return) | 8289 |
| Switch assy. (distributor modulator valve) | 12A182 | Terminal (electric wiring solderless crimp on type) | 14294 |
| Switch assy. (emergency warning indicator) | 13B302 | Terminal (high tension wire) | 14466 |
| Switch assy. (fog lamp) | 15A214 | Terminal (starter motor field) | 11102 |
| Switch assy. (fuel tank selector) | 9A050 | Terminal (wire) | 14468, 14474 |
| Switch assy. (front door lock) | 14028 | Thermostat (water) | 8575 |
| Switch assy. (headlamp dimmer) | 13A024 | Thermostat assy. (A/C evaporator temperature control) | 19618 |
| Switch assy. (headlamp on instrument panel) | 11654 | Thimble (transfer case shift rod hole) | 7A107 |
| Switch assy. (heater) | 18578 | Thinners | Δ |
| Switch assy. (heater overheat thermostat) | 18B498 | Tonneau cover kit (pickup box) | 501A42 |
| Switch assy. (horn bar type) | 13A805 | | |
| Switch assy. (horn blowing) | 13A875 | | |
| Switch assy. (ignition) | 11572 | | |

ALPHABETICAL INDEX CHASSIS PARTS 1973/79
TRUCK SERIES 100/500

INDEX

| PART NAME | GROUP NUMBER | PART NAME | GROUP NUMBER |
|--|---------------------------|---|-----------------|
| Notes: Δ Refer to page 1 of Paint Section | | | |
| T — Cont'd | | T — Cont'd | |
| Trailer hitch kit | 19D520 | Tube (trans. main control lower valve body suction) | 7A102 |
| Transducer | 9F452 | Tube (trans. oil distributor) | 7D000 |
| Transmission assy. (incl. converter) | 7000 | Tube (trans. oil pressure regulator compensator valve) | 7A206 |
| Transmission assy. (less converter) | 7003 | | |
| Trap (rear axle filler plug) | 4A309 | Tube (trans. oil pressure regulator lubrication) | 7A208 |
| Trough (hood opening side) | 16C647 | Tube (trans. oil pressure regulator main control valve) | 7-7469 |
| Trunnion (accelerator rod) | 9773 | | |
| Trunnion (accelerator shaft to bellcrank rod) | 9A846 | Tube (vacuum distributor) | 12226 |
| Trunnion (clutch release lever) | 7522 | Tube (water by-pass) | 8555 |
| Trunnion (trans. cover) | 7221 | Tube assy. (air cleaner air intake) | 9A624, 9C675 |
| Trunnion (trans. gearshift housing) | 7221 | | |
| Trunnion (trans. gearshift lever) | 7B125 | Tube assy. (brake booster control valve) | 2B147 |
| Tube | 2269 | Tube assy. (brake booster control valve to tee) | 2B356 |
| Tube (air by-pass vacuum) | 9F286 | Tube assy. (brake booster rear) | 2352 |
| Tube (aux. fuel tank vent hose coupling) | 9049 | Tube assy. (brake clutch master cylinder to slave cylinder) | 2-2443 |
| Tube (brake booster connecting) | 2B052 | | |
| Tube (brake hand control valve) | 2B067 | Tube assy. (brake cylinder connection) | 2286 |
| Tube (brake shut-off to reactivator valve) | 2B227 | Tube assy. (brake differential valve to eng.) | 2B315 |
| Tube (brake vacuum straight) | 2A542 | Tube assy. (brake hydraulic straight) | 2K032 |
| Tube (carb. air cleaner air intake) | 9652, 9A675 | Tube assy. (brake line) | 2265 |
| | | Tube assy. (brake master cylinder outlet rear) | 2B253 |
| Tube (eng. crankcase vent) | 6758 | Tube assy. (brake master cylinder to connector) | 2A040 |
| Tube (eng. to trans. vacuum) | 7F022 | Tube assy. (brake master cylinder to front brake connector) | 2-2264 |
| Tube (exhaust air supply lower) | 9A484 | | |
| Tube (exhaust air supply pump outlet) | 9B457 | Tube assy. (brake master cylinder to rear brake hose) | 2265 |
| Tube (exhaust gas recirculation valve to exhaust manifold) | 9D477 | Tube assy. (brake master cylinder to rear brake tube connector) | 2A199 |
| Tube (front axle spindle connecting rod) | 3281 | | |
| Tube (fuel) | 9291 | Tube assy. (brake tee to rear axle hose) | 2A284 |
| Tube (fuel filler vapor expansion tank to canister) | 9D673 | Tube assy. (brake tube connector to rear brake hose) | 2265 |
| Tube (fuel tank vent upper) | 9049 | | |
| Tube (fuel vapor expansion tank to canister) | 9D674-5 | Tube assy. (brake vacuum booster control valve to center control valve) | 2-2333 |
| Tube (heater blower motor vent) | 19A786 | | |
| Tube (heater water outlet) | 18663 | Tube assy. (brake vacuum booster control valve to hydraulic cylinder) | 2-2337-8 |
| Tube (intake manifold to brake check valve) | 2569 | | |
| Tube (parking brake rear wheel) | 2A728-9 | Tube assy. (brake vacuum booster outlet) | 2234 |
| Tube (rear axle housing vent) | 4A001 | Tube assy. (carb. air cleaner hot air inlet) | 9652 |
| Tube (rear left brake) | 2268 | Tube assy. (clutch master cylinder to slave cylinder) | 7A512 |
| Tube (rear wheel parking brake control valve to foot control valve) | 2A726 | Tube assy. (eng. oil level indicator) | 6754 |
| Tube (rear wheel parking brake control valve to foot control valve supply) | 2A725 | Tube assy. (eng. to trans. front & rear) | 7B094-5 |
| Tube (rear wheel parking brake control valve to release valve) | 2A727 | Tube assy. (exhaust air supply) | 9B448 9B449 |
| | | Tube assy. (front brake cylinder connection) | 2A335 |
| Tube (thermostatic choke control inlet) | 9820 | Tube assy. (front brake hose to tee) | 2A156 |
| Tube (thermostatic choke control outlet) | 9819 | Tube assy. (fuel line) | 2265 |
| Tube (trans. breather) | 7A246 | Tube assy. (fuel pump to carb.) | 9369 |
| Tube (trans. clutch & governor oil) | 7A170, 7A173, 7A174 | Tube assy. (fuel pump to fuel filter) | 9B273 |
| | | Tube assy. (fuel tank outlet) | 9237 |
| | | Tube assy. (fuel tank to pump crossover) | 9282 |
| Tube (trans. control selector) | 7212 | Tube assy. (fuel tank to pump tank end) | 9B280 |
| Tube (trans. front band servo oil) | 7-7379, 7D469 | Tube assy. (fuel vapor storage cannister inlet) | 9E616 |
| | | Tube assy. (fuel vapor return) | 9G271 |

INDEX

| PART NAME | GROUP NUMBER | PART NAME | GROUP NUMBER |
|---|------------------|--|------------------|
| Notes: Δ Refer to page 1 of Paint Section | | | |
| T — Cont'd | | V — Cont'd | |
| Tube assy. (fuel vapor storage cannister purge outlet) | 9D667 | Valve (trans. manual control) | 7C389 |
| Tube assy. (fuel vapor tank to cannister cross over) | 9D683 | Valve assy. (air by-pass) | 9B289 |
| Tube assy. (master cylinder to rear brake hose) | 2A272 | Valve assy. (A/C compressor high pressure) | 19A990 |
| Tube assy. (master cylinder to rear brake tube connector) | 2-2271 | Valve assy. (A/C compressor low pressure) | 19752 |
| Tube assy. (right rear brake) | 2267 | Valve assy. (A/C evaporator expansion) | 19849 |
| Tube assy. (steering column) | 3509, 3514 | Valve assy. (A/C vacuum selector) | 19B888 |
| Tube assy. (tee to forward rear axle brake hose) | 2A283 | Valve assy. (brake booster check) | 2365 |
| Tube assy. (thermostatic choke control outlet) | 9817 | Valve assy. (carb. air cleaner temperature sensor override) | 9E862 |
| Tube assy. (thermostatic choke heater) | 9C869 | Valve assy. (carb. air cleaner vacuum control) | 9A995 |
| Tube assy. (trans. gearshift) | 7212 | Valve assy. (air cleaner duct vacuum control) | 9E897 |
| Tube assy. (trans. oil cooler inlet & outlet) | 7A030-1 | Valve assy. (carb. choke delay) | 12A091 |
| Tube assy. (trans. oil filler) | 7A228 | Valve assy. (distributor modulator) | 12A170 |
| Tube & clip assy. (fuel pump to fuel filter) | 9G281 | Valve assy. (distributor retard control) | 12A208 |
| Tube & retainer assy. (fuel tank air release) | 9B215 | Valve assy. (distributor vacuum control check) | 12A197 |
| Tube & sleeve assy. (fuel vapor purge inlet) | 9E630 | Valve assy. (distributor vacuum delay control) | 12A091 |
| Tube & socket assy. (trans. gearshift) | 7209 | Valve assy. (carb. float bowl vent) | 9E589 |
| Tune-up kit (carb.) | 9A586 | Valve assy. (exhaust air supply check) | 9A487 |
| Tune-up kit (ignition) | 12405 | Valve assy. (exhaust control) | 9A427 |
| Turn kit (snow plow) | 19F502 | Valve assy. (exhaust gas recirculating back pressure) | 9F452 |
| Two speed shift repair kit (rear axle) | 4A098 | Valve assy. (exhaust gas recirculation) | 9D475 |
| U | | Valve assy. (exhaust gas recirculation solenoid vacuum) | 9D474 |
| "U" bolt (front spring) | 5455 | Valve assy. (exhaust gas recirculation vacuum control) | 9D473 |
| "U" bolt (rear spring) | 5705 | Valve assy. (exhaust gas recirculation vacuum load control) | 9F424 |
| "U" bolt (steering shock absorber) | 3E654 | Valve assy. (fuel tank selector) | 9189 |
| "U" bolt (trans. gearshift selector tube bracket) | 7-7330 | Valve assy. (fuel vapor) | 9B593 |
| Undercoating | Δ | Valve assy. (fuel vapor storage cannister) | 9B693 |
| Unit hydraulic control (snow plow) | 19J537 | Valve assy. (headlamp cover vacuum check) | 13B064 |
| Universal joint | 4635 | Valve assy. (heater water control) | 18495 |
| Universal joint kit (drive line) | 4635 | Valve assy. (integral exhaust gas recirculation and back pressure control) | 9D448 |
| Upholstery color reconditioners | Δ | Valve assy. (master cyl.) | 2178 |
| Used car reconditioning materials | Δ | Valve assy. (P/S gear control) | 3A730 |
| V | | Valve (A/C compressor pressure relief) | 3A730 |
| Vacuum motor & bracket assy. (carb air cleaner) | 9D612 | Valve (A/C heater temperature regulator) | 3A561 |
| Valve (A/C compressor pressure relief) | 19D664 | Valve (A/C refrigerant line compressor) | 19752, 19A990 |
| Valve (A/C heater temperature regulator) | 18502 | Valve assy. (thermactor idle vacuum) | 9C328 |
| Valve (A/C refrigerant line compressor) | 19752, 19A990 | Valve assy. (thermactor vacuum vent control) | 9H301 |
| Valve (brake pressure control) | 2B091 | Valve assy. (trans. tube) | 7D174 |
| Valve (brake pressure differential) | 2B257 | Valve & bracket assy. (vacuum differential) | 9E441 |
| Valve (brake pressure metering) | 2B161 | Valve & hose assy. (speed control) | 9E802 |
| Valve (carb. accelerator pump check) | 9576 | Valve & seat assy. (carb. fuel inlet) | 9564 |
| Valve (eng. exhaust) | 6505 | Valve & solenoid assy. (fuel tank selector) | 9189 |
| Valve (eng. intake) | 6507 | Valve & spring repair kit (trans. front pump relief) | 7A135 |
| Valve (eng. positive crankcase vent P.C.V.) | 6A666 | Valve kit (carb. fuel inlet) | 9564 |
| Valve (exhaust thermostat control) | 9460 | Valve kit (P/S control valve return port relief) | 3E710 |
| Valve (fuel pump) | 9358 | Valve kit (P/S gear check) | 3D728 |
| Valve (P/S gear piston poppet) | 3E622 | Valve repair kit (brake vacuum booster poppet) | 2433 |
| Valve (power brake booster check) | 2365 | Valve repair kit (P/S hydraulic control) | 3A650 |
| Valve spring (eng. retainer) | 6514 | Valve rod & plunger assy. (brake booster) | 2377 |
| Valve spring (eng. retainer key) | 6518 | | |
| Valve (trans. intermediate servo accumulator check) | 7D376 | | |

ALPHABETICAL INDEX CHASSIS PARTS 1973/79
TRUCK SERIES 100/500

INDEX

| PART NAME | GROUP NUMBER | PART NAME | GROUP NUMBER |
|---|----------------------------|---|------------------|
| Notes: Δ Refer to page 1 of Paint Section | | | |
| V — Cont'd | | W — Cont'd | |
| Vent (rear axle housing) | 4022 | Washer (transfer case front output shaft) | 7A385 |
| Vent (trans. case) | 7034 | Washer (transfer case front output shaft gear thrust) | 7067 |
| Vent (trans. gearshift housing) | 7034 | Washer (transfer case idler gear thrust) | 7C341 |
| Vent (transfer case output shaft bearing retainer) | 7034 | Washer (transfer case low range gear thrust) | 7C350 |
| Vent assy. (trans. case) | 7034 | Washer (transfer case output shaft pilot rollers) | 7067 |
| Venturi (P/S pump) | 3760 | Washer (transfer case pinion roller thrust) | 7067 |
| Voltmeter assy. (instrument cluster) | 10797 | Washer (transfer case rear output shaft) | 7B368 |
| W | | Washer (transfer case side gear front shaft thrust) | 7A385 |
| Washer (battery terminal corrosion arrester) | 10A717 | Washer (transfer case spring cup) | 7067 |
| Washer (brake shoe adjusting) | 2052 | Washer (trans. constant mesh low gear) | 7071 |
| Washer (brake shoe anchor pin) | 2029 | Washer (trans. converter impeller thrust) | 7A812 |
| Washer (brake shoe hold down spring) | 2066 | Washer (trans. converter reactor thrust primary) | 7937 |
| Washer (distributor driven gear thrust) | 12179 | Washer (trans. countershaft) | 7119 |
| Washer (distributor shaft thrust upper) | 12179 | Washer (trans. countershaft cluster gear thrust) | 7119 |
| Washer (driving pinion & coupling shaft) | 4637 | Washer (trans. countershaft retainer) | 7198 |
| Washer (eng. camshaft sprocket) | 6278 | Washer (trans. forward clutch hub thrust) | 7D090 |
| Washer (eng. crankshaft pulley retaining) | 6378 | Washer (trans. front clutch hub to input shaft thrust) | 7-7577 |
| Washer (eng. valve rocker arm shaft) | 6590 | Washer (trans. front clutch sun gear thrust front) | 7D484 |
| Washer (eng. valve rocker arm shaft spring) | 6598 | Washer (trans. front pump support thrust) | 7D014 |
| Washer (front axle differential pinion thrust) | 4230 | Washer (trans. gearshift arm thrust) | 7D363 |
| Washer (front axle differential side gear) | 4228 | Washer (trans. gearshift lever socket to tube anti-vibrator spring) | 7C228 |
| Washer (front hub outer hearing retainer) | 1195 | Washer (trans. input shaft thrust) | 7019 |
| Washer (front shock absorber) | 18041, 18A065, 18073 | Washer (trans. input shell thrust) | 7D066 |
| Washer (fuel pump discharge hose retainer gasket) | 9A364 | Washer (trans. intermediate brake drum thrust) | 7C096 |
| Washer (lockout hub drive gear) | 1C245 | Washer (trans. main shaft thrust) | 7019 |
| Washer (lockout hub plate bolt) | 1A032 | Washer (trans. output shaft) | 7119 |
| Washer (lockout hub retaining plate bolt) | 1A092 | Washer (trans. output shaft & gear assy. planet gear thrust) | 7A242 |
| Washer (P/S control valve centering spring) | 3C517 | Washer (trans. output shaft bearing) | 17288 |
| Washer (P/S gear ball return guide clip) | 3E615 | Washer (trans. output shaft gear thrust) | 7056, 7117 |
| Washer (P/S gear housing side cover) | 3E626 | Washer (trans. output shaft hub thrust) | 7D422 |
| Washer (P/S gear worm seal retainer) | 3E611 | Washer (trans. output shaft second speed gear) | 7069 |
| Washer (rear axle differential side gear thrust) | 4228 | Washer (trans. output shaft thrust front) | 7A385 |
| Washer (rear axle driving pinion) | 4637 | Washer (trans. output shaft thrust rear) | 7B368 |
| Washer (rear axle driving pinion bearing thrust) | 4667 | Washer (trans. planet carrier thrust) | 7A166 |
| Washer (rear axle flange to pinion) | 4637 | Washer (trans. primary sun gear to rear brake drum thrust rear) | 7C096 |
| Washer (rear axle high speed clutch plate thrust) | 4147 | Washer (trans. primary to secondary sun gear thrust front) | 7-7545 |
| Washer (rear axle pinion bearing thrust) | 4667 | Washer (trans. reverse clutch hub thrust) | 7D091 |
| Washer (rear axle spider pinion thrust) | 4230 | Washer (trans. reverse drum to case) | 7D072 |
| Washer (rear shock absorber stud) | 18039-40 | Washer (trans. reverse idler gear bushing thrust) | 7728 |
| Washer (rear wheel bearing nut lock) | 1124 | Washer (trans. reverse idler gear thrust) | 7029, 7728 |
| Washer (starter motor armature thrust) | 11036 | Washer (trans. secondary sun gear thrust) | 7A166, 7-7524 |
| Washer (starter motor field terminal) | 11093 | Washer (trans. turbine to converter cover forward thrust) | 7962 |
| Washer (starter motor field terminal insulating) | 11094 | Washer (universal joint slip yoke dust cap) | 4819 |
| Washer (starter motor field terminal screw) | 11095 | Waxes | Δ |
| Washer (steering gear sector cover back-up seal) | 3C559, 3E560 | Wedge (front axle spring seat) | 5A313 |
| Washer (steering gear valve assy. thrust bearing outer and inner) | 3321 | | |
| Washer (steering gear worm sector thrust) | 3579 | | |
| Washer (steering shaft coupling bolt) | 3C660 | | |
| Washer (transfer case clutch gear thrust) | 7C341 | | |
| Washer (transfer case drive pinion bearing thrust) | 7728 | | |

INDEX

| PART NAME | GROUP NUMBER | PART NAME | GROUP NUMBER |
|---|--------------|---|--------------|
| Notes: Δ Refer to page 1 of Paint Section | | | |
| W — Cont'd | | W — Cont'd | |
| Wedge (rear axle) | 4A406 | Wire assy. (license lamp connector) | 13A441 |
| Weight (carb. pump discharge ball) | 9B511 | Wire assy. (low vacuum warning indicator) | 10A920 |
| Weight (trans. converter cover balance) | 7955 | Wire assy. (main) | 14401 |
| Weight (wheel balance) | 1040 | Wire assy. (marker lamp to switch) | 15A404 |
| Wheel assy. | 1007 | Wire assy. (parking brake switch) | 15K857 |
| Wheel assy. (A/C blower motor) | 19834 | Wire assy. (power door locks) | 14A412 |
| Wheel assy. (steering) | 3600 | Wire assy. (radio speaker) | 19A041 |
| Wick (distributor shaft) | 12133 | Wire assy. (radio speaker extension) | 19A123 |
| Wire (bulk) | 14296 | Wire assy. (rear axle shift control switch) | 14668 |
| Wire (instrument cluster) | 10B942 | Wire assy. (rear axle shift motor to control extension) | 14674 |
| Wire assy. (A/C) | 19C603 | | |
| Wire assy. (A/C blower motor feed) | 19949 | Wire assy. (rear axle shift motor to control switch) | 14667 |
| Wire assy. (A/C thermostat to clutch) | 19A885 | Wire assy. (rear lamp) | 14405 |
| Wire assy. (alternator regulator extension) | 10A545 | Wire assy. (rear lamp connector) | 13A409 |
| Wire assy. (alternator to voltage regulator) | 14305 | Wire assy. (rear view outside mirror lamp feed) | 17B719-20 |
| Wire assy. (backup lamp switch extension) | 15A545 | Wire assy. (relay feed marker lamp) | 14A303 |
| Wire assy. (backup lamp switch to rear lamp feed) | 15525 | Wire assy. (seat belt retractor switch) | 14A504 |
| | | Wire assy. (seat belt switch) | 14A546 |
| Wire assy. (camper trailer lamp feed) | 13A576 | Wire assy. (starter motor circuit jumper) | 12638 |
| Wire assy. (carburetor choke) | 9E692 | Wire assy. (starter motor relay to junction block) | 14439 |
| Wire assy. (carb. emission control solenoid ground) | 9P664 | Wire assy. (starter motor switch to trans. solenoid lock) | 11446 |
| Wire assy. (charge indicator) | 10A665 | Wire assy. (stop lamp switch) | 13A411 |
| Wire assy. (dash panel to eng. gauge feed) | 14289 | Wire assy. (stop lamp switch jumper) | 13A427 |
| Wire assy. (dash panel to headlamp junction) | 14290 | Wire assy. (tachometer lamp) | 14064 |
| Wire assy. (distributor breaker ground) | 12264 | Wire assy. (throttle modulator control) | 9E724 |
| Wire assy. (distributor primary terminal) | 12216 | Wire assy. (throttle modulator valve ground) | 9E717 |
| Wire assy. (distributor to spark plug radio resistance) | 12286 | Wire assy. (trailer battery feed) | 14A346 |
| | | Wire assy. (trailer brake control switch release) | 14A348 |
| Wire assy. (dome lamp feed) | 13A719 | Wire assy. (trailer lamps) | 15436 |
| Wire assy. (eng. block heater) | 6B018 | Wire assy. (turn indicator flasher) | 14404 |
| Wire assy. (fuel gauge tank unit ground) | 14176 | Wire assy. (voltage meter) | 10A651 |
| Wire assy. (fuel tank sender) | 14406 | Wire assy. (voltage regulator extension) | 10A545 |
| Wire assy. (generator to voltage regulator) | 14305 | Wire assy. (warning indicator) | 14A313 |
| Wire assy. (headlamp leads) | 13076 | Wire assy. (water temperature indicator) | 10B886 |
| Wiring assy. (heater control) | 18B604 | Wire assy. (windshield wiper switch to motor) | 17B587 |
| Wire assy. (heater switch to blower motor) | 18A586 | Wire & connector assy. (breakerless ignition) | 14A614 |
| Wire assy. (horn) | 13N866 | Wire & connector assy. (distributor & electronic switch) | 14A614 |
| Wire assy. (horn feed) | 13A940 | | |
| Wire assy. (horn jumper) | 13A840 | Wire & socket assy. (ash receptacle lamp) | 13A726 |
| Wire assy. (horn switch) | 13927, | Wire & socket assy. (rear license lamp) | 13412 |
| | 14308 | Wire kit (trailer lamp plug) | 15A416 |
| Wire assy. (ignition coil resistor) | 12336 | Wire set (spark plug) | 12259 |
| Wire assy. (ignition coil to distributor high tension) | 12298 | Wire terminal kit | 14294 |
| | | Wiring (heater blower motor) | 18B518 |
| Wire assy. (ignition module) | 12A200 | Wiring assy. (A/C—hang on) | 19C603 |
| Wire assy. (ignition module—jumper) | 12A209 | Wiring assy. (backup lamp) | 15536 |
| Wire assy. (ignition switch to fuel pump switch) | 9A342 | Wiring assy. (back window heat control) | 18C617 |
| Wire assy. (instrument panel to dash panel) | 14401 | Wiring assy. (body main) | 14A005 |
| Wire assy. (interior lamp) | 13A709 | Wiring assy. (carb. throttle emission control solenoid) | 9D857 |
| Wire assy. (interior lamp jumper) | 13A718 | | |

INDEX

| PART NAME | GROUP NUMBER | PART NAME | GROUP NUMBER |
|--|--------------|--|-----------------|
| Notes: △ Refer to page 1 of Paint Section | | | |
| W — Cont'd | | W — Cont'd | |
| Wiring assy. (carb. throttle emission control solenoid jumper) | 9D866 | Wrench (wheel nut) | 17032, 17035 |
| Wiring assy. (distributor to amplifier) | | Y | |
| Wiring assy. (fuel tank selector switch) | 12A095 | | |
| Wiring assy. (indicator lamp) | 9A124 | Yoke (coupling shaft flange) | 4866 |
| Wiring assy. (seat sensor switch) | 13A705 | Yoke (drive shaft center) | 4784 |
| Wiring assy. (speed control) | 14A576 | Yoke (driveshaft centering socket) | 4782 |
| Wrench (jack handle) | 9A840 | Yoke (steering column coupling shaft slip) | 3814 |
| | 17032 | Yoke (trans. shaft coupling) | 7B198 |

**1973/79
TRUCK SERIES 100/500**

INDEX

Included in the Paint Section are the following:

| | Page No. | | | Page No. | |
|--|-----------|-----------|--|----------|------------|
| | U.S. | Canada | | U.S. | Canada |
| Paints, Thinners, etc., including Black and White Finishes | 1 | 2 | Lacquers and Synthetic Enamels—Exterior Paint—listed by Warranty Plate | | |
| Thinners and Reducers | 1 | 2 | Body Color Code | 12,13 | 14 thru 16 |
| Sealers and Undercoats | 1 | 2 | Appearance and Maintenance Materials | 17 | 20 |
| Rubbing Compounds | 1 | 2 | Paints and Refinishing Materials | 17 | 20 |
| Specialties | 2 | 2,3 | Cleaners, Waxes and Polishes | 17 | 20 |
| Lacquers and Synthetic Enamels—Interior | 3 thru 11 | 3 thru 11 | Clear Vision Aids | 17 | 21 |
| Paints | | | Cooling System Aids | 17,18 | 21 |
| | | | Motor Oils and Lubricants | 18 | 21,22 |
| | | | Sealers and adhesives | 18,19 | 22 |
| | | | Special Products | 19,20 | 22,23 |
| | | | Used Truck Reconditioning Materials | 23 | 24 |

LIQUID MEASURE

Most liquid measures listed in this catalog are in U.S. sizes; however, those measures which are specified for unique Canadian parts are in Imperial or Metric sizes.

The capacity in ounces and litres for both U.S. and Imperial measures are specified below:

| | 1/2 PT. | PINT | QUART | GALLON |
|----------|-------------------|-------------------|------------------|------------------|
| Imperial | 10 oz. (284.1 ml) | 20 oz. (568.2 ml) | 40 oz. (1.136 l) | 160 oz. (4.55 l) |
| U.S. | 8 oz. (236.6 ml) | 16 oz. (478.1 ml) | 32 oz. (.946 l) | 128 oz. (3.78 l) |

**PAINTS, THINNERS, ETC.
U.S. USAGE**

Note: The aerosol products listed below do not utilize a fluorocarbon propellant system.

| DESCRIPTION | PART NUMBER | DESCRIPTION | PART NUMBER |
|--|-------------|--|--------------|
| BLACK and WHITE FINISHES | | SEALERS and UNDERCOATS — Cont'd | |
| Chassis black—1 gal. can | B8A 1713-A | Sealer acrylic lacquer (non-sanding) -- gray—1 gal. can | AR60 13-A |
| THINNERS and REDUCERS | | Lacquer primer—surfacer | |
| Acrylic Thinner (for AR60 acrylic lacquers)— extra high gloss -- 1 gal. | AR60 644-A | -- dark gray —1 gal. can | M6J 12-D |
| Lacquer thinner No. 2 (medium fast dry) -- 5 gal. can | M14J 646-J | -- red —1 gal. can | M6J 13-D |
| -- 55 gal. drum | M14J 646-K | -- light gray —1 gal. can | M6J 13-E |
| Enamel reducer (for AE60 acrylic enamels)— 1 gal. can | DL60 647-A | -- medium gray -- 13 oz. spray can | M6J 12-H |
| Acrylic thinner (for AR60 acrylic lacquers)— 1 gal. can | AR60 647-A | Interior primer—interior parts of electron cure coated ABS plastic -- 13 oz. spray can— this adhesion improving sealer does not contain polychlorinate biphenyl (PCB) | D7AZ 19000-C |
| Silicone Decontaminant (Fish Eye Killer)— 1 qt. can | AE60 649-A | Interior primer—for polypropylene interior parts— 13 oz. aerosol can | D7AZ 19000-B |
| SEALERS and UNDERCOATS | | RUBBING COMPOUNDS | |
| Sealer, acrylic enamel (non-sanding) -- gray—1 gal. can | AE60 12-A | Mechanical wheel polishing compound— 1 gal. can | AR60 3789-B |

1973/79
TRUCK SERIES 100/500

PAINTS, THINNERS, ETC.
U.S. USAGE

Note: The aerosol products listed below do not utilize a fluorocarbon propellant system.

| DESCRIPTION | PART NUMBER | DESCRIPTION | PART NUMBER |
|---|-------------|--|-------------|
| SPECIALTIES | | SPECIALTIES — Cont'd | |
| Silicone and wax remover—1 gal. can | DL60 3721-A | Flattening Paste (for lowering the gloss of high gloss lacquer paints) — 1 qt. | AR60 652-C |
| Acrylic lacquer (clear)—1 qt. can | AR60 50-C | | |
| Acrylic lacquer final blend coat (clear)—1 gal. | AR60 650-A | | |

PAINTS, THINNERS, ETC.
CANADIAN USAGE

| DESCRIPTION | PART NUMBER | DESCRIPTION | PART NUMBER |
|---|---|---|--|
| BLACK and WHITE FINISHES | | THINNERS and REDUCERS — Cont'd | |
| Chassis black enamel (dull)—16 oz.—spray bomb | CD2AZ 19500-AJ | Vinyl reducer 1+1— for use with CD7AZ 19568-A vinyl primer—1 gal. | CD7AZ 19566-A |
| THINNERS and REDUCERS | | Leveller (over spray)—12 oz. spray can | CB7A 19500-Y |
| Acrylic thinner (for AR60 acrylic lacquers)—extra high gloss — 1 gal. (U.S.) | AR60 644-A | Final car wash—thinner used to wash vehicle prior to painting—1 gal. | CD2AZ 19566-A |
| Acrylic thinner (for AR60 acrylic lacquers)— 1 gal. (U.S.) | AR60 647-A | Final car wash—thinner used to wash vehicle prior to painting — 4 litres | CE0AZ 19566-D |
| Enamel reducer (for AE60 acrylic enamels)—1 gal. can (U.S.) | DL60 647-A | SEALERS and UNDERCOATS | |
| Silicone Decontaminant (Fish Eye Killer)—32 oz. can | AE60 649-A | Lacquer primer—surfacers — dark gray—1 gal. (U.S.) — red —1 gal. (U.S.) | M6J 12-D M6J 13-D |
| Sila Chek—Silicone Decontaminant (Fish Eye Eliminator)—for acrylic enamel and lacquer—2 oz. | CD2AZ 649-A | Sealer, acrylic lacquer (non-sanding) — gray—1 gal. (U.S.) | AR60 13-A |
| Acrylic lacquer thinner— Fast dry—panel refinishing — 1 gal. Fast dry—panel refinishing — 4 litres Normal dry—complete refinishing — 1 gal. Normal dry—complete refinishing — 4 litres | CC5AZ 19566-B CE0AZ 19566-A CC5AZ 19566-D CE0AZ 19566-B | Interior primer—interior parts of electron cure coated ABS plastic—13 oz. spray can | D7AZ 19000-C |
| Acrylic enamel reducers—for CAE60 paints— Retarder reducer — 1 gal. Retarder reducer — 4 litres Hot weather reducer — 5 gal. Hot weather reducer — 1 gal. Hot weather reducer — 20 litres Hot weather reducer — 4 litres Standard reducer — 1 gal. Standard reducer — 5 gal. Standard reducer — 4 litres Standard reducer — 20 litres | CD4AZ 19566-A CE0AZ 19566-E CD4AZ 19566-B CD4AZ 19566-E CE0AZ 19566-F CE0AZ 19566-J CD4AZ 19566-C CD4AZ 19566-D CE0AZ 19566-G CE0AZ 19566-H | Interior primer—for polypropylene interior parts—13 oz. can | D7AZ 19000-B |
| Alkyd enamel reducers— Hot & humid weather—above 80° F — 1 gal. — 5 gal. — 4 litres Cold weather—below 70° F — 1 gal. — 5 gal. — 15 gal. — 4 litres Normal drying 70°–80° F — 1 gal. — 5 gal. — 4 litres For Fast Dri additive CD6AZ-19503-A — 1 gal. — 5 gal. — 4 litres | CC0AZ 19566-A CC0AZ 19566-B CE0AZ 19566-K CBJ 19566-A CBJ 19566-B CD6AZ 19566-C CE0AZ 19566-L CC5AZ 19566-E CC5AZ 19566-F CE0AZ 19566-C CD6AZ 19566-A CD6AZ 19566-B CE0AZ 19566-M | Primer surfaces — red —1 qt. — red —1 gal. — gray—1 qt. — gray—1 gal. | CB9CZ 19574-A CB9CZ 19574-B CB9CZ 19568-A CB9CZ 19568-B |
| Lacquer thinner (exc. acrylic lacquers) Fast dry—1 gal. — 5 gal. — 4 litres Normal dry—5 gal. —15 gal. | CBM 19567-C CBM 19567-A CE0AZ 19567-A CD6AZ 19567-A CD6AZ 19567-B | Primer surfacer (for enamel or lacquer) — 1 gal. | CD6AZ 19568-A |
| | | Vinyl primer 1+1— for refinishing galvanize steel—1 gal. | CD7AZ 19568-A |
| | | Primer sealers (Jet-Seal) Red — 1 qt. (U.S.) Red — 1 gal. (U.S.) Gray — 1 qt. (U.S.) Gray — 1 gal. (U.S.) | CD4AZ 19574-B CD4AZ 19574-C CD4AZ 19574-D CD4AZ 19574-E |
| | | RUBBING COMPOUNDS | |
| | | Mechanical wheel polishing compound—1 gal. (U.S.) | AR60 3789-B |
| | | Acrylic enamel rubbing compound—3 lb. tin | CD2AZ 3789-A |
| | | Acrylic lacquer rubbing compound—fast cut — (4) 3 1/2 lb. tin | CD7AZ 3789-A |
| | | Rubbing compound—16 oz. tin | CD7AZ 3789-B |
| | | SPECIALTIES | |
| | | Acrylic lacquer (clear)—1 qt. (U.S.) | AR60 50-C |
| | | Acrylic lacquer final blend coat (clear)—1 gal. (U.S.) | AR60 650-A |
| | | Flattening Paste (for lowering the gloss of high gloss lacquer paints) — 1 qt. (U.S.) | AR60 652-C |
| | | Silicone and wax remover —1 gal. (U.S.) | DL60 3721-A |

**1973/79
TRUCK SERIES 100/500**

**LACQUERS AND SYNTHETIC ENAMELS
INTERIOR PAINTS**

| YEAR | INTERIOR TRIM | INTERIOR LOCATION | | | | INTERIOR PAINT | | SUFFIX 15 OZ. 13 OZ. |
|------|---------------|---|--|--|--|----------------|-------------|-------------------------|
| | COLOR/CODE | -I/P=Instrument panel -U/P=Upper instrument panel -S/C=Steering column -I/C=Other interior components I/P U/P S/C I/C | | | | COLOR | PART NUMBER | |

PASSENGER AREA - LACQUER - SPRAY CAN

U.S. and CANADIAN USAGE

Note: The interior spray paints listed below do not utilize a fluorocarbon propellant system.
 *Black components may be included in any trim scheme - use M4J 2083-H for metallic or M4J 1724-H for non-metallic.
 %Painted black or exterior body color #For exposed interior sheet metal surfaces painted exterior body color - refer to exterior paint section
 ▲ W/S Defroster Cover (044A98) △ Except W/S Defroster Cover (044A98)

1973/75 ECONOLINE

| | | | | | | | | | |
|-------|--|-----|-----|-----|-----|--------------------------|----------|--|---|
| 73/74 | Black 1,11,12,13,14,15 | * | * | * | * | Black | M4J 1724 | | H |
| | | * | * | * | * | Black Metallic | M4J 2083 | | H |
| 73/74 | Blue/2,21,22,23 24,25,26,27,28, B,B1,B2,B7,B8, K,K1,K2,S,S1,S2 | | | | I/C | Gray-NR(3/79) | ★ 4013 | | |
| | | I/P | U/P | S/C | I/C | Blue Metallic | M4J 4021 | | H |
| | | | | | I/C | Blue-NR(3/79) | ★ 1867 | | |
| | | | | | I/C | Gray-NR(3/79) | ★ 4013 | | |
| 73/74 | Ginger/3,31,32,33, 34,35,36,37,38, C,C1,C2,C7,C8, L,L1,L2,T,T1,T2 | I/P | U/P | S/C | | Ginger (dark)-NR(5/78) | ★ 3606 | | |
| | | | | | I/C | Ginger (medium)-NR(3/79) | ★ 3605 | | |
| | | | | | I/C | Ginger (light) | ★ | | |
| | | | | | I/C | Gray-NR(3/79) | ★ 4013 | | |
| 73/74 | Green/4,41,42,43, 44,45,46,47,48, D,D1,D2,D7,D8, M,M1,M2,U,U1,U2 | I/P | U/P | S/C | I/C | Green Metallic-NR(11/76) | ★ 4004 | | |
| | | | | | I/C | Green | ★ | | |
| | | | | | I/C | Gray-NR(3/79) | ★ 4013 | | |
| | | | | | | | | | |
| 75 | Black 1,11,12 | * | * | * | * | Black | M4J 1724 | | H |
| | | * | * | * | * | Black Metallic | M4J 2083 | | H |
| | | | | | I/C | Gray-NR(3/79) | ★ 4013 | | |
| | | | | | I/C | White | M4J 3290 | | H |
| 75 | Blue/2,21,22, B,BA,BJ,B1,B2, K,KA,KJ,K1,K2, S,SA,SJ,S1,S2 | I/P | U/P | S/C | I/C | Blue Metallic | M4J 4021 | | H |
| | | | | | I/C | Blue-NR(3/79) | ★ 1867 | | |
| | | | | | I/C | Gray-NR(3/79) | ★ 4013 | | |
| | | | | | I/C | White | M4J 3290 | | H |
| 75 | Tan/3,31,32, C,CA,CJ,C1,C2, L,LA,LJ,L1,L2, T,TA,TJ,T1,T2 | I/P | U/P | S/C | I/C | Tan (medium) | M4J 4043 | | H |
| | | | | | I/C | Tan (light) | M4J 4042 | | H |
| | | | | | I/C | Gray-NR(3/79) | ★ 4013 | | |
| | | | | | I/C | White | M4J 3290 | | H |
| 75 | Green/4,41,42, D,DA,DJ,D1,D2 M,MA,MJ,M1,M2 U,UA,UJ,U1,U2 | I/P | U/P | S/C | I/C | Green Metallic-NR(3/79) | ★ 4061 | | |
| | | | | | I/C | Green-NR (3/78) | ★ 4063 | | |
| | | | | | I/C | Gray-NR(3/79) | ★ 4013 | | H |
| | | | | | I/C | White | M4J 3290 | | H |

1973/75 F SERIES

| | | | | | | | | | | |
|----|--|---|-----|-----|--|---|----------------|----------|--|---|
| 73 | Blue - 1,2,23, B,B3,K,K3 Black/Blue- 2B,BB,KB | % | | | | | | | | |
| | | | U/P | S/C | | | Black Metallic | M4J 2083 | | H |
| | | | | | | ▲ | Blue Metallic | M4J 4021 | | H |
| | | | | | | △ | Blue | M4J 4036 | | H |
| | | | | | | △ | White | M4J 3290 | | H |

1973/79
TRUCK SERIES 100/500

LACQUERS AND SYNTHETIC ENAMELS

INTERIOR PAINTS

| YEAR | INTERIOR TRIM | INTERIOR LOCATION | | | | INTERIOR PAINT | | SUFFIX 15 OZ. 13 OZ. |
|------|---------------|--|-----|-----|-----|----------------|-------------|-------------------------|
| | COLOR/CODE | -I/P=Instrument panel -U/P=Upper instrument panel -S/C=Steering column -I/C=Other interior components | | | | COLOR | PART NUMBER | |
| | | I/P | U/P | S/C | I/C | | | |

PASSENGER AREA - LACQUER - SPRAY CAN

U.S. and CANADIAN USAGE

Note: The interior spray paints listed below do not utilize a fluorocarbon propellant system
 *Black components may be included in any trim scheme - use M4J 2083-H for metallic or M4J 1724-H for non-metallic.
 %Painted black or exterior body color #For exposed interior sheet metal surfaces painted exterior body color - refer to exterior paint section

▲ W/S Defroster Cover (044A98) △ Except W/S Defroster Cover (044A98)

1973/75 F SERIES - Cont'd

| | | | | | | | | | | |
|-------|---|---|---|---|-----|--------------------------|-----|------|---|---|
| 74/75 | Ginger - 3V,3W,3Z, 33,37,38, C,C3,C5,C6,C7,C8 L, LN, LO, LR, L3, L5, L6, L7, L8 Black/Ginger - 3B,3E,3F CB,CE,CF LB,LE,LF | % | % | % | | | | | | |
| | | | | | ▲ | Ginger (dark)-NR(5/78) | ★ | 3606 | | |
| | | | | | △ | Ginger (dark)-NR(5/78) | ★ | 3606 | | |
| | | | | | △ | Ginger (medium)-NR(3/79) | ★ | 3605 | | |
| | | | | | △ | White | M4J | 3290 | | H |
| 74/75 | Black - 4,4B,4E, 4F,4V,4W,4Z,43, 45,46,47,48, D,DB,DE,DF,D3,D5, D6,D7,D8, M,MB,ME,MF,MN MO,MR,M3,M5,M6, M7,M8 | * | * | * | * | Black | M4J | 1724 | H | |
| | | * | * | * | * | Black Metallic | M4J | 2083 | H | |
| | | | | | I/C | White | M4J | 3290 | H | |
| | | | | | | | | | | |
| 74/75 | Red - 5,5Z,53,55, 56,E,E3,N,NR, N3 Black/Red - 5B,5E,5F,EB,NB | % | % | % | | | | | | |
| | | | | | ▲ | Red Metallic | M4J | 4020 | H | |
| | | | | | △ | Red Metallic | M4J | 4020 | H | |
| | | | | | △ | Red | M4J | 4056 | H | |
| 74 | Green - 6,63,65 66,67,68 F,F3,F5,F6,F7,F8, O,03,05,06,07,08 Black/Green - 6B,6E,6F,FB,FE, FF,0B,0E,0F | % | % | % | | | | | | |
| | | | | | ▲ | Green Metallic-NR(11/76) | ★ | 4004 | | |
| | | | | | △ | Green Metallic-NR(11/76) | ★ | 4004 | | |
| | | | | | △ | Green-NR (3/77) | ★ | 4032 | | |
| 75 | Green - 6,6V,6W,6Z, 63,65,66,67,68, F,F3,F5,F6,F7,F8, O,ON,OO,OR,03,05, 06,07,08 Black/Green - 6B,6E,6F,FB,FE,FF, 0B,0E,0F | % | % | % | | | | | | |
| | | | | | ▲ | Green Metallic-NR(3/79) | ★ | 4061 | | |
| | | | | | △ | Green Metallic-NR(3/79) | ★ | 4061 | | |
| | | | | | △ | Green-NR (3/78) | ★ | 4065 | | |
| 74 | Avocado - G,G3 P,P3 Black/Avocado - GB,PB | % | % | % | | | | | | |
| | | | | | I/C | Avocado-NR | ★ | 4029 | | |
| | | | | | I/C | White | M4J | 3290 | H | |

1973/79
TRUCK SERIES 100/500

LACQUERS AND SYNTHETIC ENAMELS
INTERIOR PAINTS

| YEAR | INTERIOR TRIM | INTERIOR LOCATION | INTERIOR PAINT | |
|------|---------------|--|----------------|---------------------------|
| | COLOR/CODE | -I/P = Instrument panel -U/P = Upper instrument panel -S/C = Steering column -I/C = Other interior components | COLOR | PART NUMBER |
| | | I/P U/P S/C I/C | | SUFFIX 15 OZ. 13 OZ. |

PASSENGER AREA - LACQUER - SPRAY CAN

U.S. and CANADIAN USAGE

Note: The interior spray paints listed below do not utilize a fluorocarbon propellant system
 *Black components may be included in any trim scheme - use M4J 2083-H for metallic or M4J 1724-H for non-metallic.
 %Painted black or exterior body color #For exposed interior sheet metal surfaces painted exterior body color - refer to exterior paint section

▲ W/S Defroster Cover (044A98) △ Except W/S Defroster Cover (044A98)

1973/75 F SERIES - Cont'd

| YEAR | TRIM | % | % | % | LOCATION | COLOR | PART NUMBER | | |
|-------|-------------------------|---|---|---|----------|---------------|-------------|--|---|
| 74 | Blue - S | | | | ▲ | Blue Metallic | M4J 4021 | | H |
| | | | | | △ | Blue Metallic | M4J 4021 | | H |
| | | | | | △ | Blue | M4J 4036 | | H |
| | | | | | △ | White | M4J 3290 | | H |
| 75 | Coral - S | | | | I/C | Coral | ★ | | |
| | | | | | I/C | White | M4J 3290 | | H |
| 74/75 | Tan or Tan/Ginger - T,Z | | | | I/C | Tan | M4J 4042 | | H |
| | | | | | I/C | White | M4J 3290 | | H |
| 75 | Gold - U | | | | I/C | Gold | M4J 4064 | | H |
| | | | | | I/C | White | M4J 3290 | | H |
| 74 | Vermillion - V | | | | I/C | Vermillion | ★ | | |
| | | | | | I/C | White | M4J 3290 | | H |

**1973/79
TRUCK SERIES 100/500**

LACQUERS AND SYNTHETIC ENAMELS

INTERIOR PAINTS

| YEAR | C O D E ● | INTERIOR TRIM | INTERIOR LOCATION | | | | INTERIOR PAINT | | |
|------|-----------------------|---------------|--|-----|-----|-----|----------------|-------------|--------|
| | | COLOR | -I/P=Instrument panel -U/P=Upper instrument panel -S/C=Steering column -I/C=Other interior components | | | | COLOR | PART NUMBER | SUFFIX |
| | | | I/P | U/P | S/C | I/C | | | |

PASSENGER AREA - LACQUER - SPRAY CAN

U.S. and CANADIAN USAGE

Note: The interior spray paints listed below do not utilize a fluorocarbon propellant system.
 ● 2nd digit of trim code
 *Black components may be included in any trim scheme - use M4J 2083-H for metallic or M4J 1724-H for non-metallic.
 % Painted black or exterior body color # For exposed interior sheet metal surfaces
 painted exterior body color - refer to exterior paint section.

1976/ ECONOLINE

| | | | | | | | | | | |
|-------|---|--------|-----|-----|-----|-----|-------------------------|----------|--|---|
| 76/77 | A | Black | * | * | * | * | Black | M4J 1724 | | H |
| | | | * | * | * | * | Black Metallic | M4J 2083 | | H |
| | | | | | | I/C | White | M4J 1619 | | H |
| | | | | | | I/C | White | M4J 3290 | | H |
| | | | | | | I/C | Gray-NR(3/79) | ★ 4013 | | |
| 78/ | A | Black | * | * | * | * | Black | M4J 1724 | | H |
| | | | * | * | * | * | Black Metallic | M4J 2083 | | H |
| | | | | | | # | | | | |
| | | | | | | I/C | White | M4J 1619 | | H |
| | | | | | | I/C | White | M4J 3290 | | H |
| 76/77 | B | Blue | | | | I/C | Wood | M4J 3221 | | H |
| | | | I/P | U/P | S/C | I/C | Blue Metallic | M4J 4021 | | H |
| | | | | | | I/C | Blue (light)-NR(3/79) | ★ 1867 | | |
| | | | | | | I/C | White | M4J 3290 | | H |
| | | | | | | I/C | Gray-NR(3/79) | ★ 4013 | | |
| 78/ | B | Blue | | | * | # | | | | |
| | | | I/P | U/P | | I/C | Blue Metallic | M4J 4104 | | H |
| | | | | | | I/C | Blue (1978 only) | M4J 4093 | | H |
| | | | | | | I/C | White | M4J 3290 | | H |
| | | | | | | I/C | Wood | M4J 3221 | | H |
| 79 | C | Jade | | | * | # | | | | |
| | | | I/P | U/P | | I/C | Jade Metallic | M4J 4074 | | H |
| | | | | | | I/C | Jade (light) | M4J 4090 | | H |
| | | | | | | I/C | White | M4J 3290 | | H |
| | | | | | | I/C | Wood | M4J 3221 | | H |
| 79 | D | Sand | * | * | * | # | | | | |
| | | | I/P | U/P | | | Sand Metallic | M4J 4123 | | H |
| | | | | | | I/C | Sand (light) | M4J 4112 | | H |
| | | | | | | I/C | White | M4J 3290 | | H |
| | | | | | | I/C | Wood | M4J 3221 | | H |
| 79 | E | Saddle | | | * | # | | | | |
| | | | I/P | U/P | | I/C | Saddle Metallic | M4J 4050 | | H |
| | | | | | | I/C | Sand (light) | M4J 4112 | | H |
| | | | | | | I/C | White | M4J 3290 | | H |
| | | | | | | I/C | Wood | M4J 3221 | | H |
| 76 | G | Green | I/P | U/P | S/C | I/C | Green Metallic-NR(3/79) | ★ 4061 | | |
| | | | | | | I/C | Green (light)-NR (3/78) | ★ 4063 | | |
| | | | | | | I/C | White | M4J 3290 | | H |
| | | | | | | I/C | Gray-NR(3/79) | ★ 4013 | | |

**1973/79
TRUCK SERIES 100/500**

LACQUERS AND SYNTHETIC ENAMELS

INTERIOR PAINTS

| YEAR | C O D E ● | INTERIOR TRIM | INTERIOR LOCATION | | | | INTERIOR PAINT | | |
|------|-----------------------|---------------|--|-----|-----|-----|----------------|----------------|--|
| | | COLOR | -I/P=Instrument panel -U/P=Upper instrument panel -S/C=Steering column -I/C=Other interior components | | | | COLOR | PART NUMBER | |
| | | | I/P | U/P | S/C | I/C | | | |
| | | | | | | | | 15 OZ. 1.3 OZ. | |

PASSENGER AREA – LACQUER – SPRAY CAN

U.S. and CANADIAN USAGE

Note: The interior spray paints listed below do not utilize a fluorocarbon propellant system.
 ● 2nd digit of trim code
 *Black components may be included in any trim scheme – use M4J 2083-H for metallic or M4J 1724-H for non-metallic.
 % Painted black or exterior body color # For exposed interior sheet metal surfaces
 painted exterior body color – refer to exterior paint section.

1976/ ECONOLINE — Cont'd

| | | | | | | | | | |
|----|---|---------------------|-----|-----|-----|-----|----------------------|----------|---|
| 79 | J | Black (see code A) | | | | | | | |
| 79 | K | Blue (see code B) | | | | | | | |
| 79 | L | Jade (see code C) | | | | | | | |
| 79 | M | Sand (see code D) | | | | | | | |
| 79 | N | Saddle (see code E) | | | | | | | |
| 77 | R | Jade | I/P | U/P | S/C | I/C | Jade Metallic | M4J 4074 | H |
| | | | | | | | Jade (light) | M4J 4090 | H |
| | | | | | | | Jade (dark) | M4J 4084 | H |
| | | | | | | | White | M4J 3290 | H |
| | | | | | | | Gray-NR(3/79) | ★ 4013 | |
| 78 | R | Jade | I/P | U/P | S/C | I/C | Jade Metallic | M4J 4074 | H |
| | | | | | | | Jade (light) | M4J 4090 | H |
| | | | | | | | White | M4J 3290 | H |
| | | | | | | | Wood | M4J 3221 | H |
| | | | | | | | | | |
| 79 | R | Sand (see code D) | I/P | U/P | S/C | I/C | Tan (dark) | M4J 4043 | H |
| | | | | | | | Tan (medium) | M4J 4042 | H |
| | | | | | | | Tan (light)-NR(3/79) | ★ 5441 | |
| | | | | | | | White | M4J 3290 | H |
| | | | | | | | Gray-NR(3/79) | ★ 4013 | |
| 78 | U | Tan | I/P | U/P | S/C | I/C | Tan (medium) | M4J 4043 | H |
| | | | | | | | Tan (light) | M4J 4042 | H |
| | | | | | | | White | M4J 3290 | H |
| | | | | | | | Wood | M4J 3221 | H |
| | | | | | | | | | |
| 79 | 1 | Black (see code A) | | | | | | | |
| 79 | 2 | Blue (see code B) | | | | | | | |
| 79 | 3 | Jade (see code C) | | | | | | | |
| 79 | 4 | Sand (see code D) | | | | | | | |
| 79 | 5 | Saddle (see code E) | | | | | | | |

**1973/79
TRUCK SERIES 100/500**

LACQUERS AND SYNTHETIC ENAMELS

INTERIOR PAINTS

| YEAR | C O D E | INTERIOR TRIM | INTERIOR LOCATION | | | | INTERIOR PAINT | | |
|------|------------------|---------------|--|-----|-----|-----|----------------|-------------|---------------|
| | | COLOR | -I/P=Instrument panel -U/P=Upper instrument panel -S/C=Steering column -I/C=Other interior components | | | | COLOR | PART NUMBER | |
| | | | I/P | U/P | S/C | I/C | | SUFFIX | 15 OZ. 13 OZ. |

PASSENGER AREA - LACQUER - SPRAY CAN

U.S. and CANADIAN USAGE

Note: The interior spray paints listed below do not utilize a fluorocarbon propellant system.
 ● 2nd digit of trim code
 *Black components may be included in any trim scheme - use M4J 2083-H for metallic or M4J 1724-H for non-metallic.
 % Painted black or exterior body color # For exposed interior sheet metal surfaces
 painted exterior body color - refer to exterior paint section.

1976/ F100/350

| | | | | | | | | | | |
|-------|---|-----------|-----|-----|-----|--------------|-------------------------|----------|---|---|
| 76/ | A | Black | * | * | * | * | Black | M4J 1724 | | H |
| | | | * | * | * | * | Black Metallic | M4J 2083 | | H |
| | | | | | | I/C | White | M4J 3290 | | H |
| | | | | | # | | | | | |
| 76/77 | B | Blue | % | | % | | | | | |
| | | | | U/P | | | Black Metallic | M4J 2083 | | H |
| | | | | | | I/C | Blue Metallic | M4J 4021 | | H |
| | | | | | I/C | White | M4J 3290 | | H | |
| 78/ | B | Blue | | | * | # | | | | |
| | | | I/P | U/P | | I/C | Blue Metallic | M4J 4104 | | H |
| | | | | | | I/C | White | M4J 3290 | | H |
| 76 | C | Orange | * | * | * | * | Black | M4J 1724 | | H |
| | | | * | * | * | * | Black Metallic | M4J 2083 | | H |
| | | | | | | I/C | White | M4J 3290 | | H |
| 76/77 | D | Red | % | | % | | | | | |
| | | | | U/P | | | Black Metallic | M4J 2083 | | H |
| | | | | | | I/C | Red (light) | M4J 4075 | | H |
| | | | | | I/C | Red (medium) | M4J 4072 | | H | |
| | | | | | I/C | White | M4J 3290 | | H | |
| 78/ | D | Red | | | * | # | | | | |
| | | | I/P | U/P | | I/C | Red (medium) | M4J 4072 | | H |
| | | | | | | I/C | Red (light) (1978 only) | M4J 4075 | | H |
| | | | | | I/C | White | M4J 3290 | | H | |
| 76 | F | Ginger | I/P | U/P | S/C | | Tan (medium) | M4J 4043 | | H |
| | | | | | | I/C | Tan (light) | M4J 4042 | | H |
| | | | | | | I/C | White | M4J 3290 | | H |
| 79 | F | Cordovan | | | * | # | | | | |
| | | | I/P | U/P | | I/C | Cordovan | M4J 4079 | | H |
| | | | | | | I/C | White | M4J 3290 | | H |
| 76 | G | Green | % | | % | | | | | |
| | | | | U/P | | | Black Metallic | M4J 2083 | | H |
| | | | | | | I/C | Green Metallic-NR(3/79) | ★ 4061 | | |
| | | | | | I/C | White | M4J 3290 | | H | |
| 76 | N | Black/Red | * | | * | * | Black | M4J 1724 | | H |
| | | | * | U/P | * | * | Black Metallic | M4J 2083 | | H |
| | | | | | | I/C | Red (light) | M4J 4075 | | H |
| | | | | | I/C | Red (medium) | M4J 4072 | | H | |
| | | | | | I/C | White | M4J 3290 | | H | |
| 78 | N | Black/Red | * | * | * | # | | | | |
| | | | I/P | U/P | | | Red (medium) | M4J 4072 | | H |
| | | | | | | I/C | Red (light) | M4J 4075 | | H |
| | | | | | I/C | White | M4J 3290 | | H | |

1973/79
TRUCK SERIES 100/500

LACQUERS AND SYNTHETIC ENAMELS
INTERIOR PAINTS

| YEAR | C O D E | INTERIOR TRIM | INTERIOR LOCATION | | | | COLOR | PART NUMBER | SUFFIX | |
|------|------------------|---------------|--|-----|-----|-----|-------|-------------|--------|--------|
| | | COLOR | -I/P=Instrument panel -U/P=Upper instrument panel -S/C=Steering column -I/C=Other interior components | | | | | | 15 OZ. | 13 OZ. |
| | | | I/P | U/P | S/C | I/C | | | | |

PASSENGER AREA - LACQUER - SPRAY CAN

U.S. and CANADIAN USAGE

- Note: The interior spray paints listed below do not utilize a fluorocarbon propellant system.
- 2nd digit of trim code
 - *Black components may be included in any trim scheme - use M4J 2083-H for metallic or M4J 1724-H for non-metallic.
 - % Painted black or exterior body color # For exposed interior sheet metal surfaces painted exterior body color - refer to exterior paint section.

1976/F100/350 - Cont'd

| | | | | | | | | | | |
|-------|---|---|-----|-------|----------|-----|-------------------------|----------|--|---|
| 76 | Q | Black/Blue | * | | * | * | Black | M4J 1724 | | H |
| | | | * | U/P | * | * | Black Metallic | M4J 2083 | | H |
| | | | | | | I/C | Blue Metallic | M4J 4021 | | H |
| | | | | | | I/C | White | M4J 3290 | | H |
| 78 | Q | Black/Blue | * | * | * | # | | | | |
| | | | I/P | U/P | | I/C | Blue Metallic | M4J 4104 | | H |
| | | | | | | I/C | White | M4J 3290 | | H |
| 76/77 | R | Jade | % | | % | | | | | |
| | | | | U/P | | | Black Metallic | M4J 2083 | | H |
| | | | | | | I/C | Jade Metallic | M4J 4074 | | H |
| | | | | | | I/C | White | M4J 3290 | | H |
| 78/ | R | Jade | | | * | # | | | | |
| | | | I/P | U/P | | I/C | Jade Metallic | M4J 4074 | | H |
| | | | | | | I/C | Jade | M4J 4084 | | H |
| | | | | | | I/C | White | M4J 3290 | | H |
| 78 | T | Chamois -with blk. I/P -with blue I/P -with saddle I/P | | | * | # | | | | |
| | | | I/P | U/P | | | Black Metallic | M4J 2083 | | H |
| | | | I/P | U/P | | | Blue Metallic | M4J 4104 | | H |
| | | | I/P | U/P | | | Saddle Metallic | M4J 4050 | | H |
| | | | | | | I/C | Chamois | M4J 4086 | | H |
| | | | I/C | White | M4J 3290 | | H | | | |
| 79 | T | Sand | * | * | * | # | | | | |
| | | | I/P | U/P | | | Sand Metallic | M4J 4123 | | H |
| | | | | | | I/C | Sand (light) | M4J 4112 | | H |
| | | | | | | I/C | White | M4J 3290 | | H |
| 76/77 | U | Tan | I/P | U/P | S/C | | Tan (medium) | M4J 4043 | | H |
| | | | | | | I/C | Tan (light) | M4J 4042 | | H |
| | | | | | | I/C | White | M4J 3290 | | H |
| 78 | Z | Saddle | | | * | # | | | | |
| | | | I/P | U/P | | I/C | Saddle Metallic | M4J 4050 | | H |
| | | | | | | I/C | White | M4J 3290 | | H |
| 76 | 4 | Black/Tan | * | | * | * | Black | M4J 1724 | | H |
| | | | * | U/P | * | * | Black Metallic | M4J 2083 | | H |
| | | | | | | I/C | Tan (light) | M4J 4042 | | H |
| | | | | | | I/C | White | M4J 3290 | | H |
| 76 | 5 | Black/Green | * | | * | * | Black | M4J 1724 | | H |
| | | | * | U/P | * | * | Black Metallic | M4J 2083 | | H |
| | | | | | | I/C | Green Metallic-NR(3/79) | ★ 4061 | | |
| | | | | | | I/C | White | M4J 3290 | | H |
| 78 | 5 | Black/Jade | * | * | * | # | | | | |
| | | | I/P | U/P | | I/C | Jade Metallic | M4J 4074 | | H |
| | | | | | | I/C | White | M4J 3290 | | H |
| 78 | 9 | Black/Saddle | * | * | * | # | | | | |
| | | | I/P | U/P | | I/C | Saddle Metallic | M4J 4050 | | H |
| | | | | | | I/C | White | M4J 3290 | | H |

**1973/79
TRUCK SERIES 100/500**

**LACQUERS AND SYNTHETIC ENAMELS
INTERIOR PAINTS**

| YEAR | C O D E | INTERIOR TRIM | INTERIOR LOCATION | | | | INTERIOR PAINT | | |
|------|------------------|---------------|--|-----|-----|-----|----------------|-------------|--------|
| | | COLOR | -I/P=Instrument panel -U/P=Upper instrument panel -S/C=Steering column -I/C=Other interior components | | | | COLOR | PART NUMBER | SUFFIX |
| | | | I/P | U/P | S/C | I/C | | | |

PASSENGER AREA – LACQUER – SPRAY CAN

U.S. and CANADIAN USAGE

Note: The interior spray paints listed below do not utilize a fluorocarbon propellant system.
 ● 2nd digit of trim code
 *Black components may be included in any trim scheme – use M4J 2083-H for metallic or M4J 1724-H for non-metallic.
 % Painted black or exterior body color # For exposed interior sheet metal surfaces
 painted exterior body color – refer to exterior paint section.

1976/77 F500

| | | | | | | | | | | |
|-------|---|-------------|---|-----|-----|-------|-------------------------|----------|---|---|
| 76/77 | A | Black | * | * | * | * | Black | M4J 1724 | | H |
| | | | * | * | * | * | Black Metallic | M4J 2083 | | H |
| | | | | | | I/C | White | M4J 3290 | | H |
| 76/77 | B | Blue | % | | % | | | | | |
| | | | | U/P | | I/C | Blue Metallic | M4J 4021 | | H |
| | | | | | | I/C | White | M4J 3290 | | H |
| 76/77 | D | Red | % | | % | | | | | |
| | | | | U/P | | | Red (medium) | M4J 4072 | | H |
| | | | | | | I/C | Red (light) | M4J 4075 | | H |
| 76 | G | Green | | | | I/C | White | M4J 3290 | | H |
| | | | % | | % | | | | | |
| | | | | U/P | | I/C | Green Metallic–NR(3/79) | ★ 4061 | | |
| 76 | N | Black/Red | * | * | * | * | Black | M4J 1724 | | H |
| | | | * | * | * | * | Black Metallic | M4J 2083 | | H |
| | | | | | | I/C | Red (light) | M4J 4075 | | H |
| 76 | Q | Black/Blue | | | | I/C | White | M4J 3290 | | H |
| | | | * | * | * | * | Black | M4J 1724 | | H |
| | | | * | * | * | * | Black Metallic | M4J 2083 | | H |
| 77 | R | Jade | | | | I/C | Blue Metallic | M4J 4021 | | H |
| | | | % | | % | | White | M4J 3290 | | H |
| | | | | U/P | | I/C | Jade Metallic | M4J 4074 | | H |
| 76/77 | U | Tan | | | | I/C | White | M4J 3290 | | H |
| | | | % | | % | | | | | |
| | | | | U/P | | | Tan (medium) | M4J 4043 | | H |
| 76 | 4 | Black/Tan | | | | I/C | Tan (light) | M4J 4042 | | H |
| | | | * | * | * | * | White | M4J 3290 | | H |
| | | | * | * | * | * | Black | M4J 1724 | | H |
| 76 | 5 | Black/Green | * | * | * | * | Black Metallic | M4J 2083 | | H |
| | | | | | | I/C | Tan (light) | M4J 4042 | | H |
| | | | | | | I/C | White | M4J 3290 | | H |
| | | | * | * | * | * | Black | M4J 1724 | | H |
| | | | * | * | * | * | Black Metallic | M4J 2083 | | H |
| | | | | | | I/C | Green Metallic–NR(3/79) | ★ 4061 | | |
| | | | | | I/C | White | M4J 3290 | | H | |

1973/79
TRUCK SERIES 100/500

LACQUERS AND SYNTHETIC ENAMELS
EXTERIOR PAINTS - U.S. USAGE

| C O D E | YEAR | NAME | ACRYLIC ENAMEL PART NUMBER | | | | ACRYLIC LACQUER PART NUMBER | |
|---|-------|---|-------------------------------|------|------------------|----------------|--------------------------------|----------------|
| | | | PREFIX | BASE | SUFFIX | | QT. (32 OZ.) | |
| | | | | | 1/2 OZ. SPRAY | 5 OZ. SPRAY | | 6 OZ. SPRAY |
| | | | | | | | | |
| Note: The exterior spray paints listed below do not utilize a fluorocarbon propellant system. ● Certification Label | | | | | | | | |
| 1 | 79 | Maroon Metallic | AE60 | 5433 | B | C | H | |
| 2 | 73 | Maroon | AE60 | 3059 | B | C | H | AR60 3059-C |
| 2 | 77 | Tangerine (Econoline) | AE60 | 5459 | | C | H | |
| 2 | 77/78 | Medium Copper (Exc. Econoline) | AE60 | 5475 | B | C | H | |
| 2 | 79 | Sand Metallic | AE60 | 5738 | B | C | H | AR60 5738-C |
| 3 | 75 | Coral | AE60 | 1730 | B | C | H | AR60 1730-C |
| 3 | 76/77 | Tan (exc. Econoline) | ★ | 5297 | | | | |
| 4 | 76/77 | Tan Metallic (Exc. Econoline) | AE60 | 5298 | | | H | |
| 4 | 76 | Ginger Bronze Metallic (Econoline) | ★ | 5436 | | | | |
| 4 | 79 | Light Medium Pine | AE60 | 5610 | B | C | H | AR60 5610-C |
| 5 | 76 | Dark Yellow (Econoline) | ★ | 5046 | | | | |
| 5 | 76/77 | Bright Yellow (exc. Econoline) | AE60 | 5080 | B | C | H | AR60 5080-C |
| 5 | 79 | Dark Blue Metallic | AE60 | 5664 | B | C | H | AR60 5664-C |
| 6 | 73 | Bright Medium Blue | AE60 | 5004 | B | C | H | |
| 6 | 74/75 | Bright Red (Viking) | AE60 | 3560 | B | C | H | AR60 3560-C |
| 6 | 76/77 | Dark Brown | ★ | 5064 | | | | |
| 6 | 78/ | Bright Yellow | AE60 | 5574 | B | C | H | AR60 5574-C |
| 7 | 73/74 | Bright Yellow Gold Metallic (exc. Econoline) | ★ | 5079 | | | | |
| 7 | 76/77 | White | AE60 | 5418 | B | C | H | AR60 5418-C |
| 7 | 78 | Light Chamois | AE60 | 5524 | B | C | H | AR60 5524-C |
| 7 | 79 | Desert Gold Metallic | AE60 | 5619 | B | C | H | |
| 8 | 73 | Yellow | AE60 | 3341 | B | | | |
| 8 | 74 | Dark Yellow | ★ | 5046 | | | | |
| 8 | 75/76 | Dark Yellow Green Metallic | AE60 | 5233 | B | | H | |
| 8 | 77/78 | Light Blue | AE60 | 5467 | B | C | H | AR60 5467-C |
| 8 | 79 | Medium Blue Metallic | AE60 | 5618 | | C | H | |
| A | 73/ | Black | AE60 | 1724 | B | C | H | AR60 1724-C |
| B | 73/75 | Light Blue | AE60 | 3429 | B | | H | |
| B | 77/ | Dark Jade Metallic | AE60 | 5328 | B | C | H | AR60 5328-C |
| C | 73/74 | Pure White | AE60 | 1525 | B | C | H | AR60 1525-C |
| D | 75 | Ginger Bronze Metallic | ★ | 5436 | | | | |
| D | 76/77 | Blue Metallic | ★ | 5474 | | | | |
| D | 78 | Bright Blue Metallic | AE60 | 5480 | B | | H | AR60 5480-C |
| D | 79 | Medium Vaquero Metallic | AE60 | 5599 | B | C | H | AR60 5599-C |
| E | 73/75 | Medium Blue Metallic | AE60 | 5087 | | | H | |
| E | 76 | Jade Metallic | ★ | 5329 | | | | |
| E | 77/78 | Nectarine Metallic (Econoline) | AE60 | 5507 | B | C | H | |
| E | 77 | Cream (exc. Econoline) | AE60 | 5406 | B | C | H | AR60 5406-C |
| E | 79 | Maroon | AE60 | 3059 | B | C | H | AR60 3059-C |
| F | 75/76 | Dark Ginger Metallic | ★ | 5425 | | | | |
| F | 77 | Dark Brown Metallic | AE60 | 5477 | B | C | H | AR60 5477-C |
| F | 78 | Dark Brown Metallic (exc. Econoline) | AE60 | 5477 | B | C | H | AR60 5477-C |
| F | 78/ | Coral (Econoline) | AE60 | 1730 | B | C | H | AR60 1730-C |
| G | 73/78 | Chrome Yellow | AE60 | 1526 | B | C | H | |
| H | 76 | Medium Copper | AE60 | 5475 | B | C | H | |
| H | 77/78 | Dark Brown Metallic (exc. Econoline) | AE60 | 5282 | B | C | H | |
| H | 78 | Dark Brown Metallic (Econoline) | AE60 | 5477 | B | C | H | AR60 5477-C |

1973/79
TRUCK SERIES 100/500

LACQUERS AND SYNTHETIC ENAMELS
EXTERIOR PAINTS - U.S. USAGE

| C O D E | YEAR | NAME | ACRYLIC ENAMEL PART NUMBER | | | | ACRYLIC LACQUER PART NUMBER | |
|---|-------|--|-------------------------------|------|------------------|----------------|--------------------------------|----------------|
| | | | PREFIX | BASE | SUFFIX | | QT. (32 OZ.) | |
| | | | | | 1/2 OZ. SPRAY | 5 OZ. SPRAY | | 6 OZ. SPRAY |
| <p>Note: The exterior spray paints listed below do not utilize a fluorocarbon propellant system. ● Certification Label</p> | | | | | | | | |
| H | 79 | Dark Brown Metallic | AE60 | 5477 | B | C | H | AR60 5477-C |
| I | 75/78 | Bright Medium Blue | AE60 | 5004 | B | C | H | |
| J | 76/ | Silver Metallic | AE60 | 5299 | B | | H | AR60 5299-C |
| K | 75 | Tan (buff) | ★ | 5297 | | | | |
| K | 76/78 | Bright Red | AE60 | 5440 | B | C | H | AR60 5440-C |
| K | 79 | Light Medium Blue | AE60 | 5608 | B | C | H | AR60 5608-C |
| L | 76/77 | Chartreuse | ★ | 5497 | | | | |
| L | 78 | Midnite Jade | AE60 | 5530 | B | C | H | AR60 5530-C |
| M | 73/ | White | AE60 | 1619 | B | C | H | AR60 1619-C |
| N | 76/77 | Medium Blue Metallic (Econoline) | AE60 | 5087 | | | H | |
| N | 76/77 | Coral (exc. Econoline) | AE60 | 1730 | B | C | H | AR60 1730-C |
| N | 78 | Maroon | AE60 | 3059 | B | C | H | AR60 3059-C |
| N | 79 | Light Medium Pine | AE60 | 5610 | B | C | H | AR60 5610-C |
| O | 75/77 | Dark Green | AE60 | 5005 | | | H | AR60 5005-C |
| O | 79 | Silver Metallic | AE60 | 5299 | B | | H | AR60 5299-C |
| P | 73/74 | Medium Green Metallic | ★ | 3462 | | | | |
| P | 76 | Light Blue | AE60 | 5443 | B | | H | |
| P | 77/78 | Dark Nectarine Metallic | AE60 | 5506 | B | C | H | |
| P | 79 | Coral (exc. Econoline) | AE60 | 1730 | B | C | H | AR60 1730-C |
| Q | 73 | Light Yellow Green | AE60 | 5060 | | | C | AR60 5060-C |
| Q | 78 | Tangerine | AE60 | 5459 | | | C | H |
| R | 73/76 | Medium Ginger Metallic (exc. Econoline) | ★ | 5186 | | | | |
| R | 77/ | Light Jade | AE60 | 5445 | B | C | H | |
| S | 73/ | Bright Dark Blue Metallic | AE60 | 5094 | B | C | H | AR60 5094-C |
| T | 73/ | Red | AE60 | 2008 | B | C | H | AR60 2008-C |
| U | 73/74 | Medium Lime Metallic | AE60 | 5021 | | | H | |
| U | 75/76 | Light Green | AE60 | 5404 | B | C | H | |
| U | 78 | Cream | AE60 | 5406 | B | C | H | AR60 5406-C |
| U | 79 | Pastel Sand | AE60 | 5620 | B | C | H | AR60 5620-C |
| V | 73 | Dark Green | AE60 | 5005 | B | | H | AR60 5005-A |
| V | 76 | Medium Green Gold (Econoline) | ★ | 5402 | | | | |
| V | 76/78 | Silver Metallic (exc. Econoline) | AE60 | 5488 | B | | H | AR60 5488-C |
| V | 79 | Medium Chestnut Metallic | AE60 | 5144 | B | C | H | AR60 5144-C |
| W | 73 | Medium Ginger Bronze Metallic (exc. Econoline) | AE60 | 5071 | B | | H | |
| W | 75/76 | Medium Ivy Bronze Metallic | ★ | 5435 | | | | |
| X | 76/78 | Tan | AE60 | 5441 | B | C | H | AR60 5441-C |
| X | 79 | Chamois Metallic | AE60 | 5739 | B | C | H | AR60 5739-C |
| Y | 73/74 | Orange | AE60 | 5296 | B | | H | |
| Y | 75 | Medium Green Gold | ★ | 5402 | | | | |
| Y | 76 | Yellow Orange | ★ | 5181 | | | | |
| Y | 77/78 | Jade Metallic | AE60 | 5505 | B | C | H | |
| Y | 79 | Med. Golden Sand Metallic | AE60 | 5624 | B | C | H | |
| Z | 75/77 | Copper Metallic | AE60 | 5035 | | | H | |
| Z | 79 | Medium Tan Metallic | AE60 | 5484 | B | C | H | AR60 5484-C |

1973/79
TRUCK SERIES 100/500

LACQUERS AND SYNTHETIC ENAMELS
EXTERIOR PAINTS – CANADIAN USAGE

| C O D E | YEAR | NAME | ACRYLIC ENAMEL PART NUMBER | | | ALKYD ENAMEL PART NUMBER | | ACRYLIC LACQUER PART NUMBER | | |
|----------------------|-------|--|-------------------------------|---------|-----|-----------------------------|-------------------|--------------------------------|--|---------------|
| | | | PREFIX BASE | SUFFIX | | QUART (40 OZ.) | QUART (32 OZ.) | SPRAY BOMB (6 OZ.) | | |
| | | | | 1/2 OZ. | QT. | | | | | |
| ●Certification label | | | | | | | | | | |
| 1 | 79 | Maroon Metallic | AE60 5433 | B | C | M1J 5433 | | | | CD5AZ 19500-A |
| 2 | 73 | Maroon | AE60 3059 | B | C | | AR60 3059-C | | | CC8AZ 19500-F |
| 2 | 74 | Pastel Lime | | | | M1J 5023 | | | | |
| 2 | 75/76 | Medium Ginger Metallic | | | | M1J 5465 | | | | |
| 2 | 77 | Tangerine (Econoline) | AE60 5459 | | C | M1J 5459 | | | | |
| 2 | 77/78 | Med. Copper (Exc. Econo) | AE60 5475 | B | C | M1J 5475 | | | | |
| 2 | 79 | Sand Metallic | AE60 5738 | B | C | | AR60 5738-C | | | CE0AZ 19500-K |
| 3 | 73 | Ivy Bronze Metallic | | | | | | | | CD2AZ 19500-M |
| 3 | 74 | Bright Green | | | | M1J 5232 | | | | |
| 3 | 75 | Coral | AE60 1730 | B | C | M1J 1730 | AR60 1730-C | | | CD9AZ 19500-Q |
| 3 | 76 | Medium Orange (Econoline) | | | | M1J 5183 | | | | |
| 3 | 76/77 | Tan (exc. Econoline) | ★ 5297 | | | M1J 5297 | | | | |
| 4 | 73 | Bright Lime | | | | M1J 5027 | | | | |
| 4 | 74 | Medium Lime Yellow | | | | M1J 5177 | | | | CD4AZ 19500-E |
| 4 | 76/77 | Tan Metallic (Exc. Econoline) | ★ 5298 | | | M1J 5298 | | | | CD4AZ 19500-K |
| 4 | 76 | Ginger Bronze Metallic (Econoline) | ★ 5436 | | | M1J 5436 | | | | |
| 4 | 79 | Light Medium Pine | AE60 5610 | B | C | | AR60 5610-C | | | CE0AZ 19500-A |
| | | | CAE60 5610 | | C | | | | | |
| 5 | 73 | Grabber Blue | | | | M1J 3657 | | | | CD0AZ 19500-Y |
| 5 | 76 | Dark Yellow (Econoline) | ★ 5046 | | | M1J 5046 | | | | |
| 5 | 76/77 | Bright Yellow (exc. Econoline) | AE60 5080 | B | C | | AR60 5080-C | | | CD2AZ 19500-E |
| 5 | 79 | Dark Blue Metallic | AE60 5664 | B | C | | AR60 5664-C | | | CE0AZ 19500-C |
| 6 | 73 | Bright Medium Blue | AE60 5004 | B | C | M1J 5004 | | | | |
| 6 | 74/75 | Bright Red (Viking) | AE60 3560 | B | C | M1J 3560 | AR60 3560-C | | | CD1AZ 19500-A |
| 6 | 76/77 | Dark Brown | ★ 5064 | | | M1J 5064 | | | | |
| 6 | 78/ | Bright Yellow | AE60 5574 | B | C | | AR60 5574-C | | | CD9AZ 19500-J |
| 7 | 73/74 | Bright Yellow Gold Metallic (exc. Econoline) | ★ 5079 | | | M1J 5079 | | | | CD2AZ 19500-L |
| 7 | 73/74 | Medium Blue (Econoline) | | | | M1J 2098 | | | | |
| 7 | 76/77 | White | AE60 5418 | B | C | M1J 5418 | AR60 5418-C | | | CD5AZ 19500-D |
| | | | CAE60 5418 | | C | | | | | |
| 7 | 78 | Light Chamois | AE60 5524 | B | C | | AR60 5524-C | | | CD8AZ 19500-D |
| | | | CAE60 5524 | | C | | | | | |
| 7 | 79 | Desert Gold Metallic | AE60 5619 | B | C | | | | | CD9AZ 19500-R |
| | | | CAE60 5619 | | C | | | | | |
| 8 | 73 | Yellow | AE60 3341 | B | | M1J 3341 | | | | |
| 8 | 74 | Dark Yellow | ★ 5046 | | | M1J 5046 | | | | |
| 8 | 75/76 | Dark Yellow Green Metallic | AE60 5233 | B | | | | | | |
| | | | CAE60 5233 | | C | | | | | |
| 8 | 77/78 | Light Blue | AE60 5467 | B | C | | | | | CD7AZ 19500-A |
| | | | CAE60 5467 | | C | | | | | |
| 8 | 79 | Medium Blue Metallic | AE60 5618 | B | C | | | | | CD9AZ 19500-N |
| | | | CAE60 5618 | | C | | | | | |
| A | 73/ | Black | AE60 1724 | B | C | M30J 1724-SE | AR60 1724-C | | | CC6AZ 19500-A |
| | | | CAE60 1724 | | C | | | | | |
| B | 73/75 | Light Blue | AE60 3429 | B | | M1J 3429 | | | | CD2AZ 19500-A |
| B | 77/ | Dark Jade Metallic | AE60 5328 | B | C | M1J 5328 | AR60 5328-C | | | CD5AZ 19500-E |
| | | | CAE60 5328 | | C | | | | | |
| C | 73/74 | Pure White | AE60 1525 | B | C | M30J 1525-SE | AR60 1525-C | | | |
| D | 73 | Bright Blue Metallic (exc. Econoline) | | | | M1J 5210 | | | | CD3AZ 19500-E |
| D | 73/74 | Light Yellow (Econoline) | | | | M1J 3439 | | | | |
| D | 75 | Ginger Bronze Metallic | ★ 5436 | | | M1J 5436 | | | | |
| D | 76/77 | Blue Metallic | ★ 5474 | | | M1J 5474 | | | | |

1973/79
TRUCK SERIES 100/500

PAINT SECTION 15

LACQUERS AND SYNTHETIC ENAMELS
EXTERIOR PAINTS - CANADIAN USAGE

| C O D E | YEAR | NAME | ACRYLIC ENAMEL PART NUMBER | | | ALKYD ENAMEL PART NUMBER | | ACRYLIC LACQUER PART NUMBER | | |
|----------------------|-------|--------------------------------------|-------------------------------|---------|-----|-----------------------------|-------------------|--------------------------------|---------------|--|
| | | | PREFIX BASE | SUFFIX | | QUART (40 OZ.) | QUART (32 OZ.) | SPRAY BOMB (6 OZ.) | | |
| | | | | 1/2 OZ. | QT. | | | | | |
| ●Certification label | | | | | | | | | | |
| D | 78 | Bright Blue Metallic | AE60 5480 | B | | | | AR60 5480C | CD7AZ 19500-D | |
| | | | CAE60 5480 | | C | | | | | |
| D | 79 | Medium Vaquero Metallic | AE60 5599 | B | C | | | AR60 5599-C | | |
| | | | CAE60 5599 | | C | | | | | |
| E | 73/75 | Medium Blue Metallic | ★ 5087 | | | M1J 5087 | | | CD2AZ 19500-F | |
| E | 76 | Jade Metallic | ★ 5329 | | | M1J 5329 | | | | |
| E | 77/78 | Nectarine Metallic (Econoline) | AE60 5507 | B | C | | | | | |
| E | 77 | Cream (exc. Econoline) | AE60 5406 | B | C | | | AR60 5406-C | CD6AZ 19500-C | |
| | | | CAE60 5406 | | C | | | | | |
| E | 79 | Maroon | AE60 3059 | B | C | | | AR60 3059-C | CC8AZ 19500-F | |
| F | 73/74 | Light Green | | | | M1J 5058 | | | | |
| F | 75/76 | Dark Ginger Metallic | ★ 5425 | | | M1J 5425 | | | | |
| F | 77 | Dark Brown Metallic | AE60 5477 | B | C | M1J 5477 | | AR60 5477-C | | |
| | | | CAE60 5477 | | C | | | | | |
| F | 78 | Dark Brown Metallic (exc. Econoline) | AE60 5477 | B | C | M1J 5477 | | AR60 5477-C | | |
| | | | CAE60 5477 | | C | | | | | |
| F | 78/ | Coral (Econoline) | AE60 1730 | B | C | M1J 1730 | | AR60 1730-C | CD9AZ 19500-Q | |
| G | 73/78 | Chrome Yellow | AE60 1526 | B | C | M30J 1526-SE | | | | |
| H | 73 | Med. Green Metallic (exc. Econo.) | | | | M1J 5187 | | | | |
| H | 76 | Medium Copper | AE60 5475 | B | C | M1J 5475 | | | | |
| H | 77/78 | Dark Brown Metallic (exc. Econoline) | AE60 5282 | B | C | | | | | |
| H | 78 | Dark Brown Metallic (Econoline) | AE60 5477 | B | C | M1J 5477 | | AR60 5477-C | CD6AZ 19500-G | |
| | | | CAE60 5477 | | C | | | | | |
| H | 79 | Dark Brown Metallic | AE60 5477 | B | C | M1J 5477 | | AR60 5477-C | CD6AZ 19500-G | |
| | | | CAE60 5477 | | C | | | | | |
| I | 75/78 | Bright Medium Blue | AE60 5004 | B | C | M1J 5004 | | | | |
| J | 76/ | Silver Metallic | AE60 5299 | B | | M1J 5299 | | AR60 5299-C | CD3AZ 19500-H | |
| K | 73/74 | Medium Ivy Gold | | | | M1J 3150 | | | | |
| K | 75 | Tan (Buff) | ★ 5297 | | | M1J 5297 | | | | |
| K | 76/78 | Bright Red | AE60 5440 | B | C | M1J 5440 | | AR60 5440-C | CD6AZ 19500-A | |
| | | | CAE60 5440 | | C | | | | | |
| K | 79 | Light Medium Blue | AE60 5608 | B | C | | | AR60 5608-C | CD9AZ 19500-B | |
| | | | CAE60 5608 | | C | | | | | |
| L | 76/77 | Chartreuse | ★ 5497 | | | M1J 5497 | | | | |
| L | 78 | Midnite Jade | AE60 5530 | B | C | | | AR60 5530-C | | |
| M | 73/ | White | AE60 1619 | B | C | M1J 1619 | | AR60 1619-C | CC6AZ 19500-B | |
| | | | CAE60 1619 | | C | | | | | |
| N | 73 | Platinum | | | | M30J 921-SE | | | CC8AZ 19500-A | |
| N | 74 | Bright Green Metallic | | | | M1J 5396 | | | | |
| N | 76/77 | Medium Blue Metallic (Econoline) | ★ 5087 | | | M1J 5087 | | | CD2AZ 19500-F | |
| N | 76/77 | Coral (exc. Econoline) | AE60 1730 | B | C | M1J 1730 | | AR60 1730-C | CD9AZ 19500-Q | |
| N | 78 | Maroon | AE60 3059 | B | C | | | AR60 3059-C | CC8AZ 19500-F | |
| N | 79 | Light Medium Pine | AE60 5610 | B | C | | | AR60 5610-C | CE0AZ 19500-A | |
| | | | CAE60 5610 | | C | | | | | |
| O | 75/77 | Dark Green | ★ 5005 | | | | | AR60 5005-C | | |
| O | 79 | Silver Metallic | AE60 5299 | B | | M1J 5299 | | AR60 5299-C | CD3AZ 19500-H | |
| P | 73/74 | Medium Green Metallic | ★ 3462 | | | M1J 3462 | | | CD1AZ 19500-E | |
| P | 75 | Light Gold | | | | M1J 5338 | | | | |
| P | 76 | Light Blue | AE60 5443 | B | | M1J 5443 | | | CD6AZ 19500-B | |
| P | 77/78 | Dark Nectarine Metallic | AE60 5506 | B | C | | | | | |
| P | 79 | Coral (exc. Econo.) | AE60 1730 | B | C | M1J 1730 | | AR60 1730-C | CD9AZ 19500-Q | |

APRIL, 1980

COPYRIGHT © 1980 -

FORD MOTOR

—DEARBORN, MICHIGAN

COMPANY

CHANGE 1

1973/79
TRUCK SERIES 100/500

LACQUERS AND SYNTHETIC ENAMELS
EXTERIOR PAINTS - CANADIAN USAGE

| C O D E | YEAR | NAME | ACRYLIC ENAMEL PART NUMBER | | | ALKYD ENAMEL PART NUMBER | | ACRYLIC LACQUER PART NUMBER | | |
|----------------------|-------|--|-------------------------------|------|--------|-----------------------------|-------------------|--------------------------------|---------|---------------|
| | | | PREFIX | BASE | SUFFIX | QUART (40 OZ.) | QUART (32 OZ.) | SPRAY BOMB (6 OZ.) | | |
| | | | | | | | | | 1/2 OZ. | QT. |
| ●Certification label | | | | | | | | | | |
| Q | 73 | Light Yellow Green | AE60 | 5060 | | C | M1J | 5060 | AR60 | 5060-C |
| Q | 78 | Tangerine | AE60 | 5459 | | C | | | | |
| R | 73/76 | Medium Ginger Metallic (exc. Econoline) | ★ | 5186 | | | M1J | 5186 | | |
| R | 77/ | Light Jade | AE60 | 5445 | B | C | M1J | 5445 | | CD9AZ 19500-M |
| S | 73/ | Bright Dark Blue Metallic | AE60 | 5094 | B | C | M1J | 5094 | AR60 | 5094-C |
| | | | CAE60 | 5094 | | C | | | | CD3AZ 19500-L |
| T | 73/ | Red | AE60 | 2008 | B | C | M1J | 2008 | AR60 | 2008-C |
| | | | CAE60 | 2008 | | C | | | | CC6AZ 19500-C |
| U | 73/74 | Medium Lime Metallic | | | | | M1J | 5021 | | CD2AZ 19500-B |
| U | 75/76 | Light Green | AE60 | 5404 | B | C | M1J | 5404 | | CD5AZ 19500-C |
| | | | CAE60 | 5404 | | C | | | | |
| U | 78 | Cream | AE60 | 5406 | B | C | | | AR60 | 5406-C |
| U | 79 | Pastel Sand | AE60 | 5620 | B | C | | | AR60 | 5620-C |
| | | | CAE60 | 5620 | | C | | | | CD6AZ 19500-C |
| V | 73 | Dark Green | AE60 | 5005 | B | | M1J | 5005 | AR60 | 5005-C |
| V | 74 | Medium Beige | | | | | M1J | 5251 | | |
| V | 76 | Medium Green Gold (Econoline) | ★ | 5402 | | | M1J | 5402 | | |
| V | 76/78 | Silver Metallic (exc. Econoline) | AE60 | 5488 | B | | M1J | 5488 | AR60 | 5488-C |
| V | 79 | Med. Chestnut Met. | AE60 | 5144 | B | C | M1J | 5144 | AR60 | 5144-C |
| W | 73 | Medium Ginger Bronze Metallic (exc. Econoline) | AE60 | 5071 | B | | M1J | 5071 | | CD3AZ 19500-C |
| | | | | | | | | | | CD2AZ 19500-K |
| W | 73/74 | Light Ginger Metallic (Econoline) | | | | | M1J | 3516 | | |
| W | 75/76 | Medium Ivy Bronze Metallic | ★ | 5435 | | | M1J | 5435 | | |
| X | 73 | Light Goldenrod | | | | | M1J | 3565 | | CD1AZ 19500-L |
| X | 73 | Light Grabber Blue | | | | | M1J | 5226 | | CD4AZ 19500-B |
| X | 76/78 | Tan | AE60 | 5441 | B | C | M1J | 5441 | AR60 | 5441-C |
| | | | CAE60 | 5441 | | C | | | | CD6AZ 19500-D |
| X | 79 | Chamois Metallic | AE60 | 5739 | B | C | | | AR60 | 5739-C |
| Y | 73/74 | Orange | AE60 | 5296 | B | | M1J | 5296 | | CE0AZ 19500-L |
| Y | 75 | Medium Green Gold | ★ | 5402 | | | M1J | 5402 | | CD3AZ 19500-K |
| Y | 76 | Yellow Orange | ★ | 5181 | | | M1J | 5181 | | |
| Y | 77/78 | Jade Metallic | AE60 | 5505 | B | C | | | | |
| Y | 79 | Med. Golden Sand Met. | AE60 | 5624 | B | C | | | | CD9AZ 19500-P |
| | | | CAE60 | 5624 | | C | | | | |
| Z | 75/77 | Copper Metallic | ★ | 5035 | | | | | | |
| Z | 79 | Med. Tan Metallic | AE60 | 5484 | B | C | | | AR60 | 5484-C |
| | | | CAE60 | 5484 | | C | | | | |

1973/79
TRUCK SERIES 100/500

APPEARANCE and MAINTENANCE MATERIALS

U.S. USAGE

| PART NUMBER | DESCRIPTION | PART NUMBER | DESCRIPTION |
|---|---|--|--|
| Note: The aerosol products listed below do not utilize a fluorocarbon propellant system. | | | |
| PAINTS and REFINISHING MATERIALS | | CLEANERS, WAXES and POLISHES — Cont'd | |
| AR60 1724-GC | Paint (flat black) -- 1 qt. | B8A 19523-B | Cleaner (multi-purpose) concentrate -- for -vinyl and leather trim -white sidewall tires -vinyl and convertible tops -automobile rugs and upholstery -automobile exteriors -- (6) 1 gal. plastic bottles |
| D7AZ 19000-A | Paint (argent lacquer)-- 13 oz. aerosol spray can | B8A 19523-C | Cleaner (multi-purpose) concentrate -- for -vinyl and leather trim -white sidewall tires -vinyl and convertible tops -automobile rugs and upholstery -automobile exteriors -- 55 gal. drum |
| ★C3AZ 19B542-A | Putty (dark gray) -- 1 lb. tube-NR(5/79) | C9AZ 19523-A | Wash and wax concentrate -- (4) 1 gal. plastic containers |
| D6AZ 19B542-A | Putty (red) -- 1 lb. tube-lacquer spot type | D6AZ 19523-A | Wash and wax concentrate -- (12) 16 oz. plastic containers |
| D2AZ 19B542-A | Cream hardener for polyfiller--use with D2AZ 19A547-A kit--polyfiller body repair--1 oz. supplemental supply -- (12) 1 oz. tubes | C0AZ 19526-A | Triple clean--for leather and vinyl trim -white sidewall tires -vinyl and convertible tops -not for use on cloth fabrics -- (12) 12 oz. bottles w/brush |
| D2AZ 19B542-B | Fiberglass repair kit (cosmetic) | E0AZ 19526-A | Triple clean--for leather and vinyl trim -white sidewall tires -vinyl and convertible tops -not for use on cloth fabrics -- (12) 16 oz. bottles w/brush |
| D2AZ 19A547-A | Polyfiller body repair kit (3 lb.)-- consists of (1) 3 lb. container polyfiller (1) D2AZ 19B542-A cream hardener-- 1 oz. tube -- (12) kits | D8AZ 19526-A | Spot lifter--automotive fabric -- (12) 6.5 oz. aerosol cans w/plastic bristle brush top |
| D2AZ 19A547-B | Polyfiller body repair kit (12 lb.)-- consists of (1) 12 lb. container polyfiller (1) 4 oz. tube cream hardener -- (4) kits | B7A 19530-A | Silicone auto polish -- (12) 16 oz. cans |
| C5AZ 19E548-A | Tinting assortment -- (12) 1 pt. cans of acrylic enamel repair tinting colors | B7A 19530-B | Custom silicone gloss (new car prep.) -- (2) 1 gal. cans |
| C7AZ 19E548-A | Tinting assortment -- (12) 1 pt. cans of acrylic lacquer-tinting colors | B4A 19534-A | Custom auto wax -- (12) 8 oz. cans |
| C9AZ 19627-A | Tape (automotive masking)--3/4" wide -- (48) 60 yd. rolls | B8A 19534-A | Custom auto wax -- (6) 1 lb. cans |
| C9AZ 19627-C | Tape (automotive masking)--2" wide -- (24) 60 yd. rolls | D8AZ 19534-A | Cream wax--less applicator -- (12) 12 oz. cans |
| CLEANERS, WAXES and POLISHES | | CLEAR VISION AIDS | |
| B7A 19520-A | Tar and road oil remover -- (12) 1 pt. cans | D8AZ 19C507-A | Glass cleaner -- (12) 20 oz. aerosol cans |
| B7A 19521-A | Spot remover (chlorothene cleaner) -- (12) 1 pt. cans | C9AZ 19550-A | Ford ultra clear windshield washer solution -- (12) 16 oz. cans |
| D4AZ 19521-A | Cleaner (leather and vinyl) -- (6) 12 oz. plastic bottles with brush | C9AZ 19550-B | Ford ultra clear windshield washer solution -- (12) 32 oz. cans |
| D4AZ 19521-B | Cleaner (leather and vinyl) -- 1 gal. plastic bottle | COOLING SYSTEM AIDS | |
| E0AZ 19521-A | Cleaner (leather and vinyl) -- (6) 16 oz. plastic bottles | D6AZ 19A503-A | Cooling system fast flush (non acid) -- (12) 12 oz. cans |
| 8A 19522 | Bright metal cleaner -- (12) 1 pt. cans | 8A 19546-C | Radiator rust inhibitor and water pump lubricant -- (12) 1 pt. cans |
| B8A 19523-A | Cleaner (multi-purpose) concentrate -- for -vinyl and leather trim -white sidewall tires -vinyl and convertible tops -automobile rugs and upholstery -automobile exteriors -- (6) 1 qt. plastic bottles | | |

1973/79
TRUCK SERIES 100/500

APPEARANCE and MAINTENANCE MATERIALS

U.S. USAGE

| PART NUMBER | DESCRIPTION | PART NUMBER | DESCRIPTION |
|--|---|--|---|
| Note: The aerosol products listed below do not utilize a fluorocarbon propellant system. | | | |
| COOLING SYSTEM AIDS — Cont'd | | MOTOR OILS and LUBRICANTS — Cont'd | |
| 8A 19549-A | Ford Cooling System Fluid (permanent anti-freeze) -- (6) 1 gal. cans | ◇ Premium motor oil grade ◆ Super premium motor oil grade | |
| C2AZ 19549-C | Ford Cooling System Fluid (permanent anti-freeze) -- 55 gal. drum | E0AZ 19580-C | Hypoid gear lubricant--for Ford design rear axles only -- 120 lb. keg |
| C9AZ 19558-A | Protector pellets (cooling system) -- carton of (24) cards--2 pellets per card | D3AZ 19580-A | Hypoid gear lubricant--for limited slip axle -- (12) 1 qt.--plastic container w/spout |
| D9AZ 19558-A *RA-1 | Protector pellets (cooling system) -- (2) Pellets per card--(24) cards per carton | D2AZ 19581-A | Speedometer cable lubricant -- 1 lb. can |
| D6AZ 19558-PAK | Protector pellets (cooling system) -- (2) cartons of (48) cards--2 pellets per card, (1) fender cover | C1AZ 19582-A | Automatic Trans. Fluid--Type "F"--for C3 and FMX A/T only -- Power Steering fluid--for Ford CII P/S pump only -- (24) 1 qt. cans (red) |
| D9AZ 19558-PAK *RA-1000 | Protector pellets (cooling system) -- (2) cartons of (48) cards--(2) pellets per card, (1) fender cover | C1AZ 19582-C | Automatic Trans. Fluid--Type "F" for C3 and FMX A/T only -- Power Steering fluid--for Ford CII P/S pump only -- (6) 1 gal. cans (red) |
| MOTOR OILS and LUBRICANTS | | C1AZ 19582-D | Automatic Trans. Fluid--Type "F"--for C3 and FMX A/T only -- Power Steering fluid--for Ford CII P/S pump only -- 55 gal. drum (red) |
| ◇ Premium motor oil grade ◆ Super premium motor oil grade | | D7AZ 19582-A | Automatic Trans. Fluid--type "CJ"--for C4 and C6 A/T only -- (24) 1 qt. cans (red) |
| C6AZ 19542-A | Brake and hydraulic clutch fluid (extra heavy duty)--for vehicles w/disc or drum brakes -- (24) 16 oz. cans | D7AZ 19582-B | Automatic Trans. Fluid--type "CJ"--for C4 and C6 A/T only -- 55 gal. drum (red) |
| C6AZ 19542-B | Brake and hydraulic clutch fluid (extra heavy duty)--for vehicles w/disc or drum brakes -- (12) 1 qt. cans | CD3AZ 19582-A | Power steering fluid--low temperature (for F100/250 4 x 4 with Garrison power steering system) -- 1 Imperial Qt. |
| C8AZ 19B546-A | Additive friction modifier--hypoid gear -- 4 oz. plastic bottle (for F100/350, P350/400, E300 trucks w/front driving axles and rear axles w/Dana power lock | D6AZ 19582-A | Power steering fluid--Blue (exc. with Ford CII P/S pump) -- (24) 1 qt. cans |
| D8DZ 19C547-A | Lubricant (for std. 3 speed trans.) -- 5 gal. pail | D9AZ 19583-A | Rubber lubricant (triple purpose) -- (4) 1 gal. containers--use to mount and demount tires, remove rubber squeaks and clean rubber parts |
| C0AZ 19553-A | Silicone lubricant (jell type) -- 8 oz. tube | D7AZ 19584-A | Grease (polyethylene) -- 15 oz. spray can |
| D7AZ 19553-A | Silicone lubricant -- 15 oz. aerosol Spray can | D0AZ 19584-A | Grease (polyethylene) -- 4 oz. aluminum tube w/plastic cut off spout |
| C3AZ 19578-A | Steering gear lubricant (life time) -- (4) 14 1/2 oz. cartridges | C1AZ 19590-B | Lubricant (multi-purpose long life) -- (4) 14 1/2 oz. cartridges |
| B7A 19579-C | Crankcase conditioner and rust inhibitor -- (12) 16 oz. cans | C1AZ 19590-C | Lubricant (multi-purpose long life) -- 120 lb. keg |
| D2AZ 19579-A | Oil conditioner -- (12) 16 oz. cans | C1AZ 19590-D | Lubricant (multi-purpose long life) -- 25 lb. pail |
| D9AZ 19579-C | Oil conditioner -- (12) 16 fl. oz. cans | C1AZ 19590-E | Lubricant (multi-purpose long life) -- (4) 5 lb. pails |
| D3AZ 19579-A | ◇Motor oil--10W-20W-30 -- 1 qt. can | D4AZ 19590-A | Lubricant (steering linkage) -- (4) 14 1/2 oz. cartridges |
| D3AZ 19579-K | ◆Motor oil--10W-40 -- 1 qt. can | D2AZ 19590-A | Lubricant (teflon grease)--for E100/300, F100/350 trucks w/two piece driveline--for driveshaft yokes -- 1 lb. can |
| D3AZ 19579-M | ◆Motor oil--10W-40 -- 55 gal. drum | SEALERS and ADHESIVES | |
| D3AZ 19579-G | ◇Motor oil--20W-40 -- 1 qt. can | D7AZ 19B508-A | Contact adhesive (gasket and seal) -- 16 oz. can w/brush |
| D3AZ 19579-J | ◇Motor oil--20W-40 -- 55 gal. drum | C2AZ 19C525-A | Trim cement (vinyl adhesive) -- 1 pt. can |
| C2AZ 19580-F | Hypoid gear lubricant (rear axle) -- 120 lb. keg (S.A.E. 90) | C2RZ 19C548-A | Automatic transmission and power steering sealer -- (6) 8 oz. cans |
| C6AZ 19580-B | Hypoid gear lubricant--for front and rear Dana axles -- 5 gal. can | 8A 19552-B | Rubber cement -- (12) 5 oz. tubes (black) |
| C6AZ 19580-D | Hypoid gear lubricant--for front and rear Dana axles -- 120 lb. keg | | |
| C6AZ 19580-E | Hypoid gear lubricant--for front and rear Dana axles -- 1 gal. can | | |
| E0AZ 19580-A | Hypoid gear lubricant--for Ford design rear axles only -- (12) 1 qt. plastic containers with spouts | | |
| E0AZ 19580-B | Hypoid gear lubricant--for Ford design rear axles only -- (6) 1 gal. containers | | |

1973/79
TRUCK SERIES 100/500

PAINT SECTION 19

APPEARANCE and MAINTENANCE MATERIALS

U.S. USAGE

| PART NUMBER | DESCRIPTION | PART NUMBER | DESCRIPTION |
|---|---|----------------------------------|--|
| Note: The aerosol products listed below do not utilize a fluorocarbon propellant system. | | | |
| SEALERS and ADHESIVES — Cont'd | | SPECIAL PRODUCTS — Cont'd | |
| C0AZ 19552-A | Weatherstrip adhesive -- (12) 5 fl. oz. tubes (light colored) | D8AZ 19A501-A | Automatic choke cleaner--used to clean--free auto. choke, carb. linkage and manifold heat controls -- (12) 14 oz. aerosol cans w/snorkel |
| B5A 19554-A | Perfect seal sealing compound--carton of (12) 4 oz. cans | D0AZ 19515-A | Undercoating--airless spray -- 16 gal. drum |
| C6AZ 19554-A | Metallic plastic (to repair cyl. front cover and cyl. block intake manifold) -- (1) can--metallic resin, (1) jar--hardening agent | D0AZ 19515-B | Undercoating--airless spray -- 55 gal. drum |
| D7AZ 19554-B | Perfect seal sealing compound -- (12) 13.2 oz. aerosol can | D7AZ 19515-A | Super Seal Anti-Corrosion Compound--(Sprayable) -- 16 gal. |
| C9AZ 19554-B | Sealer (liquid butyl)--black--for sealing butyl installed windshield and backlite -- 1 pt. can | D8AZ 19515-A | Super Seal Anti-Corrosion Compound -- 16 oz. aerosol spray can |
| D7AZ 19554-A | Loctite minute bond adhesive kit 312--consists of -- (1) 50 cc adhesive and (1) 6 oz. aerosol can accelerator | D9AZ 19515-A | Vinyl coat -- abrasion resistant -- (6) 1 qt. cans |
| D9AZ 19554-B | Loctite minute band adhesive kit 312--req'd. to attach rear mirror brkt. -- consists of 20 one shot pkgs. of .01 fl. oz. (2.957 ml.) adhesive-- .02 fl. oz. (5.914 ml.) accelerator | D3AZ 19517-B | Pad--buffing and polishing -- carton of (12) |
| D0AZ 19554-C | Sealer tape (tetrafluoroethylene)--used on bolt and studthreads to provide a positive liquid seal -- 1/2" x 288" | B7A 19517-B | Dusting cloth (wax treated) -- carton of (100) |
| D7AZ 19554-C | Adhesive 414 kit--used for repair of loose vinyl inserts to body side mouldings--consists of (5) .33 fl. oz. bottles of 414 adhesive and (1) 4 oz. aerosol can of accelerator | D3AZ 19517-A | Dusting cloth (wax treated) -- plastic bag container |
| D5AZ 19554-A | Sealant (loctite)--thread locker -- 1.69 fl. oz. | E0AZ 19517-A | Dusting cloth (wax treated)--bulk roll -- 23" wide--19 1/2 yards long |
| E0AZ 19554-A | Sealant (loctite) thread locker -- (10) .20 fl. oz. (6 ml.) tubes | D4AZ 19B519-A | Refrigerant (air conditioner) -- 14 oz. can |
| D8AZ 19554-A | Sealant pipe (with teflon) 1.69 fl. oz. tube | *YN-1-A | |
| D6AZ 19560-A | Caulking cord -- (8) 80 ft. rolls--3/16" dia. | D2AZ 19523-A | Hand cleaner--waterless -- (12) 14 oz. cans |
| D6AZ 19562-A | Sealer and filler (silicone rubber) --clear -- 3 fl. oz. tube | D2AZ 19523-B | Hand cleaner--waterless -- (2) 5 lb. cans |
| D6AZ 19562-B | Sealer and filler (silicone rubber) --black -- 3 fl. oz. tube | D5AZ 19523-PAK | Hand cleaner--waterless -- (5) 5 lb. cans--includes dispenser |
| D3AZ 19562-A | Windshield glass seal kit 5/16" round (176") includes glass primer | C8AZ 19C544-B | Gas line anti-freeze -- (24) 12 oz. cans |
| D9AZ 19562-A | Butyl tape kit -- "I" beam section (233)--for windshield replacement on 1979 vehicles prior to being licensed by dealers | C9AZ 19C544-A | Engine starting fluid -- (12) 8.3 oz. aerosol can |
| D9AZ 19562-B | Windshield glass seal kit--5/16" round section (233)--incl. glass primer | D8AZ 19562-A | Compound--heated backlite grid repair -- .12 oz. bottle |
| SPECIAL PRODUCTS | | | |
| * BB 16 | Electrolyte (acid)--battery fluid -- 1.5 gal. container | C9AZ 19577-B | Refrigerant compressor oil--used w/York or Tecumseh compressor -- 1 qt. can |
| D7AZ 19A331-A | Silicone Dielectric Compound -- for distributor rotor tip and Duraspark ignition cables -- 3 oz. tube | *YN-2 | |
| *WA-10 | | D1VY 19577-B | Refrigerant compressor oil--used with Frigidaire compressor--1 qt. can |
| C0AZ 19A501-A | Rust penetrant and inhibitor -- (6) 8 oz. cans | *YN-4 | |
| D7AZ 19A501-A | Rust penetrant and inhibitor -- (6) 12 oz. aerosol can | B7AZ 19579-A | Carburetor and combustion chamber cleaner -- (12) 24 oz. cans |
| | | D8AZ 19579-A | Carburetor and combustion chamber cleaner--for gasoline engines only -- (12) 18.5 oz. aerosol cans |
| | | D9AZ 19579-A | Carburetor and combustion chamber cleaner--for gasoline engines only -- (12) 18 oz. aerosol cans |
| | | D9AZ 19579-B | Carburetor and combustion chamber cleaner--for gasoline engines only -- (12) 16 oz. cans |
| | | B4A 19587-A | Lock lubricant -- (12) 4 oz. cans |
| | | D8AZ 19587-A | Lock lubricant -- (12) 3.5 oz. aerosol cans w/snorkel |
| | | C6AZ 19627-A | Tape (vinyl foam)--1/8" x 7/8" -- 50 ft. roll--used to shim weatherstrip roof rails and doors |
| | | D4AZ 19627-A | Tape (air conditioner insulation)--1/8" x 2" x 15 ft. |
| | | *YZ-1 | |

1973/79
TRUCK SERIES 100/500

APPEARANCE and MAINTENANCE MATERIALS

U.S. USAGE

| PART NUMBER | DESCRIPTION | PART NUMBER | DESCRIPTION |
|--|--|---------------------------|--|
| Note: The aerosol products listed below do not utilize a fluorocarbon propellant system. | | | |
| SPECIAL PRODUCTS — Cont'd | | SPECIAL PRODUCTS — Cont'd | |
| D6AZ 19627-A | Tape (pressure sensitive)—black waterproof 3" wide -- 60 yd. roll | C8AZ 19628-H *WA-8 | Tape (elec. insulating)—black (individual skin pkg.)—3/4" -- 66 ft. roll |
| C8AZ 19628-D *WA-4 | Tape (elec. insulating)—black (display pkg.)—3/4" -- 20 ft. roll | E0AZ 19628-A | Tape (electrical repair)—flame retardant—automotive use only—3/4" wide—100 ft. long -- 12 roll skin pkg. |
| C8AZ 19628-F *WA-6 | Tape (elec. insulating)—black (individual metal can)—3/4" -- 66 ft. roll | E0AZ 19628-B | Tape (electrical repair)—flame retardant—automotive use only—3/4" wide—100 ft. long -- 12 can pkg. |
| C8AZ 19628-G *WA-7 | Tape (elec. insulating)—black (individual skin pkg.)—3/4" -- 20 ft. roll | | |

APPEARANCE and MAINTENANCE MATERIALS

CANADIAN USAGE

| PART NUMBER | DESCRIPTION | PART NUMBER | DESCRIPTION |
|----------------------------------|---|---------------------------------------|---|
| PAINTS and REFINISHING MATERIALS | | CLEANERS, WAXES and POLISHES — Cont'd | |
| AR60 1724-GC | Paint (flat black) -- 1 qt. (U.S.) | B8A 19523-A | Cleaner (multi-purpose) concentrate -- for --vinyl and leather trim --white sidewall tires --vinyl and convertible tops --automobile rugs and upholstery --automobile exteriors -- (6) 32 oz. plastic bottles |
| D7AZ 19000-A | Paint (argent lacquer) -- 13 oz. aerosol spray can | CC1CZ 19523-A | White wall cleaner -- 16 oz. bottle |
| CD2AZ 19500-AB | Engine enamel—corporate blue -- 16 oz. spray bomb | * CXC 19 | White wall cleaner -- (12) 500 ml. bottles |
| CD2AZ 19500-AH | Engine enamel—black gloss -- 16 oz. spray bomb | C9AZ 19523-A | Wash and wax concentrate -- (4) 1 gal. plastic containers (U.S.) |
| CD2AZ 19500-AJ | Engine enamel—chassis black (dull) -- 16 oz. spray bomb | D6AZ 19523-A | Wash and wax concentrate -- (12) 16 oz. plastic containers |
| * C3AZ 19B542-A | Putty (dark gray) -- 1 lb. tube—NR(5/79) | CAJ 19524-A | Car wash -- 5 gal. pail |
| D6AZ 19B542-A | Putty (red) -- 1 lb. tube—lacquer spot type | * CXC 20 | Car wash -- 20 litre pail |
| D2AZ 19B542-A | Cream hardener for polyfiller—use w/ D2AZ 19A547-A kit—polyfiller body repair—1 oz. supplemental supply -- (12) 1 oz. tubes | C8A 19524-B | Car wash -- 1 gal. jug |
| D2AZ 19A547-A | Polyfiller body repair kit (3 lb.)—consists of (1) 3 lb. container polyfiller (1) D2AZ 19B542-A cream hardener polyfiller 1 oz. tube -- (12) kits | * CXC 21 | Car wash -- 4 litre jug |
| D2AZ 19A547-B | Polyfiller body repair kit (12 lb.)—consists of (1) 12 lb. container polyfiller (1) 4 oz. tube cream hardener -- (4) kits | CB9CZ 19525-A | Upholstery cleaner (spray on) -- 1 gal. can |
| C5AZ 19E548-A | Tinting assort. -- (12) 16 oz. cans of acrylic enamel repair tinting colors | CC0AZ 19525-B | Upholstery cleaner (spray on) -- 5 gal. can |
| CLEANERS, WAXES and POLISHES | | COAZ 19526-A | Triple clean—for leather and vinyl trim --white sidewall tires --vinyl and convertible tops --not for use on cloth fabrics -- (12) 12 oz. bottles w/brush |
| CB9CZ 19514-C | Chrome rust remover -- 24 oz. jar | E0AZ 19526-A | Triple clean—for leather and vinyl trim -- --white sidewall tires --vinyl and convertible tops --not for use on cloth fabrics -- (12) 16 oz. (473.12 ml.) bottles w/brush |
| * CXC 12 | Tar and road oil remover -- (12) 500 ml. cans | D8AZ 19526-A | Spot lifter—automotive fabric -- (12) 6.5 oz. aerosol cans w/plastic bristle brush top |
| D4AZ 19521-A | Cleaner (leather and vinyl) -- (6) 12 oz. plastic bottle with brush | B7A 19530-B | Custom silicone gloss (new car prep.) -- (2) 1 gal. cans (U.S.) |
| CD7AZ 19521-A | Cleaner (leather and vinyl) -- 32 oz. plastic bottle | CBAC 19530-A | Lincoln body polish -- 16 oz. |
| * CXC 68 | Fabric cleaner—spotless -- 4 litre can | * CXC 27 | Lincoln body polish -- (12) 500 ml. cans |
| * CXC 13 | Cleaner (leather and vinyl) -- (12) 500 ml. bottles | CC5AZ 19530-A | Polish—buffer (reconditioning polish) -- 1 gal. can |
| 8A 19522 | Bright metal cleaner -- (12) 1 pt. cans | CC9AZ 19530-B | Cleaner and polisher -- 1 gal. |
| CAF 19522-A | Chrome cleaner -- 8 oz. can | B8A 19534-A | Custom auto wax -- (6) 1 lb. cans |
| * CXC 14 | Chrome cleaner -- (12) 500 ml. cans | D8AZ 19534-A | Cream wax—less applicator -- (12) 12 oz. (U.S.) cans |
| CAF 19523-C | White wall cleaner -- 1 gal. jug | | |

1973/79
TRUCK SERIES 100/500

PAINT SECTION 21

APPEARANCE and MAINTENANCE MATERIALS

| CANADIAN USAGE | | CANADIAN USAGE | |
|----------------------------------|--|---|---|
| PART NUMBER | DESCRIPTION | PART NUMBER | DESCRIPTION |
| CLEAR VISION AIDS | | MOTOR OILS and LUBRICANTS — Cont'd | |
| D8AZ 19C507-A | Glass cleaner -- (12) 20 oz. aerosol cans | C3AZ 19578-A | Steering gear lubricant (lifetime) -- (4) 14 1/2 oz. cartridge |
| CB8A 19550-B | Glass cleaner -- 16 oz. bottle | CB8A 19579-A | Heat rust solvent -- 8 oz. can |
| * CXC 34 | Glass cleaner -- (12) 500 ml. bottles | MGCA 19579-B | Fuel system cleaner -- 6 oz. can |
| CB9CZ 19550-A | Windshield washer anti-freeze -- 16 oz. bottle | * CXC 54 | Fuel system cleaner -- (12) 250 ml. cans |
| CC5AZ 19550-A | Windshield washer anti-freeze -- 1 gal. jug | D2AZ 19579-A | Oil conditioner -- (12) 16 oz. cans |
| * CXC 35 | Windshield washer anti-freeze -- (4) 4 litre jugs | CB9AZ 19579-C | Engine purge -- 40 oz. can |
| CC5AZ 19550-B | Windshield washer anti-freeze -- 5 gal. pail | * CXC 55 | Engine purge -- (12) 1 litre cans |
| * CXC 36 | Windshield washer anti-freeze -- 20 litre pail | * CXC 56 | Break-in lubricant -- (12) 500 ml. cans |
| CC9AZ 19550-A | Windshield washer anti-freeze (pre-mixed) -- 1 gal. container | CC4AZ 19579-A | Engine oil conditioner -- 40 oz. can |
| COOLING SYSTEM AIDS | | * CXC 57 | Engine oil conditioner -- (12) 1 litre cans |
| CBN 18442-A | Radiator cleaner -- 16 oz. can | CC4AZ 19579-B | "V-11" viscosity index improver -- 16 oz. tin |
| * CXC 10 | Radiator cleaner -- (12) 500 ml. cans | * CXC 58 | "V-11" Viscosity index improver -- (12) 500 ml. cans |
| D6AZ 19A503-A | Cooling system fast flush (non acid) -- (12) 12 oz. cans | * CX0 1-L | Motor oil-5W30-Premium -- (24) 1 litre cans |
| * CXC 33 | Radiator rust inhibitor and water pump lubricant -- (12) 500 ml. cans | * CX0 2-L | Motor oil-10W30-Premium -- (24) 1 litre cans |
| D2AZ 19549-A | Permanent anti-freeze and coolant -- 1 qt. can (U.S.) | * CX0 3-L | Motor oil-20W40-Premium -- (24) 1 litre cans |
| * CXC 8 | Permanent anti-freeze and coolant -- (4) 4 litre containers | * CX0 4-L | Motor oil-10W40-Super Premium -- (24) 1 litre cans |
| * CXC 9 | Permanent anti-freeze and coolant -- (1) 205 litre container | * CX0 5-L | Motor oil-10W30-Premium -- 205 litre drum |
| C000 19558-A | Bar's Leak (cooling system protector) -- 6 oz. jar | * CX0 6 | Motor oil-10W40-Super Premium -- 205 litre drum |
| * CXC 43 | Bar's leak -- (12) 150 g. cans | * CX0 7-L | Motor oil-30 W-Single Grade Premium -- (24) 1 litre cans |
| C000 19558-B | Bar's Leak (cooling system protector) -- 15 oz. bottle | * CX0 8-L | Motor oil-30 W-Single Grade Premium -- 205 litre drum |
| D9AZ 19558-A | Protector pellets (cooling system) -- 2 pellets per card-24 cards per carton | * CX0 9-L | Motor oil-10W30-Super Premium -- 1 gal. bulk |
| * RA 1 | | * CX0 10-L | Motor oil-10W40-Super Premium -- 1 gal. bulk |
| D9AZ 19558-PAK | Protector pellets (cooling system) -- (2) cartons of (48) cards-(2) pellets per card, (1) fender cover | * CX0 11-L | Motor oil-SAE30W-Single grade -- 1 gal. bulk |
| * RA 1000 | | * CX0 12-L | Motor oil-SAE10-Single grade -- 1 gal. bulk |
| MOTOR OILS and LUBRICANTS | | CC2AZ 19580-AL | Hypoid gear lubricant (temp. range-above minus 25° F.) -- 4 liter |
| CC6AZ 19542-A | Brake and hydraulic clutch fluid (extra heavy duty)-for vehicles w/disc or drum brakes -- (24) 16 oz. cans-455 ml | C6AZ 19580-B | Hypoid gear lubricant-for front and rear Dana axles -- 5 gal. (U.S.) can |
| CC6AZ 19542-B | Brake and hydraulic clutch fluid (extra heavy duty)-for vehicles w/disc or drum brakes -- (12) 32 oz. cans-909 ml | D3AZ 19580-A | Hypoid gear lubricant-for limited slip axle -- (12) 32 oz.-plastic containers w/ spout |
| C8AZ 19B546-A | Additive friction modifier-hypoid gear -- 4 oz. plastic bottle (for F100/350, P350/400, E300 trucks w/front driving axles and rear axles w/Dana power lock | C6AZ 19580-E | Hypoid gear lubricant-for front and rear Dana axles -- 1 gal. (U.S.) can |
| D8DZ 19C547-A | Lubricant (for std. 3 speed trans.) -- 5 gal. (U.S.) pail | C6AZ 19580-D | Hypoid gear lubricant-for front and rear Dana axles -- 120 lb. keg |
| CC0CZ 19553-B | Silicone lubricant spray -- 6 oz. can | D2AZ 19581-A | Speedometer cable lubricant -- 1 lb. can |
| D7AZ 19553-A | Silicone lubricant -- 15 oz. aerosol Spray can | * CXT 1-L | Automatic Trans. Fluid-Type "F"-for C3 and FMX A/T only -- Power steering fluid-for Ford CII P/S pump only -- (24) 1 litre cans |
| C5AZ 19577-A | Fluid-speed control device -- 1.55 oz. container | * CXT 5-L | Automatic Trans. Fluid-Dexron ® II-for C4 and C6 automatic trans. -- (24) 1 litre cans |
| | | * CXT 3-L | Automatic Trans. Fluid-Type "F"-for C3 and FMX A/T only -- Power steering fluid-for Ford CII P/S pump only -- 205 litre drum |
| | | * CXT 6-L | Automatic Trans. Fluid-Dexron ® II-for C4 and C6 Automatic Trans. -- 205 litre drum |

APRIL, 1980

COPYRIGHT © 1980—

FORD MOTOR
COMPANY

—DEARBORN, MICHIGAN

CHANGE 1

1973/79
TRUCK SERIES 100/500

APPEARANCE and MAINTENANCE MATERIALS

CANADIAN USAGE

| PART NUMBER | DESCRIPTION | PART NUMBER | DESCRIPTION |
|---|--|---------------------------------------|---|
| MOTOR OILS and LUBRICANTS — Cont'd | | SEALERS and ADHESIVES — Cont'd | |
| CD3AZ 19582-A | Power steering fluid - low temperature (for F100/250 4 x 4 with Garrison power steering system) -- 1 Imperial Qt. | *CXC 3 | Adhesive 414 kit--used for repair of loose vinyl inserts to body side mouldings--consists of (5) 9.76 CC bottles of 414 adhesive and (1) 113.4 CC aerosol can of accelerator |
| CD6AZ 19582-A | Power steering fluid - blue (exc. with Ford CII P/S pump) -- (24) 1 qt. cans | *CXC 5 | Sealant--pipe (with teflon) -- 50 ml. tube |
| D9AZ 19583-A | Rubber lubricant (triple purpose) -- (4) 1 gal. containers--use to mount and demount tires, remove rubber squeaks and clean rubber parts | AB 19560-A | Caulking cord -- (6) 80 ft. rolls--3/16" dia. |
| D7AZ 19584-A | Grease (polyethylene) -- 15 oz. spray can | CC5AZ 19562-B | Windshield and backlite tape sealer kit--consists of -- 168" x 3/8" x 3/8" special tape for use on vehicles using butyl tape type installation on windshield and backlite glass |
| DOAZ 19584-A | Grease (polyethylene) -- 4 oz. aluminum tube w/plastic cut off spout | D3AZ 19562-A | Windshield glass seal kit -- 5/16" round (176") includes glass primer |
| C1A 19588-C | Miracle power--engine lubricant -- 16 oz. can | D6AZ 19562-A | Sealer and filler (silicone rubber) --clear -- 3 oz. tube |
| C1AZ 19590-B | Lubricant (multi-purpose long life) -- (4) 14 1/2 oz. cartridges | D6AZ 19562-B | Sealer and filler (silicone rubber) --black -- 3 oz. tube |
| C1AZ 19590-C | Lubricant (multi-purpose long life) -- 120 lb. keg | D9AZ 19562-A | Butyl tape kit -- "I" beam section (233")--for windshield replacement on 1979 vehicles prior to being licensed by dealer |
| C1AZ 19590-D | Lubricant (multi-purpose long life) -- 25 lb. pail | D9AZ 19562-B | Windshield glass seal kit -- 5/16" round section--(233") incl. glass primer |
| D4AZ 19590-A | Lubricant (steering linkage) -- (4) 14 1/2 oz. cartridges | CC2CZ 19573-A | Automatic trans. sealer -- 8 oz. can |
| D2AZ 19590-A | Lubricant (teflon grease)--for E100/300, F100/350 trucks w/two piece driveline--for driveshaft yokes -- 1 lb. can | SPECIAL PRODUCTS | |
| SEALERS and ADHESIVES | | * BB 16 | Electrolyte (acid)--battery fluid -- 1.5 gal. container |
| D7AZ 198508-A | Contact adhesive (gasket and seal) -- 16 oz. can w/brush | D7AZ 19A331-A | Silicone Dielectric Compound -- for distributor rotor tip and Duraspark ignition cable -- 3 oz. tube |
| C2AZ 19C525-A | Trim cement (vinyl adhesive) -- 16 oz. can | *WA-10 | Rust penetrant and inhibitor -- (6) 12 oz. aerosol can |
| 8A 19552-B | Rubber cement -- (12) 5 oz. tubes (black) | D7AZ 19A501-A | Automatic choke cleaner--used to clean--free auto. choke, carb. linkage and manifold heat controls -- (12) 14 oz. aerosol cans w/snorkel |
| COAZ 19552-A | Weatherstrip adhesive -- (12) 5 fl. oz. tubes (light colored) | D8AZ 19A501-A | Automatic choke cleaner--used to clean--free auto. choke, carb. linkage and manifold heat controls -- (12) 14 oz. aerosol cans w/snorkel |
| CC3AZ 19552-B | Windshield and backlite sealer -- 12 3/4 oz. tube | CB8A 19512-A | Wash mitt |
| CBM 19553-A | Sealer--caulking cord | CC3AZ 19514-A | Starting fluid -- 11 oz. spray can |
| B5A 19554-A | Perfect seal sealing compound -- carton of (12) 4 oz. cans | 8A 19515-B | Undercoating -- 45 gal. |
| CB9CZ 19554-B | Exhaust system sealant -- 40 oz. can | CC4AZ 19515-A | Undercoating -- 5 gal. |
| C6AZ 19554-A | Metallic plastic (to repair cyl. front cover and cyl. block intake manifold) -- (1) can--metallic resin, (1) jar--hardening agent | DOAZ 19515-A | Undercoating--airless spray -- 16 gal. drum (U.S.) |
| D7AZ 19554-B | Perfect seal sealing compound -- (12) 13.2 oz. aerosol cans | D9AZ 19515-A | Vinyl coat -- abrasion resistant -- (6) 1 qt. cans |
| C9AZ 19554-B | Sealer (liquid butyl)--black--for sealing butyl installed windshield and backlite -- 16 oz. can | * CXC 1 | Super Seal Anti-Corrosion Compound -- (12) 16 oz. aerosol cans |
| *CXC 4 | Loctite adhesive with dispenser used to attach rear view mirror bracket to w/s -- gravity feed dispenser--(20) one shots per dispenser | CBJ 19517-A | Polishing cloth--lintless -- 5 yds. |
| DOAZ 19554-C | Sealer tape (tetrafluoroethylene) -- 1/2"--288"--used on bolt and studthreads to provide a positive liquid seal | CC3AZ 19517-A | Chamois--super sheen--approx. -- 20 x 22" |
| *CXC 2 | Sealant (loctite)--thread locker -- 50 ml. | B7A 19517-B | Dusting cloth (wax treated) -- carton of (100) |
| | | D3AZ 19517-A | Dusting cloth (wax treated) -- plastic bag container |
| | | E0AZ 19517-A | Dusting cloth (wax treated)--bulk roll -- 23" (584.20 mm.) wide--19 1/2 yards (17.83 meters) long |
| | | D3AZ 19517-B | Pad--buffing and polishing -- carton of (12) |
| | | D4AZ 19B519-A | Refrigerant (air conditioner) -- 14 oz. can |
| | | *YN-1-A | |

**1973/79
TRUCK SERIES 100/500**

PAINT SECTION 23

APPEARANCE and MAINTENANCE MATERIALS

CANADIAN USAGE

| PART NUMBER | DESCRIPTION | PART NUMBER | DESCRIPTION |
|---------------------------|---|---------------------------|---|
| SPECIAL PRODUCTS — Cont'd | | SPECIAL PRODUCTS — Cont'd | |
| D2AZ 19523-A | Hand cleaner—waterless -- (12) 14 oz. cans | C6AZ 19579-B | Carburetor and combustion chamber cleaner -- (12) 19 oz. aerosol cans |
| D2AZ 19523-B | Hand cleaner—waterless -- (2) 5 lb. cans | * CXC 53 | Combustion chamber conditioner -- (12) 500 litre cans |
| CECG 19524-A | Engine shampoo -- 5 gal. can | C1A 19584 | Penetrating fluid -- 8 oz. can |
| * CXC 22 | Engine shampoo -- 20 litre pail | * CXC 59 | Penetrating fluid -- (24) 250 ml. cans |
| CECG 19524-B | Engine shampoo -- 45 gal. can | CB8A 19584-A | Penetrating fluid -- 1 gal. can |
| CC6AZ 19528-A | Concrete floor cleaner and degreaser -- 40 lb. pack | * CXC 60 | Penetrating fluid—(4) 4 litre cans |
| * CXC 26 | Concrete floor cleaner and degreaser -- 20 kg. pail | CB9CZ 19586-A | Door ease—stick lubricant—shop size -- (6 to carton) |
| CD6AZ 19531-B | Gas line anti-freeze -- 12 oz. can | B4A 19587-A | Lock lubricant -- (12) 4 oz. can |
| * CXC 29 | Gas line anti-freeze -- (12) 500 ml. long neck plastic bottles | D8AZ 19587-A | Lock lubricant -- (12) 3.5 oz. aerosol cans w/snorkel |
| CD6AZ 19531-A | Gas line anti-freeze -- (24) 6 oz. can | D4AZ 19627-A | Tape (air conditioner insulation)—1/8" x 2 x 15 ft. |
| * CXC 28 | Gas line anti-freeze -- (36) 150 ml. plastic bottles | *YZ-1 | |
| *CXC 6 | Carburetor cleaner -- 20 litre pail consists of (1) 15 liter fill and (1) 20 liter pail | D6AZ 19627-A | Tape (pressure sensitive)—black waterproof—3" wide -- 60 yd. roll |
| C000 19535-B | Carburetor cleaner -- 4 gal. pail (w/basket) | C8AZ 19628-D | Tape (elec. insulating)—black (display pkg.)—3/4" -- 20 ft. roll |
| CC5AZ 19562-C | Putty (green hi-speed) -- 3 1/2 lb. tin | *WA-4 | |
| CC5AZ 19562-D | Putty (super spot-pink shade) -- 3 1/2 lb. can | C8AZ 19628-F | Tape (elect. insulating)—black (individual metal can)—3/4" -- 66 ft. roll |
| D8AZ 19562-A | Compound—heated backlite grid repair -- .12 oz. bottle | *WA-6 | |
| C9AZ 19577-B | Refrigerant compressor oil—used w/York or Tecumseh compressor -- 1 qt. can (U.S.) | C8AZ 19628-G | Tape (elect. insulating)—black (individual skin pkg.)—3/4" -- 20 ft. roll |
| *YN-2 | | *WA-7 | |
| D1VY 19577-B | Refrigerant compressor oil—used w/Frigidaire compressor—1 qt. can (U.S.) | C8AZ 19628-H | Tape (elect. insulating)—black (individual skin pkg.)—3/4" -- 66 ft. roll |
| *YN-4 | | *WA-8 | |
| MGCA 19579-A | Combustion chamber conditioner -- 16 oz. can | E0AZ 19628-A | Tape (electrical repair)—flame retardant—automotive use only—3/4" (19.50 mm.) wide—100 ft. (30.48 meters) long -- 12 roll skin pkg. |
| * CXC 52 | Carburetor and combustion chamber cleaner -- (12) 500 g. aerosol cans | E0AZ 19628-B | Tape (electrical repair)—flame retardant—automotive use only—3/4" (19.50 mm.) wide—100 ft. (30.48 meters) long -- 12 can pkg. |

USED TRUCK RECONDITIONING MATERIALS

U. S. USAGE

| PART NUMBER | DESCRIPTION | PART NUMBER | DESCRIPTION |
|--|---|---------------|---|
| Note: The aerosol products listed below do not utilize a fluorocarbon propellant system. | | | |
| D4AZ 19530-A | Polish (used for reconditioning exterior automotive finishes) (2) 1 gal. cans | C0AZ 19A536-F | Engine shampoo (cleaner and degreaser) -- 55 gal. drum |
| COAZ 19A536-D | Engine shampoo (cleaner and degreaser) -- 5 gal. drum | D8AZ 19A536-A | Automotive engine shampoo and degreaser—(for exterior use only) -- (12) 19 oz. aerosol spray cans |
| | | | |
| | | | |
| | | | |
| | | | |
| | | | |
| | | | |
| | | | |
| | | | |
| | | | |
| | | | |
| | | | |
| | | | |
| | | | |

1973/79
TRUCK SERIES 100/500

USED TRUCK RECONDITIONING MATERIALS

CANADIAN USAGE

| PART NUMBER | DESCRIPTION | PART NUMBER | DESCRIPTION |
|----------------|--|--|---------------------|
| CB9AA 19A537-A | Floor mat patches-8" x 12" tapered edges -- pkg. of 6 | LEATHER DYE and VINYL COATING - QUART | |
| CD5AZ 19B542-A | Cream hardener for body filler - (12) 1 oz. for qt. size | CB9AA 19A540-A | White |
| CD5AZ 19B542-B | Cream hardener for body filler - (12) 4 oz. for gal. size | CB9AA 19A540-B | Black |
| CD5AZ 19B542-C | Liquid Hardener (body filler) -- 20 cc for qt. size | CB9AA 19A540-C | Brown |
| CD5AZ 19B542-D | Liquid Hardener (body filler) -- 2 oz. for gal. size | CB9AA 19A540-D | Blue |
| CD5AZ 19B542-E | Liquid Hardener (body filler) -- 8 oz. economy size | CB9AA 19A540-E | Green |
| CD5AZ 19A547-C | Body filler - red -- (12) 1 qt. | CB9AA 19A540-G | Red |
| CD5AZ 19A547-D | Body filler - red -- (4) 1 gal. | CB9AA 19A540-H | Turquoise |
| CD6AZ 19A547-A | Body Filler - white -1 qt. - includes hardener | CB9AA 19A540-J | Medium Gray |
| CD6AZ 19A547-B | Body filler - white - 1 gal. - includes hardener | PLASTIC DYE - QUART | |
| CC5AZ 19562-C | Green hi-speed putty -- 3 1/2 lb. tin | CB9AA 19A541-B | Black |
| CC5AZ 19562-E | Green hi-speed putty -- 4 1/2 lb. tin | CB9AA 19A541-E | Gray |
| CC5AZ 19562-D | Super spot putty-pink shade -- 3 1/2 lb. can | CB9AA 19A541-G | Red |
| CC5AZ 19562-F | Super spot putty-pink shade -- 4 1/2 lb. can | CB9AA 19A541-H | Aluminum |
| C1AZ 19627-A | Tape (pressure sensitized) -- 5" wide x 60 yds.-used to recover arm rests, seats, floor mats, etc. | CD4AZ 19A541-A | Dodge-Blue (medium) |
| | | CD4AZ 19A541-B | Pontiac - Blue |
| | | FABRIC TINT - QUART | |
| | | CB9AA 19A542-A | Black |
| | | CB9AA 19A542-B | Blue |
| | | CB9AA 19A542-D | Brown |
| | | CB9AA 19A542-E | Red |
| | | CB9AA 19A542-F | Green |
| | | CB9AA 19A542-G | Turquoise |

**1973/79
TRUCK SERIES 100/500**

| YEAR | MODEL/RESTRICTIONS | PART NUMBER | DESCRIPTION | QTY. |
|-------|---|-------------|---|------|
| 1001 | GASKET (REAR WHEEL BEARING RETAINER or REAR AXLE SHAFT) Also refer to Front Axle Parts Lists Section 30 or Rear Axle Section 40, page 1 | | | |
| 73 | E100 | D00Z 1001-A | 2 55/64"-4 holes | 2 |
| 74/ | E100/150 | D30Z 1001-A | 3 3/16" | 2 |
| 73/ | E200, F100 | D0AZ 1001-A | 3 5/32"-4 holes | 2 |
| 73/ | F250(4/W/D) | C1TZ 1001-A | Front wheel-6 bolt holes-3 3/4" circle | 2 |
| 73/77 | B-F-M-P450/500 | A8TZ 1001-A | Rear axle shaft-4" I.D. x 5 1/2" O.D. | 2 |
| 73/ | E-F250/350, P350/400 | D8TZ 1001-A | Rear axle shaft-3 23/64" I.D. x 4 45/64" O.D. aluminum | 2 |
| 73/77 | B-F500 -- w/15M axle | B4TZ 1001-A | Rear axle-4 1/2" I.D. x 5 7/8" O.D. | 4 |

WHEEL or RIM IDENTIFICATION CHART

| IDENTIFICATION | PART NUMBER | IDENTIFICATION | PART NUMBER |
|---|-----------------|---------------------------|-----------------|
| (See instructions for identifying wheels, rims etc., on page 3 of this section) | | | |
| 26538-27122 & 87240-26 are alternate | C4TZ 1007-J | 097025 | D6TZ 1015-A |
| 26655-86180 & 26655-9 are alternate | C4TZ 1007-L | 87500 | D0TZ 1007-A |
| 27099-13 & 27099-19 are alternate | D3TZ 1007-B | STMP "LS" 88290 | D2TZ 1007-D |
| 27122 | C4TZ 1007-J | STMP "LT" 88430 | ★ D2TZ 1007-B |
| RB 31146-1 | C5TZ 1020-A | 88550 | ★ D2TZ 1007-C |
| XD 58902 | C4TZ 1007-M | 88560 | ★ D2TZ 1015-A |
| E73767 | D1TZ 1015-A | 88620 | r/b D1TZ 1015-A |
| 75160 | ★ D2TZ 1015-B | STMP "LB" 095506-02 | D5TZ 1015-B |
| | r/b D5TZ 1015-A | 88680 | D5TZ 1015-A |
| STMP "LZ" 75192 | D2TZ 1007-E | STMP "LR" 91160 & 27850-3 | ★ D3TZ 1007-A |
| 76830 D1 | C4TZ 1007-M | 89140 | r/b D5TZ 1007-C |
| 84910 | D0TZ 1015-A | 89150 | D1TZ 1015-A |
| 85659 | D1TZ 1015-A | 91160 & 27850-3 | ★ D4TZ 1007-A |
| 86180 | C4TZ 1007-L | 89190 | r/b D5TZ 1007-C |
| 86950or | D0TZ 1015-A | 90050 | D3TZ 1015-A |
| STMP "LU" 88590 | | 90080 | C4TZ 1007-L |
| 87240 | C4TZ 1007-J | 91160 & 27850-3 | C4TZ 1007-J |
| | | R 88620 | D5TZ 1007-C |
| | | R 91450 | D5TZ 1007-D |
| | | | D5TZ 1007-E |

| TIRE SIZE | WHEEL OR RIM SIZE | MODEL | TIRE SIZE | WHEEL OR RIM SIZE | MODEL |
|-----------|-------------------|-------|-----------|-------------------|-------|
|-----------|-------------------|-------|-----------|-------------------|-------|

TIRE SIZE TO WHEEL OR RIM SIZE CHART

| (See instructions for identifying wheels, rims etc., on page 3 of this section) | | | | | |
|---|-------------|----------------|-------------|----------|-------------------------------|
| 8R x 22.5 | 22.5x6 | B-F500 | L78 x 15D | 15 x 6 | E-F100/150 |
| 9R x 22.5 | 22.5 x 6.75 | F250/350 | LR78 x 15 | 15 x 6 | F150 |
| 10R x 22.5 | 22.5 x 7.5 | P500 | 6.50 x 16 | 16 x 5 | F100 |
| E78 x 14 | 14 x 5.5 | E100 | 6.70 x 15 | 15 x 5.5 | E100/200 |
| E78 x 15 | 15 x 5.5 | E100 | 7.00 x 15 | 15 x 5.5 | F100 |
| F78 x 15 | 15 x 5.5 | E100 | 7.00 x 15 | 15 x 6 | F350 |
| F78 x 15 | 15 x 6 | F150 | 7.00 x 16 | 16 x 5.5 | F350 |
| G78 x 15 | 15 x 5.5 | E100/200, F100 | 7.00 x 18 | 18 x 5.5 | M-P450/500 |
| G78 x 15 | 15 x 6 | F100 | 7.00 x 20 | 20 x 6 | B-F500 |
| GR78 x 15 | 15 x 5.5 | F100 | 7.00 x 20 | 20 x 6.5 | B500 |
| GR78 x 15 | 15 x 6 | F100 | 7.50 x 16 | 16 x 5.5 | F250/350, P350/400 |
| H78 x 15 | 15 x 5.5 | E100/150, F100 | 7.50 x 16C | 16 x 5.5 | F250/350 |
| H78 x 15 | 15 x 6 | F150 | 7.50 x 16C | 16 x 6 | F250/350 |
| HR78 x 15 | 15 x 5.5 | E-F100/150 | 7.50 x 16D | 16 x 6 | F250/350 |
| HR78 x 15 | 15 x 6 | F150 | 7.50 x 16E | 16 x 6 | F250/350 |
| JR78 x 15 | 15 x 5.5 | E150 | 7.50R x 16 | 16 x 5.5 | F250/350 |
| L78 x 15 | 15 x 5.5 | E-F100/150 | 7.50 x 20 | 20 x 6 | B-F500 |
| L78 x 15B | 15 x 5.5 | E-F100/150 | 7.50 x 20 | 20 x 6.5 | B-F500 |
| L78 x 15C | 15 x 6 | E-F100/150 | 8.00 x 16.5 | 16.5 x 6 | E250/350, F250/350, P350/400, |
| | | | 10 x 15 | 15 x 8 | F150 |

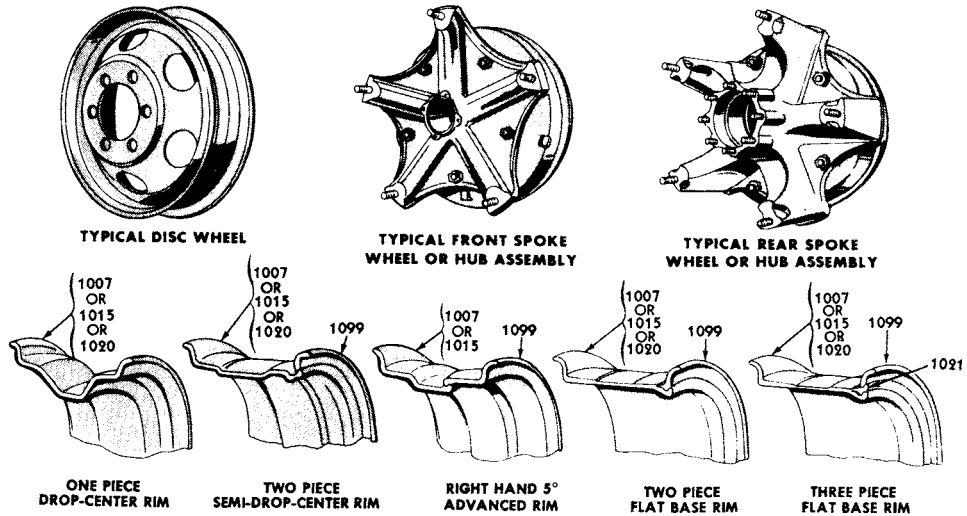
1007

WHEEL ASSY. cont'd

HOW to IDENTIFY WHEELS, RIMS, FLANGES and LOCK RINGS

1. Many wheels and rims may be identified by a stamping number. When the stamping number is known, refer to the Chart on Page 1 for the appropriate service part number.
2. When the stamping number is not known, wheels and rims and their related flanges and lock rings may be identified as follows.
 - (a) Determine the type of wheel or rim from the illustration below.
 - (b) Determine the size of the wheel or rim. If this is not known, check the tire size and refer to the Tire Size to Wheel or Rim Size Chart on page 1 of this section. This chart also lists the various truck series on which the tires and their related wheels or rims are used.
 - (c) When the size of the wheel or rim is known, refer to the Wheel, Rim, Flange and Lock Ring Chart (page 4).

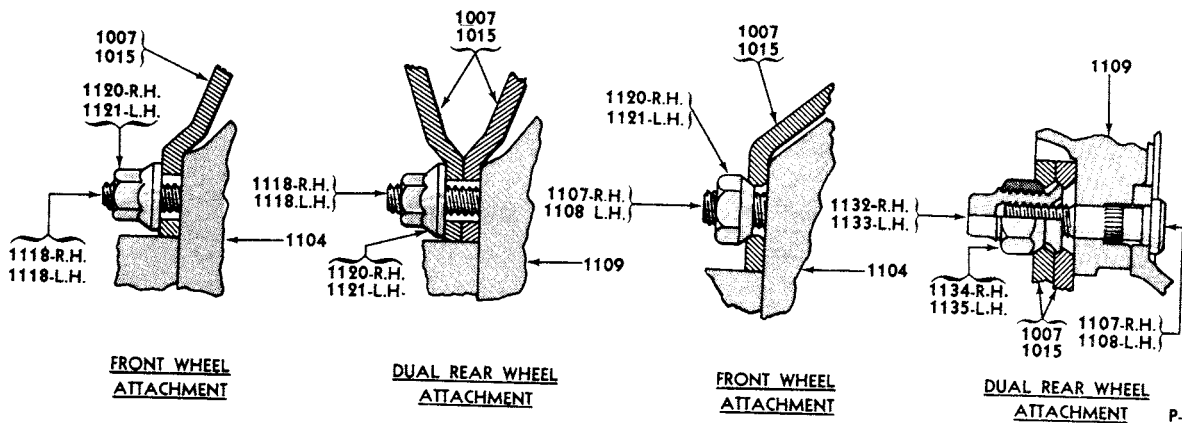
TYPICAL WHEELS, RIMS and RELATED ITEMS



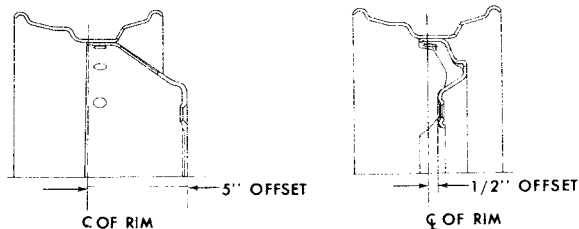
PILOT MOUNTED DISC WHEELS

BALL SEAT MOUNTED DISC WHEELS

P-5156



P-5387



P-7585

1973/79
TRUCK SERIES 100/500

WHEEL, RIM, FLANGE, AND LOCK RING CHART
(SEE INSTRUCTIONS FOR IDENTIFYING WHEELS, RIMS, ETC., ON PAGE 3 OF THIS SECTION.)

| YEAR | WHEEL OR RIM SIZE | TYPE \$ | HOLES | BOLT CIRCLE (INCHES) | MAKE | PART NUMBER | | |
|--------|--|---------|-------|----------------------|------|--------------|---------------------|-----------|
| | | | | | | WHEEL OR RIM | SIDE RING OR FLANGE | LOCK RING |
| 1007 | WHEEL ASSY. — Cont'd | | | | | | | |
| Notes: | ●—B-Budd, F—Firestone, K—Kelsey Hayes ♦ 5.00 Offset, ‡ 6.00 Offset ‡ .50 Offset, ▲ Ball seat mounted, \$ Refer to page 3 for illustrations of wheel types NOTE 1 — Only two piece wheels are available for service, flanges and lock rings must be purchased separately for both two and three piece wheels and rims. | | | | | | | |

| DISC WHEELS and RINGS FOR TUBE TYPE TIRES | | | | | | | | | |
|---|----------|---------|---|------|-----|---------------------------------------|----------------------------------|--|----------------------------|
| 73/74 | 15 x 5.5 | D.C. | 5 | 5.50 | K | D2TZ 1015-B | | | Single rears |
| 75/ | 15 x 5.5 | D.C. | 5 | 5.50 | K | D5TZ 1015-A | | | External hub cap fastening |
| 73/78 | 16 x 5 | D.C. | 5 | 5.50 | | D2TZ 1007-E | | | Dual rears |
| 73/78 | 16 x 5.5 | D.C. | 8 | 6.50 | B | D5TZ 1007-D R/B D8TZ 1015-H (5/79) | D2TZ 1099-A | | Single rears |
| 73/78 | 16 x 5.5 | D.C. | 8 | 6.50 | F | D5TZ 1007-E R/B D8TZ 1015-J (5/79) | D2TZ 1099-A | | Dual rears |
| 78/ | 16 x 6 | D.C. | 8 | 6.50 | F | D8TZ 1015-H | | | Single rears |
| 78/ | 16 x 6 | D.C. | 8 | 6.50 | B | D8TZ 1015-J | | | |
| 73 | 18 x 5 | 2 PC. | 5 | 8.00 | | ★ 7RTL 1007 r/b D3TZ 1015-A | 7RTL 1099 | | |
| 73/ | 18 x 5.5 | 2 PC. | 5 | 8.00 | B | D3TZ 1015-A♦ | D3TZ 1099-A | | Dual rears |
| 73/ | 18 x 5.5 | 2 PC. | 6 | 8.75 | B | D3HZ 1007-A ♦ | D3TZ 1099-A | | Dual rears |
| 73/ | 20 x 6 | 2 PC. ▲ | 6 | 8.75 | F | C4TZ 1007-L | C4TZ 1099-M | | |
| 73/ | 20x 6 | 2 PC. ▲ | 6 | 8.75 | B | C4TZ 1007-L | C4TZ 1099-R | | |
| 73/ | 20 x 6 | 3 PC. | 6 | 8.75 | F | NOTE 1 | ★ C4TZ 1099-N r/b C4TZ 1099-R | | C4TZ 1021-G |
| 73/ | 20 x 6 | 3 PC. | 6 | 8.75 | B | NOTE 1 | 8T 1099-C | | C4TZ 1021-A |
| 73/ | 20 x 6 | 2 PC. | 6 | 8.75 | F | D3TZ 1007-B | D3TZ 1099-B | | XL TYPE |
| 73/74 | 20 x 6.5 | RH 5°▲ | 6 | 8.75 | | ★ C4TZ 1007-M‡ r/b D3TZ 1007-B | 7EQ 1099-B | | |
| 73/ | 20 x 6.5 | 2 PC. ▲ | 6 | 8.75 | B-F | C4TZ 1007-J | C6TZ 1099-A | | |
| 73/ | 20 x 6.5 | 3 PC. | 6 | 8.75 | F | NOTE 1 | 8Q 1099 | | C6TZ 1021-A |

| YEAR | WHEEL or RIM SIZE (INCHES) | TYPE \$ | HOLES | BOLT CIRCLE (INCHES) | WHEEL or RIM PART NUMBER | REMARKS |
|------|----------------------------|---------|-------|----------------------|--------------------------|---|
| | | | | | | ♦ 5.00 Offset, ‡ 6.00 Offset, ◊ Aluminum ‡.50 Offset, ▲ Ball seat mounted, \$ Refer to page 3 for illustrations of wheel types NOTE 2—D3TZ 1007-A has (3) 7/16" ident. holes in mounting surface, D2TZ 1007-C has (2) 3/16" ident. holes in mounting surface. NOTE 3—D1TZ 1015-A is a Kelsey riveted wheel and has (2) 3/16" ident. holes in mounting surface. D2TZ 1015-A is a Budd welded wheel and has (2) 7/16" ident. holes in mounting surface NOTE 4 — To be used with Bias Ply Tires only NOTE 5 — To be used with Radial Tires |

| CONVENTIONAL DISC WHEELS FOR TUBELESS TYPE TIRES | | | | | | |
|--|-------------|------|---|------|----------------------------------|-----------------------------------|
| 73/74 | 14 x 5.5 | | 5 | 4.50 | D2UZ 1015-A | Single rears |
| 73/ | 15 x 5.5 | D.C. | 5 | 5.50 | D5TZ 1015-A | Single rears |
| 76/ | 15 x 6 | D.C. | 5 | 5.50 | D6TZ 1015-A | Single rears |
| 78/ | 16 x 6 | D.C. | 8 | 6.50 | D8TZ 1015-H | Dual rears (RA 27796-8) Firestone |
| 78/ | 16 x 6 | D.C. | 8 | 6.50 | D8TZ 1015-J | Single rears (R91970) Budd |
| 73/ | 16.5 x 6 | D.C. | 8 | 6.50 | D1TZ 1015-A | Single rears—NOTE 3 |
| 73/ | 16.5 x 6 | D.C. | 8 | 6.50 | D0TZ 1015-A ♦ | Dual rears |
| 73 | 16.5 x 6.75 | D.C. | 8 | 6.50 | ★ D2TZ 1007-C r/b D3TZ 1007-A | Single rears—NOTE 2 |
| 73/ | 16.5 x 6.75 | D.C. | 8 | 6.50 | ★ D3TZ 1007-A r/b D5TZ 1007-C | Single rears—NOTES 2 & 4 |
| 74/75 | 16.5 x 6.75 | D.C. | 8 | 6.50 | ★ D4TZ 1007-A r/b D5TZ 1007-C | Single rears — NOTE 5 |
| 76/ | 16.5 X 6.75 | D.C. | 8 | 6.50 | D5TZ 1007-C | Single rears—NOTE 5 |
| 73/ | 16.5 x 9.75 | D.C. | 8 | 6.50 | D3TZ 1015-B | Single rears |
| 74/ | 19.5 x 6 | D.C. | 6 | 8.75 | D4HZ 1015-D | Dual rears |
| 73/ | 22.5 x 6 | D.C. | 5 | 8.00 | B7T 1015-A ♦ | Dual rears |

**1973/79
TRUCK SERIES 100/500**

| YEAR | WHEEL or RIM SIZE (INCHES) | TYPE \$ | HOLES | BOLT CIRCLE (INCHES) | WHEEL or RIM PART NUMBER | REMARKS |
|------|----------------------------|---------|-------|----------------------|--------------------------|---------|
|------|----------------------------|---------|-------|----------------------|--------------------------|---------|

◆ 5.00 Offset, ‡ 6.00 Offset ◇ Aluminum
 ‡.50 Offset, ▲ Ball seat mounted, \$ Refer to page 2 for illustrations of wheel types
 NOTE 2-D3TZ 1007-A has (3) 7/16" ident. holes in mounting surface, D2TZ 1007-C has (2) 3/16" ident. holes in mounting surface
 NOTE 3-D1TZ 1015-A is a Kelsey riveted wheel and has (2) 3/16" ident. holes in mounting surface.
 D2TZ 1015-A is a Budd welded wheel and has (2) 7/16" ident. holes in mounting surface
 NOTE 4 - To be used with Bias Ply Tires only
 NOTE 5 - To be used with Radial Tires

STYLED DISC WHEELS FOR TUBELESS TYPE TIRES

| | | | | | | |
|-----|--------|--------|---|------|---------------|--|
| 77/ | 15 x 6 | Forged | 5 | 5.50 | ◇ D7TZ 1015-A | Single rears-5 openings |
| 78/ | 15 x 6 | | 5 | 5.50 | D8TZ 1015-B | Single rears-chrome yellow -spoke type |
| 78/ | 15 x 6 | | 5 | 5.50 | D8TZ 1015-C | Single rears-white -spoke type |
| 78/ | 15 x 6 | | 5 | 5.50 | ◇ D8TZ 1015-E | Single rears-10 openings-polished |
| 78/ | 15 x 8 | | 5 | 5.50 | D8TZ 1015-A | Single rears-chrome yellow -spoke type |
| 78/ | 15 x 8 | | 5 | 5.50 | D8TZ 1015-D | Single rears-white -spoke type |

| YEAR | MODEL/RESTRICTIONS | PART NUMBER | DESCRIPTION | QTY. |
|------|---------------------------------|-------------|--------------------|------|
| 1012 | NUT (FRONT and REAR HUB BOLT) | | | |
| 73/ | E100/350, F100/250, P350/400 | COAZ 1012-A | 1/2"-20-hex. | AR |
| 77/ | E-F100/350 | D4FZ 1012-A | 1/2"-20 hex-chrome | AR |
| 1015 | Refer to group 1007 Wheel Chart | | | |

IDENTIFICATION CHART

| IDENTIFICATION | MAKE ● | LOCK RING PART NUMBER | IDENTIFICATION | MAKE ● | LOCK RING PART NUMBER |
|----------------|--------|-----------------------|----------------|--------|-----------------------|
|----------------|--------|-----------------------|----------------|--------|-----------------------|

1021 RING (WHEEL RIM LOCK)-For Model usage refer to group 1007 Wheel Chart
CAUTION- It is mandatory to use the same vendor's side rings (1099) and lock rings (1021) with a given vendor's rim assy.

Notes: ●-B-Budd, F-Firestone, K-Kelsey Hayes

| | | | | | | | |
|-----------------|------|---|-------------|-----------|----|---|-------------|
| 20 x 6.00 | BW5° | B | C4TZ 1021-G | 20 x 6.50 | CR | F | C6TZ 1021-A |
| 20 x 6.00, 6.50 | FL | F | C4TZ 1021-A | | | | |

| YEAR | MODEL/RESTRICTIONS | PART NUMBER | DESCRIPTION | QTY. |
|----------|--|-------------|-------------|------|
| 1A021-32 | Refer to Front Axle Parts List Section 30, Page 1. | | | |

| YEAR | MODEL | PART NUMBER | WEIGHT (Ounces) | LENGTH (Inches) | WHEEL SIZE | QTY |
|------|--|-------------|-----------------|-----------------|--|-----|
| 1040 | WEIGHT (WHEEL BALANCE) | | | | | |
| 73/ | E100/150, F100/150- exc. alum. wheels | C7AZ 1040-A | 1/2 | 1 | 14" x 5.5", 15" x 5.5", 16" x 5", 16.5" x 6" | AR |
| | | C7AZ 1040-B | 1 | 1 13/16 | | AR |
| | | C7AZ 1040-C | 1 1/2 | 2 9/16 | | AR |
| | | C7AZ 1040-D | 2 | 3 7/16 | | AR |
| | | C7AZ 1040-E | 2 1/2 | 4 3/8 | | AR |
| | | C7AZ 1040-F | 3 | 4 29/32 | | AR |
| 78/ | E-F100/150- Alum. wheels | D8TZ 1040-A | 1/2 | | | AR |
| | | D8TZ 1040-B | 1 | | | AR |
| | | D8TZ 1040-C | 1 1/2 | | | AR |
| | | D8TZ 1040-D | 2 | | | AR |
| | | D8TZ 1040-E | 2 1/2 | | | AR |
| | | D8TZ 1040-F | 3 | | | AR |

**1973/79
TRUCK SERIES 100/500**

| YEAR | MODEL | PART NUMBER | WEIGHT (Ounces) | LENGTH (Inches) | WHEEL SIZE | QTY |
|---|---------------------------------|-------------|--------------------|--------------------|---|-----|
| 1040 WEIGHT (WHEEL BALANCE) — Cont'd | | | | | | |
| 73/ | F250/350, P350/400, E250/350 | C7TZ 1040-A | 1 | 1 5/8 | 16" x 5.5", 16.5" x 6", 16.5" x 6.75", 16.5" x 9.75" | AR |
| | | C7TZ 1040-B | 2 | 2 3/8 | | AR |
| | | C7TZ 1040-C | 3 | 3 13/32 | | AR |
| | | C7TZ 1040-D | 4 | 4 3/8 | | AR |
| | | C7TZ 1040-E | 5 | 5 5/16 | | AR |
| | | C7TZ 1040-F | 6 | 5 27/32 | | AR |
| | | D3TZ 1040-G | 1 1/2 | 1 13/16 | | AR |
| | | D3TZ 1040-H | 2 1/2 | 2 55/64 | | AR |
| | | D3TZ 1040-J | 3 1/2 | 3 7/8 | | AR |
| | | D3TZ 1040-K | 4 1/2 | 4 7/8 | | AR |
| 78 | F250/350 Steel wheels | D8TZ 1040-G | 3 1/2 | | | |
| | | D8TZ 1040-H | 4 | | | AR |
| | | D8TZ 1040-J | 4 1/2 | | | AR |
| | | D8TZ 1040-K | 5 | | | AR |

| YEAR | MODEL/RESTRICTIONS | PART NUMBER | DESCRIPTION | QTY. |
|---------|--|-------------|-------------|------|
| 1A050-5 | Refer to Front Axle Parts List Section 30, Page 1. | | | |
| 1A092-4 | Refer to Front Axle Parts List Section 30, Page 1. | | | |

IDENTIFICATION CHART

| IDENTIFICATION | MAKE● | RING TYPE | FLANGE OR SIDE RING PART NUMBER | IDENTIFICATION | MAKE● | RING TYPE | FLANGE OR SIDE RING PART NUMBER | | |
|-----------------|-------|--------------|--|----------------|-----------------|--------------|------------------------------------|--|-------------|
| 1099 | | | FLANGE (WHEEL RIM) —For model usage refer to group 1007 Wheel Chart | | | | | | |
| CAUTION— | | | It is mandatory to use the same vendor's side rings (1099) and lock rings (1021) with a given vendor's rim assy. | | | | | | |
| Notes: | | | ● B Budd, F Firestone | | | | | | |
| 18 x 5.50 | B | split | D3TZ 1099-A | 20 x 6.00 | FL | F | split | ★ C4TZ 1099-M r/b8T 1099-C & C4TZ 1021-A | |
| 20 x 6 | | solid | D3TZ 1099-B | | | | | | |
| 20 x 6.00 | BW5° | B | solid | ★ D4TZ 1099-N | | | | | |
| | | | r/bC4TZ 1099-R | 20 x 6.50 | 5° | F | solid | 8Q 1099 | |
| 20 x 6.00 | BW5° | B | split | C4TZ 1099-R | 20 x 6.50 | RH° | F | solid | 7EQ 1099-B |
| 20 x 6.00 | FL | F | solid | 8T 1099-C | 20 x 6.50, 7.00 | CR | F | split | C6TZ 1099-A |
| | | | | 16 x 5.5 | DUO | B | split | D2TZ 1099-A | |

1973/79 TRUCK SERIES 100/500

| YEAR | MODEL/RESTRICTIONS | PART NUMBER | DESCRIPTION | QTY. |
|--|--------------------|--------------|-----------------------------------|------|
| 1A100 ANCHOR (WHEEL ORNAMENT SCREW) | | | | |
| 77/ | E-F100/150 | D7TZ 1A100-A | (Nylon)-use with aluminum wheel | 12 |
| 78/ | E-F100/150 | D8TZ 1A100-A | (steel)-use with steel wheel | AR |
| 77/ | E-F100/150 | 386211-S45B | (UU-58-J)-Screw-ornament to wheel | AR |

1102-3 HUB and DRUM ASSY- Refer to section 11.1

1104 Refer to FRONT AXLE PARTS LISTS SECTION 30

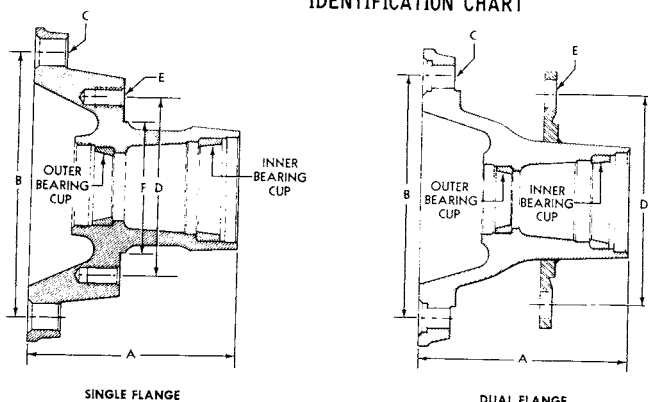
1104 HUB ASSY. (FRONT WHEEL FREE RUNNING)

● Obtain replacement details as required from authorized Warn service outlets

| | | | | |
|-------|--|---------------|---|---|
| 73/77 | F100/250 -- 4/W/D with 3M, 3.3M Front Axle | ● C6TZ 1104-B | Warn Mfg. Co.- # M167 and M198-Manual Locking | 1 |
| 73/77 | F100/250 4/W/D--must be used w/ threaded hole in end of front axle shaft | ● D8TZ 1104-C | Warn Mfg. Co. - M75E - Lock-O-Matic | 1 |
| 73/77 | F250 -- 4/W/D with 3.5M Front Axle | ● C9TZ 1104-B | Warn Mfg. Co.- # M166 and # M197-Manual Locking | 1 |
| 76/77 | F250 -- 4/W/D Crew Cab | ● D6TZ 1104-N | Warn # M229 | 1 |
| 79 | F150/250 -- 4/W/D | D9TZ 1104-B | Warn # M249-Manual Locking | 1 |

1104 HUB ASSY. (FRONT)-For Model usage refer to Section 11.1

IDENTIFICATION CHART

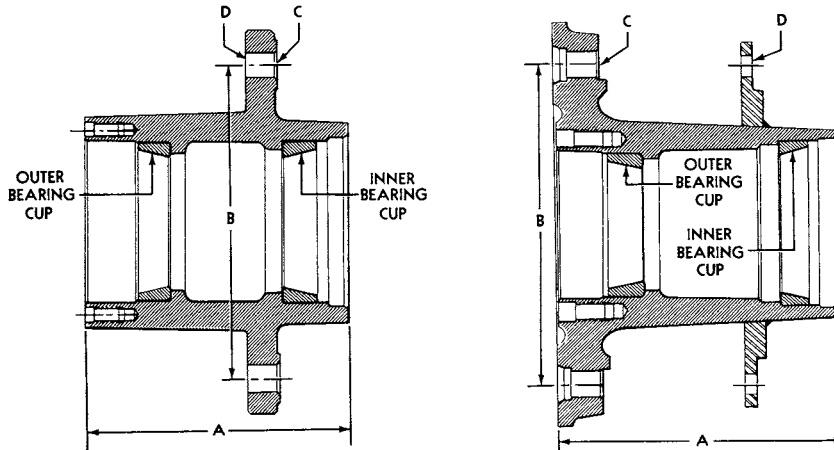


P.3657

FRONT HUBS for DISC WHEELS

| PART NUMBER | A LENGTH INCHES | B BOLT CIRCLE (INCHES) | C HOLES | | D DRUM BOLT CIRCLE (INCHES) | E DRUM HOLES | | F SHOULDER DIA (INCHES) | BEARING CUP PART NUMBER | |
|--------------------|-----------------------|------------------------------|------------|------------------|--------------------------------------|-----------------|------------------|----------------------------------|---------------------------|---------------------|
| | | | NO. | DIA. (INCHES) | | NO. | DIA. (INCHES) | | INNER | OUTER |
| | | | | | | | | | # STAMPED NO. | # STAMPED NO. |
| DUAL FLANGE | | | | | | | | | | |
| C7TZ 1104-B | 6 13/32 | 6 1/2 | 8 | 21/32 | 6 1/2 | 8 | 5/8 | | B7A 4222-A # LM 501310 | AA 1217-A # 1328 |
| | | | | | | | | | | |
| | | | | | | | | | | |
| | | | | | | | | | | |
| | | | | | | | | | | |
| | | | | | | | | | | |
| | | | | | | | | | | |
| | | | | | | | | | | |
| | | | | | | | | | | |
| | | | | | | | | | | |
| | | | | | | | | | | |
| | | | | | | | | | | |
| | | | | | | | | | | |
| | | | | | | | | | | |
| | | | | | | | | | | |
| | | | | | | | | | | |
| | | | | | | | | | | |
| | | | | | | | | | | |
| | | | | | | | | | | |
| | | | | | | | | | | |
| | | | | | | | | | | |

IDENTIFICATION CHART



REAR HUBS for DISC WHEELS

| PART NUMBER | SINGLE FLANGE | | | | DUAL FLANGE | | | | BEARING CUPS | | | |
|----------------------|-------------------------|------------------------------|-----|---------------|-------------|---------------|-------------|------------|--------------|-----------|--|--|
| | A LENGTH (INCHES) | B BOLT CIRCLE (INCHES) | C | | D | | INNER | | OUTER | | | |
| | | | NO. | DIA. (INCHES) | NO. | DIA. (INCHES) | PART NUMBER | IDENT. | PART NUMBER | IDENT. | | |
| SINGLE FLANGE | | | | | | | | | | | | |
| C4TZ 1109-B | 7 7/16 | 8 3/4 | 6 | 25/32 | | | B4Q 1243-A | 33462 | B6T 1243-A | 3920 | | |
| C5TZ 1109-T | 7 | 8 3/4 | 6 | 25/32 | | | B6T 1243-A | 3920 | BB 1239-A | 453-X | | |
| C9TZ 1109-T | 5 53/64 | 6 1/2 | 8 | 39/64 | | | TCAA 1243-A | 382-A | C7TZ 1239-A | LM-104911 | | |
| C9TZ 1109-U | 6 41/64 | 6 1/2 | 8 | 39/64 | | | C7TZ 1239-A | LM-104911 | C7TZ 1239-A | LM-104911 | | |
| C9TZ 1109-V | 6 7/16 | 7 1/4 | 6 | 5/8 | | | TCAA 1243-A | 382-A | C7TZ 1239-A | LM-104911 | | |
| TEAA 1109-B | 7 | 8 | 5 | 25/32 | 3 | 1/2"-13 | B6T 1243-A | 3920 | BB 1239-A | 453-X | | |
| D6UZ 1113-A R.H. | | | | | | | D6UZ 1243-A | JLM 710910 | C7TZ 1239-A | LM-104911 | | |
| D6UZ 1114-A L.H. | | | | | | | D6UZ 1243-A | JLM 710910 | C7TZ 1239-A | LM-104911 | | |

1111 ROTOR (FRONT WHEEL BRAKE)-For model usage refer to Section 11.1

1112-3 HUB ASSY. (REAR)-For model usage refer to Section 11.2

1118-9 BOLT (HUB) - For model usage refer to Section 11.1 (Front) or Section 11.2 (Rear)

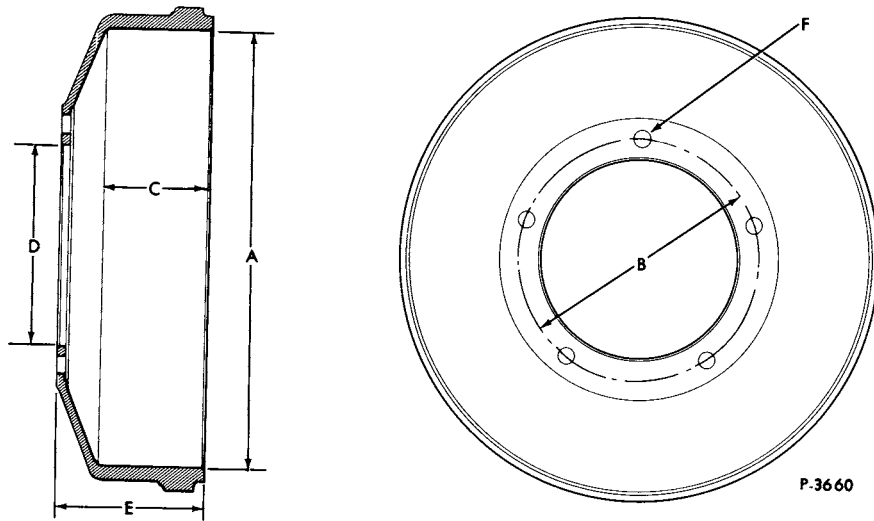
| | | | | | |
|-------------------|-------------|------|------------------|------------|------|
| 9/16"-18 x 13/16" | DOTZ 1119-A | L.H. | 3/4"-16 x 2 3/8" | TDA 1118-A | R.H. |
| 5/8"-18 x 2 9/16" | C9TZ 1118-A | R.H. | 3/4"-16 x 2 3/8" | TDA 1119-A | L.H. |
| 5/8"-18 x 2 9/16" | C9TZ 1119-A | L.H. | 3/4"-16 x 2 3/8" | TDA 1119-A | L.H. |

1120-1 NUT (WHEEL) - For model usage refer to Section 11.1 (Front) or Section 11.2 (Rear)

| | | | | | |
|-------------------|-------------|------|----------------|-------------|------|
| 9/16"-18 x 21/32" | C7TZ 1120-A | R.H. | 5/8"-18 | B7TZ 1121-A | L.H. |
| 9/16"-18 x 21/32" | C7TZ 1121-A | L.H. | 5/8"-18 | B7TZ 1121-A | L.H. |
| 9/16"-18 x 15/16" | C7TZ 1120-B | R.H. | 1/2"-20 x 3/4" | C5TZ 1120-B | |
| 9/16"-18 x 15/16" | C7TZ 1121-B | L.H. | 3/4"-16 | BB 1120 | R.H. |
| 5/8"-18 | C5TZ 1120-A | | 3/4"-16 | BB 1121 | L.H. |
| 5/8"-18 | B7TZ 1120-A | R.H. | | | |

| I.D. (INCHES) | O.D. (INCHES) | THICKNESS (INCHES) | PART NUMBER | I.D. (INCHES) | O.D. (INCHES) | THICKNESS (INCHES) | PART NUMBER |
|---|------------------|-----------------------|-------------|------------------|------------------|-----------------------|-------------|
| 1124 WASHER (REAR WHEEL BEARING NUT LOCK) - For model application, refer to Section 11.2 | | | | | | | |
| 2 1/32 | 2 15/16 | | B6Y 1124-A | 2 13/32 | 3 7/8 | 5/32 | B4T 1124-A |
| 2 1/4 | 3 3/8 | 3/16 | 01T 1124 | | | | |

SIZE CHART



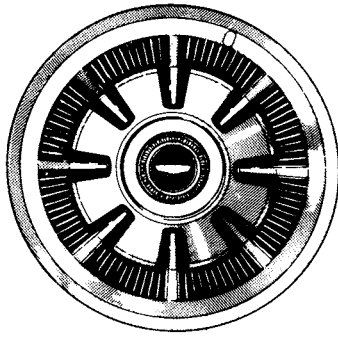
P-3660

| SIZE CHART | | | | | | | |
|--------------------------------------|--------------------------------------|---|--------------------------------|-----------------------------------|--------------------------|---------------|----------------|
| A DRUM INSIDE DIA. (INCHES) | B DRUM BOLT CIRCLE (INCHES) | C BRAKE SURFACE WIDTH (INCHES) | D MOUNTING DIA. (INCHES) | E OVERALL DEPTH (INCHES) | F DRUM MOUNTING HOLES | | PART NUMBER |
| | | | | | NO. | DIA. (INCHES) | |
| 1125-6 | DRUM (BRAKE) — Cont'd | | | | | | |
| FRONT DRUM-DISC WHEEL | | | | | | | |
| 12 1/8 | 6 1/2 | 2 13/32 | 4 3/4 | 3 1/4 | 8 | 5/8 | C3TZ 1125-C |
| 12 1/8 | 7 1/4 | 2 1/4 | | | 6 | 5/8 | D1TZ 1125-E |
| 14 | 5 1/2 | 2 13/16 | 3 15/16 | 4 3/4 | 5 | 5/8 | C4TZ 1125-L |
| 14 | 8 3/4 | 3 | 7 1/8 | 6 15/16 | 6 | 27/32 | C3TZ 1125-M |
| 13.0 | 5 1/2 | 2 29/64 | 3 3/4 | 4 13/32 | 5 | 5/8 | D1TZ 1125-B |
| 12 1/8 | 6.5 | 2 3/8 | 4 3/4 | 3.0 | 8 | 5/8 | D6TZ 1125-D |
| 11.0 | 5.0 | | 3 9/16 | 4 1/8 | 5 | 19/32 | D6TZ 1125-E |
| 11.0 | 5 1/2 | | 3 9/16 | 3 3/32 | 5 | 19/32 | D6TZ 1125-F |
| 12 1/8 | 6 1/2 | 2 3/8 | 4 19/32 | 3 1/4 | 8 | 5/8 | D6TZ 1125-G |
| 10.0 | 4 1/2 | | 2 7/16 | 3 35/64 | 5 | 5/8 | D6TZ 1125-H |
| 12.0 | 6 1/2 | 2 13/32 | 4 3/4 | 3 3/32 | 8 | 5/8 | D6TZ 1125-J |
| 12.0 | 6 1/2 | 2 15/16 | 5.0 | 3 15/32 | 8 | 5/8 | D6TZ 1125-K |
| 12 1/8 | 6 1/2 | 2 13/32 | 4 3/4 | 3 9/32 | 8 | 5/8 | D6TZ 1125-L |
| 11 | 5 1/2 | 3 1/4 | 3 9/16 | 3 27/32 | 5 | 19/32 | D6TZ 1125-M |
| 12.0 | 6 1/2 | 3 1/2 | 5.0 | 3 31/32 | 8 | 5/8 | D6TZ 1125-N |
| 12.0 | 6 1/2 | 3 1/2 | 5.0 | 3 31/32 | 8 | 5/8 | D6TZ 1125-P |
| REAR DRUM-DISC WHEEL | | | | | | | |
| 10 | 4 1/2 | 2 1/8 | 2 7/16 | 2 19/32 | 5 | 5/8 | D1UZ 1126-A |
| 11 | 5 1/2 | | | | 5 | | C8TZ 1126-A |
| 11 | 5 1/2 | 2 1/4 | 3 | 3 9/16 | 5 | 5/8 | D4TZ 1126-A |
| 12 | 6 1/2 | 2 15/16 | 5 | 4 15/16 | 8 | 21/32 | D1UZ 1126-B |
| 12 | 6 1/2 | 3 9/16 | 5 5/16 | 7 1/16 | 8 | 21/32 | D1TZ 1126-D |
| 12 | 7 1/4 | 3 7/16 | 6 1/8 | 7 1/16 | 6 | | D1TZ 1126-B |
| 12 1/8 | 6 1/2 | 2 5/32 | 5 | 3 5/16 | | 21/32 | D1TZ 1126-A |
| 14 1/8 | 8 | 4 | 5 5/8 | 7 3/16 | 5 | 13/16 | D1TZ 1126-C |
| | | | | | 3 | 11/16 | |
| 15 | 8 3/4 | 4 19/32 | 6 1/4 | 6 13/32 | 6 | 11/16 | C8TZ 1126-B |
| 15 | 8 3/4 | 5 3/8 | 6 1/2 | 7 3/8 | 6 | | ★C8TZ 1126-G |
| | | | | | | | r/bC8TZ 1126-H |


1973/79
TRUCK SERIES 100/500

| SIZE CHART | | | | | | | PART NUMBER |
|---------------------------------|---------------------------------|------------------------------------|---------------------------|------------------------------|----------------------------|---------------|-------------|
| A | B | C | D | E | F | | |
| DRUM INSIDE DIA. (INCHES) | DRUM BOLT CIRCLE (INCHES) | BRAKE SURFACE WIDTH (INCHES) | MOUNTING DIA. (INCHES) | OVERALL DEPTH (INCHES) | DRUM MOUNTING HOLES NO. | DIA. (INCHES) | |
| 1125-6 | DRUM (BRAKE) — Cont'd | | | | | | |
| REAR DRUM-DISC WHEEL | | | | | | | |
| 15 | 8 3/4 | 5 1/2 | 6 1/4 | 7 3/32 | 6 | 13/16 | C8TZ 1126-H |
| 15 | 8 3/4 | 5 1/2 | 6 1/2 | 7 7/32 | 6 | 13/16 | C8TZ 1126-E |
| 11.0 | 5 1/2 | 2 43/64 | 2 7/8 | 3 13/16 | 5 | 9/16 | D6TZ 1126-A |


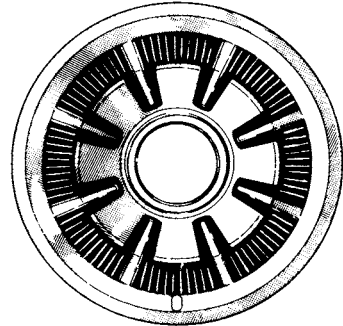
1130 CAP OR COVER (WHEEL HUB)



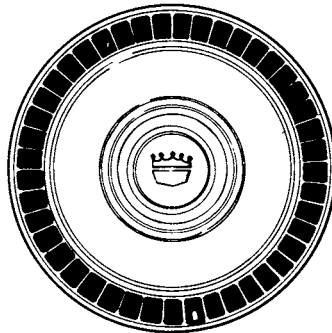
TYPE 1




TYPE 2



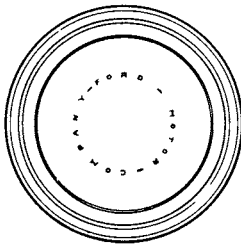
TYPE 4




TYPE 5



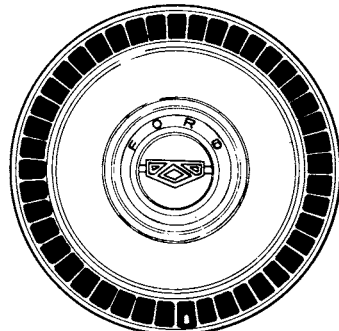
TYPE 6



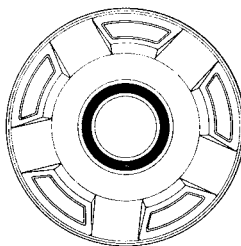
TYPE 7



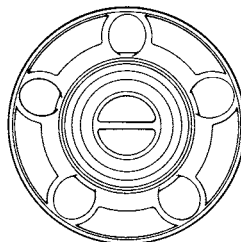
TYPE 8



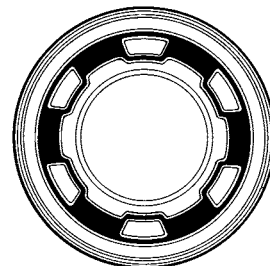
TYPE 9



TYPE 10



TYPE 11



TYPE 12


P-10427

TRUCK WHEEL COVERS (1of2)


1973/79
TRUCK SERIES 100/500

1130

CAP OR COVER (WHEEL HUB)



TYPE 13



TYPE 14

1973/79
TRUCK SERIES 100/500

SECTION 11 9

1973 APPLICATION CHART

| MODEL/RESTRICTIONS | TYPE | PART NUMBER | DESCRIPTION | QTY. |
|--|------|-------------|--|------|
| 1130 CAP OR COVER (WHEEL HUB) | | | | |
| E SERIES | | | | |
| E100 | 8 | C8UZ 1130-C | 13 3/4" diameter—stainless and black | 4 |
| E100/200 | 4 | C7TZ 1130-G | 10 1/2" diameter—argent and black | 4 |
| E100/200 | 4 | C8AZ 1130-D | 10 1/2" diameter—stainless and black | 4 |
| E100/200 | 7 | D3TZ 1130-A | 10 7/32" diameter—argent—Ford Motor Co. in center | 4 |
| E100/200 | 7 | D3TZ 1130-B | 10 7/32" diameter—bright finish—Ford Motor Co. in center | 4 |
| E200 | 5 | D2AZ 1130-J | 15 1/8" diameter—46 depressions—imprinted "FORD"—Ford crest in center—brush finish | 4 |
| E300 | 2 | C8UZ 1130-A | 11 3/4" diameter—argent and black | 4 |
| E300 | 2 | C8UZ 1130-B | 11 3/4" diameter—stainless and black | 4 |
| E300 -- 16.5" wheels also require 1210 trim ring | 5 | D2AZ 1130-J | 15 1/8" diameter—46 depressions—imprinted "FORD"—Ford crest in center—brush finish | 4 |
| F SERIES | | | | |
| F100 -- 2/W/D | 6 | D2TZ 1130-A | 16 9/32" diameter—simulated mag. | 4 |
| F100 -- 2/W/D | 5 | D2AZ 1130-J | 15 1/8" diameter—46 depressions—imprinted "FORD"—Ford crest in center—brush finish | 4 |
| F100/150 -- 2/W/D | 7 | D3TZ 1130-A | 10 7/32" diameter—argent—Ford Motor Co. in center | 4 |
| F100/150 -- 2/W/D | 7 | D3TZ 1130-B | 10 7/32" diameter—bright finish—Ford Motor Co. in center | 4 |
| F100/150 -- 4/W/D | 3 | C7TZ 1130-H | 15" diameter—front wheels | 2 |
| F100/150 -- 4/W/D | 1 | C6AZ 1130-G | 15" diameter—rear wheels | 2 |
| F250 -- 2/W/D | 2 | C8UZ 1130-A | 11 3/4" diameter—argent and black | 4 |
| F250 -- 2/W/D | 2 | C8UZ 1130-B | 11 3/4" diameter—stainless and black | 4 |
| F250 -- 4/W/D | | 1130 | Not available | |
| F250/350 -- 2/W/D -- 16.5" wheels also required 1210 trim ring | 5 | D2AZ 1130-J | 15 1/8" diameter—46 depressions—imprinted "FORD"—Ford crest in center—brush finish | 4 |
| F350 | 2 | C7TZ 1130-A | 11 3/4" diameter—argent and black | 4 |
| F350 | 2 | C7TZ 1130-B | 11 3/4" diameter—stainless and black | 4 |
| P SERIES | | | | |
| P350/400 | 2 | C7TZ 1130-A | 11 3/4" diameter—argent and black | 4 |
| P350/400 | 2 | C7TZ 1130-B | 11 3/4" diameter—stainless and black | 4 |

1974 APPLICATION CHART

| MODEL/RESTRICTIONS | TYPE | PART NUMBER | DESCRIPTION | QTY. |
|--|------|-------------|--|------|
| 1130 CAP OR COVER (WHEEL HUB) — Cont'd | | | | |
| E SERIES | | | | |
| E100 | 8 | C8UZ 1130-C | 13 3/4" diameter—stainless and black | 4 |
| E100/200 | 4 | C7TZ 1130-G | 10 1/2" diameter—argent and black | 4 |
| E100/200 | 4 | C8AZ 1130-D | 10 1/2" diameter—stainless and black | 4 |
| E100/200 | 7 | D3TZ 1130-A | 10 7/32" diameter—argent—Ford Motor Co. in center | 4 |
| E100/200 | 7 | D3TZ 1130-B | 10 7/32" diameter—bright finish—Ford Motor Co. in center | 4 |
| E200 | 5 | D2AZ 1130-J | 15 1/8" diameter—46 depressions—imprinted "FORD"—Ford crest in center—brush finish | 4 |
| E300 | 2 | C8UZ 1130-A | 11 3/4" diameter—argent and black | 4 |
| E300 | 2 | C8UZ 1130-B | 11 3/4" diameter—stainless and black | 4 |
| E300 -- 16.5" wheels also require 1210 trim ring | 5 | D2AZ 1130-J | 15 1/8" diameter—46 depressions—imprinted "FORD"—Ford crest in center—brush finish | 4 |
| F SERIES | | | | |
| F100 -- 2/W/D "Before Ser. U80,001" | 6 | D2TZ 1130-A | 16 9/32" diameter—simulated mag.—5 argent depressions | 4 |
| F100 -- 2/W/D "From Ser. U80,001" | 6 | D5TZ 1130-A | 16 9/32" diameter—simulated mag.—5 gold depressions | 4 |
| F100 -- 2/W/D | 5 | D2AZ 1130-J | 15 1/8" diameter—46 depressions—imprinted "FORD"—Ford crest in center—brush finish | 4 |
| F100/150 -- 2/W/D | 6 | D5TZ 1130-B | 16 9/32" diameter—simulated mag.—5 black depressions | 4 |

OCTOBER, 1979

COPYRIGHT © 1979—

FORD MOTOR
COMPANY

—DEARBORN, MICHIGAN

NEW ISSUE

1973/79
TRUCK SERIES 100/500

1974 APPLICATION CHART

| MODEL/RESTRICTIONS | TYPE | PART NUMBER | DESCRIPTION | QTY. |
|---|------|-------------|--|------|
| 1130 CAP OR COVER (WHEEL HUB) — Cont'd | | | | |
| F SERIES | | | | |
| F100/150 -- 2/W/D | 7 | D3TZ 1130-A | 10 7/32" diameter—argent—Ford Motor Co. in center | 4 |
| F100/150 -- 2/W/D | 7 | D3TZ 1130-B | 10 7/32" diameter—bright finish Ford Motor Co. in center | 4 |
| F100/150 -- 4/W/D | 3 | C7TZ 1130-H | 15" diameter—front wheels | 2 |
| F100/150 -- 4/W/D | 1 | C6AZ 1130-G | 15" diameter—rear wheels | 2 |
| F250 -- 2/W/D | 2 | C8UZ 1130-A | 11 3/4" diameter—argent and black | 4 |
| F250 -- 2/W/D | 2 | C8UZ 1130-B | 11 3/4" diameter—stainless and black | 4 |
| F250 -- 4/W/D | | 1130 | Not available | 4 |
| F250/350 -- 2/W/D -- 16.5" wheels also require 1210 trim ring | 5 | D2AZ 1130-J | 15 1/8" diameter—46 depressions—imprinted "FORD"—Ford crest in center—brush finish | 4 |
| F350 | 2 | C7TZ 1130-A | 11 3/4" diameter—argent and black | 4 |
| F350 | 2 | C7TZ 1130-B | 11 3/4" diameter—stainless and black | 4 |
| P SERIES | | | | |
| P350/400 | 2 | C7TZ 1130-A | 11 3/4" diameter—argent and black | 4 |
| P350/400 | 2 | C7TZ 1130-B | 11 3/4" diameter—stainless and black | 4 |

1975 APPLICATION CHART

| MODEL/RESTRICTIONS | TYPE | PART NUMBER | DESCRIPTION | QTY. |
|---|------|-------------|--|------|
| 1130 CAP OR COVER (WHEEL HUB) — Cont'd | | | | |
| E SERIES | | | | |
| E100/150 | 9 | D5UZ 1130-A | 15 1/8" diameter—46 depressions—Ford crest in center—brush finish | 4 |
| E100/150 | 7 | D3TZ 1130-A | 10 7/32" diameter—argent—Ford Motor Co. in center | 4 |
| E100/150 | 7 | D3TZ 1130-B | 10 7/32" diameter—bright finish—Ford Motor Co. in center | 4 |
| E250/350 | 7 | D5UZ 1130-B | 11 23/32" diameter—argent—imprinted "FORD" in center 3 times | 4 |
| E250/350 | 7 | D5UZ 1130-C | 11 23/32" diameter—stainless—imprinted "FORD" in center 3 times | 4 |
| E250/350 -- 16.5" wheels also require 1210 trim ring | 9 | D5UZ 1130-A | 15 1/8" diameter—46 depressions—Ford crest in center—brush finish | 4 |
| F SERIES | | | | |
| F100/150 -- 2/W/D | 6 | D5TZ 1130-A | 16 9/32" diameter—simulated mag.—5 gold depressions | 4 |
| F100/150 -- 2/W/D | 6 | D5TZ 1130-B | 16 9/32" diameter—simulated mag.—5 black depressions | 4 |
| F100/150 -- 2/W/D | 5 | D2AZ 1130-J | 15 1/8" diameter—46 depressions—imprinted "FORD"—Ford crest in center—brush finish | 4 |
| F100/150 -- 2/W/D | 7 | D3TZ 1130-A | 10 7/32" diameter—argent—Ford Motor Co. in center | 4 |
| F100/150 -- 2/W/D | 7 | D3TZ 1130-B | 10 7/32" diameter—bright finish—Ford Motor Co. in center | 4 |
| F100/150 -- 2/W/D | 1 | C6AZ 1130-G | 15" diameter—Ford crest in center | 4 |
| F100/150 -- 4/W/D | 3 | C7TZ 1130-H | 15" diameter—Front wheels | 2 |
| F100/150 -- 4/W/D | 1 | C6AZ 1130-G | 15" diameter—rear wheels | 2 |
| F250 -- 2/W/D | 2 | C8UZ 1130-A | 11 3/4" diameter—argent and black | 4 |
| F250 -- 2/W/D | 2 | C8UZ 1130-B | 11 3/4" diameter—stainless and black | 4 |
| F250 -- 2/W/D | 7 | D0AZ 1130-H | 10 7/32" diameter—bright finish—Ford Motor Co. in center | 4 |
| F250 -- 4/W/D -- part time | | 1130 | Not available | |
| F250 -- 4/W/D -- full time | 2 | C7TZ 1130-B | 11 3/4" diameter—stainless and black | 4 |
| F250/350 -- 2/W/D | 6 | D5TZ 1130-B | 16 9/32" diameter—simulated mag.—5 black depressions | 4 |
| F250/350 -- 2/W/D -- 16.5" wheels also require 1210 trim ring | 5 | D2AZ 1130-J | 15 1/8" diameter—46 depressions—imprinted "FORD"—Ford crest in center—brush finish | 4 |
| F350 | 2 | C7TZ 1130-A | 11 3/4" diameter—argent and black | 4 |
| F350 | 2 | C7TZ 1130-B | 11 3/4" diameter—stainless and black | 4 |
| F350 | 7 | D0AZ 1130-H | 10 7/32" diameter—bright finish—Ford Motor Co. in center | 4 |
| P SERIES | | | | |
| P350/400 | 2 | C7TZ 1130-A | 11 3/4" diameter—argent and black | 4 |
| P350/400 | 2 | C7TZ 1130-B | 11 3/4" diameter—stainless and black | 4 |

1973/79
TRUCK SERIES 100/500

1976 APPLICATION CHART

| MODEL/RESTRICTIONS | TYPE | PART NUMBER | DESCRIPTION | QTY. |
|---|------|-------------|--|------|
| 1130 CAP OR COVER (WHEEL HUB) — Cont'd | | | | |
| E SERIES | | | | |
| E100/150 | 7 | D3TZ 1130-A | 10 7/32" diameter—argent—Ford Motor Co. in center | 4 |
| E100/150 | 7 | D3TZ 1130-B | 10 7/32" diameter—bright finish—Ford Motor Co. in center | 4 |
| E100/150 | 6 | D7TZ 1130-F | 16 1/4" diameter—simulated mag.—black | 4 |
| E100/350 | 9 | D6UZ 1130-A | 15 1/8" diameter—embossed "FORD"—Ford crest in center | 4 |
| E250/350 | 7 | D5UZ 1130-B | 11 23/32" diameter—argent—imprinted "FORD" in center 3 times | 4 |
| E250/350 | 7 | D5UZ 1130-C | 11 23/32" diameter—stainless—imprinted "FORD" in center 3 times | 4 |
| F SERIES | | | | |
| F100/150 -- 2/W/D | 6 | D5TZ 1130-A | 16 9/32" diameter—simulated mag.—5 gold depressions | 4 |
| F100/150 -- 2/W/D | 6 | D5TZ 1130-B | 16 9/32" diameter—simulated mag.—5 black depressions | 4 |
| F100/150 -- 2/W/D | 5 | D2AZ 1130-J | 15 1/8" diameter—imprinted "FORD"—Ford crest in center—brush finish | 4 |
| F100/150 -- 2/W/D | 7 | D3TZ 1130-A | 10 7/32" diameter—argent—Ford Motor Co. in center | 4 |
| F100/150 -- 2/W/D | 7 | D3TZ 1130-B | 10 7/32" diameter—bright finish—Ford Motor Co. in center | 4 |
| F100/350 -- 2/W/D | 9 | D6TZ 1130-A | 15 1/8" diameter—Ford crest in center—embossed "FORD" | 4 |
| F100/350 -- 2/W/D | 9 | D6TZ 1130-B | 15 1/8" diameter—Ford crest in center—embossed "FORD" in tan ring | 4 |
| F100/350 -- 2/W/D | 9 | D6TZ 1130-C | 15 1/8" diameter—Ford crest in center—embossed "FORD" in tan metallic ring | 4 |
| F100/350 -- 2/W/D | 9 | D6TZ 1130-D | 15 1/8" diameter—Ford crest in center—embossed "FORD" in white ring | 4 |
| F100/150 -- 2/W/D | 6 | D7TZ 1130-F | 16 1/4" diameter—simulated mag.—black | 4 |
| F100/150 -- 4/W/D | 3 | C7TZ 1130-H | 15" diameter—front wheels | 2 |
| F100/150 -- 4/W/D | 1 | C6AZ 1130-G | 15" diameter—rear wheels | 2 |
| F250 -- 2/W/D | 2 | C8UZ 1130-A | 11 3/4" diameter—argent and black | 4 |
| F250 -- 2/W/D | 2 | C8UZ 1130-B | 11 3/4" diameter—stainless and black | 4 |
| F250 -- 2/W/D | 7 | D0AZ 1130-H | 10 7/32" diameter—bright finish—Ford Motor Co. in center | 4 |
| F250 -- 4/W/D -- part time | | 1130 | Not available | |
| F250 -- 4/W/D -- full time | 2 | C7TZ 1130-B | 11 3/4" diameter—stainless and black | 4 |
| F250/350 -- 2/W/D -- 16.5" wheels also require 1210 trim ring | 5 | D2AZ 1130-J | 15 1/8" diameter—46 depressions—imprinted "FORD"—Ford crest in center—brush finish | 4 |
| F250/350 -- 2/W/D | 6 | D5TZ 1130-B | 16 9/32" diameter—simulated mag. | 4 |
| F350 | 2 | C7TZ 1130-A | 11 3/4" diameter—argent and black | 4 |
| F350 | 2 | C7TZ 1130-B | 11 3/4" diameter—stainless and black | 4 |
| F350 | 7 | D0AZ 1130-H | 10 7/32" diameter—bright finish—Ford Motor Co. in center | 4 |
| P SERIES | | | | |
| P350/400 | 2 | C7TZ 1130-A | 11 3/4" diameter—argent and black | 4 |
| P350/400 | 2 | C7TZ 1130-B | 11 3/4" diameter—stainless and black | 4 |

1973/79
TRUCK SERIES 100/500

1977 APPLICATION CHART

| MODEL/RESTRICTIONS | TYPE | PART NUMBER | DESCRIPTION | QTY. |
|---|------|-------------|--|------|
| 1130 CAP OR COVER (WHEEL HUB) — Cont'd | | | | |
| E SERIES | | | | |
| E100/150 | 7 | D3TZ 1130-A | 10 7/32" diameter—argent—Ford Motor Co. in center | 4 |
| E100/150 | 10 | D7TZ 1130-A | 10 13/16" diameter—5 openings—black ring in center | 4 |
| E100/150 | 6 | D7TZ 1130-F | 16 1/4" diameter—simulated mag.—black | 4 |
| E100/150 | 6 | D7TZ 1130-G | 16 1/4" diameter—simulated mag.—red | 4 |
| E100/150 | 6 | D7TZ 1130-H | 16 1/4" diameter—simulated mag.—tan | 4 |
| E100/150 | 6 | D7TZ 1130-J | 16 1/4" diameter—simulated mag.—white | 4 |
| E100/150 | 11 | D7TZ 1130-K | 7 1/8" diameter—center ornament for styled wheels | 4 |
| | | 386211-S45B | (UU-58-J)—screw—ornament to wheel—use with 1A100 anchor | 12 |
| E100/350 | 9 | D6UZ 1130-A | 15 1/8" diameter—embossed "FORD"—Ford crest in center | 4 |
| E250/350 | 7 | D5UZ 1130-B | 11 23/32" diameter—argent—imprinted "FORD" in center 3 times | 4 |
| E250/350 | 7 | D5UZ 1130-C | 11 23/32" diameter—stainless—imprinted "FORD" in center 3 times | 4 |
| F SERIES | | | | |
| F100/150 -- 2/W/D | 6 | D5TZ 1130-A | 16 9/32" diameter—simulated mag.—5 gold depressions | 4 |
| F100/150 -- 2/W/D | 6 | D5TZ 1130-B | 16 9/32" diameter—simulated mag.—5 black depressions | 4 |
| F100/150 -- 2/W/D | 5 | D2AZ 1130-J | 15 1/8" diameter—46 depressions—imprinted "FORD"—Ford crest in center—brush finish | 4 |
| F100/150 -- 2/W/D | 7 | D3TZ 1130-A | 10 7/32" diameter—argent—Ford Motor Co. in center | 4 |
| F100/150 -- 2/W/D | 10 | D7TZ 1130-A | 10 13/16" diameter—5 openings—black ring in center | 4 |
| F100/150 -- 2/W/D | 6 | D7TZ 1130-F | 16 1/4" diameter—simulated mag.—black | 4 |
| F100/150 -- 2/W/D | 6 | D7TZ 1130-G | 16 1/4" diameter—simulated mag.—red | 4 |
| F100/150 -- 2/W/D | 6 | D7TZ 1130-H | 16 1/4" diameter—simulated mag.—tan | 4 |
| F100/150 -- 2/W/D | 6 | D7TZ 1130-J | 16 1/4" diameter—simulated mag.—white | 4 |
| F100/150 -- 2/W/D | 11 | D7TZ 1130-K | 7 1/8" diameter—center ornament for styled wheels | 4 |
| | | 386211-S45B | (UU-58-J)—screw—ornament to wheel—use with 1A100 anchor | 12 |
| F100/350 -- 2/W/D | 9 | D6TZ 1130-A | 15 1/8" diameter—Ford crest in center—embossed "FORD" | 4 |
| F100/350 -- 2/W/D | 9 | D6TZ 1130-B | 15 1/8" diameter—Ford crest in center—embossed "FORD" in tan ring | 4 |
| F100/350 -- 2/W/D | 9 | D6TZ 1130-C | 15 1/8" diameter—Ford crest in center—embossed "FORD" in tan metallic ring | 4 |
| F100/350 -- 2/W/D | 9 | D6TZ 1130-D | 15 1/8" diameter—Ford crest in center—embossed "FORD" in white ring | 4 |
| F150 -- 4/W/D -- part time | 3 | C7TZ 1130-H | 15" diameter—front wheels | 2 |
| F150 -- 4/W/D | 1 | C6AZ 1130-G | 15" diameter—rear wheels | 2 |
| F150 -- 2/W/D | 1 | C6AZ 1130-G | 15" diameter | 4 |
| F150 -- 4/W/D -- part time | 10 | D7TZ 1130-B | 10 3/4" diameter—5 openings black ring in center—front wheels | 2 |
| F150 -- 4/W/D -- part time | 10 | D7TZ 1130-A | 10 3/4" diameter—5 openings—black ring in center—rear wheels | 2 |
| F150 -- 4/W/D -- full time | | | Front and rear wheels | 4 |
| F150 -- 4/W/D -- part time | 6 | D7TZ 1130-E | 16 1/4" diameter—simulated mag.—front wheels | 2 |
| F150 -- 4/W/D -- part time | 6 | D7TZ 1130-F | 16 1/4" diameter—simulated mag.—rear wheels | 2 |
| F150 -- 4/W/D -- full time | 6 | | Front and rear wheels | 4 |
| F150 -- 4/W/D -- part time | 6 | D7TZ 1130-L | 7 1/8" diameter—center ornament for styled wheels—Front wheels | 2 |
| F150 -- 4/W/D -- part time | 6 | D7TZ 1130-K | 7 1/8" diameter—center ornament for styled wheels—rear wheels | 2 |
| F150 -- 4/W/D -- full time | | | Front and rear wheels | 4 |

1973/79
TRUCK SERIES 100/500

SECTION 11 13

1977 APPLICATION CHART

| MODEL/RESTRICTIONS | TYPE | PART NUMBER | DESCRIPTION | QTY. |
|---|------|-------------|---|------|
| 1130 CAP OR COVER (WHEEL HUB) — Cont'd | | | | |
| F SERIES | | | | |
| F150 -- 4/W/D | | 386211-S45B | (UU-58-J)-screw-ornament to wheel-use with 1A100 anchor | 12 |
| F250 -- 2/W/D | 2 | C8UZ 1130-A | 11 3/4" diameter-argent and black | 4 |
| F250 -- 2/W/D | 2 | C8UZ 1130-B | 11 3/4" diameter-stainless and black | 4 |
| F250 -- 4/W/D -- full time | 2 | C7TZ 1130-B | 11 3/4" diameter-stainless and black | 4 |
| F250 -- 4/W/D -- part time | | 1130 | Not available | |
| F350 | 2 | C7TZ 1130-A | 11 3/4" diameter-argent and black | 4 |
| F350 | 2 | C7TZ 1130-B | 11 3/4" diameter-stainless and black | 4 |
| P SERIES | | | | |
| P350/400 | 2 | C7TZ 1130-A | 11 3/4" diameter-argent and black | 4 |
| P350/400 | 2 | C7TZ 1130-B | 11 3/4" diameter-stainless and black | 4 |

1978 APPLICATION CHART

| MODEL/RESTRICTIONS | TYPE | PART NUMBER | DESCRIPTION | QTY. |
|---|------|-------------|---|------|
| 1130 CAP OR COVER (WHEEL HUB) — Cont'd | | | | |
| E SERIES | | | | |
| E100/150 | 7 | D3TZ 1130-A | 10 7/32" diameter-argent-Ford Motor Co. in center | 4 |
| E100/150 | 10 | D7TZ 1130-A | 10 13/16" diameter-5 openings-black ring in center | 4 |
| E100/150 | 6 | D7TZ 1130-F | 16 1/4" diameter-simulated mag.-black | 4 |
| E100/150 | 6 | D7TZ 1130-J | 16 1/4" diameter-simulated mag.-white | 4 |
| E100/150 | 11 | D7TZ 1130-K | 7 1/8" diameter-center ornament for styled wheels | 4 |
| | | 386211-S45B | (UU-58-J)-screw-ornament to wheel-use with 1A100 anchor | 12 |
| E100/350 | 9 | D6UZ 1130-A | 15 1/8" diameter-embossed "FORD"- Ford crest in center | 4 |
| E250/350 | 7 | D5UZ 1130-B | 11 23/32" diameter-argent-imprinted "FORD" in center 3 times | 4 |
| E250/350 | 12 | D8TZ 1130-C | 12 5/16" diameter-bright aluminum-black ring | 4 |
| E250/350 | 12 | D8TZ 1130-D | 12 5/16" diameter-matte finish-black ring | 4 |
| F SERIES | | | | |
| F100/150 -- 2/W/D | 10 | D7TZ 1130-A | 10 13/16" diameter-5 openings-black ring in center | 4 |
| F100/150 -- 2/W/D | 11 | D7TZ 1130-K | 7 1/8" diameter-center ornament for styled wheels | 4 |
| | | 386211-S45B | (UU-58-J)-screw-ornament to wheel-use with 1A100 anchor | 12 |
| F100/350 -- 2/W/D | 9 | D6TZ 1130-A | 15 1/8" diameter-Ford crest in center-embossed "FORD" | 4 |
| F150 -- 4/W/D -- part time | 10 | D7TZ 1130-B | 10 3/4" diameter-5 openings-black ring in center-front wheels | 2 |
| F150 -- 4/W/D -- part time | 10 | D7TZ 1130-A | 10 3/4" diameter-5 openings-black ring in center-rear wheels | 2 |
| F150 -- 4/W/D -- full time | 10 | | Front and rear wheels | 4 |
| F150 -- 4/W/D -- part time | 6 | D7TZ 1130-E | 16 1/4" diameter -simulated mag.-front wheels | 2 |
| F150 -- 4/W/D -- part time | 6 | D7TZ 1130-F | 16 1/4" diameter -simulated mag.-rear wheels | 2 |
| F150 -- 4/W/D -- full time | 6 | | Front and rear wheels | 4 |
| F150 -- 4/W/D -- part time | 11 | D7TZ 1130-L | 7 1/8" diameter -center ornament for styled wheels-Front wheels | 2 |
| F150 -- 4/W/D -- part time | 11 | D7TZ 1130-K | 7 1/8" diameter -center ornament for styled wheels-rear wheels | 2 |
| F150 -- 4/W/D -- full time | 11 | | Front and rear wheels | 4 |
| | | 386211-S45B | (UU-58-J)-screw-ornament to wheel-use with 1A100 anchor | 12 |
| F250/350 -- 2/W/D | 12 | D8TZ 1130-C | 12 5/16" diameter-bright aluminum-black ring | 4 |
| F250/350 -- 2/W/D | 12 | D8TZ 1130-D | 12 5/16" diameter-matte finish-black ring | 4 |
| F250 -- 4/W/D -- part time | | 1130 | Not available | |

APRIL, 1980

COPYRIGHT © 1980—

FORD MOTOR
COMPANY

—DEARBORN, MICHIGAN

CHANGE 1

1973/79
TRUCK SERIES 100/500

1978 APPLICATION CHART

| MODEL/RESTRICTIONS | TYPE | PART NUMBER | DESCRIPTION | QTY. |
|---|------|-------------|--|------|
| 1130 CAP OR COVER (WHEEL HUB) — Cont'd | | | | |
| F SERIES | | | | |
| F250 -- 4/W/D -- Full time | 2 | C7TZ 1130-A | 11 3/4" diameter—argent and black | 4 |
| F250 -- 4/W/D -- Full time | 12 | D8TZ 1130-C | 12 5/16" diameter—bright aluminum—black ring | 4 |
| F250 -- 4/W/D -- Full time | 12 | D8TZ 1130-D | 12 5/16" diameter—matte finish—black ring | 4 |
| F350 | 2 | C7TZ 1130-A | 11 3/4" diameter—argent and black | 4 |
| F350 | 2 | C7TZ 1130-B | 11 3/4" diameter—stainless and black | 4 |

1979 APPLICATION CHART

| MODEL/RESTRICTIONS | TYPE | PART NUMBER | DESCRIPTION | QTY. |
|---|------|-------------|--|------|
| 1130 CAP OR COVER (WHEEL HUB) — Cont'd | | | | |
| E SERIES | | | | |
| E100/150 | 7 | D3TZ 1130-A | 10 7/32" diameter—argent—Ford Motor Co. in center | 4 |
| E100/150 | 10 | D7TZ 1130-A | 10 3/4" diameter—5 openings—black ring in center | 4 |
| E100/150 | 6 | D7TZ 1130-F | 16 1/4" diameter—simulated mag.—black | 4 |
| E100/150 | 6 | D7TZ 1130-J | 16 1/4" diameter—simulated mag.—white | 4 |
| E100/150 | 11 | D7TZ 1130-K | 7 1/8" diameter—center ornament for styled wheels | 4 |
| | | 386211-S45B | (UU-58-J)—screw—ornament to wheel—use with 1A100 anchor | 12 |
| E100/150 | 13 | D9TZ 1130-A | 16 1/4" diameter—mag type | 4 |
| E250/350 | 7 | D5UZ 1130-B | 11 23/32" diameter—argent—imprinted "FORD" in center 3 times | 4 |
| E250/350 | 12 | D8TZ 1130-C | 12 5/16" diameter—bright aluminum—black ring | 4 |
| E250/350 | 12 | D8TZ 1130-D | 12 5/16" diameter—matte finish—black ring | 4 |
| F SERIES | | | | |
| F100/150 -- 2/W/D | 10 | D7TZ 1130-A | 10 3/4" diameter—5 openings—black ring in center | 4 |
| F100/150 -- 2/W/D | 11 | D7TZ 1130-K | 7 1/8" diameter—center ornament for styled wheels | 4 |
| | | 386211-S45B | (UU-58-J)—screw—ornament to wheel—use with 1A100 anchor | 12 |
| F100/150 -- 2/W/D | 13 | D9TZ 1130-A | 16 1/4" diameter—mag type | 4 |
| F100/350 -- 2/W/D | 9 | D6TZ 1130-A | 15 1/8" diameter—Ford crest in center—embossed "FORD" | 4 |
| F150 -- 4/W/D -- part time | 10 | D7TZ 1130-B | 10 3/4" diameter—5 openings—black ring in center—front wheels | 2 |
| F150 -- 4/W/D -- part time | 10 | D7TZ 1130-A | 10 3/4" diameter—5 openings—black ring in center—rear wheels | 2 |
| F150 -- 4/W/D -- full time | 10 | | Front and rear wheels | 4 |
| F150 -- 4/W/D -- part time | 6 | D7TZ 1130-E | 16 1/4" diameter—simulated mag.—front wheels | 2 |
| F150 -- 4/W/D -- part time | 6 | D7TZ 1130-F | 16 1/4" diameter—simulated mag.—rear wheels | 2 |
| F150 -- 4/W/D -- full time | 6 | | Front and rear wheels | 4 |
| F150 -- 4/W/D -- part time | 11 | D7TZ 1130-L | 7 1/8" diameter—center ornament for styled wheels—front wheels | 2 |
| F150 -- 4/W/D -- part time | 11 | D7TZ 1130-K | 7 1/8" diameter—center ornament for styled wheels—rear wheels | 2 |
| F150 -- 4/W/D -- full time | 11 | | Front and rear wheels | 4 |
| | | 386211-S45B | (UU-58-J)—screw—ornament to wheel—use with 1A100 anchor | 12 |
| F150 -- 4/W/D -- part time | 14 | D9TZ 1130-B | 16 1/4" diameter—mag type—front wheels | 2 |
| F150 -- 4/W/D -- part time | 13 | D9TZ 1130-A | 16 1/4" diameter—mag type—rear wheels | 2 |
| F150 -- 4/W/D -- full time | 13 | | Front and rear wheels | 4 |
| F250/350 -- 4/W/D -- part time | | 1130 | Not available | |
| F250/350 -- 4/W/D -- full time | 2 | C7TZ 1130-A | 11 3/4" diameter— argent and black | 4 |
| F250/350 -- 4/W/D -- full time | 12 | D8TZ 1130-D | 12 5/16" diameter— bright aluminum—black ring | 4 |
| F250/350 -- 4/W/D -- full time | 12 | D8TZ 1130-C | 12 5/16" diameter— matte finish—black ring | 4 |
| F250/350 -- 2/W/D | 12 | D8TZ 1130-C | 12 5/16" diameter—bright aluminum— black ring | 4 |
| F250/350 -- 2/W/D | 12 | D8TZ 1130-D | 12 5/16" diameter—matte finish—black ring | 4 |

**1973/79
TRUCK SERIES 100/500**

| YEAR | MODEL/RESTRICTIONS | PART NUMBER | DESCRIPTION | QTY. | | | |
|--|---|-----------------------|--|----------------------|------------------|-----------------------|-------------|
| 1131 CAP (FRONT HUB GREASE) - Refer to Front Axle Parts lists Section 30 for F100/250 4/W/D | | | | | | | |
| 73/ | E100/250 | LF 1131-A | 1 31/32" O.D.-push-on type | 2 | | | |
| 73/ | E300/350 | C8TZ 1131-A | 2 1/2" O.D.-push-on type | 2 | | | |
| 73/ | F100/150 (4 x 2) F250 (4 x 2) w/reg. cab | LF 1131-A | 1 31/32" O.D. | 2 | | | |
| 73/ | F250 (4 x 2) exc. reg. cab F350 | C8TZ 1131-A | 2 1/2" O.D. | 2 | | | |
| 73/76 | M-P450/500 | DOTZ 1131-A | 2 7/8" O.D.-push-on type | 2 | | | |
| 73/76 | P350/400 -- w/single rear wheels | A8TZ 1131-B | 2 1/4" O.D.-1 7/16" deep-push-on type | 2 | | | |
| 1132-3 NUT (DUAL REAR DISC WHEEL INNER) | | | | | | | |
| 73/77 | B-F-P500 | BB 1132 | R.H. thread-stamped "R"-3/4"-16 and 1 1/8"-16-2 1/8" long | 5 | | | |
| | | BB 1133 | L.H. thread-stamped "L"-3/4"-16 and 1 1/8"-16-2 1/8" long | 5 | | | |
| 1134-5 NUT (DUAL REAR DISC WHEEL OUTER) | | | | | | | |
| 73/77 | B-F-P500 | BB 1134 | R.H. thread-stamped "R"-1 1/8"-16 | 5 | | | |
| | | BB 1135 | L.H. thread-stamped "L"-1 1/8"-16 | 5 | | | |
| 1137 APPLIQUE (WHEEL COVER) | | | | | | | |
| 77/ | E-F100/150 | D7TZ 1137-A | Use with D7TZ 1130-K | AR | | | |
| 74/77 | F100/150 | D5TZ 1137-A | Use with D5TZ 1130-A | AR | | | |
| 1142 ADAPTER (REAR AXLE SHAFT STUD)-Also refer to Front Axle Parts List Section 30, page 1 | | | | | | | |
| 73/ | B-F250/500, P350/500 -- 5.2M, 7.4M, 13M, 15M axles | BB 1142-B | 27/64" I.D. x 3/4" O.D. x 13/16" long | AR | | | |
| 1151 STUD (DRIVE FLANGE REAR AXLE SHAFT) | | | | | | | |
| 73/ | B-F250/500, P350/500 | B7TZ 1151-B | 7/16"-14-7/16"-20 x 2" | AR | | | |
| 1151 BOLT (FRONT WHEEL BRAKE DRUM) | | | | | | | |
| 73/76 | P400 -- w/finned front drums and dual rear wheels | D3TZ 1151-B | 1/2"-20 x 1 5/16" long | AR | | | |
| 1153 GASKET (FRONT WHEEL HUB and GREASE CAP) | | | | | | | |
| 73/77 | B-F-/500 | TGAA 1153-A | Grease cap-3" L.D.-4 holes | 2 | | | |
| 73/76 | M450/500 | | | 2 | | | |
| 1165 Refer to group 2240 | | | | | | | |
| I.D. (INCHES) | O.D. (INCHES) | THICKNESS (INCHES) | PART NUMBER | I.D. (INCHES) | O.D. (INCHES) | THICKNESS (INCHES) | PART NUMBER |
| 1175 RETAINER (REAR WHEEL GREASE)- For model usage refer to Rear Hub and Drum chart in Section 11.2 and Rear Axle Parts List Section 40, page 1 | | | | | | | |
| 2 1/2 | 3 | 1/2 | D8TZ 1175-A | | | | |
| 2 1/2 | 3 5/8 | | C9TZ 1175-A | 2 7/8 | 4 5/32 | | C9TZ 1175-B |
| | | | | 1 5/16 | 1 5/8 | 5/32 | D6TZ 1175-B |
| 2 1/2 | 3 5/8 | | C9TZ 1175-C | 2 7/8 | 3 7/8 | 5/8 | D5UZ 1175-B |
| 2 1/4 | 2 3/4 | 17/32 | D6TZ 1175-A | 2 1/2 | 3 5/8 | 29/64 | C9TZ 1175-C |
| 2 1/2 | 3 21/32 | 11/16 | D5UZ 1175-A | 3 3/16 | 4 3/26 | 3/4 | D6UZ 1175-A |
| YEAR | MODEL/RESTRICTIONS | PART NUMBER | DESCRIPTION | QTY. | | | |
| 1175 OIL SEAL KIT (INNER REAR WHEEL) - For model usage refer to Rear Hub and Drum chart in Section 11.2 | | | | | | | |
| | | DOTZ 1175-A | | | | | |
| Consists of | | | | | | | |
| CHICAGO RAWHIDE | | | | | | | |
| | 1-C9TA 1173-A | Sleeve | Alternate | NATIONAL SEAL | | | |
| | 1-D3TA 1175-AA | Seal | With | C8TA 1173-B Sleeve | | | |
| | 1-Instruction sheet | | | D3TA 1175-BA Seal | | | |
| | | | DOTZ 1175-B | | | | |
| Consists of | | | | | | | |
| CHICAGO RAWHIDE | | | | | | | |
| | 1-C9TA 1173-B | Sleeve | Alternate | NATIONAL SEAL | | | |
| | 1-C9TA 1175-G | Seal | With | 1-C8TA 1173-D Sleeve | | | |
| | 1-Instruction sheet | | | 1-C9TA 1175-H Seal | | | |

1973/79
TRUCK SERIES 100/500

| YEAR | MODEL/RESTRICTIONS | PART NUMBER | DESCRIPTION | QTY. |
|-------------|--|-----------------------|------------------------------|------|
| 1175 | OIL SEAL KIT (INNER REAR WHEEL) - For model usage refer to Rear Hub and Drum chart in Section 11.2 | | | |
| | | DOHZ 1175-A | Use w/Stemco-wet type seals- | |
| Consists of | | | | |
| | 1-DOHA 1173-A | Wiper-Stemco #1064 | 1-Instruction Sheet | |
| | 1-DOHA 1175-A | Retainer-Stemco #2072 | | |
| | | DOHZ 1175-B | Use w/Stemco-wet type seals- | |
| Consists of | | | | |
| | 1-DOHA 1173-B | Wiper-Stemco #1062 | 1-Instruction sheet | |
| | 1-DOHA 1175-B | Retainer-Stemco #2057 | | |

| 1177 SEAL (REAR WHEEL BEARING OIL INNER)-Also refer to Rear Axle Parts List Section 40, page 1 | | | | |
|--|------------------------------|-------------|---|---|
| 73 | E100 | C9UZ 1177-A | 1 3/8" I.D. x 2 3/8" O.D. | 2 |
| 74 | E100 | C9AZ 1177-A | 1 1/2" I.D. x 2 1/2" O.D. | 2 |
| 73 | E200, F100 -- 3.3M axle | C9AZ 1177-A | 1 1/2" I.D. x 2 1/2" O.D. | 2 |
| 74 | E150/200 | D4AZ 1177-A | 1 55/64 I.D. x 3 9/64 O.D. | 2 |
| 73/74 | E300 | | Refer to 1109 Hub and Drum Chart-for group 1175 | |
| 73/74 | F100/150 -- 3.6M axle | C9VY 1177-A | 1 19/32" I.D. x 2 1/2" O.D. | 2 |
| 74 | F100/150 -- 3.3M axle | D4AZ 1177-A | 1 55/64 I.D. x 3 9/64 O.D. | 2 |
| 77/ | F100/150-Dana 44 axle | C8TZ 1177-A | 1 1/2" I.D. x 2 1/2" O.D x 5/16" thick | 2 |
| 75/ | E-F100/150 -- Sterling axles | C9AZ 1177-A | Sealed ball bearing - 1 1/2" I.D. x 2 1/2" O.D. | 2 |
| 75/ | E-F100/150 -- Sterling axles | D4AZ 1177-A | Tapered roller bearing - 1 55/64" I.D. x 3 9/64" O.D. | 2 |

| 1180 RETAINER (REAR WHEEL BEARING INNER)-Also refer to Rear Axle Parts List Section 40, page 1 | | | | |
|--|------------------------------|-------------|--|---|
| 73/ | E100 | B9AZ 1180-A | 1 3/8" I.D. x 2" O.D. | 2 |
| 73 | E200 -- 3.3M axle | C9AZ 1180-A | 1 17/32" I.D. x 2 7/16" O.D. | 2 |
| 74/ | E150/200 -- 3.3M axle | D4AZ 1180-A | 1 9/16" I.D. x 2 9/32" O.D. x 23/32" thick w/roller bearing | 2 |
| 73/ | F100/150 -- 3.3M, 3.6M axles | | | |
| 76/ | E-F100/150 | D3TZ 1180-A | 1 17/32" I.D. x 2 3/8" O.D. x 21/32" thick-incl. with D8AZ 1225-B bearing kit (w/9" ring gear) | 2 |
| 73 | F100 -- WDM and WFE-A axles | D3TZ 1180-A | 1 17/32" I.D. x 2 3/8" O.D. x 21/32" thick | 2 |
| 73/ | F100/150 -- w/locking axles | D3TZ 1180-B | 1 5/8" I.D. x 2 3/8" O.D. x 21/32" thick | 2 |
| 77/ | F100/150-- Dana 44 axle | ★1180 | (Serviced in 4234 axle shaft assy.) | |

| I.D. (INCHES) | O.D. (INCHES) | THICKNESS (INCHES) | PART NUMBER | I.D. (INCHES) | O.D. (INCHES) | THICKNESS (INCHES) | PART NUMBER |
|---|---------------|--------------------|-------------|---------------|---------------|--------------------|-------------|
| 1190 RETAINER (FRONT WHEEL HUB GREASE) | | | | | | | |
| For model usage refer to Front Hub and Drum chart in Section 11.1 | | | | | | | |
| NOTE 1- Parts marked C9TA 1175-A1, A2 and A3 are alternate. | | | | | | | |
| Thickness: C9TA 1175-A1 1/2", C9TA 1175-A2 15/32", C9TA 1175-A3 7/16" | | | | | | | |
| 1 15/16" | 3 1/32" | 21/32" | D3TZ 1190-A | 2 1/16" | 3" | 5/16" | B7TZ 1190-A |
| | | | | 2 1/16" | 3" | 11/32" | C7TZ 1190-C |
| | | | | 2 1/4" | 3 5/16" | 5/16" | B7T 1190-A |
| 2" | 2 5/8" | 1/4, 9/32" | C7TZ 1190-D | 2 1/2" | 3 5/8" | NOTE 1 | C9TZ 1190-A |
| 2 5/16" | 3" | 5/16" | D5UZ 1190-A | 2 3/4" | 4 1/32" | 1/2" | DOTZ 1190-A |

| YEAR | MODEL/RESTRICTIONS | PART NUMBER | DESCRIPTION | QTY. |
|---|-------------------------|-------------|-------------|------|
| 1193 GASKET (FRONT BRAKE GREASE BAFFLE) | | | | |
| 73/77 | P500 | B7T 1193-A | | 2 |
| 73/77 | B-F-500 | DOTZ 1193-A | | 2 |
| 73/76 | M450-500 | | | 2 |
| 73/ | F100/250 -- 4/W/D-W/M/T | B9C 1193-A | | 1 |

| I.D. (INCHES) | O.D. (INCHES) | THICKNESS (INCHES) | PART NUMBER | I.D. (INCHES) | O.D. (INCHES) | THICKNESS (INCHES) | PART NUMBER |
|---|---------------|--------------------|-------------|---------------|---------------|--------------------|-------------|
| 1195 WASHER (FRONT HUB OUTER BEARING RETAINER) | | | | | | | |
| For model usage refer to Front Hub and Drum chart in Section 11.1 | | | | | | | |
| 3/4" | 1 21/32" | 3/32" | C2AZ 1195-A | 3/4" | 1 13/16" | 1/8" | B 1195 |
| 3/4" | 1 21/32" | | D3TZ 1195-A | 1" | 2 1/8" | 5/32" | C3TZ 1195-A |
| | | | | 1" | 2 11/16" | 5/32" | DOTZ 1195-A |

**1973/79
TRUCK SERIES 100/500**

SECTION 11 17

| YEAR | MODEL/RESTRICTIONS | PART NUMBER | DESCRIPTION | QTY. |
|------|---|-------------|-------------|------|
| 1198 | Refer to Front Axle Parts List Section 30 | | | |

| I.D. | THICKNESS | IDENTIFICATION | PART NUMBER | I.D. | THICKNESS | IDENTIFICATION | PART NUMBER |
|---|-----------|----------------|-------------|----------|-----------|----------------|-------------|
| 1201 CONE and ROLLER (FRONT WHEEL BEARING INNER or DIFFERENTIAL BEARING) | | | | | | | |
| For model usage refer to Front Hub and Drum chart in Section 11.1 | | | | | | | |
| 1 1/2" | 23/32" | LM 29748 | C5TZ 1201-B | 1 25/32" | 25/32" | LM 603049 | B7A 4221-B |
| 1 3/8" | 5/8" | L 68149 | D0AZ 1201-A | 1 25/32" | 25/32" | LM102949 | C9AZ 4221-A |
| 1 3/8" | 1 23/32" | LM 48548 | B7C 1201-A | 1 25/32" | 1" | 25590 | B7T 1201-A |
| 1 5/8" | 25/32" | LM 501349 | B7A 4221-A | 1 7/8" | 1 3/16" | 3778 | 7EQ 4L01 |
| | | | | 2" | 7/8" | 368 | C1TZ 1201-A |
| O.D. | THICKNESS | IDENTIFICATION | PART NUMBER | O.D. | THICKNESS | IDENTIFICATION | PART NUMBER |

| I.D. | THICKNESS | IDENTIFICATION | PART NUMBER | I.D. | THICKNESS | IDENTIFICATION | PART NUMBER |
|---|-----------|----------------|-------------|----------|-----------|----------------|-------------|
| 1202 CUP (FRONT WHEEL BEARING or DIFFERENTIAL BEARING) | | | | | | | |
| For model usage refer to Front Hub and Drum chart in Section 11.1 | | | | | | | |
| 2 5/16" | 5/8" | L 68110 | D0AZ 1202-A | 3 1/16" | 19/32" | LM 603011 | B7A 4222-B |
| 2 9/16" | 35/64" | LM 29710 | C1UW 4222-A | 3 1/4" | 3/4" | 25520 | C3TZ 1202-B |
| 2 9/16" | 35/64" | LM 48510 | B7C 1202-A | | | 15245 | 8A 1202 |
| 2 7/8" | 3/4" | 25820 | C3TZ 1202-A | 3 15/16" | 63/64" | 3720 | 9N 4222 |
| 2 7/8" | 37/64" | LM 501310 | B7A 4222-A | 2 7/8" | 5/8" | LM102910 | C9AZ 4222-A |

| YEAR | MODEL/RESTRICTIONS | PART NUMBER | DESCRIPTION | QTY. |
|------|--------------------------|-------------|-------------|------|
| 1210 | RING (WHEEL TRIM) | | | |

| | | | | |
|-----|------------|-------------|---|---|
| 73/ | E-F250/350 | D2UZ 1210-A | 11 21/32" I.D. x 16 31/32" O.D. Use with 16" 1/2" x 6" wheel | 4 |
| 73/ | E-F250/350 | D2TZ 1210-A | 11 21/32" I.D. x 17 1/32" Use with 16 1/2" x 6 3/4" wheels | 4 |

| I.D. | THICKNESS | IDENTIFICATION | PART NUMBER | I.D. | THICKNESS | IDENTIFICATION | PART NUMBER |
|---|-----------|----------------|-------------|--------|-----------|----------------|-------------|
| 1216 CONE and ROLLER (FRONT WHEEL BEARING OUTER) | | | | | | | |
| For model usage refer to Front Hub and Drum Chart in Section 11.1 | | | | | | | |
| 27/32" | 23/32" | LM 12649 | C3SZ 1216-A | 1" | 3/4" | 15101 | C8TZ 1216-A |
| 7/8" | 49/64" | 1380 | AA 1216-A | 1 3/8" | 31/32" | 25877 | C3TZ 1216-B |
| 7/8" | 21/32" | LM 12749 | D0AZ 1216-A | 1 5/8" | 49/64" | LM 501349 | B7A 4221-A |
| | | | | 1 3/4" | 25/32" | 14125-A | D0TZ 1216-A |
| O.D. | THICKNESS | IDENTIFICATION | PART NUMBER | O.D. | THICKNESS | IDENTIFICATION | PART NUMBER |

| I.D. | THICKNESS | IDENTIFICATION | PART NUMBER | I.D. | THICKNESS | IDENTIFICATION | PART NUMBER |
|---|-----------|----------------|-------------|----------|-----------|----------------|-------------|
| 1217 CUP (FRONT WHEEL BEARING OUTER) | | | | | | | |
| For model usage refer to Front Hub and Drum Chart in Section 11.1 | | | | | | | |
| 2 23/32" | 5/8" | 14274 | DOTZ 1217-A | 2 1/16" | 9/16" | 1328 | AA 1217-A |
| 1 13/16" | 21/32" | LM 12710 | D0AZ 1217-A | 3 15/16" | 6 3/64" | 3720 | 9N 4222 |
| 1 31/32" | 35/64" | LM 12610 | C3SZ 1217-A | | | | |

| YEAR | MODEL/RESTRICTIONS | PART NUMBER | DESCRIPTION | QTY. |
|------|---|-------------|-------------|------|
| 1225 | BEARING (REAR WHEEL)-Also refer to Rear Drum Chart in Section 11.2 | | | |

| | | | | |
|-------|------------------------------|-------------|---|---|
| 73/75 | E100/150 | D3AZ 1225-A | FPP-F-207-KK-incl. C90Z 1180-A retainer- 1 3/8" I.D. x 2 53/64" O.D. | 2 |
| 76/ | E100/150 | D8AZ 1225-A | # F-208-HL-1 9/16" I.D. x 3 9/64" O.D.-bearing only | 2 |
| 73/ | E-F100/150 -- exc. Dana axle | D8AZ 1225-B | Ball bearing type-includes 1180 retainer | 2 |
| 73/ | E150/200 -- 3.3M axle | D4AZ 1225-A | Incl. D4AZ 1180-A retainer-tapered roller bearing type-1 9/16" I.D. x 3 5/32" O.D. x 25/32" thick | 2 |
| 73 | F100 -- 3.3M axle | D8AZ 1225-A | # F-208-HL-1 9/16" I.D. x 3 9/64" O.D.-bearing only | 2 |
| 73 | F100 -- 3.6M axle | D0TZ 1225-A | # 1580-incl. CIVV 1180-A retainer- 1 5/8" I.D. x 3 9/64" O.D. x 1 5/64" thick | 2 |
| 77/ | F100/150 (Dana 44 axle) | ★1225 | (Serviced in 4234 axle shaft assy) | |
| 74/ | F100 (exc. Dana 44 axle) | D8AZ 1225-A | # F-208-HL-1 9/16" I.D.-bearing only x 3 9/64" O.D.-bearing only | 2 |
| 74/ | F100/150 (exc. Dana 44 axle) | D4AZ 1225-A | # U-399-A Incl. D4AZ 1180-A retainer- tapered roller bearing type- 1 9/16" I.D. x 3 5/32" O.D. x 25/32" thick | 2 |

**1973/79
TRUCK SERIES 100/500**

| O.D. | THICKNESS | IDENTIFICATION | PART NUMBER | O.D. | THICKNESS | IDENTIFICATION | PART NUMBER |
|--|---|----------------|---|---------|-----------|----------------|-------------|
| 1239 CUP (WHEEL BEARING or DIFFERENTIAL BEARING) | | | | | | | |
| Also refer to Rear Axle Parts List Section 40, page 1. For model usage refer to Front and Rear Hub and Drum chart in Sections 11.1 (Front) and 11.2 (Rear) | | | | | | | |
| 3 1/4" | 41/64" | LM 104911 | C7TZ 1239-A | 4 1/8" | 1 3/16" | 453X | BB 1239-A |
| I.D. | THICKNESS | IDENTIFICATION | PART NUMBER | I.D. | THICKNESS | IDENTIFICATION | PART NUMBER |
| 1240 CONE and ROLLER ASSY. (REAR WHEEL OUTER BEARING) | | | | | | | |
| For model usage refer to Rear Hub and Drum Chart in Section 11.2 | | | | | | | |
| 1 1/2" | 1 3/16" | 3982 | B6T 1240-A | 2 1/4" | 1 5/32" | 462 | BB 1240-A |
| 2" | 7/8" | LM 104949 | C7TZ 1240-A | | | | |
| O.D. | THICKNESS | IDENTIFICATION | PART NUMBER | O.D. | THICKNESS | IDENTIFICATION | PART NUMBER |
| 1243 CUP (REAR WHEEL or DIFFERENTIAL BEARING) | | | | | | | |
| For model usage refer to Rear Hub and Drum Chart in Section 11.2 | | | | | | | |
| 3 13/16" | 5/8" | 382A | TCAA 1243-A | 4 5/8" | 1 3/16" | 33462 | B4Q 1243-A |
| 4 7/16" | 15/16" | 3920 | B6T 1243-A | 4 1/8" | 3/4" | JLM71091 | D6UZ 1243-A |
| | | JLM 104910 | D7TZ 1243-A | | | | |
| I.D. | THICKNESS | IDENTIFICATION | PART NUMBER | I.D. | THICKNESS | IDENTIFICATION | PART NUMBER |
| 1244 CONE and ROLLER ASSY. (REAR WHEEL and DIFFERENTIAL BEARING) | | | | | | | |
| Also refer to Rear Parts List Section, page 1 | | | | | | | |
| For model usage refer to Rear Hub and Drum Chart in Section 11.2 | | | | | | | |
| 2 1/4" | 53/64" | 387AS | C7TZ 1244-A | 2 7/8" | 1 3/16" | 33287 | B6T 1244-C |
| 2 5/8" | 1 3/16" | 3984 | B6T 1244-B | 2 9/16" | 29/32" | JLM 710949 | D6UZ 1244-A |
| YEAR | MODEL/RESTRICTIONS | PART NUMBER | DESCRIPTION | QTY. | | | |
| 1245 | GEAR (FRONT AXLE SHAFT DRIVE)-Refer to Front Axle Parts List Section 30, page 1 | | | | | | |
| 1A356 BRACKET (SPARE WHEEL LOCK LATCH) | | | | | | | |
| 73/ | F100/250 -- w/slide out spare wheel carrier | D3TZ 1A356-A | | | | | 1 |
| 1A357 LATCH (SPARE WHEEL CARRIER LOCK)-Improvise | | | | | | | |
| 1K360 BRACKET ASSY. (SPARE WHEEL CARRIER) | | | | | | | |
| 73/ | F100/250 -- w/slide out spare wheel carrier | D3TZ 1K360-A | | | | | 1 |
| 1386 LOCK SET (SPARE WHEEL) | | | | | | | |
| 79 | E100/350 -- w/swing-away spare tire carrier | D8TZ 1386-A | | | | | 1 |
| 74/76 | F100/350 | D3FZ 1386 A | | | | | 1 |
| 77/ | F100/350 -- w/under frame spare wheel carrier-exc. slideout | D7TZ 1386-A | | | | | 1 |
| 77/ | F100/150,F250 2/W/D Reg. cab-w/underframe spare wheel carrier and anti-theft lock | 387372-S100 | (BB-921-E) bolt -9/16"-12 x 7 3/4" pentagon head (lock to carrier) | | | | 1 |
| 77/ | F250 4/W/D 350 exc. super cab w/under frame spare wheel carrier and anti-theft lock | 387373-S100 | (BB-921-F) bolt 9/16" -12 9.0" pentagon head (lock to carrier) | | | | 1 |
| 77/ | F250/350-2/W/D super cab w/underframe spare wheel carrier and anti-theft lock | 387371-S100 | (BB-921-G) bolt 9/16"- 12 X 10 3/4" pentagon head (lock to carrier) | | | | 1 |
| 1401 SUPPORT (SPARE WHEEL REAR) | | | | | | | |
| 78/ | E150/350 (SUPER VAN) | D8UZ 1401-A | | | | | 1 |
| 1405 SUPPORT ASSY. (SPARE WHEEL CARRIER) | | | | | | | |
| 73/74 | E100/300 | D0TZ 1405-A | | | | | 1 |
| 75/ | E100/150 -- cargo van with 124" W/B | D5UZ 1405-D | | | | | 1 |

1973/79
TRUCK SERIES 100/500

SECTION 11 19

| YEAR | MODEL/RESTRICTIONS | PART NUMBER | DESCRIPTION | QTY. |
|--|---|--------------|---|------|
| 1405 SUPPORT ASSY. (SPARE WHEEL CARRIER) — Cont'd | | | | |
| 75/ | E100/150 -- display and window van E100 -- club wagon —with 124" W/B | D5UZ 1405-B | | 1 |
| 75/ | E100/150 -- display and window van E150 -- all wagons —with 138" W/B | D5UZ 1405-E | | 1 |
| 75/ | E100/150 -- cargo van with 138" W/B | D5UZ 1405-F | | 1 |
| 75/ | E250/350 -- cargo van with 138" W/B | D5UZ 1405-C | | 1 |
| 75/ | E250/350 -- display and window van E250 -- custom club wagon —138" W/B | D5UZ 1405-A | | 1 |
| 78/ | E150 -- Super Van | | | 1 |
| 73/ | F100/250 -- w/slide out spare wheel carrier | D3TZ 1405-C | | 1 |
| 73/ | F100/250(99) -- inside box mounted | D3TZ 1405-A | | 1 |
| 73/ | F350 -- 140" W/B with side mounted spare wheel | D3TZ 1405-B | | 1 |
| | | 34443-S7-8 | (M-79)-locknut-5/16"-24 | |
| 73/ | F100/350(99) | 20347-S8 | (B-156)-bolt (support to upper bracket)- 5/16"-24 x 3/4" | 2 |
| 73/ | F100/350(99) | | Bolt (support to floor pan extension) | 4 |
| | | 33798-S8 | (M-62)-nut-5/16"-24 | |
| | | 34806-S7 | (X-64)-lockwasher-5/16" | |
| 73/ | | ★ 23685-S | Bolt (attach support to body)-carriage- 1/2"-20 x 4 3/8" | 1 |
| 73/ | | ★ 378788-S | Bolt (attach support to body)-carriage- 1/2"-20 x 5 11/16" | 1 |
| 73/ | F100/250 | ★ 381806-S2 | Bolt (support to wheel)-1/2"-20 x 4 3/4" | 1 |
| 1A406 RETAINER ASSY. (SPARE WHEEL CARRIER) | | | | |
| 73/ | F350 -- 140" W/B w/side mounted spare wheel carrier | D3TZ 1A406-A | 10 1/2" long | 1 |
| | | D3TZ 1A406-B | 4 5/8" long | 1 |
| 1407 REINFORCEMENT (SPARE WHEEL CARRIER SUPPORT) | | | | |
| 75/ | E100/350 -- with 138" W/B | D5UZ 1407-E | | 1 |
| 75/ | E250/350 -- cargo van with 138" W/B | D5UZ 1407-A | | 1 |
| 75/ | E250/350 -- display and window van E250 -- all wagons —with 138" W/B | D5UZ 1407-C | | 1 |
| 1408 BOLT (SPARE WHEEL CARRIER SUPPORT) | | | | |
| 73/ | F100 | D3TZ 1408-C | 1/2"-13 X 10 1/2"-“I” type | 1 |
| 73/ | F100/250 -- w/slide out spare wheel carrier | D3TZ 1408-D | 1/2"-13 x 13 7/8"-“J” type | 1 |
| 78/ | F150 -- 4/W/D w/10" x 15" spare-frame mounted spare wheel carrier | D8TZ 1408-A | 1/2"-13 x 11 39/64"-“J” type-w/o security lock | 1 |
| | | D8TZ 1408-B | 9/16"-12 x 12 29/32"-“J” type-w/security lock | 1 |
| 73/ | F250 -- 2/W/D | D3TZ 1408-B | 1/2"-13 x 9"-“I” type | 1 |
| 73/ | F250 -- 4/W/D, F350 -- exc. 140" W/B with frame mounted spare wheel carrier | C7TZ 1408-B | 1/2"-13 x 11 3/4"-“I” type | 1 |
| 73/ | F350 -- 140" W/B with side mounted spare wheel carrier | D3TZ 1408-A | 3/8"-16 x 11 5/16"-“I” type | 1 |
| 73/76 | P350/400 | C7TZ 1408-A | 1/2"-13 x 10 5/16"-“I” type | 1 |

APRIL, 1980

COPYRIGHT © 1980— FORD MOTOR — DEARBORN, MICHIGAN
COMPANY

CHANGE 1

**1973/79
TRUCK SERIES 100/500**

| YEAR | MODEL/RESTRICTIONS | PART NUMBER | DESCRIPTION | QTY. |
|--|--|--------------|---|--------|
| 1408 BOLT (SPARE WHEEL CARRIER SUPPORT) — Cont'd | | | | |
| 73/ | F100/350,P350/400 | 384580-S2 | (MM-284-EB)-nut & retainer assy. (bolt to frame)-1/2"-13 | 1 |
| 73/ | F350 | 384581-S100 | (MM-284-EA)-nut & retainer assy. (bolt to frame)-1/2"-13 | 1 |
| 1A409 BRACKET (SPARE WHEEL SUPPORT) | | | | |
| 78/ | E150/350 (SUPER VAN) | D8UZ 1A409-A | | 1 |
| 1413 REINFORCEMENT (SPARE WHEEL CARRIER TO FLOOR SIDE SILL) | | | | |
| 73/ | F100 -- 116" W/B | C1TB 1413-A | For side mounted carrier-13 1/8" long | 1 |
| 73/ | F100/250 -- 133" W/B with side mounted carrier | D3TZ 1413-A | 16 3/8" long | 1 |
| 73/ | F100 | ★ 23499-S8 | Bolt (reinforcement to body)-5/16"-24 x 1 3/4" | 2 or 3 |
| 73/ | F100/250 | 23426-S | (B-32)-bolt (reinforcement and carrier to body)-carriage-3/8"-24 x 1 1/4" | AR |
| | | 33800-S | (M-63)-nut-hexagonal-3/8"-24 x 13/32" | AR |
| | | 34807-S | (X-66)-washer-lock-3/8" | AR |
| 73/ | F350 | 23468-S | (B-5)-bolt (reinforcement and carrier to body)-carriage-5/16"-18 x 1 1/2" | AR |
| | | 33798-S | (M-62)-nut-hexagonal-1/4"-28 x 9/32" | AR |
| | | 34806-S | (X-64)-washer-lock-5/16" | AR |
| 1422 STOP (SPARE WHEEL) | | | | |
| 75/ | E100/350 (EXC. SUPER VAN) | D5UZ 1422-A | | 1 |
| 78/ | E150/350 (SUPER VAN) | D8UZ 1422-A | | 1 |
| 1423 SPACER (SPARE WHEEL CARRIER) | | | | |
| 79 | E100/150 -- swing away spare | D9TZ 1423-A | | 2 |
| 1424 PLATE (SPARE WHEEL MOUNTING) | | | | |
| 73/ | E100/350 | D5UZ 1424-A | 5 1/2" O.D. | 1 |
| 73/ | F350 -- 140" W/B with side mounted spare wheel | D3TZ 1424-A | | 1 |
| 79 | E100/150 -- swing away spare | D8TZ 1424-A | | 1 |
| 1429 REINFORCEMENT (SPARE WHEEL CARRIER) | | | | |
| 79 | E100/150 -- swing away spare | D9TZ 1429-A | | 1 |
| 1A430 REINFORCEMENT-SPARE WHEEL SUPPORT | | | | |
| 78/ | E150/350 (SUPER VAN) | D8UZ 1A430-A | | 1 |
| 1432 ARM ASSY. (SPARE WHEEL CARRIER) | | | | |
| 79 | E100/150 -- swing away spare | D9TZ 1432-A | | 1 |
| | | 388156-S36B | (BB-829-E)-bolt (arm to door)-truss head shoulder-3/8"-16 x 1" | 2 |
| | | 388757-S2 | (MM-173-NL)-nut (arm to door)-hex lock-3/8"-16 | 2 |
| 1433 CARRIER (SPARE WHEEL) | | | | |
| 75/77 | E100/250 -- swing away spare | D9TZ 1433-A | | 1 |
| 79 | E100/150 -- swing away spare | | | 1 |
| 73/ | F100/150(81) -- 116" and 133" W/B | D6TZ 1433-A | Side mounted-flare side | 1 |
| 73/ | F250(81) | B7D 1433-A | Side mounted | 1 |
| 73/ | F350 -- w/o extra fuel tank | B7TZ 1433-A | Side mounted | 1 |
| 73/ | F350 -- w/extra fuel tank | C7TZ 1433-A | Side mounted | 1 |
| 73/ | F350 (83) -- Pick-up | 20386-S8 | (B-53)-bolt (carrier to body)-5/16"-18 x 1" | 8 |
| 73/ | F350(83) -- Pick-up | 20539-S8 | (B-204)-bolt (wheel to carrier)-1/2"-20 x 2 1/4" | 2 |
| 73/ | F100/250 (83) -- Pick-up | 23426-S | (B-32)-bolt (carrier to body)-3/8"-24 x 1 1/8" | 9 |
| | | 33800-S8 | (M-63)-nut-3/8"-24 | |
| | | 34807-S8 | (X-66)-lockwasher-3/8" | |
| | | 44727-S8 | (X-24)-washer-flat-3/8" | |
| 73/ | F350 | 23468-S | (B-5)-bolt (carrier to body)-carriage-5/16"-18 x 1 1/2" | AR |
| | | 33798-S | (M-62)-nut-hexagonal-1/4"-28 x 9/32" | AR |
| | | 34806-S | (X-64)-washer-lock-5/16" | AR |
| 79 | E100/150 -- w/outside mounted spare | 302470-S36 | (B-17-F)- bolt (bracket to arm)-carriage-1/2"-13 x 7" | 1 |

**1973/79
TRUCK SERIES 100/500**

| YEAR | MODEL/RESTRICTIONS | PART NUMBER | DESCRIPTION | QTY. |
|---|--|---------------|--|-----------------------|
| 1440 SPARE WHEEL CARRIER KIT | | | | |
| 75/77 | E100-150-250 with 15" wheels only | ★ D5UZ 1440-A | Rear mounted outside --not replaced (8/78) | 1 |
| Consists of | | | | |
| | 1-D6US-1386-AA | Lock assy. | 2-304684-S2 | Bolt-3/8" |
| | 1-C8TB-1424-A | Plate | 1-375010-S2 | Nut-3/8" |
| | 1-C8TZ-1433-A | Carrier assy. | 1-382947-S2 | Bolt-3/8" |
| | 4-34164-S40 | Nut-3/8" | 2-382947-S40 | Screw-3/8" |
| | 4-34792-S2 | Washer-3/8" | 1-D6US 1147076-AA | Bracket |
| | 2-44726-S2 | Washer-3/8" | 1-IS4599 | Installation sheet |
| 76/ | E100/150 -- swing away spare | EOUZ 1440-A | Use w/tire size L78 x 15 or smaller | 1 |
| 73/ | F100/250 -- 2/W/D, F100 -- 4/W/D with 16" or 16 1/2" wheels-- exc. F100 with 460 eng. and 6.50 x 16 tires or F250 with 390-4V 460 eng. and camper tie down pkg. | D3TZ 1440-A | Slide out type | 1 |
| Consists of | | | | |
| | 1-D3TZ 1A356-A | Bracket | 2-D3TA 1423-AA | Spacer |
| | 1-D3TZ 1K360-A | Bracket | 1-D3TA 1435-AA | Bracket |
| | 1-D3TZ 1405-C | Support | 1-D3TZ 1443-D | Channel |
| | 1-D3TZ 1408-D | Bolt | 2-33773-S2 | Nut |
| | | | | 1-33845-S8 Nut |
| | | | | 2-354135-S7-8 Bolt |
| | | | | 2-382802-S2 Nut |
| | | | | 1-Installation Sketch |
| 73/78 | F100/250 -- 2/W/D, F100 -- 4/W/D-- 15" wheels--exc. F250 with 390-4V, 460 eng. and camper tie down pkg. | D3TZ 1440-B | Slide out type | 1 |
| Consists of | | | | |
| | 1-D3TZ 1A356-A | Bracket | 2-D3TA 1423-AA | Spacer |
| | 1-D3TZ 1K360-A | Bracket | 1-D3TA 1435-AA | Bracket |
| | 1-D3TZ 1405-C | Support | 1-D3TZ 1443-A | Channel |
| | 1-D3TZ 1408-D | Bolt | 2-33773-S2 | Nut |
| | | | | 1-33845-S8 Nut |
| | | | | 2-354135-S7-8 Bolt |
| | | | | 2-382802-S2 Nut |
| | | | | 1-Installation Sketch |
| 73/77 | F100/350 | D4TZ 1440-A | Front mounted | 1 |
| Consists of | | | | |
| | 1-D4TJ 1K016-AA | Plate | 2- | Nut 14"-20 |
| | 1-D4TJ 1A373-AB | Bracket | 7- | Nut 5/16"-18 |
| | 1-D4TJ 1A383-AB | Carrier assy. | 5- | Nut 7/16"-14 |
| | 1-D4TJ 1434-AB | Bracket | 2- | Screw 14"-20 |
| | 1-D4TJ 1435-AB | Bracket | 2- | Screw 5/16"-18 |
| | 1-D4TJ 1474-AA | Retainer | 1- | Screw 5/16"-18 |
| | 1-D4TJ 17A385-AA | Bracket | 2- | Washer-lock 1/4" |
| | 1-D4TJ 17N386-AB | Bracket | 4- | Washer-flat 5/16" |
| | 2-D4TJ 17K807-AB | Spacer | 1- | Washer-flat 7/16" |
| | 4- | Bolt-5/16"-18 | 1- | Washer-flat 7/16" |
| | 2- | Bolt-7/16"-14 | 1- | Installation sketch |
| | 1- | Bolt-7/16"-14 | | |
| 1443 CHANNEL (SPARE WHEEL CARRIER) | | | | |
| 73/77 | B-F500 | B4T 1443-B | 8 3/4" diameter bolt circle | 1 |
| 73/ | F100 -- w/frame mounted spare wheel carrier and 16" x 5" wheels | D7TZ 1443-B | | 1 |
| 73/ | F100 -- w/slide out spare wheel carrier and 15" wheels | D3TZ 1443-A | | 1 |
| 73/ | F100 -- w/slide out spare wheel carrier and 16" or 16.5" wheels | D3TZ 1443-D | | 1 |
| 73/ | F100/150 w/under frame Spare Wheel Carrier except 16" x 5" wheels | D7TZ 1443-A | | 1 |

1973/79
TRUCK SERIES 100/500

| YEAR | MODEL/RESTRICTIONS | PART NUMBER | DESCRIPTION | QTY. |
|--|---|---------------------------------------|---|------|
| 1443 CHANNEL (SPARE WHEEL CARRIER) — Cont'd | | | | |
| 77/ | F100/150 W/16" x 5" wheels w/under frame spare wheel carrier & anti- theft lock from Ser. 040,000 | D7TZ 1443-B | | 1 |
| 73/ | F250 -- 2/W/D with frame mounted spare wheel carrier | D7TZ 1443-B | | 1 |
| 73/ | F250 -- 2/W/D with slide out spare wheel carrier and 15" wheels | D3TZ 1443-A | | 1 |
| 73/ | F250 -- 2/W/D with slide out spare wheel carrier and 16" or 16.5" wheels | D3TZ 1443-D | | 1 |
| 73/ | F250 -- 4/W/D with slide out spare wheel carrier and 16" or 16.5" wheels | D3TZ 1443-D | | 1 |
| 73/ | F250 -- 4/W/D with frame mounted spare wheel carrier | ★ C7TZ 1443-B r/bD7TZ 1443-C(4/80) | | 1 |
| 77/ | F250 2/W/D w/under Frame spare wheel Carrier & anti-theft lock "From Ser. 040,000" | D7TZ 1443-B | | 1 |
| 77/ | F250 4/W/D w/under Frame spare wheel & anti theft lock "From Ser. 040,000" | D7TZ 1443-B | | 1 |
| 73/76 | F350 -- w/frame mounted spare wheel carrier | ★ C7TZ 1443-B r/bD7TZ 1443-C(4/80) | | 1 |
| 77/ | F350 (2/W/D) w/under frame spare wheel carrier & anti theft lock "From Ser. 040,000" | D7TZ 1443-C | | 1 |
| 79 | F350 -- 4/W/D | D7TZ 1443-B | | 1 |
| 73/76 | P350/400 | C5TZ 1443-B | | 1 |
| 73/77 | P500 | TBAA 1443-A | Exc. w/22.5" tubeless tires | 1 |
| 73/77 | P500 | 51 1443-A | Use w/22.5" tubeless tires | 1 |
| 73/ | F100 -- 116" W/B | 353731-S8B | (BB-199-FC)-bolt (channel to frame)-1/2"-13 x 8" | 1 |
| 73/ | F250 -- 2/W/D, F350 | 353735-S2 | (BB-199-FG)-bolt (channel to frame)- 1/2"-13 x 10 1/2" | 1 |
| 73/ | F100 -- 133" W/B | 379673-S2 | (BB-199-FE)-bolt (channel to frame)- 1/2"-13 x 9 1/2" | 1 |
| 1448 BOLT (SPARE WHEEL MOUNTING) | | | | |
| 75/ | E100/350 | C9ZZ 1448-B | 1/2 - 13 x 6 1/4" long | 1 |
| 75/ | E100/350 side mounted (exc. Super Van) | D5UZ 1448-B | 7/16 - 14 x 16 21/32" long | 1 |
| 78/ | E150/350 -- side mounted (Super Van) | D5DZ 1448-B | J-type-1/2"-13 x 8 3/8" long | 1 |
| 1453 BRACKET (FRAME TO SPARE WHEEL CARRIER) | | | | |
| 73/77 | B-F500 | 7EQ 1453 | | 2 |
| 75/ | E100/350 -- exc. cargo van | D5UZ 1453-A | | 1 |
| 73/ | F350 (99) | B7C 1453-A | Upper-use w/inside box carrier-Styleside | 1 |
| 73/ | F250 -- 4/W/D, F350 | | | 1 |
| 73/ | F350 -- 140" W/B with single rear wheels | D3TZ 1453-A | | 1 |
| 73/77 | P500 | 7RT 1453-A | | 2 |
| 73/ | F350 -- Styleside carrier | 23901-S7-8 | (B-287)-bolt (to body)-step-1/4"-20 x 5/8" | 2 |
| | | 33795-S7 | (M-49)-nut 1/4"-20 | 2 |
| | | 34805-S8 | (X-62)-lockwasher-1/4" | 2 |
| 73/ | F250 | 72035-S | (N-51)-pin (bracket to bolt)-cotter-1/8" x 1" | AR |

**1973/79
TRUCK SERIES 100/500**

| YEAR | MODEL/RESTRICTIONS | PART NUMBER | DESCRIPTION | QTY. |
|--|----------------------------------|---------------|---|------|
| 1458 STUD (SPARE WHEEL CARRIER) | | | | |
| 73/77 | B-F-P500 | 51 1458-A | 3/4"-16 x 1 11/16" | 2 |
| 73/ | F350 | B7C 1458-A | 1/2"-20 and 1/2"-20 x 6 23/64" | 1 |
| 73/ | F250 -- 4/W/D | | | 1 |
| | | 34675-S8 | (M-75)-nut (stud)-3/4"-16 | 2 |
| | | 34853-S7 | (X-77)-lockwasher-3/4" | |
| | | 33846-S8 | (M-69)-nut-1/2"-20 | |
| | | 34809-S8 | (X-68)-lockwasher-1/2" | |
| 73/ | F100/350 | 20347-S | (B-156)-bolt (bracket and support to body)- hexagonal head-5/16"-24 x 3/4" | AR |
| | | 33798-S | (M-69)-nut-lock-1/4"-28 x 9/32" | AR |
| | | 34806-S | (X-64)-washer-lock-5/16" | AR |
| | | ★ 23391-S | Bolt (bracket to body) | AR |
| | | 33795-S | (M-49)-nut-hexagonal head-5/16"-18 x 17/64" | AR |
| | | 34805-S | (X-62)-washer-lock-1/4" | AR |
| 73/ | F100/350 | 44735-S | (X-32)-washer (stud)-flat-1/2" | AR |
| 1462 NUT (SPARE WHEEL MOUNTING) | | | | |
| 73/ | E100(87) | B5C 1462-A | Use w/side mounted carrier | 1 |
| 79 | E100/150 -- swing away spare | D8TZ 1462-A | | 1 |
| 73/ | E100/350 | B9AZ 1462-A | Wing-3/8"-16 | 1 |
| 73/ | F100/350 (w/o slide out) | | | |
| | (w/o slide out) | 387394-S100 | (MM-284-EG) w/o lock cap 1/2" -13 | 2 |
| | (w/ slide out) | 387395-S100 | (MM-284-EF) w/ lock cap 9/16" -12 | 2 |
| | | 385732-S100 | (MM-173-FC) 1/2"-13 | 1 |
| 73/ | E100/350 -- w/side mounted spare | C8AZ 1462-A | Wing-1/2"-13 | 1 |
| 75/ | E100/350 -- 138" W/B | D5UZ 1462-A | 7/16 - 14 x 2 1/2" long (rod lock) | 1 |
| 1A462 SUPPORT (SPARE WHEEL CENTER) | | | | |
| 78/ | E150/350 (SUPER VAN) | D8UZ 1A462-A | | 1 |
| 1471 BOLT (SPARE WHEEL CARRIER HINGE) | | | | |
| 73/77 | B-F500 | C0TT 1471-A | 5/8"-18 x 17" | 2 |
| 73/77 | P500 | TDAA 1471-A | 5/8"-18 x 13 7/16" | 2 |
| 1474 RETAINER (SIDE MOUNTED SPARE WHEEL) | | | | |
| 73/ | F350 (81) -- 136" W/B | B7C 1474-A | | 1 |
| 1476 NUT (SPARE WHEEL CARRIER HINGE BOLT) | | | | |
| 73/77 | B-F-P500 | 51 1476-A | 5/8"-18 | 2 |
| 1489 RETAINER (SPARE WHEEL CARRIER BOLT) | | | | |
| 79 | E100/150 -- swing away spare | D9TZ 1489-A | | 1 |
| 1496 BAR (SPARE WHEEL CARRIER STOP) | | | | |
| 73/77 | B-F500 | C1TZ 1496-A | | 2 |
| 73/77 | P500 -- w/18 tires | 01T 1496-B | 19 15/16" | 1 |
| 73/77 | P500 -- w/19.5 tires | B6D 1496-B | 21 1/4" | 1 |
| 73/77 | P500 -- w/22.5 tires | C1TZ 1496-A | | 1 |
| 1497 SUPPORT (SPARE WHEEL CARRIER STOP BAR) | | | | |
| 73/77 | B-F500 | ★ C1TT 1497-H | Improvise | 2 |
| 73/ | F350 | C1TT 1497-C | 32 45/64"-2 holes | 1 |
| 73/76 | P350/400 -- w/dual rear wheels | | | 1 |
| 73/ | F250 -- 4/W/D | | | 1 |
| 73/77 | P400/500 -- w/single rear wheels | 01T 1497 | 32 45/64"-5 holes | 1 |

1973/79 TRUCK SERIES 100/500

HOW TO UTILIZE FRONT HUB AND DRUM PARTS LIST FOR 2/W/D VEHICLES

1. Select appropriate parts list number from the Model Application Chart shown below
2. Refer to the Parts List (starting on page 2) for the following items:

| | | | |
|--------|----------------------------|------|---|
| 1012 | Nut-hub | 1190 | Retainer-front wheel grease |
| 1102 | Hub & rotor assy. | 1195 | Washer-front hub outer bearing |
| 1104 | Hub assy.-front disc wheel | 1201 | Cone & roller assy.-front wheel inner bearing |
| 1107-8 | Bolt-hub | 1202 | Cup-front wheel inner bearing |
| 1118-9 | Bolt-hub | 1216 | Cone & roller assy.-front wheel outer bearing |
| 1120-1 | Nut-hub | 1217 | Cup-front wheel outer bearing |
| 1125 | Drum-front brake | | |

For dimensions or identification numbers on the above items, refer to the appropriate group.
For 4/W/D vehicles determine front axle I.D. number and refer to Section 30

MODEL APPLICATION CHART for FRONT HUBS, DRUMS & RELATED PARTS

For Rear Hubs, Drums, etc., refer to Section 11.2

| MODEL | BRAKE SIZE (INCHES) | YEAR | WHEEL | | MAKE @ | PARTS LIST No. ● |
|--|--------------------------------------|-------|--------|-------|-----------|------------------------|
| | | | †SPOKE | ‡DISC | | |
| Notes: @ B-Budd D-Dayton K-Kelsey Hayes † Size shown ‡ Number of holes for mounting studs shown | | | | | | |
| ● Parts Lists start on page 2 ▲ Refer to Section 30 (Front axle parts list) | | | | | | |
| B500 | 14 x 2 1/2 | 73/77 | | 6 | D | 21 |
| E100 | | 73/77 | | 6 | B | 223 |
| E100/150 | 10 x 2 1/2 | 73/74 | | 5 | B | 137 |
| E200 | Disc | 75/ | | 5 | | 25 |
| E250 | 11 x 3 | 73/74 | | 5 | B-K | 138 |
| E250 | Disc | 75 | | 8 | D | 235 |
| E250 | Disc. | 76/ | | 8 | D | 239 |
| E300 -- w/single rears | 12 x 3 | 73/74 | | 8 | K | 91 |
| E350 -- w/single rears | Disc | 75 | | 8 | D | 236 |
| E350 -- w/single rears | Disc. | 76/ | | 8 | D | 240 |
| E300 -- w/dual rears | 12 x 3 | 73/74 | | 8 | K | 231 |
| E350 -- w/dual rears | Disc | 75 | | 8 | D | 237 |
| E350 -- w/dual rears | Disc. | 76/ | | 8 | D | 241 |
| F100/150-2/W/D | Disc | 73/ | | 5 | | 25 |
| F100/350 -- 4/W/D | All | 73/ | | | | ▲ |
| F250 -- 2/W/D | and Std. disc brakes - single piston | Disc | 73/ | 8 | | 26 |
| | and H/D disc brakes - dual piston | Disc | 73/75 | 8 | D | 31 |
| | "Before Serial V80,001" | Disc | 73/75 | 8 | D | 31 |
| F250 -- 2/W/D w/H/D brakes-dual piston | "From Serial V80,000" | Disc | 75 | 8 | D | 235 |
| F250 -- 2/W/D w/H/D brakes-dual piston | | Disc | 76/ | 8 | D | 239 |
| F350 -- w/single rears | "Before Serial V80,001" | Disc | 73/75 | 8 | D | 118 |
| F350 -- w/single rears | "From Serial V80,000" | Disc | 75 | 8 | D | 236 |
| F350 -- 2/W/D w/single rears | | Disc | 76/ | 8 | D | 240 |

1973/79
TRUCK SERIES 100/500

MODEL APPLICATION CHART for FRONT HUBS, DRUMS & RELATED PARTS

For Rear Hubs, Drums, etc., refer to Section 11.2

| MODEL | BRAKE SIZE (INCHES) | YEAR | WHEEL †SPOKE ‡DISC | MAKE @ | PARTS LIST No. ● |
|--|-------------------------------|-------|-----------------------|-----------|------------------|
| Notes: @ B-Budd D-Dayton K-Kelsey Hayes † Size shown ‡ Number of holes for mounting studs shown | | | | | |
| ● Parts Lists start on page 2 | | | | | |
| F350 -- w/dual rears | "Before Serial V80,001" | Disc | 73/75 | 8 D | 136 |
| F350 -- w/dual rears | "After Serial V80,000" | Disc | 75 | 8 D | 237 |
| F350 -- 2/W/D w/dual rears | | Disc | 76/ | 8 D | 241 |
| F500 | 14 x 2 1/2 | 73/77 | 6 D | | 21 |
| | | 73/77 | 6 B | | 223 |
| M450/500 | 14 x 2 1/2 | 73/76 | 6 D | | 21 |
| P350 -- w/single rears and 5200 lbs. rear axle | 12 1/8 x 2 | 73/76 | 8 | | 20 |
| | rears and 7400 lbs. rear axle | 73/76 | 8 | | 121 |
| | | 73/76 | 6 K | | 6 |
| P350 -- w/dual rears | 12 1/8 x 2 | 73/76 | 8 | | 122 |
| P400 -- w/single rears | 12 1/8 x 2 | 73/76 | 6 K | | 6 |
| | | 73/76 | 8 | | 121 |
| P400 -- w/dual rears and w/o finned drums | 12 1/8 x 2 | 73/76 | 8 | | 122 |
| P400 -- w/dual rears and finned drums | 12 1/8 x 2 | 73/76 | 8 K | | 232 |
| P500 | 13 x 2 1/4 | 73/77 | 5 K | | 141 |

| QTY. | PART NUMBER | DESCRIPTION | QTY. | PART NUMBER | DESCRIPTION |
|------|-------------|-------------|------|-------------|-------------|
|------|-------------|-------------|------|-------------|-------------|

FRONT HUB and DRUM PARTS LISTS

| PARTS LIST NO. 6 | | | PARTS LIST NO. 21 -- Cont'd | | |
|--------------------------|-------------|--------------------------|-----------------------------|-------------|-----------------------------|
| 2 | B7Y 1104-A | Hub | 2 | DOTZ 1195-A | Washer |
| AR | B5Y 1107-A | Bolt (R.H. and L.H. hub) | 2 | 7EQ 1201 | Bearing (inner) |
| AR | B7TZ 1120-A | Nut (R.H. and L.H. hub) | 2 | C3TZ 1202-A | Cup (outer bearing) |
| 2 | D1TZ 1125-E | Drum | 2 | C3TZ 1216-B | Bearing (outer) |
| 2 | C7TZ 1190-C | Retainer | 2 | 9N 4222 | Cup (inner bearing) |
| 2 | B 1195 | Washer | PARTS LIST NO. 25 | | |
| 2 | AA 1216-A | Bearing (outer) | AR | COAZ 1012-A | Nut (R.H. and L.H. hub) |
| 2 | AA 1217-A | Cup (outer bearing) | 2 | D5TZ 1102-A | Hub and rotor assy. (front) |
| 2 | B7A 4221-A | Bearing (inner) | | 1104 | Hub (front)-use (1102) |
| 2 | B7A 4222-A | Cup (inner bearing) | AR | D3TZ 1107-A | Bolt (R.H. and L.H. hub) |
| PARTS LIST NO. 20 | | | 2 | D3TZ 1190-A | Retainer (grease) |
| AR | COAZ 1012-A | Nut (R.H. and L.H. hub) | 2 | D3TZ 1195-A | Washer |
| 2 | B7J 1104-A | Hub | 2 | D0AZ 1201-A | Bearing (inner) |
| AR | 8D 1107-A | Bolt (R.H. and L.H. hub) | 2 | D0AZ 1202-A | Cup (inner bearing) |
| 2 | C3TZ 1125-C | Drum | 2 | D0AZ 1216-A | Bearing (outer) |
| 2 | B7TZ 1190-A | Retainer | 2 | D0AZ 1217-A | Cup (outer bearing) |
| 2 | B 1195 | Washer | 2 | 374536-S | (MM-304-A) Retainer (nut) |
| 2 | AA 1216-A | Bearing (outer) | PARTS LIST NO. 26 | | |
| 2 | AA 1217-A | Cup (outer bearing) | AR | COAZ 1012-A | Nut (R.H. and L.H. hub) |
| 2 | B7A 4221-A | Bearing (inner) | 2 | D3TZ 1102-A | Hub and rotor assy. (front) |
| 2 | B7A 4222-A | Cup (inner bearing) | | 1104 | Hub (front)-use (1102) |
| PARTS LIST NO. 21 | | | AR | D3TZ 1107-A | Bolt (R.H. and L.H. hub) |
| 2 | DOTZ 1104-A | Hub | 2 | D3TZ 1190-A | Retainer (grease) |
| AR | DOTZ 1107-D | Bolt (R.H. hub) | 2 | D3TZ 1195-A | Washer |
| AR | DOTZ 1108-C | Bolt (L.H. hub) | 2 | D0AZ 1201-A | Bearing (inner) |
| AR | BB 1120 | Nut (R.H. hub) | 2 | D0AZ 1202-A | Cup (inner bearing) |
| AR | BB 1121 | Nut (L.H. hub) | 2 | D0AZ 1216-A | Bearing (outer) |
| 2 | C3TZ 1125-M | Drum | 2 | D0AZ 1217-A | Cup (outer bearing) |
| 2 | DOTZ 1190-A | Retainer | 2 | 374536-S | (MM-304-A) Retainer (nut) |

1973/79
TRUCK SERIES 100/500

| QTY. | PART NUMBER | DESCRIPTION | QTY. | PART NUMBER | DESCRIPTION |
|---|-------------|--|--------------------|-------------|--|
| FRONT HUB and DRUM PARTS LISTS — Cont'd | | | | | |
| PARTS LIST NO. 31 | | | PARTS LIST NO. 122 | | |
| AR | COAZ 1012-A | Nut (R.H. and L.H. hub) | 2 | C7TZ 1104-B | Hub |
| 2 | C8TZ 1102-A | Hub and rotor assy. (front) | AR | C7TZ 1107-B | Bolt (R.H. and L.H.) |
| | 1104 | Hub (front)-use (1102) | AR | C7TZ 1120-A | Nut (R.H. and L.H. hub) |
| AR | D2TZ 1107-B | Bolt (R.H. and L.H. hub) | 2 | C3TZ 1125-C | Drum |
| 2 | C7TZ 1190-C | Retainer | 2 | C7TZ 1190-C | Retainer |
| 2 | B 1195 | Washer | 2 | B 1195 | Washer |
| 2 | 8A 1202 | Cup (outer bearing) | 2 | AA 1216-A | Bearing (outer) |
| 2 | C8TZ 1216-A | Bearing (outer) | 2 | AA 1217-A | Cup (outer bearing) |
| 2 | B7A 4221-A | Bearing (inner) | 2 | B7A 4221-A | Bearing (inner) |
| 2 | B7A 4222-A | Cup (inner bearing) | 2 | B7A 4222-A | Cup (inner bearing) |
| AR | 43090-S2 | (B228-J)-bolt-1/2" -13 x 1 1/8" (hub to rotor) | PARTS LIST NO. 136 | | |
| AR | 372408-S2 | (XX-190)-Washer-17/32" I.D. x 5/64" thick (hub to rotor) | 2 | D7TZ 1104-B | Hub |
| PARTS LIST NO. 91 | | | AR | C8TZ 1107-E | Bolt (R.H. and L.H. hub) |
| AR | COAZ 1012-A | Nut (R.H. and L.H. hub) | AR | D5TZ 1111-A | Rotor (front wheel brake) |
| 2 | D2UZ 1102-A | Hub and drum assy. (front) | AR | C7TZ 1120-A | Nut (R.H. and L.H. hub) |
| | 1104 | Hub (front)-use (1102) | 2 | C7TZ 1190-C | Retainer |
| AR | D2TZ 1107-A | Bolt (R.H. and L.H. hub) | 2 | B 1195 | Washer |
| 2 | D6TZ 1125-P | Drum (front) | 2 | 8A 1202 | Cup (outer bearing) |
| 2 | C7TZ 1190-C | Retainer | 2 | C8TZ 1216-A | Bearing (outer) |
| 2 | B 1195 | Washer | 2 | B7A 4221-A | Bearing (inner) |
| 2 | 8A 1202 | Cup (outer bearing) | 2 | B7A 4222-A | Cup (inner bearing) |
| 2 | C8TZ 1216-A | Bearing (outer) | AR | 43090-S2 | (B228-J) Bolt-1/2" -13 x 1 1/8" (hub to rotor) |
| 2 | B7A 4221-A | Bearing (inner) | AR | 372408-S2 | (XX-190) Washer-17/32" I.D. x 5/64" thick (hub to rotor) |
| 2 | B7A 4222-A | Cup (inner bearing) | PARTS LIST NO. 137 | | |
| PARTS LIST NO. 118 | | | AR | COAZ 1012-A | Nut (R.H. and L.H. hub) |
| 2 | D3TZ 1102-C | Hub and rotor assy. (front) | 2 | C8UZ 1102-A | Hub and drum assy. (front) |
| | 1104 | Hub (front)-use (1102) | | 1104 | Hub (front)-use (1102) |
| AR | D2TZ 1107-C | Bolt (R.H. and L.H. hub) | AR | A9AZ 1107-B | Boit (R.H. and L.H. hub) |
| AR | C7TZ 1120-B | Nut (R.H. and L.H. hub) | 2 | D6TZ 1125-H | Drum (front) |
| 2 | C7TZ 1190-C | Retainer | 2 | C7TZ 1190-D | Retainer |
| 2 | B 1195 | Washer | 2 | C2AZ 1195-A | Washer |
| 2 | 8A 1202 | Cup (outer bearing) | 2 | B7C 1201-A | Bearing (inner) |
| 2 | C8TZ 1216-A | Bearing (outer) | 2 | B7C 1202-A | Cup (inner bearing) |
| 2 | B7A 4221-A | Bearing (inner) | 2 | C3SZ 1216-A | Bearing (outer) |
| 2 | B7A 4222-A | Cup (inner bearing) | 2 | C3SZ 1217-A | Cup (outer bearing) |
| PARTS LIST NO. 121 | | | | | |
| 2 | C7TZ 1104-D | Hub | | | |
| AR | C7TZ 1107-A | Bolt (R.H. and L.H. hub) | | | |
| AR | C7TZ 1120-B | Nut (R.H. and L.H. hub) | | | |
| 2 | C3TZ 1125-C | Drum | | | |
| 2 | C7TZ 1190-C | Retainer | | | |
| 2 | B 1195 | Washer | | | |
| 2 | AA 1216-A | Bearing (outer) | | | |
| 2 | AA 1217-A | Cup (outer bearing) | | | |
| 2 | B7A 4221-A | Bearing (inner) | | | |
| 2 | B7A 4222-A | Cup (inner bearing) | | | |

1973/79
TRUCK SERIES 100/500

| QTY. | PART NUMBER | DESCRIPTION | QTY. | PART NUMBER | DESCRIPTION |
|---|-------------|----------------------------|--------------------|-------------|--|
| FRONT HUB and DRUM PARTS LISTS — Cont'd | | | | | |
| PARTS LIST NO. 138 | | | PARTS LIST NO. 232 | | |
| AR | C0AZ 1012-A | Nut (R.H. and L.H. hub) | 2 | D3TZ 1102-E | Hub and drum assy. (front) |
| 2 | C8TZ 1102-C | Hub and drum assy. (front) | | 1104 | Hub (front)-use (1102) |
| | 1104 | Hub (front)-use (1102) | AR | C7TZ 1107-B | Bolt (R.H. and L.H. hub) |
| AR | D3TZ 1107-B | Bolt (R.H. and L.H. hub) | | 1125 | Drum (front)-use (1102) |
| 2 | D6TZ 1125-E | Drum (front)-use (1102) | AR | D3TZ 1151-B | Bolt (drum) |
| 2 | C7TZ 1190-D | Retainer | 2 | C7TZ 1190-C | Retainer |
| 2 | C2AZ 1195-A | Washer | 2 | B 1195 | Washer |
| 2 | B7C 1201-A | Bearing (inner) | 2 | AA 1216-A | Bearing (outer) |
| 2 | B7C 1202-A | Cup (inner bearing) | 2 | AA 1217-A | Cup (outer bearing) |
| 2 | C3SZ 1216-A | Bearing (outer) | 2 | B7A 4221-A | Bearing (inner) |
| 2 | C3SZ 1217-A | Cup (outer bearing) | 2 | B7A 4222-A | Cup (inner bearing) |
| PARTS LIST NO. 141 | | | AR | 34424-S7 | (M-84) Nut (drum) |
| 1 | D1TZ 1104-B | Hub (R.H. front) | PARTS LIST NO. 235 | | |
| 1 | D1TZ 1104-C | Hub (L.H. front) | 16 | C0AZ 1012-A | Nut (R.H. and L.H. hub) |
| AR | 51 1107 | Bolt (R.H. hub) | 2 | D5UZ 1102-C | Hub and rotor assy. (front) |
| AR | 51 1108 | Bolt (L.H. hub) | | 1104 | Hub (front) - use (1102) |
| AR | BB 1120 | Nut (R.H. hub) | 16 | D2TZ 1107-B | Bolt (R.H. and L.H. hub) |
| AR | BB 1121 | Nut (L.H. hub) | 2 | D5UZ 1190-A | Retainer |
| 2 | D1TZ 1125-B | Drum | 2 | B 1195 | Washer |
| 2 | B7T 1190-A | Retainer | 2 | 8A 1202 | Cup (outer bearing) |
| 2 | C3TZ 1195-A | Washer | 2 | C8TZ 1216-A | Bearing (outer) |
| 2 | B7T 1201-A | Bearing (inner) | 2 | C9AZ 4221-A | Bearing (inner) |
| 2 | C3TZ 1202-B | Cup (inner bearing) | 2 | C9AZ 4222-A | Cup (inner bearing) |
| 2 | D0TZ 1216-A | Bearing (outer) | PARTS LIST NO. 236 | | |
| 2 | D0TZ 1217-A | Cup (outer bearing) | 2 | D5UZ 1102-A | Hub and rotor assy. (front) |
| PARTS LIST NO. 223 | | | | 1104 | Hub (front) - use (1102) |
| 2 | D0TZ 1104-E | Hub | 16 | D2TZ 1107-C | Bolt (R.H. and L.H. hub) |
| AR | D0TZ 1107-D | Bolt (R.H. hub) | 16 | C7TZ 1120-B | Nut (R.H. and L.H. hub) |
| AR | D0TZ 1108-C | Bolt (L.H. hub) | 2 | D5UZ 1190-A | Retainer |
| AR | BB 1120 | Nut (R.H. hub) | 2 | B 1195 | Washer |
| AR | BB 1121 | Nut (L.H. hub) | 2 | 8A 1202 | Cup (outer bearing) |
| 2 | C3TZ 1125-M | Drum | 2 | C8TZ 1216-A | Bearing (outer) |
| 2 | D0TZ 1190-A | Retainer | 2 | C9AZ 4221-A | Bearing (inner) |
| 2 | D0TZ 1195-A | Washer | 2 | C9AZ 4222-A | Cup (inner bearing) |
| 2 | 7EQ 1201 | Bearing (inner) | PARTS LIST NO. 237 | | |
| 2 | C3TZ 1202-A | Cup (outer bearing) | 2 | D5UZ 1102-B | Hub and rotor assy. (front) |
| 2 | C3TZ 1216-B | Bearing (outer) | 2 | D5TZ 1104-J | Hub (front) |
| 2 | 9N 4222 | Cup (inner bearing) | 16 | C8TZ 1107-E | Bolt (R.H. and L.H. hub) |
| PARTS LIST NO. 231 | | | 2 | D5TZ 1111-A | Rotor (front wheel brake) |
| 2 | C8TZ 1102-H | Hub and drum assy. (front) | 16 | C7TZ 1120-A | Nut (R.H. and L.H. hub) |
| | 1104 | Hub (front)-use (1102) | 2 | D5UZ 1190-A | Retainer |
| AR | D3TZ 1107-C | Bolt (R.H. and L.H. hub) | 2 | B 1195 | Washer |
| AR | C7TZ 1120-A | Nut (R.H. and L.H. hub) | 2 | 8A 1202 | Cup (outer bearing) |
| 2 | D1TZ 1126-D | Drum | 2 | C8TZ 1216-A | Bearing (outer) |
| 2 | C7TZ 1190-C | Retainer | 2 | C9AZ 4221-A | Bearing (inner) |
| 2 | B 1195 | Washer | 2 | C9AZ 4222-A | Cup (inner bearing) |
| 2 | 8A 1202 | Cup (outer bearing) | AR | 43090-S2 | (B228-J) bolt-1/2" -13 x 1 1/8" (hub to rotor) |
| 2 | C8TZ 1216-A | Bearing (outer) | AR | 372408-S2 | (XX-190) Washer-17/32" I.D. x 5/64" thick (hub to rotor) |
| 2 | B7A 4221-A | Bearing (inner) | | | |
| 2 | B7A 4222-A | Cup (inner bearing) | | | |

**1973/79
TRUCK SERIES 100/500**

| QTY. | PART NUMBER | DESCRIPTION | QTY. | PART NUMBER | DESCRIPTION |
|--|-------------|-----------------------------|---------------------------|-------------|-----------------------------|
| FRONT HUB and DRUM PARTS LISTS — Cont'd | | | | | |
| PARTS LIST NO. 239 | | | PARTS LIST NO. 241 | | |
| AR | COAZ 1012-A | Nut (R.H. and L.H. hub) | 2 | D6TZ 1102-D | Hub and rotor assy. (front) |
| 2 | D6TZ 1102-B | Hub and rotor assy. (front) | 2 | D5TZ 1104-J | Hub |
| AR | D2TZ 1107-B | Bolt (R.H. and L.H. hub) | 16 | C8TZ 1107-E | Bolt (R.H. and L.H. hub) |
| 2 | D5UZ 1190-A | Retainer | 2 | D6TZ 1111-A | Rotor |
| 2 | B 1195 | Washer | 16 | C7TZ 1120-B | Nut (R.H. and L.H. hub) |
| 2 | 8A 1202 | Cup (outer bearing) | 2 | D5UZ 1190-A | Retainer |
| 2 | C8TZ 1216-A | Bearing (outer) | 2 | B 1195 | Washer |
| 2 | C9AZ 4221-A | Bearing (inner) | 2 | 8A 1202 | Cup (outer bearing) |
| 2 | C9AZ 4222-A | Cup (inner bearing) | 2 | C8TZ 1216-A | Bearing (outer) |
| PARTS LIST NO. 240 | | | 2 | C9AZ 4221-A | Bearing (inner) |
| 2 | D6TZ 1102-C | Hub and rotor assy. (front) | 2 | C9AZ 4222-A | Cup (inner bearing) |
| AR | D2TZ 1107-C | Bolt (R.H. and L.H. hub) | | | |
| AR | C7TZ 1120-A | Nut (R.H. and L.H. hub) | | | |
| 2 | D5UZ 1190-A | Retainer | | | |
| 2 | B 1195 | Washer | | | |
| 2 | 8A 1202 | Cup (outer bearing) | | | |
| 2 | C8TZ 1216-A | Bearing (outer) | | | |
| 2 | C9AZ 4221-A | Bearing (inner) | | | |
| 2 | C9AZ 4222-A | Cup (inner bearing) | | | |

1973/79 TRUCK SERIES 100/500

HOW TO UTILIZE REAR HUB and DRUM PARTS LIST

1. Determine rear axle capacity of the truck model for which the part is desired.
2. Select appropriate parts list number from the Model Application Chart shown below
3. Refer to Parts List (starting on page 2) for the following items:

| | | | |
|--------|------------------------------------|------|---|
| 1012 | Nut-hub | 1175 | Retainer-rear wheel grease |
| 1107-8 | Bolt-hub | 1239 | Cup-rear wheel outer bearing |
| 1109 | Hub assy.-rear | 1240 | Cone and roller assy.-rear wheel outer bearing |
| 1118-9 | Bolt-hub | 1243 | Cup-rear wheel inner bearing |
| 1120-1 | Nut-hub | 1244 | Cone and roller assy.-rear wheel inner bearing |
| 1124 | Washer-rear wheel bearing nut lock | | |
| 1126 | Drum-rear brake | | |
| 1134-5 | Nut-hub | | |

For dimensions or identification numbers on the above items, refer to the appropriate group

MODEL APPLICATION CHART for REAR HUBS, DRUMS & RELATED PARTS

For Front Hubs, Drums, etc., refer to Section 11.1

| MODEL | REAR AXLE CAPACITY (LBS.) | BRAKE SIZE (INCHES) | YEAR | WHEEL | | MAKE @ | PARTS LIST No. ● |
|---|---------------------------------|--------------------------|----------------|---------|-------------|---------------|------------------------|
| | | | | † SPOKE | ‡ DISC | | |
| Notes: @ D-Dayton, G-Gunite, K-Kelsey Hayes, † Size Shown ‡ Number of holes for mounting studs shown. ● Parts Lists start on page 2. | | | | | | | |
| B500 | 13000 15000 | 15 x 4 15 x 5 | 73/77 73/77 | | 6 6 6 | D D G-K | 258 259 260 |
| E100 | 3050 | 10 x 1 3/4 | 73/74 | | 5 | | 1 |
| E100/150 | "Before Ser. A25,000" | 2750, 3300, 3600 | 11 x 2 1/4 | 75/75 | 5 | B | 13 |
| E100/150 | "From Ser. A25,000" | 2750, 3300, 3600 | 11 x 2 1/4 | 75/ | 5 | K | 309 |
| E200 | 3300 | 11 x 2 1/4 | 73/74 | | 5 | K | 13 |
| E250 | "Before 9/18/78" | 5300 | 12 x 2 1/2 | 75/79 | 8 | K | 305 |
| E250 | "From 9/18/78" | 5300 | 12 x 2 1/2 | 79 | 8 | K-B | 310 |
| E300 -- w/single rears | 5050 | 12 x 2 1/2 | 73/74 | | 8 | K | 207 |
| E300 -- w/dual rears | 5050 | 12 x 3 | 73/74 | | 8 | K | 254 |
| E350 -- w/single rears | "Before Ser. CE0,001" | 7400 | 12 x 3 | 75/78 | 8 | D | 306 |
| E350 -- w/single rears | "From Ser. CE0,001" | 7400 | 12 x 3 | 78/ | 8 | D | 312 |
| E350 -- w/dual rears | "Before Ser. A75,000" | 7400 | 12 x 3 | 75/76 | 8 | K | 307 |
| E350 -- w/dual rears | "From Ser. A75,000" | 7400 | 12 x 3 | 76/ | 8 | D | 308 |
| F100/150 | "Before Ser A25,000" | 2.9M,3.3M,3.6M,3.7M | 11 x 2 1/4 | 73/75 | 5 | K | 13 |
| F100/150 | "From Ser. A25,000" | 2.9M, 3.3M, 3.6M, 3.7M | 11 x 2 1/4 | 75/ | 5 | K | 309 |
| F250 -- 2/W/D | 5300 | 12 x 2 1/2 12 1/8 x 2 | 73/ | | 8 | K | 207 |
| F250 -- 4/W/D | "Before 9/18/78" | 5300 | 12 x 2 1/2 | 73/79 | 8 | K | 206 |
| F250/350 -- 4/W/D | "From 9/18/78" | 5300 | 12 x 2 1/2 | 79 | 8 | K-B | 207 |
| F350 -- exc. super cab | "Before 9/18/78" | 7400 | 12 x 3 | 73/79 | 8 | K | 310 |
| F350 -- exc. super cab-2/W/D | "From 9/18/78" | 7400 | 12 x 3 | 79 | 8 | K&D | 254 |
| F350 -- super cab | "Before Ser. CE0,001" | 7400 | 12 x 3 | 74/78 | 8 | D | 313 |
| F350 -- super cab | "From Ser. CE0,001" | 7400 | 12 x 3 | 78/ | 8 | D | 298 |
| F500 | 13000 15000 | 15 x 4 15 x 5 | 73/77 73/77 | | 6 6 6 | D D G-K | 258 259 260 |
| M450/500 | 13000 | 15 x 4 | 73/76 | | 6 | D | 258 |
| P350 | 5200 7400 | 12 x 2 1/2 12 x 3 | 73/76 73/76 | | 8 8 | K K | 207 254 |
| P400 | 7400 | 12 x 3 | 73/76 | | 8 | K | 254 |
| P500 | 13000 | 14 1/8 x 3 1/2 | 73/77 | | 5 | | 257 |

1973/79
TRUCK SERIES 100/500

| QTY. | PART NUMBER | DESCRIPTION | QTY. | PART NUMBER | DESCRIPTION |
|--------------------------------------|-------------|---|---------------------------|-------------|---|
| REAR HUB and DRUM PARTS LISTS | | | | | |
| PARTS LIST NO. 1 | | | PARTS LIST NO. 257 | | |
| 10 | COAZ 1012-A | Nut (R.H. and L.H. hub) | 2 | TEAA 1109-B | Hub |
| 10 | C1AZ 1107-A | Bolt (R.H. and L.H. hub) | 5 | TDAA 1118-A | Bolt (R.H. hub) |
| 2 | D1UZ 1126-A | Drum | 5 | TDAA 1119-A | Bolt (L.H. hub) |
| | 1175 | Retainer—refer to group 1177 | 2 | 01T 1124 | Washer |
| 2 | D0AZ 1225-A | Bearing (inner) | 2 | D1TZ 1126-C | Drum |
| PARTS LIST NO. 13 | | | 5 | BB 1134 | Nut (R.H. hub) |
| 10 | COAZ 1012-A | Nut (R.H. and L.H. hub) | 5 | BB 1135 | Nut (L.H. hub) |
| 10 | A9AZ 1107-B | Bolt (R.H. and L.H. hub) | 2 | D0TZ 1175-A | Retainer |
| 2 | D4TZ 1126-A | Drum | 2 | BB 1239-A | Cup (outer bearing) |
| | 1175 | Retainer—refer to group 1177 | 2 | BB 1240-A | Bearing (outer) |
| 2 | C6TZ 1181-A | Seal—Dana (Spicer) locker axles (60-3) | 2 | B6T 1243-A | Cup (inner bearing) |
| 2 | C6TZ 1225-A | Bearing kit—Dana (Spicer) locker axles (60-3) | 2 | B6T 1244-B | Bearing (inner) |
| 2 | C9AZ 1225-A | Bearing—3.3M axle (ball bearing) | PARTS LIST NO. 258 | | |
| 2 | D0TZ 1225-A | Bearing—3.6M axle (ball bearing) | 6 | C8TZ 1107-A | Bolt (R.H. hub) |
| 2 | D4AZ 1225-A | Bearing — (taper bearing) | 6 | C8TZ 1107-B | Bolt (L.H. hub) |
| PARTS LIST NO. 206 | | | 2 | C5TZ 1109-T | Hub |
| 16 | COAZ 1012-A | Nut (R.H. and L.H. hub) | 2 | 01T 1124 | Washer |
| 16 | D2TZ 1107-A | Bolt (R.H. and L.H. hub) | 2 | C8TZ 1126-B | Drum |
| 2 | C9TZ 1109-T | Hub | 6 | BB 1134 | Nut (R.H. hub) |
| 2 | B6Y 1124-A | Washer | 6 | BB 1135 | Nut (L.H. hub) |
| 2 | D1TZ 1126-A | Drum | 2 | D0TZ 1175-A | Retainer (grease)—w/o Stemco—wet type seals |
| 2 | C9TZ 1175-A | Retainer | 2 | D0HZ 1175-A | Kit (grease retainer)—w/Stemco—wet type seals |
| 4 | C7TZ 1239-A | Cup (inner and outer bearing) | 2 | BB 1239-A | Cup (outer bearing) |
| 4 | C7TZ 1240-A | Bearing (inner and outer) | 2 | BB 1240-A | Bearing (outer) |
| 2 | D4AZ 1225-A | Bearing 3.75M axle | 2 | B6T 1243-A | Cup (inner bearing) |
| PARTS LIST NO. 207 | | | 2 | B6T 1244-B | Bearing (inner) |
| 16 | COAZ 1012-A | Nut (R.H. and L.H. hub) | PARTS LIST NO. 259 | | |
| 16 | D2TZ 1107-A | Bolt (R.H. and L.H. hub) | 6 | C8TZ 1107-A | Bolt (R.H. hub) |
| 2 | C9TZ 1109-T | Hub | 6 | C8TZ 1107-B | Bolt (L.H. hub) |
| 2 | B6Y 1124-A | Washer | 2 | C4TZ 1109-B | Hub |
| 2 | D1UZ 1126-B | Drum | 2 | B4T 1124-A | Washer |
| 2 | C9TZ 1175-A | Retainer | 2 | C8TZ 1126-E | Drum |
| 4 | C7TZ 1239-A | Cup (inner and outer bearing) | 6 | BB 1134 | Nut (R.H. hub) |
| 4 | C7TZ 1240-A | Bearing (inner and outer) | 6 | BB 1135 | Nut (L.H. hub) |
| PARTS LIST NO. 254 | | | 2 | D0TZ 1175-B | Retainer (grease)—w/o Stemco—wet type seals |
| 8 | D0TZ 1107-A | Bolt (R.H. hub) | 2 | D0HZ 1175-B | Kit (grease retainer)—w/Stemco—wet type seals |
| 2 | C9TZ 1109-U | Hub | 2 | B6T 1240-A | Bearing (outer) |
| 8 | D0TZ 1119-A | Bolt (L.H. hub) | 2 | B4Q 1243-A | Cup (inner bearing) |
| 8 | C7TZ 1120-A | Nut (R.H. hub)—w/dual rears | 2 | B6T 1243-A | Cup (outer bearing) |
| 8 | C7TZ 1120-B | Nut (R.H. hub)—w/single rears | 2 | B6T 1244-C | Bearing (inner) |
| 8 | C7TZ 1121-A | Nut (L.H. hub)—w/dual rears | | | |
| 8 | C7TZ 1121-B | Nut (L.H. hub)—w/single rears | | | |
| 2 | B6Y 1124-A | Washer | | | |
| 2 | D1TZ 1126-D | Drum | | | |
| 2 | C9TZ 1175-B | Retainer | | | |
| 2 | C7TZ 1239-A | Cup (outer bearing) | | | |
| 2 | C7TZ 1240-A | Bearing (outer) | | | |
| 2 | TCAA 1243-A | Cup (inner bearing) | | | |
| 2 | C7TZ 1244-A | Bearing (inner) | | | |

1973/79
TRUCK SERIES 100/500

| QTY. | PART NUMBER | DESCRIPTION | QTY. | PART NUMBER | DESCRIPTION |
|--------------------|--------------|--|-----------------------------|-------------|---|
| REAR HUB and DRUM | | | PARTS LISTS — Cont'd | | |
| PARTS LIST NO. 260 | | | PARTS LIST NO. 307 — Cont'd | | |
| 6 | C8TZ 1107-A | Bolt (R.H. hub) | 2 | C7TZ 1240-A | Bearing (outer) |
| 6 | C8TZ 1107-B | Bolt (L.H. hub) | 2 | TCAA 1243-A | Cup (inner bearing) |
| 2 | C4TZ 1109-B | Hub | 2 | C7TZ 1244-A | Bearing (inner) |
| 2 | B4T 1124-A | Washer | PARTS LIST NO. 308 | | |
| 2 | C8TZ 1126-H | Drum | 8 | D0TZ 1107-A | Bolt (R.H. hub) |
| 6 | BB 1134 | Nut (R.H. hub) | | 1109 | Hub — use 1113 or 1114 assy. |
| 6 | BB 1135 | Nut (L.H. hub) | 1 | D6UZ 1113-A | Hub & drum assy.—R.H. |
| 2 | D0TZ 1175-B | Retainer (grease)—w/o Stemco-wet type seals | 1 | D6UZ 1114-A | Hub & drum assy.—L.H. |
| 2 | D0HZ 1175-B | Kit (grease retainer)—w/Stemco-wet type seals | 8 | D0TZ 1119-A | Bolt (L.H. hub) |
| 2 | B6T 1240-A | Bearing (outer) | 8 | C7TZ 1120-B | Nut (R.H. hub) |
| 2 | B4Q 1243-A | Cup (inner bearing) | 8 | C7TZ 1121-B | Nut (L.H. hub) |
| 2 | B6T 1243-A | Cup (outer bearing) | 2 | B6Y 1124-A | Washer |
| 2 | B6T 1244-C | Bearing (inner) | | 1126 | Drum — use 1113 or 1114 assy. |
| PARTS LIST NO. 298 | | | 2 | D6UZ 1175-A | Retainer |
| 8 | D0TZ 1107-A | Bolt (R.H. hub) | 2 | C7TZ 1239-A | Cup (outer bearing) |
| | 1109 | Hub — use 1113 or 1114 assy. | 2 | C7TZ 1240-A | Bearing (outer) |
| 1 | ★D4UZ 1113-A | Hub & drum assy.—R.H.—r/b D8TZ 1113-C(10/79) | 2 | D6UZ 1243-A | Cup (inner bearing) |
| 1 | ★D4UZ 1114-A | Hub & drum assy.—L.H.—r/b D8TZ 1114-B(10/79) | 2 | D6UZ 1244-A | Bearing (inner) |
| 8 | D0TZ 1119-A | Bolt (L.H. hub) | PARTS LIST NO. 309 | | |
| 8 | C7TZ 1120-B | Nut (R.H. hub) | 10 | COAZ 1012-A | Nut (R.H. and L.H. hub) |
| 8 | C7TZ 1121-B | Nut (L.H. hub) | 10 | D6AZ 1107-A | Bolt (R.H. and L.H.) |
| 2 | B6Y 1124-A | Washer | 2 | D6TZ 1126-A | Drum |
| | 1126 | Drum—use 1113 or 1114 assy. | | 1175 | Retainer—refer to group 1177 |
| 2 | C9TZ 1175-B | Retainer | 2 | C6TZ 1181-A | Seal—Dana (Spicer) locker |
| 2 | C7TZ 1239-A | Cup (outer bearing) | 2 | C9AZ 1225-A | Bearing—(ball bearing) 3.3M axle—exc. Dana 44 axle |
| 2 | C7TZ 1240-A | Bearing (outer) | 2 | D0TZ 1225-A | Bearing—(ball bearing) 3.6M, 3.75M axle—exc. Dana 44 axle |
| 2 | TCAA 1243-A | Cup (inner bearing) | 2 | D4AZ 1225-A | Bearing (taper)—exc. Dana 44 axle |
| 2 | C7TZ 1244-A | Bearing (inner) | 2 | ★ 1225 | Bearing (Dana 44 axes)—serviced in 4234 shaft assy. only |
| PARTS LIST NO. 305 | | | PARTS LIST NO. 310 | | |
| 16 | COAZ 1012-A | Nut (R.H. and L.H. hub) | 16 | COAZ 1012-A | Nut (R.H. and L.H. hub) |
| 16 | D2TZ 1107-A | Bolt (R.H. and L.H. hub) | 2 | D2TZ 1107-A | Bolt (R.H. & L.H.) |
| 2 | C9TZ 1109-T | Hub | 2 | D8TZ 1113-B | Hub & drum assy. (R.H. & L.H.) |
| 2 | D1UZ 1126-B | Drum | 2 | B6Y 1124-A | Washer |
| 2 | D5UZ 1175-A | Retainer | 2 | D5UZ 1175-A | Retainer |
| 4 | C7TZ 1239-A | Cup (inner and outer cup) | 4 | C7TZ 1239-A | Cup (bearing) |
| 4 | C7TZ 1240-A | Bearing (inner and outer) | 4 | C7TZ 1240-A | Bearing |
| PARTS LIST NO. 306 | | | PARTS LIST NO. 311 | | |
| 8 | D0TZ 1107-A | Bolt (R.H. hub) | 8 | D0TZ 1107-A | Bolt (R.H. hub) |
| | 1109 | Hub—use 1113 or 1114 assy. | 1 | D8TZ 1113-C | Hub & drum assy. (R.H.) |
| 1 | ★D4UZ 1113-A | Hub and Drum assy.—R.H.—r/b D8TZ 1113-C(10/79) | 1 | D8TZ 1114-B | Hub & drum assy. (L.H.) |
| 1 | ★D4UZ 1114-A | Hub and Drum assy.—L.H.—r/b D8TZ 1114-B(10/79) | 8 | D0TZ 1119-A | Bolt (L.H. hub) |
| 8 | D0TZ 1119-A | Bolt (L.H. hub) | 8 | C7TZ 1120-B | Nut (R.H. hub) |
| 8 | C7TZ 1120-B | Nut (R.H. hub) | 8 | C7TZ 1121-B | Nut (L.H. hub) |
| 8 | C7TZ 1121-B | Nut (L.H. hub) | 2 | B6Y 1124-A | Washer |
| | 1126 | Drum—use 1113 or 1114 assy. | 2 | C9TZ 1175-B | Retainer |
| 2 | D5UZ 1175-B | Retainer | 2 | C7TZ 1239-A | Cup (outer) |
| 2 | C7TZ 1239-A | Cup (outer bearing) | 2 | C7TZ 1240-A | Bearing (outer) |
| 2 | C7TZ 1240-A | Bearing (outer) | 2 | TCAA 1243-A | Cup (inner) |
| 2 | TCAA 1243-A | Cup (inner bearing) | 2 | C7TZ 1244-A | Bearing (inner) |
| 2 | C7TZ 1244-A | Bearing (inner) | PARTS LIST NO. 312 | | |
| PARTS LIST NO. 307 | | | 8 | D0TZ 1107-A | Bolt (R.H. hub) |
| 8 | D0TZ 1107-A | Bolt (R.H. hub) | 1 | D8TZ 1113-C | Hub & drum assy. (R.H.) |
| 2 | C9TZ 1109-U | Hub | 1 | D8TZ 1114-B | Hub & drum assy. (L.H.) |
| 8 | D0TZ 1119-A | Bolt (L.H. hub) | 8 | D0TZ 1119-A | Bolt (L.H. hub) |
| 8 | C7TZ 1120-A | Nut (R.H. hub) | 8 | C7TZ 1120-B | Nut (R.H. hub) |
| 8 | C7TZ 1121-A | Nut (L.H. hub) | 8 | C7TZ 1121-B | Nut (L.H. hub) |
| 2 | D1TZ 1126-D | Drum | 2 | D5UZ 1175-B | Retainer |
| 2 | D5UZ 1175-B | Retainer | 2 | C7TZ 1239-A | Cup (outer) |
| 2 | C7TZ 1239-A | Cup (outer bearing) | 2 | C7TZ 1240-A | Bearing (outer) |
| 2 | C7TZ 1244-A | Bearing (inner) | 2 | TCAA 1243-A | Cup (inner) |
| 2 | C7TZ 1244-A | Bearing (inner) | 2 | C7TZ 1244-A | Bearing (inner) |

APRIL, 1980

COPYRIGHT © 1980—

FORD MOTOR
COMPANY

—DEARBORN, MICHIGAN

CHANGE 1

1973/79
TRUCK SERIES 100/500

| QTY. | PART NUMBER | DESCRIPTION | QTY. | PART NUMBER | DESCRIPTION |
|--|--------------------------|-------------------------------|------|---|-------------------------------|
| REAR HUB and DRUM PARTS LISTS — Cont'd | | | | | |
| PARTS LIST NO. 313 | | | | | |
| 8 | DOTZ 1107-A | Bolt (R.H. hub) | 8 | C7TZ 1121-A | Nut (L.H. hub)-w/dual rears |
| 1 | D8TZ 1113-A | Hub & drum assy. (R.H.) | 8 | C7TZ 1121-B | Nut (L.H. hub)-w/single rears |
| 1 | D8TZ 1114-A | Hub & drum assy. (L.H.) | 2 | B6Y 1124-A | Washer |
| 8 | DOTZ 1119-A | Bolt (L.H. hub) | 2 | C9TZ 1175-B | Retainer |
| 8 | C7TZ 1120-A | Nut (R.H. hub)-w/dual rears | 2 | C7TZ 1239-A | Cup (outer bearing) |
| 8 | C7TZ 1120-B | Nut (R.H. hub)-w/single rears | 2 | C7TZ 1240-A | Bearing (outer) |
| | | | 2 | TCAA 1243 | Cup (inner bearing) |
| | | | 2 | C7TZ 1244-A | Bearing (inner) |
| YEAR | MODEL/RESTRICTIONS | PART NUMBER | | DESCRIPTION | QTY. |
| 73/ | F350, P350/400 | 72292-S8 | | (N-76)-pin (wheel pilot)-5/16" x 1 1/2" | 1 |
| | | 356085-S8 | | (MM-14)-nut-1 1/16"-5/8" | AR |
| 73/ | E300, F250/350, P350/400 | 384238-S100 | | (BB-429-UQ)-bolt-(to attach (1113-14) to axle shaft (4234)-hex. hd.-7/16"-14 x 1 3/8" | AR |

1973/79
TRUCK SERIES 100/500

2001 SHOE and LINING KIT (BRAKE) -
For Model Application - Refer to Front or Rear Brake Parts Lists in Section 20.1 and 22.1

| PART NUMBER | Consists of Shoe and Lining | PART NUMBER | Consists of Shoe and Lining |
|-------------|-----------------------------|-------------|-------------------------------|
| D1TZ 2001-A | 2-Primary 2-Secondary | D2UZ 2001-A | 2-D2UZ 2018-A 2-D2UZ 2019-A |
| D1TZ 2001-B | 2-Primary 2-Secondary | D3TZ 2001-A | 2-D20A 2018-DA 2-D3TZ 2B486-A |
| D2TZ 2001-A | 2-Primary 2-Secondary | | 2-D3TA 2019-CA 2-D3TZ 2B487-A |
| D2TZ 2001-B | 2-Primary 2-Secondary | | 2-D20Z 2B164-A |
| D2TZ 2001-E | 4-D3TA 2018-AB | D3TZ 2001-C | 2-Primary 1-Secondary |

| QTY. PART NUMBER DESCRIPTION | QTY. PART NUMBER DESCRIPTION |
|---|--|
| 2004 CYLINDER REPAIR KIT (BRAKE MASTER) - For Model usage refer to Booster Parts Lists in Section 23.1 | |
| B9J 2004-A Consists of 1-91A 2151 Gasket 1-91A 2152 Gasket 1-TBAK 2169-A Piston 1-91T 2173-A Cup | D3TZ 2004-A Consists of 2-CODD 2A122-A Seat or 2-D4DA 2B220-AA Seat 1-C9TA 2169-A Piston 1-C9TA 2A502-A Piston |
| C1TZ 2004-C Consists of 1-TYBJ 2169-A Piston 1-7EQ 2173 Cup | D3TZ 2004-B Consists of 2-CODD 2A122-A Seat or 2-D4DA 2B220-AA Seat 1-D3TA 2169-AB Piston 1-D3TA 2A502-BA Piston |
| C1TZ 2004-D Consists of 1-TBAK 2169-A Piston 1-91T 2173 Cup 1-91T 2174 Snap ring | D3TZ 2004-C Consists of 1-D3TA 2A043-AA Push Rod 2-CODD 2A122-A Seat or 2-D4DA 2B220-AA Seat 1-D3TA 2169-AA Piston 1-OA 2180 Boot |
| C8TZ 2004-G Consists of 1-Washer 3-Snap rings 1-Check valve assy. 1-Piston 2-"O" rings | D3UZ 2004-A Consists of 1-D0UA 2A043-B Push Rod 1-C9TA 2169-A Piston 2-CODD 2A122-A Seat or 2-D4DA 2B220-AA Seat 1-D0UA 2180-B Boot 1-C7AA 2B224-A Retainer |
| C9TZ 2004-E Consists of 1-Primary piston assy. 2-Pressure cups 1-Cup protector 1-Pumping cup 3-"O" ring seals 2-Residual valves | D4TZ 2004-D Consists of 1-D3TA 2A043-AA Push rod 2-CODD 2A122-A Seat or 2-D4DA 2B220-AA Seat 1-D4TA 2169-AA Piston |
| C9TZ 2004-H Consists of 1-Primary piston assy. 2-Pressure cups 1-Cup protector 1-Pumping cup 3-"O" ring seals | D4TZ 2004-E Consists of 2-CODD 2A122-A Seat or 2-D4DA 2B220-AA Seat 1-D4TA 2169-DA Piston |

1973/79
TRUCK SERIES 100/500

| QTY. | PART NUMBER | DESCRIPTION | QTY. | PART NUMBER | DESCRIPTION |
|--|---------------|-------------------------------|-------------|---------------|-------------|
| 2004 CYLINDER REPAIR KIT (BRAKE MASTER) – For Model usage refer to Booster Parts Lists in Section 23.1 – Cont'd | | | | | |
| ★ | D4TZ 2004-F | r/b D3TZ-A, D3UZ-A, or D5TZ-B | | D5UZ 2004-C | |
| Consists of | | | Consists of | | |
| 2- | C0DD 2A122-A | Seat | 1- | C9TA 2A502-BA | Piston |
| or | | | 1- | D20A 2A511-AD | Stop |
| 2- | D4DA 2B220-AA | Seat | 1- | 97615-S | Ring |
| 1- | D4TA 2169-BA | Piston | 1- | D4TA 2169-DA | Piston |

| YEAR | MODEL/RESTRICTIONS | PART NUMBER | DESCRIPTION | QTY. |
|---|---|--|--|------------------------------|
| 2K004-5 SHIELD (FRONT DISC BRAKES ROTOR) | | | | |
| 75/ | E100/150 | (RH) D5UZ 2K004-B | (LH) D5UZ 2K005-B | 1 |
| 75 | E250/350 | (RH) D5UZ 2K004-A | (LH) D5UZ 2K005-A | 1 |
| 76/ | E250/350 | D6TZ 2K004-A | | 2 |
| 73 | F100/250 -- 2/W/D with single piston "Before Ser. R00,001" | (RH) D3TZ 2K004-A | (LH) D3TZ 2K005-A | 1 |
| 73/74 | F100/250 -- 2/W/D with single piston "From Ser. R00,001 to Ser. U60,001" | (RH) D3TZ 2K004-B | (LH) D3TZ 2K005-B | 1 |
| | | | | Includes D3TZ 2B160-A gasket |
| 74/ | F100/250 -- 2/W/D with single piston "From Ser. U60,001" | (RH) D4TZ 2K004-B | (LH) D4TZ 2K005-B | 1 |
| 76/ | F100/150 -- 4/W/D | (RH) D6TZ 2K004-B | (LH) D6TZ 2K005-A | 1 |
| 73/75 | F250/350 -- 2/W/D with dual piston | C8TZ 2K004-A | | 2 |
| 76/ | F250/350 -- 2/W/D with dual piston | D6TZ 2K004-A | | 2 |
| 76/77 | F250 -- 4/W/D with dual piston "Before Ser. Y40,001" | (RH) ★ D6TZ 2K004-C r/bD8TZ 2K004-A | (LH) ★ D6TZ 2K005-B r/bD8TZ 2K005-A | 1 |
| 77 | F250 -- 4/W/D with dual piston "From Ser. Y40,001" | (RH) ★ D7TZ 2K004-A r/bD8TZ 2K004-A | (LH) ★ D7TZ 2K005-A r/bD8TZ 2K005-A | 1 |
| 78/ | F250 -- 4/W/D with dual piston | (RH) D8TZ 2K004-A | (LH) D8TZ 2K005-A | 1 |

2005 Refer to Booster Parts List in Section 23.1

| PART NUMBER | CONSISTS OF | | PART NUMBER | CONSISTS OF | |
|-------------|-------------|--------|-------------|-------------|--------|
| | LINING | RIVETS | | LINING | RIVETS |

2007 LINING KIT (BRAKE SHOE) –
For Model Application – Refer to Front or Rear Brake Parts Lists in Sections 20.1 and 22.1

Notes: Pri. – Primary, Sec. – Secondary

| | | | | | |
|-------------|-----------------------------------|-------------|----------------------------|----------------------------------|------------------------|
| B3T 2007-A | 2-TDAA 2021-B 2-TDAA 2022-B | 55-357082-S | C8TZ 2007-T C8TZ 2007-U | 4-C8TZ 2284-N 4-C8TZ 2284-R | 60-rivets 60-rivets |
| B3T 2007-D | 4-TDAA 2284-C, H 4-TSAH 2284-B | 60-Rivets | D1TZ 2007-A D1TZ 2007-B | 2-Pri., 2-Sec. 2-Pri., 2-Sec. | 48-rivets 48-rivets |
| B7Q 2007-B | 4-TYBJ 2284-A | 60-Rivets | D2TZ 2007-A | 2-Pri., 2-Sec. | 48-rivets |
| C3TZ 2007-D | 2-C3TZ 2021-A 2-C3TZ 2022-A | 55-357082-S | D2TZ 2007-B D2TZ 2007-C | 2-Pri., 2-Sec. 2-Pri., 2-Sec. | 48-rivets 48-rivets |
| C5TZ 2007-E | 4-C5TZ 2284-F | 60-356936-S | D2TZ 2007-D | 2-Pri., 2-Sec. | 48-rivets |
| C5TZ 2007-F | 4-C5TZ 2284-D | 60-356936-S | D2UZ 2007-A | 2-D1UZ 2284-A 2-D2UZ 2285-A | 50-351939-S |
| C5TZ 2007-G | 4-C5TZ 2284-E | 56-356936-S | | | |
| C6TZ 2007-A | 2-Pri., 2-Sec. | 62-rivets | D2UZ 2007-B | 2-D2UZ 2021-A 2-D2UZ 2022-A | 50-351939-S |
| C8TZ 2007-L | 4-C8TZ 2284-J | 60-357092-S | | | |
| C8TZ 2007-M | 4-C8TZ 2284-K | 60-357092-S | D3TZ 2007-A | 2-Pri., 2-Sec. | 53-rivets |
| C8TZ 2007-N | 4-C8TZ 2284-L | 60-357092-S | | | |

| YEAR | MODEL/RESTRICTIONS | PART NUMBER | DESCRIPTION | QTY. |
|--|---|--------------|-------------|------|
| 2012-3 Refer to Front Brake Parts List – Section 20.1 | | | | |
| 2B013 MANIFOLD and CHECK VALVE ASSY. (BRAKE VACUUM BOOSTER)– Also refer to Booster Parts List Section 23.1 | | | | |
| 73/77 | B-F500 -- w/o vacuum tanks | C3TZ 2B013-D | | 1 |
| 73/77 | B-F500 -- w/vacuum gauge and 13" dash mounted booster | C3TZ 2B013-C | | 1 |

1973/79
TRUCK SERIES 100/500

| YEAR | MODEL/RESTRICTIONS | PART NUMBER | DESCRIPTION | QTY. |
|--------|---|-----------------|--|------|
| 2B014 | Refer to Booster Parts List - Section 23.1 | | | |
| 2018-9 | Refer to Front Brake Parts List - Section 20.1 | | | |
| 2021-2 | Supplied in 2007 Kits | | | |
| 2A021 | Refer to Booster Parts List - Section 23.1 | | | |
| 2B023 | Refer to Booster Parts List - Section 23.1 | | | |
| 2027-9 | Refer to Front or Rear Brake Parts Lists - Sections 20.1 and 22.1 | | | |
| 2031 | BRACKET ASSY. (BRAKE PEDAL LINK and LEVER) | | | |
| 73 | E100/300 - - split hyd. vacuum drum brakes | D2UZ 2031-A | | 1 |
| 2031-2 | BRACKET (POWER BRAKE BOOSTER MOUNTING) - For Booster Identification and Booster Parts Lists, refer to Section 23.1 | | | |
| 73/76 | M450/500 | D3HZ 2031-A | # D3HS 2031-EA-10 1/4" long | 2 |
| | | D3HZ 2031-B | # D3HS 2031-FA-7 3/8" long | 2 |
| 73/77 | P500 | B7J 2031-A | Front-use/TEAA 2005-B (booster)-hyd. | 1 |
| | | ★ B7J 2032-A | Rear | 1 |
| 73/77 | P500 | 20391-S8 | (B-183)-bolt (booster to bracket)-7/16"-20 x 1" | 2 |
| | | 34808-S8 | (X-67)-lockwasher-7/16" | |
| 73/77 | P500 | 33846-S8 | (M-69)-nut (bracket to booster)-1/2"-13 | 1 |
| | | 34809-S8 | (X-68)-lockwasher-1/2" | |
| 73/77 | P500 | 20389-S8 | (B-171)-bolt-(bracket to frame)-3/8"-24 x 1" | 4 |
| 73/ | F250/350, P350/400 | | | 3 |
| | | 33800-S8 | (M-63)-nut-3/8"-24 | |
| | | 34807-S8 | (X-66)-lockwasher-3/8" | |
| 2K032 | TUBE ASSY. (BRAKE HYDRAULIC) - STRAIGHT - Improvise from bulk tubing (2269) and improvise insulators from rubber hose, friction tape, etc. | | | |
| 73/ | | 87943-S32 | (I-21)-fitting-1/4" tube-7/16"-24 | 2 |
| 73/ | | 372130-S36 | (MM-108-D)-nut-1/4" tube-1/2"-20 inverted flared tube | 2 |
| 2035-6 | Refer to Front or Rear Brake Parts Lists - Sections 20.1 and 22.1 | | | |
| 2A036 | GAUGE ASSY. (BRAKE VACUUM) | | | |
| 73/77 | B-F-P500 | D5HZ 2A036-A | | 1 |
| 73/76 | P400 | | | 1 |
| 2A037 | HOSE (BRAKE BOOSTER RESERVOIR TANK GAUGE) - Improvise from bulk hose (17543) | | | |
| 73/ | | 377760-S | (II-100-A)-hose-tee-(3 way)-1/2" x 1/2" x 1/4" | 1 |
| 73/ | | 380063-S | (II-2E)-nipple-(to manifold fitting) | 1 |
| 73/ | | 380064-S | (II-10-J)-elbow (to manifold fitting)-1/4"-18 | 1 |
| 2A040 | TUBE ASSY. (BRAKE MASTER CYLINDER TO CONNECTOR) - Improvise from bulk tubing (2269) and improvise insulators from rubber hose, friction tape, etc. | | | |
| 73/76 | P350/400 - - w/o booster | ★ C9TZ 2A040-C | Front outlet of master cylinder- "Before Ser. X20,001" | 1 |
| | | r/bD5TZ 2A040-E | Front outlet of master cylinder- "From Ser X20,001" | 1 |
| | | D5TZ 2A040-E | Front outlet of master cylinder- "From Ser X20,001" | 1 |
| | | C9TZ 2A040-B | Rear outlet of master cylinder- "Before Ser. X20,001" | 1 |
| | | D5TZ 2A040-D | Rear outlet of master cylinder- "From Ser. X20,001" | 1 |
| 73/76 | P350/400 - - w/booster | ★ C9TZ 2A040-B | Front outlet of master cylinder- "Before Ser. X20,001" | 1 |
| | | r/bD5TZ 2A040-D | Front outlet of master cylinder "From Ser. X20,001" | 1 |
| | | D5TZ 2A040-D | Front outlet of master cylinder "From Ser. X20,001" | 1 |
| | | ★ C9TZ 2A040-C | Rear outlet of master cylinder- "Before Ser. X20,001" | 1 |
| | | r/bD5TZ 2A040-E | Rear outlet of master cylinder- "From Ser, X20,001" | 1 |
| | | D5TZ 2A040-E | Rear outlet of master cylinder- "From Ser, X20,001" | 1 |
| | | 370427-S | (II-136)-tee-4 way | 1 |
| | | 351735-S36 | (MM-105-G)-nut-3/8"-16 tube | AR |
| | | 351736-S36 | (MM-105-H)-nut-9/16"-18 x 7/16" tube | 1 |
| | | 382409-S | (GG-302)-clip-(tubes to body)-1/4" double | 3 |

1973/79
TRUCK SERIES 100/500

| YEAR | MODEL/RESTRICTIONS | PART NUMBER | DESCRIPTION | QTY. |
|-------|--|-------------|---|--------|
| 2A040 | TUBE ASSY. (BRAKE MASTER CYLINDER TO CONNECTOR) — Cont'd Improvise from bulk tubing (2269) and improvise insulators from rubber hose, friction tape, etc. | | | |
| | | 375096-S36 | (MM-105-F)-nut-1/2"-20 x 5/16" tube | AR |
| | | 358609-S8 | (MM-103)-nut-7/16"-24 x 5/16" tube | AR |
| | | 87942-S8 | (I-20)-fitting-connector nut-3/8"-24 tube | AR |
| 2041 | SCREW KIT (BRAKE ADJUSTING) For Model Application. Refer to Front or Rear Brake Parts Lists. Sections 20.1 and 22.1 | | | |
| 73/76 | 12 1/8" x 2" brakes | COAZ 2041-A | R.H. | 1 |
| | Consists of | | | |
| | 1-C1VV 2041-A | Screw | 1-C1AA 2048-A | Socket |
| | 1-C2AZ 2047-A | Nut | 1-373496-S43M | Washer |
| 73/76 | 12 1/8" x 2" brakes | COAZ 2041-B | L.H. | 1 |
| | Consists of | | | |
| | 1-C1AZ 2041-B | Screw | 1-C1AA 2048-A | Socket |
| | 1-C1AZ 2047-A | Nut | 1-373496-S43M | Washer |
| 73/ | 11" x 2", 11" x 2 1/4", 11" x 3" brakes | C1AZ 2041-C | R.H. | 1 |
| | Consists of | | | |
| | 1-C4TZ 2041-A | Screw | 1-C1AA 2048-A | Socket |
| | 1-C2AZ 2047-A | Nut | 1-373496-S43M | Washer |
| 73/ | 11" x 2", 11" x 2 1/4", 11" x 3" brakes | C1AZ 2041-D | L.H. | 1 |
| | Consists of | | | |
| | 1-C1AZ 2041-A | Screw | 1-C1AA 2048-A | Socket |
| | 1-C1AZ 2047-A | Nut | 1-373496-S43M | Washer |
| 73/74 | 10" x 1 3/4", 10" x 2 1/2" brakes | C4UZ 2041-C | R.H. | 1 |
| | Consists of | | | |
| | 1-C4UZ 2041-A | Screw | 1-C4UZ 2048-A | Socket |
| | 1-C4UZ 2047-A | Nut | 1-373496-S43M | Washer |
| 73/74 | 10" x 1 3/4", 10" x 2 1/2" brakes | C4UZ 2041-D | L.H. | 1 |
| | Consists of | | | |
| | 1-C4UZ 2041-B | Screw | 1-C4UZ 2048-A | Socket |
| | 1-C4UZ 2047-B | Nut | 1-373496-S43M | Washer |
| 73/ | 12" x 2 1/2", 12" x 3" brakes | C7TZ 2041-B | R.H. | 1 |
| | Consists of | | | |
| | 1-C6TZ 2041-B | Screw | 1-C6TZ 2047-B | Nut |
| 73/ | 12" x 2 1/2", 12" x 3" brakes | C7TZ 2041-C | L.H. | 1 |
| | Consists of | | | |
| | 1-C6TZ 2041-A | Screw | 1-C6TZ 2047-A | Nut |
| 2042 | Refer to Front or Rear Brake Parts Lists—Sections 20.1 and 22.1 | | | |
| 2046 | Refer to Front Brake Parts Lists — Section 20.1 | | | |
| 2A046 | HOSE (BRAKE CHECK VALVE TO INTAKE MANIFOLD) — Also refer to group 2-2352 — cut from bulk hose (4090) | | | |
| | | 87943-S8 | (I-21)-fitting-connector nut-7/16"-24 tube | AR |
| 2A047 | HOSE (POWER BRAKE BOOSTER) — Improvise from bulk hose (4090) | | | |
| 73/ | | 373002-S | (II-15)-elbow-(to engine)-hose-1/4"-18 x 3/8" | 1 |
| 73/ | | 374632-S | (II-11-A)-elbow-(to engine)-3/8"-18-90° | 1 |

1973/79
TRUCK SERIES 100/500

| YEAR | MODEL/RESTRICTIONS | PART NUMBER | DESCRIPTION | QTY. |
|--------|---|---------------|---|------|
| 2048-9 | Refer to Front or Rear Brake Parts Lists - Sections 20.1 and 22.1 | | | |
| 2051 | Refer to Front Brake Parts Lists - Section 20.1 | | | |
| 2A051 | BRACKET (BRAKE LINE SUPPORT) | | | |
| 76/77 | B-F500 | C8TZ 2A051-B | | 1 |
| 2052 | Refer to Front Brake Parts List - Section 20.1 | | | |
| 2B052 | TUBE (BRAKE BOOSTER CONNECTING) - Improvise from bulk tubing (2269) and improvise insulators from rubber hose, friction tape, etc. | | | |
| 2053 | Refer to Front or Rear Brake Parts Lists - Sections 20.1 and 22.1 | | | |
| 2055 | Refer to Rear Brake Parts Lists - Section 22.1 | | | |
| 2061-2 | Refer to Front or Rear Brake Parts Lists - Sections 20.1 and 22.1 | | | |
| 2063 | TANK ASSY. (BRAKE AIR RESERVOIR) | | | |
| 73/76 | B500 -- split H/V brakes | ★ TWAA 2063-A | 7 3/4" x 23 3/4" (1000 cubic inches)-Order from Bendix-Westinghouse No. 281835 | 1 |
| 73/77 | F500 -- single and split H/V brakes | | | 1 |
| 73/76 | M450/500 -- split H/V brakes | | | 1 |
| 77 | B500 -- split H/V brakes | D7TZ 2063-A | | 1 |
| 2066 | Refer to Front or Rear Brake Parts Lists - Sections 20.1 and 22.1 | | | |
| 2B067 | TUBE (BRAKE HAND CONTROL VALVE) - Improvise from bulk tubing (2269) and improvise insulators from rubber hose, friction tape, etc. | | | |
| 2068-9 | Refer to Front or Rear Brake Parts Lists - Sections 20.1 and 22.1 | | | |
| 2073 | BRACKET (REAR BRAKE HOSE SUPPORT) | | | |
| 73 | B500 -- split H/V brakes- "Before Ser. Q60, 001" | C8TZ 2073-A | | 1 |
| 73/77 | B500 -- split H/V brakes- "From Ser. Q60, 001" | D2TZ 2073-A | | 1 |
| 73/74 | E100/300 | C7TZ 2073-A | | 1 |
| 75/76 | E100/350 | D5UZ 2073-A | | 1 |
| 77/ | E100/350 | D7UZ 2073-A | | 1 |
| 73/ | F100/350 | C7TZ 2073-A | | 1 |
| 73 | F500 -- single and split H/V brakes- "Before Ser. Q60, 001" | C8TZ 2073-A | | 1 |
| 73/77 | F500 -- single and split H/V brakes- "From Ser. Q60, 001" | D2TZ 2073-A | | 1 |
| | | 20389-S8 | (B-171)-bolt-(bracket to side member)- L.H.-3/8"-24 x 1" | 1 |
| | | 34395-S8 | (M-99-A)-locknut-3/8"-24 | 1 |
| 73/76 | P350/400 | 59T 2073-B | | 1 |
| 73/77 | P500 | | | 1 |
| 73/76 | M450/500 | D2TZ 2073-A | | 1 |
| 2B073 | Refer to Booster Parts Lists - Section 23.1 | | | |
| 2074 | CONNECTOR (BRAKE PIPE TO REAR AXLE HOUSING) - For re-usable hose fittings refer to group 2269 | | | |
| 73/77 | B500 -- conventional & two speed axle | 01T 2074-B | | 1 |
| 73/77 | B500 -- split H/V brakes | C8TZ 2074-A | | 1 |
| 73/ | F350 | 01T 2074-A | | 1 |
| 73/77 | F500 -- conventional & two speed axle | 01T 2074-B | | 1 |
| 73/77 | F500 -- split H/V brakes | C8TZ 2074-A | | 1 |
| 73/77 | F500 -- single H/V brakes | C8TZ 2074-B | | 1 |

1973/79
TRUCK SERIES 100/500

| YEAR | MODEL/RESTRICTIONS | PART NUMBER | DESCRIPTION | QTY. | | | |
|--|---|-----------------------|--|--|--|----------------------------|--|
| 2074 CONNECTOR (BRAKE PIPE TO REAR AXLE HOUSING) – For re-usable hose fittings refer to group 2269 – Cont'd | | | | | | | |
| 73/76 | M450/500 | C8TZ 2074-A | | 1 | | | |
| 73/76 | P350/400 | 01T 2074-A | | 1 | | | |
| 73/77 | P500 – – conventional & two speed axle | 01T 2074-B | | 1 | | | |
| 2B074-5 Refer to Booster Parts Lists – Section 23.1 | | | | | | | |
| 2076 FITTING (BRAKE and CLUTCH MASTER CYLINDER OUTLET) – Also refer to Front Brake Parts Lists – Section 20.1 | | | | | | | |
| 73/76 | P350/500 | 357852-S | (II-57)-(clutch)-7/16"-24 | 1 | | | |
| 73/76 | P350/500 | 352336-S | (II-59)-(brake)-pipe-1/8" | 1 | | | |
| 73/ | F250/350, B-F500 | 357645-S | (II-122)-(brake)-4 way tee | 1 | | | |
| 73/76 | P350/500 | | (brake) | 1 | | | |
| 2077 BOLT (BRAKE INLET, OUTLET and CLUTCH FITTING) | | | | | | | |
| 73/77 | B-F500 | 7EQ 2077-A | (brake master cylinder outlet to brake booster)- 1/2"-20 x 1/2" | 1 | | | |
| 73/77 | B500 | | (brake booster inlet) | 1 | | | |
| 73/76 | P350/500 | 7RA 2077 | (brake master cylinder outlet)-1/2"-20 x 15/32" | 1 | | | |
| 73/76 | P350/500 | | (clutch master cylinder inlet) | 1 | | | |
| 2C077 HARDWARE KIT (SHOE & LINING) | | | | | | | |
| 73/75 | E-F100/150,F250 – – Single Piston | D3TZ 2C077-A | | 1 | | | |
| Consists of 1-D20Z 2B164-A Clip 1-D3TZ 2B486-A Spring 1-D3TZ 2B487-A Key | | | | | | | |
| 76/ | E-F100/150,F250 – – Single Piston | D6TZ 2C077-A | | 1 | | | |
| Consists of 1-D6TZ 2B164-A Clip 1-D3TZ 2B486-A Spring 1-D3TZ 2B487-A Key | | | | | | | |
| 76/ | E-F250/350 – – 2/W/D-dual piston | D6TZ 2C077-B | | 1 | | | |
| 76/77 | F250 – – 4/W/D-dual piston "Before Ser. Y40,001" | | | | | | |
| Consists of 1-D6TZ 2B164-B Clip 1-D6TZ 2B486-A Spring 1-D6TZ 2B487-A Key | | | | | | | |
| 77/ | F250 – – 4/W/D-dual piston "From Ser. Y40,001" | D7TZ 2C077-A | | 1 | | | |
| Consists of 1-D6TZ 2B164-B Clip 1-D7TZ 2B486-A Spring 1-D7TZ 2B487-A Key | | | | | | | |
| YEAR | MODEL | B R A K E | T R A C K | L O A D C A P A C I T Y | DESCRIPTION | PART NUMBER | |
| | | | | | | R.H. | L.H. |
| 2078 HOSE ASSY. (BRAKE) | | | | | | | |
| ▲ F-Front R-Rear | | | | | | | |
| NOTE 2- Ends are 1 7/16" long (to hex. nut). Be sure replacement hose end length matches old hose end length. | | | | | | | |
| NOTE 4- Ends are 1" long (to hex. nut). Be sure replacement hose end length matches old hose end length. | | | | | | | |
| 73/76 | B500 | | F | | Frame to (2082) bracket-- -NOTE 2 "Before Ser. Q30,001" -NOTE 4 "From Ser. Q30,001" | C9TZ 2078-D D3HZ 2078-A | C9TZ 2078-D D3HZ 2078-A |
| | | | R | | (2074) conn. to frame brake line-- "Before Ser. Q60,001" -(2074) forward port -(2074) rear port | | ★ C8TZ 2282-A r/b D5TZ 2282-J ★ C8TZ 2282-B r/b D2TZ 2282-B |
| | | | R | | (2074) conn. to frame brake line-- "From Ser. Q60,001 to Ser. X60,001" -(2074) forward port -(2074) rear port | | D2TZ 2282-A ★ D2TZ 2282-B r/b D5TZ 2282-K |

1973/79 TRUCK SERIES 100/500

| YEAR | MODEL | B R A K E | T R Y P C. ▲ | L O C. ◆ | DESCRIPTION | PART NUMBER | |
|---------|----------|---|-----------------------------|-------------------|--|----------------------------------|---|
| | | | | | | R.H. | L.H. |
| 2078 | | HOSE ASSY. (BRAKE) — Cont'd | | | | | |
| | | ▲ F—Front R—Rear | | | | | |
| NOTE 2— | | Ends are 1 7/16" long (to hex. nut). Be sure replacement hose end length matches old hose end length. | | | | | |
| NOTE 4— | | Ends are 1" long (to hex. nut). Be sure replacement hose end length matches old hose end length. | | | | | |
| 73/76 | B500 | | | R | (2074) conn. to frame brake line— "From Ser. X60,001" —(2074) forward port —(2074) rear port | | D5TZ 2282-J D5TZ 2282-K |
| 77 | B500 | | | F | Frame to (2082) bracket — —primary —secondary | D5TZ 2078-T D5TZ 2078-S | D5TZ 2078-T D5TZ 2078-S |
| | | | | R | (2074) conn. to frame brake line —(2074) forward port —(2074) rear port | | D5TZ 2282-J D5TZ 2282-K |
| 73/74 | E100/300 | | | F | To wheel cylinder | D3UZ 2078-A | D3UZ 2078-B |
| | | | | R | Axle tube to frame brake line— —E100/200 —E300 | | ★ C8TZ 2282-C r/b D5TZ 2282-E C8TZ 2282-D |
| 75 | E100/150 | | | F | To wheel cylinder "Before Ser. X20,001" | D3TZ 2078-A | D3TZ 2078-B |
| | | | | F | To wheel cylinder "From Ser. X20,001" | D5TZ 2078-H | D5TZ 2078-G |
| | | | | R | Axle tube to frame brake line "Before Ser. X20,001" | | ★ D5UZ 2282-A r/b D5UZ 2282-D |
| | | | | R | Axle tube to frame brake line "From Ser. X20,001" | | ★ D5UZ 2282-D r/b D5UZ 2282-E |
| | E250/350 | | | F | To wheel cylinder "Before Ser. X20,001" | D5UZ 2078-E | D5UZ 2078-F |
| | | | | F | To wheel cylinder "From Ser. X20,001" | D5UZ 2078-C | D5UZ 2078-D |
| | | | | R | Axle tube to frame brake line "Before Ser. X20,001" —E250 —E350 | | ★ D5UZ 2282-B r/b D5UZ 2282-E ★ D5UZ 2282-C |
| 75 | E250/350 | | | R | Axle tube to frame brake line "From Ser. X20,001" —E250 —E350 | | D5UZ 2282-E D5UZ 2282-F |
| 76/77 | E100/150 | | | F | To wheel cylinder | D5TZ 2078-H | D5TZ 2078-G |
| | | | | R | Axle tube to frame brake line | | D5UZ 2282-E |
| | E250/350 | | | F | To wheel cylinder— "Before Ser. A75,001" | D5UZ 2078-C | D5UZ 2078-D |
| | | | | F | To wheel cylinder— "From Ser. A75,001 to Ser. B50,001" | D6UZ 2078-A | D6UZ 2078-B |
| | | | | F | To wheel cylinder— "From Ser. B50,001" | ★ D6UZ 2078-F r/b D9TZ 2078-A | ★ D6UZ 2078-E r/b D9TZ 2078-B |
| | | | | R | Axle tube to frame brake line —E250 —E350 | | D5UZ 2282-E D5UZ 2282-F |
| 78/ | E100/150 | | | F | To wheel cylinder | D5TZ 2078-H | D5TZ 2078-G |
| | | | | R | Axle tube to frame brake line | | D8TZ 2282-B |
| | E250/350 | | | F | To wheel cylinder "Before Ser. FC0,001" | ★ D6UZ 2078-F r/b D9TZ 2078-A | ★ D6UZ 2078-E r/b D9TZ 2078-B |
| | | | | F | To wheel cylinder — — "From Ser. FC0,001" | D9TZ 2078-A | D9TZ 2078-B |
| | | | | R | Axle tube to frame brake line | | D8TZ 2282-B |

1973/79
TRUCK SERIES 100/500

| YEAR | MODEL | B R A K E ▲ | T R I A N G L E ◆ | L O C A T I O N | DESCRIPTION | PART NUMBER | |
|-------|---|----------------------------|---|--------------------------------------|--|---|---|
| | | | | | | R.H. | L.H. |
| 2078 | HOSE ASSY. (BRAKE) — Cont'd | | | | | | |
| | ▲ F—Front R—Rear | | | | | | |
| | NOTE 2— Ends are 1 7/16" long (to hex. nut). Be sure replacement hose end length matches old hose end length. | | | | | | |
| | NOTE 4— Ends are 1" long (to hex. nut). Be sure replacement hose end length matches old hose end length. | | | | | | |
| 73/75 | F100/150 | | | F | Frame bracket to wheel | ★ D3TZ 2078-A r/b D5TZ 2078-H | ★ D3TZ 2078-B r/b D5TZ 2078-G |
| | | | | R | Axle tube to frame brake line "Before Ser. X20,001" | | ★ D3TZ 2282-B r/b D5TZ 2282-H D5TZ 2282-H |
| | | | | | "From Ser X20,001" | | |
| | F100 -- 4/W/D | | | F | Hose and tube assy. "Before Ser. Q40, 001" | D2TZ 2A420-A | ★ D2TZ 2A420-B r/b D5TZ 2A420-B |
| | | | | F | Hose and tube assy. "From Ser. Q40,001 to Ser. T20,001" | D3TZ 2A420-A | ★ D2TZ 2A420-B r/b D5TZ 2A420-B |
| | | | | F | Hose and tube assy. -- M/T "From Ser. T20,001 to Ser X20,001" | D3TZ 2A420-A | ★ D2TZ 2A420-B r/b D5TZ 2A420-B |
| | | | | F | Hose and tube assy. -- M/T "From Ser. X20,001" | D5TZ 2A420-A | D5TZ 2A420-B |
| | | | | F | Hose and tube assy. -- A/T "From Ser T20,001 to Ser X20,001" | ★ D4TZ 2A420-A r/b D5TZ 2A420-C | ★ D2TZ 2A420-B r/b D5TZ 2A420-B |
| | | | | F | Hose and tube assy. A/T "From Ser X20,001" | D5TZ 2A420-C | D5TZ 2A420-B |
| | | | | F | Hose-valve (2B257) on frame to axle "Before Ser. X20,001" | | ★ D2TZ 2078-A r/b D5TZ 2078-F D5TZ 2078-F |
| | | | | | "From Ser X20,001" | | |
| | | | | R | Axle tube to frame brake line "Before Ser. X20,001" | | ★ D3TZ 2282-A r/b D5TZ 2282-G D5TZ 2282-G |
| | | | | | "From Ser. X20,001" | | |
| | F250 -- 2/W/D | | | F | Frame bracket to wheel— —6200 GVW —over 6200 GVW "Before Ser. X20,001" —over 6200 GVW "From Ser. X20,001" | D3TZ 2078-A D2TZ 2078-C D5TZ 2078-L | D3TZ 2078-B D2TZ 2078-D D5TZ 2078-B |
| | | | | R | Axle tube to frame brake line "Before Ser. X20,001" | | ★ C8TZ 2282-C r/b D5TZ 2282-E D5TZ 2282-E |
| | | | | | "From Ser. X20,001" | | |
| | F250 -- 4/W/D | | | F | Frame bracket to wheel "Before Ser. X20,001" | ★ D3TZ 2078-C r/b D5TZ 2078-E D5TZ 2078-E | ★ D3TZ 2078-C r/b D5TZ 2078-E D5TZ 2078-E |
| | | | | | "From Ser X20,001" | | |
| | | | | R | Axle tube to frame brake line "Before Ser. X20,001" | | ★ C9TZ 2282-A r/b D5TZ 2282-A D5TZ 2282-A |
| | | | | | "From Ser X20,001" | | |
| | F350 | | | F | Frame bracket to wheel "Before Ser. X20,001" | ★ D2TZ 2078-C r/b D5TZ 2078-L D5TZ 2078-L | ★ D2TZ 2078-D r/b D5TZ 2078-B D5TZ 2078-B |
| | | | | | "From Ser. X20,001" | | |
| | | | | R | Axle tube to frame brake line "Before Ser. X20,001" | | ★ D3TZ 2282-C r/b D5TZ 2282-F D5TZ 2282-F |
| | | | | | "From Ser. X20,001" | | |
| 76/ | F100/150 -- 2/W/D | | | F | Frame bracket to wheel | D5TZ 2078-H | D5TZ 2078-G |
| | | | | R | Axle tube to frame brake line | | D8TZ 2282-C |
| 76 | F100/150 -- 4/W/D | | | F | Hose and tube assy. | D6TZ 2078-A | D6TZ 2078-B |
| | | | | F | Hose-valve (2B257) on frame to axle | | D5TZ 2078-F |
| | | | | R | Axle tube to frame brake line | | D5TZ 2282-G |
| 77 | F150 -- 4/W/D | | | F | Hose and tube assy. | D7TZ 2078-B | D6TZ 2078-B |
| | | | | F | Hose - valve (2B257) on frame to axle | | D7TZ 2078-A |
| | | | | R | Axle tube to frame brake line | | D5TZ 2282-G |

1973/79
TRUCK SERIES 100/500

| YEAR | MODEL | B R A K E | T R Y P C. ▲ | L O C. ◆ | DESCRIPTION | PART NUMBER | |
|-------|---------------|-----------------------|-----------------------------|-------------------|--|--|--|
| | | | | | | R.H. | L.H. |
| 2078 | | | | | HOSE ASSY. (BRAKE) — Cont'd ▲ F-Front R-Rear NOTE 2— Ends are 1 7/16" long (to hex. nut). Be sure replacement hose end length matches old hose end length. NOTE 4— Ends are 1" long (to hex. nut). Be sure replacement hose end length matches old hose end length. | | |
| 78/ | F150 -- 4/W/D | | | | F Hose and tube assy—Reg cab | D8TZ 2078-A | D8TZ 2078-B |
| | | | | | F Hose and tube assy—Super cab | D8TZ 2078-E | D8TZ 2078-D |
| | | | | | F Hose — valve (2B257) on frame to axle—Reg cab | | D8TZ 2078-C |
| | | | | | F Hose — valve (2B257) on frame to axle—Super cab | | ★ 2269 |
| | | | | | R Axle tube to frame brake line—Reg cab | | D8TZ 2282-C |
| | | | | | R Axle tube to frame brake line—Super cab | | D8TZ 2282-C |
| 76/77 | F250 -- 2/W/D | | | | F Frame bracket to wheel -6900 GVW and under -over 6900 GVW- "Before Ser. A75,001" -over 6900 GVW- "From Ser. A75,001" | D5TZ 2078-H D6TZ 2078-E D6TZ 2078-N | D5TZ 2078-G D6TZ 2078-F D6TZ 2078-N |
| | | | | | R Axle tube to frame brake line | | D5TZ 2282-E |
| 78/ | F250 -- 2/W/D | | | | F Frame bracket to wheel -6900 GVW and under -over 6900 GVW | D5TZ 2078-H D6TZ 2078-N | D5TZ 2078-G D6TZ 2078-N |
| | | | | | R Axle tube to frame brake line -Reg. and Super cab -Crew cab | | D8TZ 2282-B D5TZ 2282-F |
| 76/77 | F250 -- 4/W/D | | | | F Frame bracket to wheel "Before Ser. Y40,001" "From Ser. Y40,001" Reg. cab — 6&8 cyl. eng. Reg. cab — 6&8 cyl. eng. Crew cab — 6 cyl. eng. Crew cab — 8 cyl. eng. | D6TZ 2078-J D7TZ 2078-D D6TZ 2078-J D6TZ 2078-L | D6TZ 2078-K D7TZ 2078-E D6TZ 2078-K D6TZ 2078-M |
| | | | | | R Axle tube to frame brake line— "Before Ser. Y400,001" | | D5TZ 2282-A |
| | | | | | R Axle tube to frame brake line— "From Ser. Y40,001" | | D5TZ 2282-G |
| 78/ | F250 -- 4/W/D | | | | F Frame bracket to wheel Reg. & Super cab—6&8 cyl. eng. Crew cab—6 cyl. eng. Crew cab—8 cyl. eng. | D7TZ 2078-D D6TZ 2078-J D6TZ 2078-L | D7TZ 2078-E D6TZ 2078-K D6TZ 2078-M |
| | | | | | R Axle tube to frame brake line | | D8TZ 2282-C |
| 76/77 | F350 | | | | F Frame bracket to wheel "Before Ser. A75,001" "From Ser. A75,001" | D6TZ 2078-E D6TZ 2078-N | D6TZ 2078-F D6TZ 2078-N |
| | | | | | R Axle tube to frame brake line | | D5TZ 2282-F |
| 78/ | F350 | | | | F Frame bracket to wheel bracket | D6TZ 2078-N | D6TZ 2078-N |
| | | | | | R Axle tube to frame brake line | | D8TZ 2282-B |
| 79 | F350 -- 4/W/D | | | | F Frame bracket to wheel bracket | D7TZ 2078-D | D7TZ 2078-E |
| | | | | | R Axle tube to frame brake line | | D8TZ 2282-C |

1973/79
TRUCK SERIES 100/500

| YEAR | MODEL | B R Y A P K E E | L O C. ▲ | DESCRIPTION | PART NUMBER | |
|-------|----------|--------------------------------------|-------------------|--|---|---|
| | | | | | R.H. | L.H. |
| 2078 | | | | HOSE ASSY. (BRAKE) — Cont'd ▲ F-Front R-Rear NOTE 2— Ends are 1 7/16" long (to hex. nut). Be sure replacement hose end length matches old hose end length. NOTE 4— Ends are 1" long (to hex. nut). Be sure replacement hose end length matches old hose end length. | | |
| 73/77 | F500 | | F | Frame bracket to wheel bracket— —NOTE 2 "Before Ser. Q30, 001" —NOTE 4 "From Ser. Q30, 001" | C9TZ 2078-D D3HZ 2078-A | C9TZ 2078-D D3HZ 2078-A |
| | | | R | (2074) conn. to frame brake line— "Before Ser. Q60,001" —Split system (two hoses) —(2074) forward port —(2074) rear port —Single system (one hose) | | ★ C8TZ 2282-A r/b D5TZ 2282-J ★ C8TZ 2282-B r/b D2TZ 2282-B C8TZ 2282-A |
| | | | R | (2074) conn. to frame brake line— "From Ser. Q60,001 to Ser. X60,001" —Split system (two hoses) —(2074) forward port —(2074) rear port —Single system (one hose) | | D2TZ 2282-A ★ D2TZ 2282-B r/b D5TZ 2282-K D2TZ 2282-A |
| | | | R | (2074) conn. to frame brake line "From Ser. X60,001" —split system(two hoses) —(2074)forward port —(2074)rear port —Single system(one hose) | | D5TZ 2282-J D5TZ 2282-K D5TZ 2282-J |
| 73/76 | M450/500 | | F | Frame bracket to wheel bracket | D3TZ 2078-G | D3TZ 2078-G |
| | | | R | (2074) conn. to frame brake line "Before Ser. X60,001" —(2074) forward port —(2074) rear port | | ★ D3HZ 2282-A r/b D5TZ 2282-J ★ D3HZ 2282-B r/b D5TZ 2282-K |
| | | | R | (2074) conn. to frame brake line— "From Ser. X60,001" —(2074)forward port —(2074)rear port | | D5TZ 2282-J D5TZ 2282-K |
| 73/76 | P350/400 | | F | Frame to wheel cyl. "Before Ser. X20,001" "From Ser. X20,001" | ★ C8TZ 2078-E r/b D5TZ 2078-C D5TZ 2078-C | ★ C8TZ 2078-E r/b D5TZ 2078-C D5TZ 2078-C |
| | | | R | Axle tube to frame brake line "Before Ser. X20,001" "From Ser. X20,001" | | C8TZ 2282-E D5TZ 2282-B |
| 73/77 | P500 | | F | Frame bracket to wheel cyl. "Before Ser. X20,001" "From Ser. X20,001" | ★ C9TZ 2078-B r/b D5TZ 2078-D D5TZ 2078-D | ★ C9TZ 2078-B r/b D5TZ 2078-D D5TZ 2078-D |
| | | | R | Axle tube to frame brake line "Before Ser. X20,001" "From Ser. X20,001" | | C8TZ 2282-F D5TZ 2282-D |

| YEAR | MODEL/RESTRICTIONS | PART NUMBER | DESCRIPTION | QTY. |
|-------|--|-------------|--|------|
| 2078 | HOSE ASSY. (BRAKE) — Cont'd | | | |
| 73/77 | B500 -- 14 x 2 1/2" H/V brakes | 382898-S | (II-176-XC)-elbow-inverted flare bulk head-7/16" | 1 |
| | | 33947-S7-8 | (M-73)-nut (hose to frame)-5/16"-18 | 2 |
| | | 356610-S2 | (XX-293)-lockwasher-internal tooth-3/4" | AR |
| 2082 | BRACKET (FRONT BRAKE HOSE SUPPORT) — Also refer to group 2K340 | | | |
| 73/76 | B500 -- 14 x 2 1/2" H/V brakes | D1TZ 2082-D | R.H.— # D1TA 2082-BA-front | 1 |
| | | D1TZ 2082-E | L.H.— # D1TA 2A056-AA-front | 1 |
| 77 | B500 -- 15" x 3" H/V brakes | C9TZ 2082-G | R.H. — # C9TA 2082-E-at wheel | 1 |
| | | C9TZ 2082-H | L.H. — # C9TA 2A056-C-at wheel | 1 |

**1973/79
TRUCK SERIES 100/500**

| YEAR | MODEL/RESTRICTIONS | PART NUMBER | DESCRIPTION | QTY. | |
|---|---|---------------------------------|--------------------------------------|-----------------------|-------|
| 2082 BRACKET (FRONT BRAKE HOSE SUPPORT) - Also refer to group 2K340 - Cont'd | | | | | |
| 73/76 | B500 -- H/V brakes | D0TZ 2082-B | Front | 1 | |
| 73/74 | E100/300 | (RH) C8TZ 2082-A | (LH) C3TZ 2082-B | 1 | |
| 73/75 | F100 -- 4/W/D | D1TZ 2082-C | | 2 | |
| 76/ | F100/150 -- 4/W/D | D6TZ 2082-A | | 2 | |
| 77 | F150 -- 4/W/D | D7TZ 2082-A | | 2 | |
| 78/ | F150 -- 4/W/D -- Reg cab Super cab | (RH) D8TZ 2082-A D7TZ 2082-B | (LH) D8TZ 2082-B | 1 | |
| 73/ | F100/250 -- 2/W/D | (RH) D2TZ 2082-A | (LH) D2TZ 2082-B | 2 | |
| 73/75 | F250 -- 4/W/D | D3TZ 2082-C | Attaches to frame | 1 | |
| 73/75 | F250 -- 4/W/D with 3300 lb. front axle | D3TZ 2082-D | R.H.-5 7/8" long-attaches to axle | 2 1 | |
| | | D3TZ 2082-E | L.H.-6 15/32" long | 1 | |
| 76/77 | F250 -- 4/W/D "Before Ser. Y40,001" | D6TZ 2082-A | | 2 | |
| 77/ | F250 -- 4/W/D "From Ser. Y40,001" | D7TZ 2082-B | | 2 | |
| 73/75 | F250 -- 4/W/D with 3500 lb. front axle | D3TZ 2082-A | R.H.- # R-attaches to axle | 1 | |
| | | D3TZ 2082-B | L.H.- # L | 1 | |
| 73/ | F350 | (RH) D2TZ 2082-A | (LH) D2TZ 2082-B | 1 | |
| 79 | F350 -- 4/W/D | D7TZ 2082-B | | 1 | |
| 73/77 | F500 -- 14 x 2 1/2" H/V brakes | D1TZ 2082-D | R.H.- # D1TA 2082-BA-front | 2 1 | |
| | | D1TZ 2082-E | L.H.- # D1TA 2A056-AA-front | 1 | |
| 73/76 | M450/500 | D1TZ 2082-D | R.H.- # D1TA 2082-BA-front-at wheel | 1 | |
| | | D1TZ 2082-E | L.H.- # D1TA 2A056-AA-front-at wheel | 1 | |
| | "Before Ser. X40,001" | D0HZ 2082-B | On frame L.H. only | 1 | |
| | "From Ser. X40,001" | D0TZ 2082-B | On frame L.H. only | 1 | |
| 73/77 | F500 -- H/V brakes | D0TZ 2082-B | Front | 1 | |
| 73/77 | P500 | (RH) C9TZ 2082-A | (LH) C9TZ 2082-B | 1 1 | |
| 2084 CLAMP and SUPPORT ASSY. (BRAKE BOOSTER VACUUM RESERVE TANK) | | | | | |
| 73/76 | M450/500 | D3HZ 2084-A | # D3HS 2084-A | 4 | |
| 73/76 | P350/400 | 8T 2084 | | 4 | |
| 73/77 | P500 | | | 4 | |
| 2B087 Refer to Rear Brake Parts Lists - Section 22.1 | | | | | |
| 2A088 Refer to Booster Parts List - Section 23.1 | | | | | |
| 2A091 BOOSTER INSTALLATION KIT (POWER BRAKE) | | | | | |
| 73 | E100/300 | ★ D3UZ 2A091-A | r/b D4UZ 2A091-A | 1 | |
| Consists of | | | | | |
| 1-D3UZ 2005-A | Booster | 1-D3TA 2B432-AB | Tube | 2-97329-S35 | Clamp |
| 1-D2UA 2A047-AA | Hose | 1-D2UZ 2455-A | Pedal | 1-371060-S32 | Clip |
| 1-C9TA 2169-A | Piston | 1-D3TA 9A474-EA | Fitting | 2-380614-S | Cap |
| 1-D2UA 2234-MB | Tube | 3-55914-S2 | Screw | 2-382802-S100 | Nut |
| 1-D2UA 2234-ND | Tube | 2-72025-S | Pin | 3-382409-S100 | Clip |
| 1-D2UA 2B432-AA | Tube | 1-95873-S | Strap | 1-Installation sketch | |
| 74 | E100/300 | ★ D4UZ 2A091-A | | 1 | |
| Consists of | | | | | |
| 1-D3UZ 2005-A | Booster | 1-D4TA 2B432-FA | Tube | | |
| 1-D2UA 2A047-AA | Hose | 1-D4UA 2B432-CA | Tube | 1-371060-S32 | Clip |
| 1-D4TA 2169-BA | Piston | 1-D2UZ 2455-A | Pedal | | |
| 1-D2UA 2234-MB | Tube | 3-55914-S2 | Screw | 3-382409-S100 | Clip |
| 1-D2UA 2234-NB | Tube | 2-72025-S | Pin | 2-382802-S100 | Nut |
| 1-D3UA 2B432-CA | Tube | 1-95873-S | Strap | 1-385904-S100 | Teel |
| | | 2-97329-S35 | Clamp | 1-Installation sketch | |

1973/79
TRUCK SERIES 100/500

| YEAR | MODEL/RESTRICTIONS | PART NUMBER | | DESCRIPTION | | QTY. |
|---|--------------------|----------------|-----------------|------------------|-----------------------|----------|
| 2A091 BOOSTER INSTALLATION KIT (POWER BRAKE) -- Cont'd | | | | | | |
| 73 | F100 -- 2/W/D | ★ D3TZ 2A091-A | | m/w D3TZ 2005-A | | 1 |
| Consists of | | | | | | |
| | 1-D3TZ 2005-A | Booster | 1-D2UA 2B432-AA | Tube | 2-97329-S35 | Clamp |
| | 1-C9TA 2A047-A | Hose | 1-D3TA 2B432-BA | Tube | 1-97615-S2 | Retainer |
| | 1-D3TA 2169-AB | Piston | 1-D3TA 2A502-BA | Piston | 1-377669-S8 | Clip |
| | 1-D3TA 2234-AB | Tube | 1-D3TA 9A474-DA | Fitting | 1-377707-S8 | Clip |
| | 1-D3TA 2234-BB | Tube | 1-45338-S2 | Nut | 2-382802-S2 | Nut |
| | 1-D0TA 2B432-A | Tube | 1-57633-S2 | Screw | 1-Installation sketch | |
| 74 | F100 -- 2/W/D | ★ D4TZ 2A091-A | | | | 1 |
| Consists of | | | | | | |
| | 1-D3TZ 2005-A | Booster | 1-D4TA 2B432-BA | Tube | 1-377669-S8 | Clip |
| | 1-D4TA 2A047-DA | Hose | 1-D3TZ 2455-A | Pedal | 1-377707-S8 | Clip |
| | 1-D4TA 2169-DA | Piston | 1-D3TA 2A502-BA | Piston | 1-380614-S | Cap |
| | 1-D4TA 2234-AJA | Tube | 1-45338-S2 | Nut | 1-382802-S2 | Nut |
| | 1-D4TA 2234-AKA | Tube | 1-57633-S2 | Screw | 1-385918-S100 | Tee |
| | | | 1-97329-S35 | Clamp | 1-Installation sketch | |
| 73 | F100 -- 4/W/D | ★ D3TZ 2A091-B | | m/w D3TZ 2005-B | | |
| Consists of | | | | | | |
| | 1-C9TZ 2005-B | Booster | 1-D0TA 2B432-A | Tube | 2-97329-S35 | Clamp |
| | 1-C9TA 2A047-A | Hose | 1-D3TA 2B432-BA | Tube | 1-377669-S8 | Clip |
| | 1-D3TJ 2169-AA | Piston | 1-D3TA 9A474-DA | Fitting | 1-377707-S8 | Clip |
| | 1-D2TA 2234-GB | Tube | 1-45338-S2 | Nut and washer | 2-382802-S100 | Nut |
| | 1-D2TA 2234-HB | Tube | 1-57633-S2 | Screw | 1-Installation sketch | |
| 74/75 | F100 -- 4/W/D | ★ D4TZ 2A091-B | | m/w D3TZ 2005-B | | 1 |
| Consists of | | | | | | |
| | 1-D3TZ 2005-B | Booster | 1-D2TA 2234-HB | Tube | 1-377669-S8 | Clip |
| | | Hose | 1-D4TA 2B432-BA | Tube | 1-377707-S8 | Clip |
| | | | | | 1-381298-S320A | Hose |
| | 1-D3TA 2L109-AA | Seal | 1-45338-S2 | Nut and washer | 2-382802-S100 | Nut |
| | 1-D4TJ 2169-AA | Piston | 1-57663-S2 | Screw | 1-385918-S100 | Fitting |
| | 1-D2TA 2234-GB | Tube | 2-97329-S35 | Clamp | 1-Installation sketch | |
| 75 | F100 -- 2/W/D | ★ D5TZ 2A091-A | | | | 1 |
| Consists of | | | | | | |
| | 1-D3TZ 2005-A | Booster | 1-D3TZ 2455-A | Pedal | 1-377707-S8 | Clip |
| | 1-D4TA 2169-DA | Piston | 1-D3TA 2A502-BA | Piston | 1-377669-S8 | Clip |
| | 1-D4TA 2234-AJA | Tube | 1-45338-S2 | Nut and washer | 1-381298-S320A | Hose |
| | 1-D4TA 2234-AKA | Tube | 1-57633-S2 | Screw and washer | 2-382802-S2 | Nut |
| | 1-D5TA 2234-NA | Tube | 2-97329-S35 | Clamp | 1-Installation sketch | |
| | 1-D4TA 2B432-BA | Tube | | | | |
| 76 | F100 -- 2/W/D | ★ D6TZ 2A091-A | | | | 1 |
| Consists of | | | | | | |
| | 1-D4TA 2005-MA | Booster | 1-D3TA 2455-AA | Pedal | 1-377707-S8 | Clip |
| | 1-D5UA 2A032-HB | Cylinder | 1-45338-S2 | Nut and washer | 1-381298-SX01A | Hose |
| | 1-D5TA 2234-NA | Tube | 1-57633-S2 | Screw | 2-382802-S100 | Nut |
| | 1-D5TA 2234-TA | Tube | 2-97329-S35 | Clamp | 1-Installation sketch | |
| | 1-D4TA 2B432-BA | Tube | 1-377669-S8 | Clip | | |

1973/79 TRUCK SERIES 100/500

| YEAR | MODEL/RESTRICTIONS | PART NUMBER | DESCRIPTION | QTY. | |
|--|---|----------------|---------------------------|-----------------------|-------------|
| 2A091 BOOSTER INSTALLATION KIT (POWER BRAKE) — Cont'd | | | | | |
| 73 | F250 -- 4/W/D | ★ D3TZ 2A091-C | m/w D3TZ 2005-B | 1 | |
| Consists of | | | | | |
| | 1-C9TZ 2005-B | Booster | 1-D0TA 2B432-A Tube | 2-97329-S35 Clamp | |
| | 1-C9TA 2A047-A | Hose | 1-D3TA 2B432-BA Tube | 1-377669-S8 Clip | |
| | 1-D3TJ 2169-AA | Piston | 1-D3TA 9A474-DA Fitting | 1-377707-S8 Clip | |
| | 1-D2TA 2234-JA | Tube | 1-45338-S2 Nut and washer | 2-382802-S100 Nut | |
| | 1-D2TA 2234-KA | Tube | 1-57633-S2 Screw | 1-Installation sketch | |
| | | | | | |
| 74 | F250 -- 4/W/D | ★ D4TZ 2A091-C | | 1 | |
| Consists of | | | | | |
| | 1-D3TZ 2005-B | Booster | 1-D4TA 2B432-BA Tube | | |
| | 1-D4TA 2A047-DA | Hose | 1-45338-S2 Nut and washer | | |
| | 1-D3TA 2L109-AA | Seal | 1-57633-S2 Screw | 2-382802-S100 Nut | |
| | 1-C9TA 2169-A | Piston | 2-97329-S35 Clamp | 1-385918-S100 Fitting | |
| | 1-D2TA 2234-JA | Tube | 1-377669-S8 Clip | 1-Installation sketch | |
| | 1-D2TA 2234-KA | Tube | 1-377707-S8 Clip | | |
| | | | | | |
| 2B091 VALVE (BRAKE PRESSURE CONTROL) | | | | | |
| 75/76 | M450/500 | D5HZ 2B091-B | # D5HA 2B091-AA | 2 | |
| 2092 Refer to Front or Rear Brake Parts Lists — Sections 20.1 and 22.1 | | | | | |
| 2B093 Refer to Booster Parts Lists — Section 23.1 | | | | | |
| | | | | | |
| 2A094 RETAINER REPAIR KIT (BRAKE SHOE HOLD DOWN)— For Model Application—Refer to Front or Rear Brake Parts Lists—Sections 20.1 and 22.1 | | | | | |
| 73/ | 12" x 2 1/2", 12" x 3" brakes | D9TZ 2A094-A | | 1 | |
| Consists of | | | | | |
| | 4-C6TZ 2068-A | Spring | 2-C6TZ 2068-B Spring | 4-C7TZ 2069-A Pin | |
| | 1-Instruction Sheet | | | | |
| 2106 Refer to Rear Brake Parts List — Section 22.1 | | | | | |
| 2108 Refer to Front and Rear Brake Parts Lists — Section 20.1 and 22.1 | | | | | |
| | | | | | |
| 2120 BRAKE CALIPER REPAIR KIT (FRONT WHEEL) — Also refer to Front Brake Parts List — Section 20.1 | | | | | |
| 73/ | E-F100/150, F250 -- Single piston | D3TZ 2120-A | Caliper kit | 1 | |
| Consists of | | | | | |
| | 2-D3TA 2B115-BA | Seal | 2-D3TA 2207-BB | Boot | |
| | | | | | |
| 73/75 | F250/350 -- Dual piston | D2TZ 2120-A | Caliper kit | 2 | |
| Consists of | | | | | |
| | 2-D3TA 2B115-AB | Seal | 2-D3TA 2207-AA | Boot | |
| | | | | | |
| 76/ | E-F250/350 -- Dual piston | D6TZ 2120-A | Caliper kit | 2 | |
| Consists of | | | | | |
| | 2-D6TA 2B115-AA | | 2-D6TA 2207-AA | Boot | |
| 2B120-1 Refer to Front Brake Parts List — Section 20.1 | | | | | |
| 2125 Refer to Front and Rear Brake Parts Lists — Section 20.1, 22.1 and group 2296 | | | | | |
| | | | | | |
| QTY. | PART NUMBER | DESCRIPTION | QTY. | PART NUMBER | DESCRIPTION |
| 2128 | CYLINDER REPAIR KIT (BRAKE)— For Model Application refer to Front and Rear Brake Parts List — Sections 20.1 and 22.1 | | | | |
| | | | | | |
| | | | | | |
| | | | | | |
| | | | | | |
| | | | | | |
| | | | | | |
| | | | | | |
| | | | | | |
| | | | | | |
| | | | | | |

1973/79
TRUCK SERIES 100/500

| QTY. | PART NUMBER | DESCRIPTION | QTY. | PART NUMBER | DESCRIPTION |
|---|-------------|-------------|---|-------------|-------------|
| 2128 CYLINDER REPAIR KIT (BRAKE) — Cont'd For Model Application refer to Front and Rear Brake Parts List — Sections 20.1 and 22.1 | | | | | |
| C6TZ 2128-A 1 1/2" diameter Consists of 2-C6TZ 2201-A Cup 2-C6TZ 2206-A Boot 2-C6TZ 2201-C Cup | | | D3TZ 2128-A 7/8" diameter Consists of 2-D3UZ 2201-B Cup 2-96H 2206 Boot 1-D3TZ 2204-A Expander | | |
| C6TZ 2128-B 1 5/8" diameter Consists of 2-C6TZ 2201-B Cup 2-C6TZ 2206-A Boot | | | D3TZ 2128-B 15/16" diameter Consists of 2-D3TZ 2201-B Cup 2-96H 2206 Boot 1-D3TZ 2204-C Expander | | |
| C8TZ 2128-A 1 1/2" diameter Consists of 2-C8TZ 2201-A Cup 2-C8TZ 2206-A Boot | | | D3UZ 2128-A 13/16" diameter Consists of 2-D3UZ 2201-D Cup 2-96H 2206 Boot 1-D3UZ 2204-E Expander | | |
| C8TZ 2128-B 1 5/8" diameter Consists of 2-C8TZ 2201-B Cup 2-C8TZ 2206-A Boot | | | D3UZ 2128-B 13/16" diameter Consists of 2-D3UZ 2201-C Cup 2-96H 2206 Boot 1-D3UZ 2204-C Expander | | |

| YEAR | MODEL/RESTRICTIONS | PART NUMBER | DESCRIPTION | QTY. |
|------|---|-------------|-------------|------|
| 2129 | Refer to Rear Brake Parts List — Section 22.1 | | | |

| 2B129 SPACER (BRAKE MASTER CYLINDER PUSH ROD) | | | | |
|--|-------------------|--------------|--------------------------|---|
| 73/77 | B-F500 | C5DZ 2B129-A | | 2 |
| 73/74 | E100/300 | C5DZ 2B129-A | | 2 |
| 75/ | E100/350 | | | 2 |
| 76/ | F100/350 -- 2/W/D | | Less speed control | 2 |
| 73/76 | P350/400 | C7TZ 2B129-A | 9/16" I.D. x 51/64" O.D. | 1 |

| 2B132 Refer to Booster Parts Lists — Section 23.1 | | | | |
|--|-----|----------|----------------------------|----|
| 2133 NUT (BRAKE PIPE) | | | | |
| 73 | All | 91A 2133 | 7/16"-24-use with 91A 2269 | AR |
| 2133 Refer to Booster Parts Lists — Section 23.1 | | | | |

| 2137 SHIELD (MASTER CYLINDER HEAT) | | | | |
|---|----------|-------------|--|---|
| 73/76 | M450/500 | D3HZ 2137-A | | 1 |

| QTY. | PART NUMBER | DESCRIPTION | QTY. | PART NUMBER | DESCRIPTION |
|--|-------------|-------------|---|-------------|-------------|
| 2140 BRAKE MASTER CYLINDER and BOOT KIT — For balance of kits and model application, refer to Booster Parts Lists — Section 23.1 | | | | | |
| B9T 2140-A 1 1/4" diameter Consists of 1-B7T 2142-A Gasket 1-TACAA 22449-A Cylinder 1-B7TZ 2180-A Boot | | | B7QH 2140-A 1 3/4" diameter Consists of 1-B7T 2142-A Gasket 1-TTAV 22449-A Cylinder 1-B7TZ 2180-A Boot | | |
| B7Q 2140-A 1 1/2" diameter Consists of 1-B7T 2142-A Gasket 1-TQAS 22449-A Cylinder 1-B7TZ 2180-A Boot | | | | | |

| YEAR | MODEL/RESTRICTIONS | PART NUMBER | DESCRIPTION | QTY. |
|--|--------------------|-------------|--|------|
| 2140 CYLINDER ASSY. (BRAKE MASTER) — Also refer to Booster Parts Lists — Section 23.1 | | | | |
| 73/ | B500, F100/500 | 20427-S8 | (B-158)-bolt (master cyl. to dash panel)-5/16"-24 x 1 1/4" | 4 |
| | | ★34941-S7 | Lockwasher-5/16" | |
| 73/ | F250/500 | ★304721-S8 | Bolt (cyl. to dash panel)-5/16"-24 x 1 1/2" | 4 |
| 73/77 | B500 | | Bolt (cyl. to bracket) | 4 |
| | | 33798-S8 | (M-62)-nut-5/16"-24 | 4 |
| 73/ | E100 | 354580-S | (BB-167)-bolt (to underbody)-3/8"-16 x 3 1/4" | 2 |
| 73/76 | P350/500 | 20428-S7 | (B-82)-bolt (to bracket)-3/8"-24 x 1 1/4" | 3 |
| | | 33800-S8 | (M-63)-nut-3/8"-24 | 3 |
| | | 34807-S8 | (X-66)-lockwasher-3/8" | 3 |

| | | | | |
|--|--|--|--|--|
| 2A142 Refer to Rear Brake Parts Lists-Section 22.1 | | | | |
|--|--|--|--|--|

**1973/79
TRUCK SERIES 100/500**

| YEAR | MODEL/RESTRICTIONS | PART NUMBER | DESCRIPTION | QTY. |
|--|--|--------------|--|--------|
| 2143 ROD (BRAKE MASTER CYLINDER PUSH) – Also refer to Booster Parts Lists – Section 23.1 | | | | |
| 73/76 | B500 | C1TT 2143-D | Center to center–9 7/8" | 1 |
| 73/76 | B500 – – w/booster | C7TZ 2143-A | With C3TZ 2140-L and C8TZ 2140-L master cyl. | 1 |
| 73/76 | B500 – – split H/V brakes | C8TZ 2143-G | 7 23/32" long | 1 |
| 73/75 | E100/300 | C8UZ 2143-A | 4 1/64" long | 1 |
| 76/ | E100 – – disc brakes w/o booster | D6UZ 2143-A | Use with D6UZ 2140-A cyl. | 1 |
| 73/75 | F100/250 – – w/o booster | C8TZ 2143-B | 6 5/8" long–use with D3TZ 2140-C, L, M, N cyl. | 1 |
| 73/75 | F350/500 (84) | C1TT 2143-D | Center to center–9 7/8" | 1 |
| 73/77 | F500 – – w/o booster | C7TZ 2143-A | 6 9/16" long–center of hole to end | 1 |
| 73/77 | F500 – – split H/V brakes | C8TZ 2143-G | 7 23/32" long | 1 |
| 73/77 | F500 – – w/single H/V brakes | C8TZ 2143-D | 7 1/64" long | 1 |
| 73/76 | M450/500 – – split H/V brakes | D3HZ 2143-A | | 1 |
| 73/76 | P350/400 | C7TZ 2143-B | 4 3/4" long | 1 |
| 73/77 | P500 | 2D 2143-A | 5 1/8" long | 1 |
| 73 | B500, F350/500 | 378300-S | (QQ-92)–ring (firewall mounted booster push rod retaining)–13/32" I.D. | 1 |
| 2145 SPRING and RETAINER (BRAKE and CLUTCH MASTER CYLINDER PISTON RETURN) | | | | |
| 73/76 | B500 | 91T 2145 | Brake | 1 |
| 73/76 | B500 | C3TZ 2145-A | Brake | 1 |
| 73/76 | B500 – – split H/V brakes | C8TZ 2145-C | | 1 |
| 73/77 | F350/500 | 91T 2145 | Brake | 1 |
| 73/77 | F350/500 | C3TZ 2145-A | Brake–6 11/16" I.D. x 1 5/16" O.D. x 5 1/64" long– 9 1/2 coils | 1 |
| 73/77 | F500 – – split H/V brakes | C8TZ 2145-C | | 1 |
| 73/76 | M450/500 | | | 1 |
| 73/76 | P350/400 | C7TZ 2145-A | Brake–with C7TZ 2140-A cyl. | 1 |
| 73/77 | P500 | 91T 2145 | Brake | 1 |
| 2B147 Refer to Booster Parts List – Section 23.1 | | | | |
| 2149 GASKET (BRAKE LINE CONNECTOR) – Also refer to Front and Rear Brake Parts Lists – Sections 20.1 and 22.1 | | | | |
| 76/ | E100/350 – – disc brakes | D3TZ 2149-A | Front–5/16" I.D. x 5/8" O.D. | 4 |
| 73/75 | F250 – – 4/W/D | 8M 2149 | Front–3/8" I.D. x 5/8" O.D. | 2 |
| 73/76 | P350/400 | | Front | 2 |
| 73/77 | B–F500 – – 8 cyl. gas with 14" x 2 1/2" brake | | Front | 2 |
| 73/75 | F100/250 – – 2/W/D and disc brake F350 – – disc brake | D3TZ 2149-A | Front–5/16" I.D. x 5/8" O.D. Front | 4 4 |
| 76/ | F100/350 – – disc brakes | D3TZ 2149-A | Front–5/16" I.D. x 5/8" O.D. | 4 |
| 73/77 | P500 | 91A 2149 | Front brake line connection–7/16" I.D. | 2 |
| 2151-4 GASKET (BRAKE and CLUTCH SYSTEMS) | | | | |
| 73/77 | B–F–P500 | 7EQH 2152 | Rear brake cyl. inlet connection–outer– 35/64" I.D. x 11/16" O.D. | 2 |
| 73/77 | F500 | 91T 2154-A | Brake cyl. inlet–33/64" I.D. x 45/64" O.D. | 1 |
| 73/77 | P500 | 91A 2151 | Brake master cyl. outlet–39/64" I.D. x 13/16" O.D. | 1 |
| 73/77 | P500 | | Clutch cyl. inlet | 1 |
| 73/77 | P500 | 91A 2152 | Clutch cylinder outlet–33/64" I.D. x 13/16" O.D. | 1 |
| 2B152 Refer to Booster Parts Lists – Section 23.1 | | | | |
| 2A156 TUBE ASSY. (FRONT BRAKE HOSE TO TEE) – Improvise from bulk tubing (2269) and improvise insulators from rubber hose, friction tape, etc. | | | | |
| 2B156 Refer to Booster Parts Lists – Section 23.1 | | | | |
| 2A157 Refer to Booster Parts Lists – Section 23.1 | | | | |
| 2B160 GASKET (BRAKE SPLASH SHIELD)–also serviced in assy.–group 2K004-5 | | | | |
| 73/ | F100/250 – – 2/W/D with disc brakes–6200 G.V.W. | D3TZ 2B160-A | | 1 |

1973/79
TRUCK SERIES 100/500

| YEAR | MODEL/RESTRICTIONS | PART NUMBER | DESCRIPTION | QTY. |
|--|--|---------------------------------|---|--------|
| 2B161 VALVE (BRAKE PRESSURE METERING) | | | | |
| 73/ | F250 -- 2/W/D-disc brake and 6900, 7500 and 8100 G.V.W. | C8TZ 2B161-A | | 1 |
| 73/ | F250 -- 2/W/D-disc brake and 6200 GVW H/D disc brake | | | 1 |
| 73/ | F350 -- disc brake | | | 1 |
| 2162 CAP (BRAKE and CLUTCH MASTER CYLINDER FILLER) | | | | |
| 73/77 | B500 -- split H/V brakes | DOTZ 2162-A | Use with DOTZ 2140-A cyl. | 1 |
| 73/76 | B500 | C3TZ 2162-A | Brake-Midland-Ross boosters | 1 |
| 73/77 | B500 | 1A 2162-A | Clutch | 1 |
| 73/74 | E100/300 | C7AZ 2162-A | Brake-use with D3UZ 2140-A cyl. | 1 |
| 75 | E100/150 | D20Z 2162-A | Brake-use with D5UZ 2140-A cyl. | 1 |
| 76/ | E100/150 | D60Z 2162-A | Brake-use with D5UZ 2140-A, D6UZ 2140-A, D7TZ 2140-C cyl. | 1 |
| 75 | E250/350 | D3TZ 2162-A | Brake-use with D5UZ 2140-B cyl. | 1 |
| 76 | E250/350 | ★ D6TZ 2162-A M/WD4AZ 2162-A | Brake-use with D6TZ 2140-G cyl. | 1 |
| 77/ | E250/350 | D4AZ 2162-A | Brake-use with D7TZ 2140-A,B | 1 |
| 73/75 | F100 -- 4/W/D | D3TZ 2162-A | Brake-use with D3TZ 2140-E, L cyl. | 1 |
| 76 | F100/150 -- 4/W/D-disc brake | D60Z 2162-A | Brake-use with D5UZ 2140-A and D6TZ 2140-F cyl. | 1 |
| 77/ | F150 -- 4/W/D - disc brake | D60Z 2162-A | Brake-use with D7TZ 2140-C | 1 |
| 73/75 | F100 -- 2/W/D F250 -- 2/W/D 6200 G.V.W.-std. disc brake | D20Z 2162-A | Brake-use with D3TZ 2140-B, C, and D5TZ 2140-A, B cyl. | 1 1 |
| 76/ | F100/250 -- 2/W/D-single piston disc brake | D60Z 2162-A | Brake-use with D5UZ 2140-A, D6TZ 2140-F, D7TZ 2140-C cyl. | 1 |
| 73/75 | F250 -- 2/W/D 6200 G.V.W. H/D disc brake | D3TZ 2162-A | Brake-use with D3TZ 2140-D cyl. | 1 |
| 73/75 | F250 -- 2/W/D 6900, 7500 and 8100 G.V.W. | D3TZ 2162-A | Brake-use with D3TZ 2140-D cyl. | 1 |
| 76 | F250 -- 2/W/D-dual piston disc brake | ★ D6TZ 2162-A M/WD4AZ 2162-A | Brake-use with D6TZ 2140-G cyl. | 1 |
| 77/ | F250 -- 2/W/D-dual piston disc brake | D4AZ 2162-A | Brake-use with D7TZ 2140-B | 1 |
| 73 | F250 -- 4/W/D- "Before Ser. R00, 001" | C7AZ 2162-A | Brake-use with D3TZ 2140-A, M cyl. | 1 |
| 73/75 | F250 -- 4/W/D "From Ser. R00,001" | D5TZ 2162-A | Brake-use with D3TZ 2140-N cyl. | 1 |
| 76 | F250 -- 4/W/D-disc brake | ★ D6TZ 2162-A M/WD4AZ 2162-A | Brake-use with D6TZ 2140-G cyl. | 1 |
| 77/ | F250 -- 4/W/D-disc brake | D4AZ 2162-A | Brake-use with D7TZ 2140-B | 1 |
| 73/75 | F350 | D3TZ 2162-A | Brake-use with D3TZ 2140-D cyl. | 1 |
| 76 | F350 | ★ D6TZ 2162-A M/WD4AZ 2162-A | Brake-use with D6TZ 2140-G cyl. | 1 |
| 77/ | F350 | D4AZ 2162-A | Brake-use with D7TZ 2140-A | 1 |
| 73/77 | F500 | C3TZ 2162-A | Brake-Midland-Ross boosters | 1 |
| 73/77 | F500 -- split H/V brakes | DOTZ 2162-A | Use with DOTZ 2140-A cyl. | 1 |
| 73/77 | F500 -- split H/V brakes | C9TZ 2162-B | Use with C9TZ 2140-J cyl. | 1 |
| 73/76 | M450/500 -- split H/V brakes | DOTZ 2162-A | Includes gasket | 1 |
| 73/76 | P350/500 | 1A 2162-A | Clutch | 1 |
| 73/76 | P350/400 -- w/o booster | ★ C9TZ 2162-A r/bC7TZ 2162-B | Brakes-use with C9TZ 2140-E cyl. | 1 |
| 73/76 | P350/400 -- w/booster | C7AZ 2162-B | Brake | 1 |
| 2B164 Refer to Front Brake Parts Lists - Section 20.1 | | | | |
| 2167 GASKET (BRAKE MASTER CYLINDER FILLER CAP) | | | | |
| 73/77 | P100/500 | 8M 2167 | Clutch | 1 |
| 73/77 | P500 | | Brake | 1 |
| 73/77 | B-F500 | C6TZ 2167-A | Brake-1/4" I.D. x 3" O.D. | 1 |
| 73/74 | E100/300 | C7AZ 2167-A | 2 round holes-use with D3UZ 2140-A, cyl. | 1 |
| 76/ | E100 -- disc brakes w/o booster | D20Z 2167-A | Use with D6UZ 2140-A cyl. | 1 |
| 75/ | E100/150 | D5UZ 2167-A | Brake-use with D5UZ 2140-A cyl. | 1 |
| 75 | E250/350 | D5UZ 2167-B | Brake-use with D5UZ 2140-B cyl. | 1 |
| 76/ | E250/350 | D2AZ 2167-A | Brake - use with D6TZ 2140-G cyl. | 1 |

1973/79
TRUCK SERIES 100/500

| YEAR | MODEL/RESTRICTIONS | PART NUMBER | DESCRIPTION | QTY. |
|--|--|---------------------------------|--|-------|
| 2167 GASKET (BRAKE MASTER CYLINDER FILLER CAP) — Cont'd | | | | |
| 73/76 | F100/150 -- 2/W/D | D20Z 2167-A | Use with D3TZ 2140-B, C, and D5TZ 2140-A, B cyl. | 1 |
| 77/ | F100/150 -- 2/W/D | D5UZ 2167-A | Use with D7TZ 2140-C | 1 |
| 73/76 | F100/150 -- 4/W/D | ★ C7AZ 2167-B r/bD1FZ 2167-A | 2 oblong holes—use with D3TZ 2140-E, L cyl. | 1 |
| 77/ | F150 -- 4/W/D | D5UZ 2167-A | Use with D7TZ 2140-C | 1 |
| 73/ | F250 -- 2/W/D—single piston | D20Z 2167-A | Use with D3TZ 2140-B, D5TZ 2140-B cyl. | 1 |
| 73/75 | F250 -- 2/W/D—dual piston | ★ C7AZ 2167-B r/bD1FZ 2167-A | 2 oblong holes—use with D3TZ 2140-D cyl. | 1 |
| 76/ | F250 -- 2/W/D—dual piston disc brake | D2AZ 2167-A | Use with D6TZ 2140-G, D7TZ 2140-B cyl. | 1 |
| 73 | F250 -- 4/W/D— "Before Ser. R00, 001" | C7AZ 2167-A | 2 round holes—use with D3TZ 2140-A, M cyl. | 1 |
| 73/75 | F250 -- 4/W/D— "From Ser. R00, 001 " | D5TZ 2167-A | Use with D3TZ 2140-N cyl. | 1 |
| 76/ | F250 -- 4/W/D—disc brake | D2AZ 2167-A | Use with D6TZ 2140-G, D7TZ 2140-B cyl. | 1 |
| 73/75 | F350 | ★ C7AZ 2167-B r/bD1FZ 2167-A | 2 oblong holes—use with D3TZ 2140-D cyl. | 1 |
| 76/ | F350 | D2AZ 2167-A | Use with D6TZ 2140-G, D7TZ 2140-A cyl. | 1 |
| 73/77 | F500 -- split H/V brakes | C9TZ 2167-A | Use with C9TZ 2140-J cyl. | 1 |
| 73/76 | M450/500 -- split H/V brakes | 2167 | Serviced only in assy.—group 2162 | 1 |
| 73/76 | P350/400 | C7TZ 2167-A | Brake | 1 |
| 2169 PISTON (BRAKE and CLUTCH MASTER CYLINDER) — Supplied in 2004 and 7578 kits only unless listed — refer to Booster Parts List Section 23.1 | | | | |
| 73/77 | B-F500 -- split H/V brakes | C8TZ 2169-G | 14" x 2 1/2" | 1 |
| 73/77 | B-F500 -- split H/V brakes | C8TZ 2169-H | 15" x 3" | 1 |
| 73/76 | M450/500 | ★ D3HZ 2169-A | Primary | 1 |
| 73/76 | M450/500 | D0HZ 2169-A | Secondary | 1 |
| 2170 CUP (BRAKE MASTER CYLINDER SECONDARY) — Also refer to Booster Parts Lists — Section 23.1 | | | | |
| 73/77 | B-F500 -- split H/V brakes | C8TZ 2170-C | | 1 |
| 73/76 | M450/500 -- split H/V brakes | C8TZ 2170-C | Cup and ring | 1 |
| 73/76 | M450/500 -- split H/V brakes | ★ TUBV 2170-A | Primary | 1 |
| 73/76 | M450/500 -- split H/V brakes | ★ C8TZ 2170-B | Secondary | 1 |
| 2173-4 Supplied in 2004 and 7578 Kits only | | | | |
| 2175 Refer to Front Brake Parts List — Section 20.1 | | | | |
| 2B175 HOSE (VACUUM GAUGE) — Improvise from bulk hose (D3PZ 17543-A) | | | | |
| 2A176-7 LEVER KIT (BRAKE ADJUSTING) For Model Application—Refer to Front or Rear Brake Parts Lists—Sections 20.1 and 22.1 | | | | |
| 73/74 | 10" x 1 3/4", 10" x 2 1/2" brakes | C4UZ 2A176-B | R.H. & L.H. | 2 |
| Consists of | | | | |
| | 1-C4UZ 2A176-A | Lever R.H. | 1-C4UZ 2A178-A | Cable |
| | 1-C4UZ 2A177-A | Lever L.H. | 1-C1SS 2A179-A | Guide |
| 73/75 | 11" x 2" brakes | C4TZ 2A176-A | R.H. & L.H. | 2 |
| Consists of | | | | |
| | 1-C4UZ 2A176-A | Lever R.H. | 1-C4TZ 2A178-A | Cable |
| | 1-C4UZ 2A177-A | Lever L.H. | 1-C1SS 2A179-A | Guide |
| 73/ | 11" x 2 1/4", 11" x 3" brakes | C8TZ 2A176-F | R.H. & L.H. | 2 |
| Consists of | | | | |
| | 1-C4UZ 2A176-A | Lever R.H. | 1-C8TZ 2A178-A | Cable |
| | 1-C4UZ 2A177-A | Lever L.H. | 1-C1SS 2A179-A | Guide |

1973/79
TRUCK SERIES 100/500

| YEAR | MODEL/RESTRICTIONS | PART NUMBER | DESCRIPTION | QTY. | | |
|---|--|--------------|---------------------------------|-------|----------------|--------|
| 2A176-7 LEVER KIT (BRAKE ADJUSTING) — Cont'd | | | | | | |
| For Model Application—Refer to Front or Rear Brake Parts Lists—Sections 20.1 and 22.1 | | | | | | |
| 73/76 | 12 1/8" x 2" brakes | C7TZ 2A176-C | R.H. & L.H. | 2 | | |
| Consists of | | | | | | |
| | 1-C7TZ 2A176-A | Lever R.H. | 1-C8TZ 2A178-C | Cable | 1-C1SS 2A179-A | Guide |
| | 1-C7TZ 2A177-A | Lever L.H. | | | | |
| 73/76 | 12" x 2 1/2", 12" x 3" brakes "Before Ser. B50,001" | C6TZ 2A176-B | R.H. | 1 | | |
| Consists of | | | | | | |
| | 1-D5TZ 2A176-A | Lever | 1-C6TZ 2A179-B | Guide | 1-C9TZ 2A180-A | Spring |
| | 1-C6TZ 2A178-A | Cable | 1-C7TZ 2A179-A | Guide | | |
| 73/76 | 12" x 2 1/2", 12" x 3" brakes "Before Ser. B50,001" | C6TZ 2A177-A | L.H. | 1 | | |
| Consists of | | | | | | |
| | 1-D5TZ 2A176-A | Lever | 1-C6TZ 2A179-A | Guide | 1-C9TZ 2A180-B | Spring |
| | 1-C6TZ 2A178-A | Cable | 1-C7TZ 2A179-A | Guide | | |
| 76/ | 12" x 2 1/2", 12" x 3" brakes "From Ser. B50,001" | D6TZ 2A176-B | R.H. | 1 | | |
| Consists of | | | | | | |
| | 1-D7TZ 2A176-A | Lever | 1-C7TZ 2A179-A | Guide | 1-C9TZ 2A180-A | Spring |
| | 1-D6TZ 2A178-A | Cable | | | | |
| 76/ | 12" x 2 1/2", 12" x 3" brakes "From Ser. B50,001" | D6TZ 2A177-B | L.H. | 1 | | |
| Consists of | | | | | | |
| | 1-D7TZ 2A177-A | Lever | 1-C7TZ 2A179-A | Guide | 1-C9TZ 2A180-B | Spring |
| | 1-D6TZ 2A178-A | Cable | | | | |
| 2B176 Refer to Booster Parts Lists — Section 23.1 | | | | | | |
| 2C176 Refer to Front Brake Parts Lists — Section 20.1 | | | | | | |
| 2D176 Refer to Front Brake Parts Lists — Section 20.1 | | | | | | |
| 2178 Refer to Booster Parts Lists — Section 23.1 | | | | | | |
| 2A178 Refer to Front or Rear Brake Parts Lists — Section 20.1 and 22.1 | | | | | | |
| 2179 Refer to Front Brake Parts Lists — Section 20.1 | | | | | | |
| 2A179 Refer to Front or Rear Brake Parts Lists — Section 20.1 and 22.1 | | | | | | |
| 2180 BOOT (BRAKE and CLUTCH MASTER CYLINDER) — Also refer to 2004 Kits | | | | | | |
| 73/ | B500, F350/500 | C3TZ 2180-A | Brake—Midland—Ross boosters | 1 | | |
| 73/ | E-F100 | 0A 2180 | Brake—supplied in 2004 kits | 1 | | |
| 73/ | F250 | | Brake | 1 | | |
| 73/77 | P500 | | Brake | 1 | | |
| 76/ | E100 — disc brakes w/o booster | D5DZ 2180-A | Brake use with D6UZ 2140-A cyl. | 1 | | |
| 73/ | E100/300 | DOUZ 2180-A | | 1 | | |
| 2A180-4 Refer to Front or Rear Brake Parts Lists — Sections 20.1 and 22.1 | | | | | | |
| 2A186 Refer to Rear Brake Parts Lists — Section 22.1 | | | | | | |
| 2188 PLATE (BRAKE and CLUTCH MASTER CYLINDER PISTON STOP) | | | | | | |
| 73/77 | B500 — split H/V brakes | C8TZ 2188-A | | 1 | | |
| 73/77 | F500 | | | 1 | | |

**1973/79
TRUCK SERIES 100/500**

| YEAR | MODEL/RESTRICTIONS | PART NUMBER | DESCRIPTION | QTY. |
|---------|---|-------------|---|------|
| 2188 | PLATE (BRAKE and CLUTCH MASTER CYLINDER PISTON STOP) — Cont'd | | | |
| 73/76 | M450/500 -- split H/V brakes | D2HZ 2188-A | | 1 |
| 73/77 | P500 | 91T 2188 | Brake | 1 |
| 2A190-1 | Refer to Rear Parts Lists - Section 22.1 | | | |
| 2194 | Refer to Front Brake Parts Lists - Section 20.1 | | | |
| 2196-7 | Refer to Front or Rear Brake Parts Lists - Sections 20.1 and 22.1 | | | |
| 2A199 | TUBE ASSY. (BRAKE MASTER CYLINDER TO REAR BRAKE TUBE CONNECTOR) - Improvise from bulk tubing (2269) and improvise insulators from rubber hose, friction tape, etc. | | | |
| 73/ | | 353280-S | (II-71)-connector (tube to master cyl.)-1/2"-20 x 7/16"-24 | 1 |
| 73/ | | 373996-S | (II-135-A)-tee-5-way (tube to stoplight switch and brake tubes) | 1 |
| 73/ | | 357949-S | (GG-141)-clip (tube to L.H. side member) | AR |
| 73/ | | | Clip (tube to brake hose clip bracket) | 1 |
| 73/ | | 358360-S32 | (GG-143)-clip (tube to L.H. side member) | 1 |
| 73/ | | 370427-S | (II-136)-tee-4-way (tube to stoplight switch and brake tubes) | 1 |
| 73/ | | 351968-S | (GG-258)-clip (tube to side member) | AR |

1973/79 TRUCK SERIES 100/500

FRONT BRAKE MODEL APPLICATION CHART

1. Determine truck series and model year.
2. When optional brake sizes are shown, determine brake size. The brake size shown is the inside diameter of the brake drum and the width of the related brake shoe lining.
3. When different axle capacities are shown for the same brake size, determine axle capacity from truck warranty plate code.
4. Refer to affected parts list. Brake component parts lists appear in numerical sequence in this section following the application chart. Brake drums are not included in the parts lists. They are listed in Section 11.1 Front Hub and Drum Parts Lists. Refer to Section 11.1, page 1.
5. Refer to the appropriate section and page of the Truck Illustrations Catalog when necessary for the group numbers of the required parts. Brake components are also listed by part name with their related group number in the Index at the beginning of Section 10.

FRONT BRAKE MODEL APPLICATION CHART

| TRUCK SERIES | MODEL YEAR | FRONT AXLE CAPACITY | BRAKES | | PARTS LIST NO. | ILLUS-TRATION SEC. PAGE | TRUCK SERIES | MODEL YEAR | FRONT AXLE CAPACITY | BRAKES | | PARTS LIST NO. | ILLUS-TRATION SEC. PAGE |
|----------------|------------|---------------------------|------------|--------------|----------------|-------------------------|--------------------------------------|-----------------------------|---|------------|--------------|----------------|-------------------------|
| | | | SIZE | H-HYD. A-AIR | | | | | | SIZE | H-HYD. A-AIR | | |
| B500 | 73/76 | 5M, 5.5M | 14 x 2 1/2 | H | 7 | 21 3, 5 | F250 2/W/D 4/W/D 4/W/D | 73/ 73/75 76/ | 3M, 3.15M, 3.3M,3.5M 3.85M 3.3M, 3.55M, 3.8M 3.55M,3.8M, 4.5M | Disc | H | 17 | 21 6,7 |
| B500 | 77 | 6M | 15 x 3 | H | 8 | 21 | | | | | | | |
| E100 | 73/74 | 2.55M, 2.8M | 10 x 2 1/2 | H | 1 | 21 1 | | | | | | | |
| E200 | 73/74 | 2.8M, 3.05M | 11 x 3 | H | 2 | 21 1 | | | | | | | |
| E300 | 73/74 | 3.3M, 3.6M | 12 x 3 | H | 3 | 21 2 | | | | | | | |
| E100/150 | 75/ | 2.95M,3.15M, 3.2M,3.4M | Disc | H | 17 | 21 10 | | | | | | | |
| E250 | 75/ | 4M | Disc | H | 17 | 21 11,13 | F350 | 73/ | 3.8M,3.85M, 4.5M | Disc | H | 17 | 21 5,13 |
| E350 | 75/ | 4.2M | Disc | H | 17 | 21 11,13 | | | | | | | |
| F100/150 2/W/D | 73/ | 2.75M,3.3M | Disc | H | 17 | 21 7 | F500 | 73/77 | 5M, 5.5M | 14 x 2 1/2 | H | 7 | 21 3, 5 |
| F1004/W/D | 73/75 | 3.3M | 11 x 2 | H | 2 | 21 12 | M450/500 | 73/76 | 5.5M | 14 x 2 1/2 | H | 7 | 21 3,5 |
| F100/150 4/W/D | 76/ | 3.3M,3.55M | Disc | H | 17 | 21 12 | P350 | 73/76 | 3.8M | 12 1/8 x 2 | H | 5 | 21 2 |
| | | | | | | | P400 | 73/76 | 3.8M | 12 1/8 x 2 | H | 5 | 21 2 |
| | | | | | | | P500 | 73/77 | 4.7M | 13 x 2 1/4 | H | 6 | 21 3 |

| YEAR | RESTRICTIONS | PART NUMBER | QTY. | PART NAME AND DESCRIPTION |
|------|--------------|-------------|------|---------------------------|
|------|--------------|-------------|------|---------------------------|

FRONT BRAKE PARTS LIST NO. 1
10 x 2 1/2

Notes: ● Refer to group number in Section 20 for kit components. ♦ Refer to group number in Section 22 for Kit Components.

| | | | |
|-------|----------------|---|--|
| 73/74 | D2UZ 2001-A | 1 | ●SHOE and LINING KIT (BRAKE) |
| 73/74 | D2UZ 2007-B | 1 | ●LINING KIT (BRAKE SHOE) |
| | 2012-3 | | PLATE ASSY. (CARRIER) |
| 73/74 | D2UZ 2012-A | 1 | R.H. |
| | D2UZ 2013-A | 1 | L.H. |
| 73/74 | 382719-S2 | 4 | (BB-300-X)-bolt (plate to spindle)-1/2"-13 x 2 1/4" |
| 73/74 | 382720-S2 | 4 | (MM-67-B)-castle nut-1/2"-13 |
| 73/74 | 72053-S | 4 | (N-52)-cotter pin-1/8" x 1 1/4" |
| 73/74 | 380899-S2 | 4 | (BB-176-B)-bolt (plate to spindle)-7/16"-14 x 1 1/2" |
| 73/74 | ★34968-S2 | 4 | Nut-7/16"-14 |
| 73/74 | D7TZ 2028-A | 2 | PLATE (BRAKE SHOE ANCHOR PIN) |
| | 2035 | | SPRING (BRAKE SHOE RETRACTING) |
| 73/74 | ★C4UZ 2035-B | 2 | 2 7/16" long-aluminum-primary spring |
| | r/bD4TZ 2035-A | | |
| 73/74 | ★C4UZ 2035-A | 2 | 4 1/4" long-clear-secondary spring |
| | r/bD4TZ 2035-A | | |
| 73/74 | D4TZ 2035-A | 1 | Kit-Consists of (2) C4UZ 2035-A and (2) C4UZ 2035-B |

1973/79
TRUCK SERIES 100/500

| YEAR | RESTRICTIONS | PART NUMBER | QTY. | PART NAME AND DESCRIPTION |
|--|--------------|-----------------|------|---|
| FRONT BRAKE PARTS LIST NO. 1 — Cont'd | | | | |
| 10 x 2 1/2 | | | | |
| Notes: ● Refer to group number in Section 20 for kit components. ♦ Refer to group number in Section 22 for Kit Components. | | | | |
| | | 2041 | | SCREW (BRAKE ADJUSTING) |
| 73/74 | | C4UZ 2041-A | 1 | R.H.—screw only—7/16"—20 x 2 1/4" |
| | | D4UZ 2041-A | 1 | assy. R.H.—consists of (1) C4UZ 2041-A, (1) C4UZ 2047-A, (1) C4UZ 2048-A, and (1) 372583-S |
| | | C4UZ 2041-B | 1 | L.H.—screw only |
| | | ★ D4UZ 2041-B | 1 | Assy.—L.H.—consists of (1) C4UZ 2041-B, (1) C4UZ 2047-B, (1) C4UZ 2048-A, and (1) 372583-S |
| | | r/bC4UZ 2041-D | | |
| | | 2041 | | ● SCREW KIT (BRAKE ADJUSTING) |
| 73/74 | | C4UZ 2041-C | 1 | R.H. |
| | | C4UZ 2041-D | 1 | L.H. |
| 73/74 | | B7A 2042-A | 4 | LINK (BRAKE CYLINDER TO SHOE) |
| | | 2047 | | NUT (BRAKE ADJUSTING SCREW) |
| 73/74 | | ★ C4UZ 2047-A | 1 | R.H.—7/16"—20 x 2 7/64"—also serviced in assy.—group 2041 |
| | | r/bC4UZ 2041-C | | |
| | | ★ C4UZ 2047-B | 1 | L.H. also serviced in assy.—group 2041 |
| | | r/bC4UZ 2041-D | | |
| 73/74 | | ★ C4UZ 2048-A | 2 | SOCKET (BRAKE ADJUSTING SCREW)— |
| | | r/bC4UZ 2041-C | | |
| | | or | | |
| | | r/bC4UZ 2041-D | | also serviced in assy.—group 2041 |
| 73/74 | | 372583-S | 2 | (XX-168)—washer (flat)—15/32" I.D.— also serviced in assy.—group 2041 |
| 73/74 | | C1SS 2049-A | 2 | SPRING (BRAKE ADJUSTING SCREW) |
| | | 2061-2 | | CYLINDER ASSY. (BRAKE) |
| 73/74 | | D3UZ 2061-B | 1 | R.H.—1/8" dia. |
| | | D3UZ 2062-B | 1 | L.H. |
| 73/74 | | 20310-S8 | 4 | (B-48)—bolt (cyl. to carrier plate)—5/16"—18 x 1/2" |
| 73/74 | | 34806-S7 | 4 | (X-64)—lockwasher—5/16" |
| 73/74 | | B7A 2066-A | 8 | CUP or WASHER (BRAKE SHOE HOLD DOWN SPRING) |
| | | 2068 | | SPRING (BRAKE SHOE HOLD DOWN) |
| 73/74 | | D3TZ 2068-A | 4 | Upper—1 1/8" long—5 1/4 coils |
| 73/74 | | C3SZ 2068-A | 4 | Lower—1 1/16" long—5 1/4 coils |
| 73/74 | | B7A 2069-A | 4 | PIN (BRAKE SHOE HOLD DOWN SPRING) |
| 73/74 | | 8A 2092 | 2 | COVER (BRAKE ADJUSTING HOLE) |
| 73/74 | | C4UZ 2A094-B | 2 | ● SHOE HOLD DOWN KIT (BRAKE) |
| | | 2A176-7 | | LEVER (BRAKE SHOE ADJUSTING) |
| 73/74 | | ★ C4UZ 2A176-A | 1 | R.H. |
| | | r/bC4UZ 2A176-B | | |
| | | ★ C4UZ 2A177-A | 1 | L.H. |
| | | r/bC4UZ 2A176-B | | |
| | | 2A176 | | ● LEVER KIT (BRAKE SHOE ADJUSTING) |
| 73/74 | | C4UZ 2A176-B | 2 | R.H. & L.H. |
| 73/74 | | ★ C4UZ 2A178-A | 2 | CABLE ASSY. (BRAKE SHOE ADJUSTING LEVER) |
| | | r/bC4UZ 2A176-B | | |
| 73/74 | | ★ C1SS 2A179-A | 2 | GUIDE (BRAKE SHOE ADJUSTING LEVER CABLE) |
| | | r/bC4UZ 2A176-B | | |
| 73/74 | | AJ 2196-A | 4 | PISTON (FRONT WHEEL BRAKE CYLINDER)—1 1/8" dia. Serviced only in kit—group 2221 in this parts list |
| | | 2201-2 | | EXPANDER and SPRING ASSY. (BRAKE CYLINDER PISTON RETURN) |
| 73/74 | | ★ D3UZ 2204-F | 2 | |
| 73/74 | | ★ C8UZ 2206-A | 4 | BOOT (BRAKE CYLINDER) |
| 73/74 | | C8UZ 2208-A | 2 | SCREW (BRAKE CYLINDER BLEEDER) |
| 73/74 | | D3UZ 2221-B | 2 | ♦ CYLINDER REPAIR KIT (BRAKE)—1 1/8" dia. |
| | | 2A176 | | ● LEVER KIT (BRAKE SHOE ADJUSTING) |
| 73/74 | | B7C 2240-A | 2 | BAFFLE (BRAKE GREASE) |

**1973/79
TRUCK SERIES 100/500**

| YEAR | RESTRICTIONS | PART NUMBER | QTY. | PART NAME AND DESCRIPTION |
|--|--------------|----------------|------|---|
| FRONT BRAKE PARTS LIST NO. 2 11 x 2 and 11 x 3 | | | | |
| Notes: ● Refer to group number in Section 20 for kit components, ◆ Refer to group number in Section 22 for kit components. | | | | |
| | | 2001 | | ●SHOE and LINING KIT (BRAKE) |
| 73/74 | E200 | D2TZ 2001-C | 1 | |
| 73/75 | F100 | D2TZ 2001-A | 1 | |
| | | 2007 | | ●LINING KIT (BRAKE SHOE) |
| 73/74 | E200 | D2TZ 2007-A | 1 | |
| 73/75 | F100 | D2TZ 2007-C | 1 | |
| | | 2012-3 | | PLATE ASSY. (CARRIER) |
| 73 | E200 | ★ C8TZ 2012-B | 1 | R.H. |
| | | ★ C8TZ 2013-B | 1 | L.H. |
| 74 | E200 | ★ D4UZ 2012-A | 1 | R.H. |
| | | ★ D4UZ 2013-A | 1 | L.H. |
| 73/75 | F100 | C6TZ 2012-B | 1 | R.H. |
| | | C7TZ 2013-C | 1 | L.H. |
| 73/74 | E200 | 382719-S2 | 4 | (BB-300-X)-bolt (plate to spindle)-1/2"-13 x 2 1/4" |
| 73/74 | E200 | 382720-S2 | 4 | (MM-67-B)-castle nut 1/2"-13 |
| 73/74 | E200 | 72053-S | 4 | (N-52)-cotter pin-1/8" x 1 1/4" |
| 73/74 | E200 | 380899-S2 | 4 | (BB-167-B)-bolt (plate to spindle)-7/16"-14 x 1 1/2" |
| 73/74 | E200 | ★ 34968-S2 | 4 | Locknut-7/16"-14 |
| | | 2028 | | PLATE (BRAKE SHOE ANCHOR PIN) |
| 73/74 | E200 | COMM 2028-A | 2 | |
| 73/75 | F100 | D7TZ 2028-A | 2 | |
| | | 2035-6 | | SPRING (BRAKE SHOE RETRACTING) |
| 73/74 | E200 | COMM 2036-A | 2 | Primary-red-also serviced in kit-group 2A225 |
| 73/75 | E200, F100 | COMM 2035-A | 2 | Secondary-black-also serviced in kit-group 2A225 |
| 73/75 | F100 | B5A 2035-A | 2 | Anchor to shoe-blue |
| 73/75 | F100 | C3AZ 2035-A | 2 | Shoe to shoe-red-also serviced in kit-group 2A225 |
| | | 2041 | | SCREW (BRAKE ADJUSTING) |
| 73/75 | | ★ C4TZ 2041-A | 1 | R.H.-# "R" |
| | | r/bC1AZ 2041-C | | |
| | | ★ C1AZ 2041-A | 1 | L.H.-# "L" |
| | | r/bC1AZ 2041-D | | |
| | | 2041 | | ●SCREW KIT (BRAKE ADJUSTING) |
| 73/75 | | C1AZ 2041-C | 1 | R.H. |
| | | C1AZ 2041-D | 1 | L.H. |
| 73 | | B7A 2042-A | 4 | LINK (BRAKE CYLINDER TO SHOE) |
| 74/75 | | C6TZ 2042-A | 4 | |
| | | 2047 | | NUT (BRAKE ADJUSTING SCREW) |
| 73/75 | | ★ C2AZ 2047-A | 1 | R.H. |
| | | r/bC1AZ 2041-C | | |
| | | ★ C1AZ 2047-A | 1 | L.H. |
| | | r/bC1AZ 2041-D | | |
| 73/75 | | ★ C1AA 2048-A | 2 | SOCKET (BRAKE ADJUSTING SCREW) |
| | | r/bC1AZ 2041-C | | |
| | | or | | |
| | | r/bC1AZ 2041-D | | |
| 73/75 | | 372583-S | 2 | (XX-168)-washer-flat -15/32" I.D. |
| 73/75 | | C1SS 2049-A | 2 | SPRING (BRAKE ADJUSTING SCREW)- also serviced in kit-group 2A225 |

1973/79
TRUCK SERIES 100/500

| YEAR | RESTRICTIONS | PART NUMBER | QTY. | PART NAME AND DESCRIPTION |
|--|--------------|--|--------|--|
| FRONT BRAKE PARTS LIST NO. 2 — Cont'd 11 x 2 and 11 x 3 | | | | |
| Notes: ● Refer to group number in Section 20 for kit components, ◆ Refer to group number in Section 22 for kit components. | | | | |
| | | 2061-2 | | CYLINDER ASSY. (BRAKE) |
| 73/74 | E200 | ★ D3UZ 2062-A r/bD3TZ 2062-A | 1 | R.H.—1 1/8" dia. |
| | | ★ D3UZ 2061-A r/bD3TZ 2061-A | 1 | L.H. |
| 73/75 | F100 | D3TZ 2062-B D3TZ 2061-B | 1 1 | R.H.—1 1/16" dia. L.H. |
| 73/75 | | 20310-S8 | 4 | (B-48)—bolt (cyl. to carrier plate)—5/16"—18 x 1/2" |
| 73/75 | | 34806-S7 | 4 | (X-64)—lockwasher—5/16" |
| 73/75 | | B7A 2066-A | 8 | CUP or WASHER (BRAKE SHOE HOLD DOWN SPRING) |
| | | 2068 | | SPRING (BRAKE SHOE HOLD DOWN) |
| 73/74 | E200 | C3SZ 2068-A | 2 | Primary—1 1/16" long—5 1/4 coils |
| 73/74 | E200 | D3TZ 2068-A | 2 | Secondary—1 1/8" long—5 1/4 coils |
| 73/75 | F100 | | 4 | |
| | | 2069 | | PIN (BRAKE SHOE HOLD DOWN SPRING) |
| 73/74 | E200 | B8E 2069-A | 4 | |
| 73/75 | F100 | 8L 2069 | 4 | |
| 73/75 | | 8A 2092 | 2 | COVER (BRAKE ADJUSTING HOLE) |
| | | 2A176-7 | | LEVER (BRAKE SHOE ADJUSTING) |
| 73/75 | | ★ C4UZ 2A176-A r/bC4TZ 2A176-A or r/bC8TZ 2A176-A ★ C4UZ 2A177-A r/bC4TZ 2A176-A or r/bC8TZ 2A176-F | 1 1 | R.H. L.H. |
| | | 2A176 | | ● LEVER KIT (BRAKE SHOE ADJUSTING) |
| 73/74 | E200 | C8TZ 2A176-F | 2 | R.H. & L.H. |
| 73/75 | F100 | C4TZ 2A176-A | 2 | R.H. & L.H. |
| | | 2A178 | | CABLE ASSY. (BRAKE SHOE ADJUSTING LEVER) |
| 73/74 | E200 | ★ C8TZ 2A178-A r/bC8TZ 2A176-F | 2 | |
| 73/75 | F100 | ★ C4TZ 2A178-A r/bC4TZ 2A176-A | 2 | |
| 73/75 | | ★ C1SS 2A179-A r/bC4TZ 2A176-A or r/bC8TZ 2A176-F | 2 | GUIDE (BRAKE SHOE ADJUSTING LEVER CABLE) |
| 73/74 | E200 | AJ 2196-A | 4 | PISTON (BRAKE CYLINDER) |
| 73/75 | F100 | C30Z 2196-B | 4 | |
| | | 2201 | | CUP (BRAKE CYLINDER) — Serviced only in 2221 kit |
| | | 2204 | | EXPANDER and SPRING ASSY. (BRAKE CYLINDER PISTON RETURN) |
| 73/74 | E200 | ★ D3UZ 2204-A | 2 | Also serviced in 2221 kit |
| 73/75 | F100 | D3TZ 2204-B | 2 | Also serviced in 2221 kit |
| 73/75 | | C7TZ 2206-A | 4 | BOOT (BRAKE CYLINDER) — Also serviced in 2221 kit |
| | | 2208 | | SCREW (BRAKE CYLINDER BLEEDER) |
| 73/74 | E200 | 8M 2208 | 2 | |
| 73/75 | F100 | D2TZ 2208-A | 2 | |
| | | 2221 | | ◆ CYLINDER REPAIR KIT (BRAKE) |
| 73/74 | E200 | D3UZ 2221-A | 2 | 1 1/8" dia. |
| 73/75 | F100 | D3TZ 2221-A | 2 | 1 1/16" dia. |
| 73/75 | | D9AZ 2A225-B | 1 | SPRING KIT (BRAKE REPAIR)— incl. (2) COMM 2035-A, (2) C3AZ 2035-A (2) COMM 2036-A, and (2) C1SS 2049-A |

1973/79
TRUCK SERIES 100/500

| YEAR | RESTRICTIONS | PART NUMBER | QTY. | PART NAME AND DESCRIPTION |
|---|--------------|--|------|---|
| FRONT BRAKE PARTS LIST NO. 3 12 x 3 | | | | |
| Notes: ● Refer to group number in Section 20 for kit components, ◆ Refer to group number in Section 22 for kit components | | | | |
| 73/74 | | ★ D1TZ 2001-B r/b D3TZ 2001-B | 1 | ● SHOE and LINING KIT (BRAKE) |
| 73/74 | | D1TZ 2007-B | 1 | ● LINING KIT (BRAKE SHOE) |
| 73/74 | | C6TZ 2012-A | 2 | PLATE ASSY. (CARRIER)—R.H. and L.H. |
| 73/74 | | 357451-S | 8 | (BB-195)—bolt (plate to spindle)—1/2"—13 x 1 3/4" |
| 73/74 | | 55697-S8 | 8 | (M-89-F)—nut—1/2"—13 |
| 73/74 | | 351453-S8 | 8 | (XX-186)—flat washer—1/2" |
| 73/74 | | C6TZ 2035-A | 2 | SPRING (BRAKE SHOE RETRACTING)—49/64" O.D. x 8 29/32" long—14 coils—also serviced in kit—group 2A225 |
| | | 2041 | | SCREW (BRAKE ADJUSTING) |
| 73/74 | | ★ C6TZ 2041-B r/b C7TZ 2041-B | 1 | R.H. |
| | | ★ C6TZ 2041-A r/b C7TZ 2041-C | 1 | L.H. |
| | | 2041 | | ● SCREW KIT (BRAKE ADJUSTING) |
| 73/74 | | C7TZ 2041-B | 1 | R.H. |
| | | C7TZ 2041-C | 1 | L.H. |
| 73/74 | | C6TZ 2042-A | 4 | LINK (BRAKE CYLINDER TO SHOE) |
| | | 2047 | | NUT (BRAKE ADJUSTING SCREW) |
| 73/74 | | ★ C6TZ 2047-B r/b C7TZ 2041-B | 1 | R.H. |
| | | ★ C6TZ 2047-A r/b C7TZ 2041-C | 1 | L.H. |
| 73/74 | | C6TZ 2049-A | 2 | SPRING (BRAKE ADJUSTING SCREW)— also serviced in kit—group 2A225 |
| | | 2061-2 | | CYLINDER ASSY. (BRAKE) |
| 73/74 | | ★ D3UZ 2062-A r/b D3TZ 2062-A | 1 | R.H.—1 1/8" dia. |
| | | ★ D3UZ 2061-A r/b D3TZ 2061-A | 1 | L.H. |
| 73/74 | | 20310-S8 | 4 | (B-48)—bolt (cyl. to carrier plate)—5/16"—18 x 1/2" |
| 73/74 | | 34806-S7 | 4 | (X-64)—lockwasher—5/16" |
| 73/74 | | C6TZ 2068-A | 4 | SPRING (BRAKE SHOE HOLD DOWN)— Also serviced in kit—group 2A094 |
| 73/74 | | C7TZ 2069-A | 4 | PIN (BRAKE SHOE HOLD DOWN SPRING)— Also serviced in kit—group 2A094 |
| 73/74 | | 8A 2092 | 2 | COVER (BRAKE ADJUSTING HOLE) |
| 73/74 | | D9TZ 2A094-A | 1 | SPRING KIT (BRAKE SHOE HOLD DOWN)— incls. (4) C6TZ 2068-A, (2) C6TZ 2068-B, and (4) C7TZ 2069-A |
| 73/74 | | C6TZ 2108-A | 2 | PIN (BRAKE ADJUSTING LEVER) — 59/64" long |
| | | 2128 | | Refer to group 2221 in this parts list |
| 73/74 | | ★ C7TZ 2A176-B r/b D5TZ 2A176-A | 2 | LEVER (BRAKE SHOE ADJUSTING) |
| | | 2A176-7 | 1 | ● LEVER KIT (BRAKE ADJUSTING) |
| 73/74 | | C6TZ 2A176-B | 1 | R.H. |
| | | C6TZ 2A177-A | 1 | L.H. |
| 73/74 | | ★ C6TZ 2A178-A r/b C6TZ 2A176-B or r/b C6TZ 2A177-A | 2 | CABLE ASSY. (BRAKE SHOE ADJUSTING LEVER) |
| 73/74 | | ★ C7TZ 2A179-A r/b C6TZ 2A176-B or r/b C6TZ 2A177-A | 2 | GUIDE (BRAKE SHOE ADJUSTING LEVER CABLE) — R.H. and L.H. |
| | | 2A180 | | SPRING (BRAKE AUTOMATIC ADJUSTING LEVER RETURN) |
| 73/74 | | C9TZ 2A180-A | 1 | R.H. |
| | | ★ C9TZ 2A180-B r/b C6TZ 2A177-A | 1 | L.H. |

1973/79
TRUCK SERIES 100/500

| YEAR | RESTRICTIONS | PART NUMBER | QTY. | PART NAME AND DESCRIPTION |
|--|--------------|--------------|------|--|
| FRONT BRAKE PARTS LIST NO. 3 — Cont'd 12 x 3 | | | | |
| Notes: ● Refer to group number in Section 20 for kit components, ◆ Refer to group number in Section 22 for kit components. | | | | |
| | | 2A180 | | SPRING (BRAKE AUTOMATIC ADJUSTING LEVER RETURN) |
| 73/74 | | AJ 2196-A | 4 | PISTON (BRAKE CYLINDER)-1 1/8" dia. |
| | | 2201-2 | | Refer to 2221 Kit in this parts list |
| 73/74 | | D3UZ 2204-A | 2 | EXPANDER and SPRING ASSY. (BRAKE CYLINDER PISTON RETURN) |
| 73/74 | | C7TZ 2206-A | 4 | BOOT (BRAKE CYLINDER) |
| 73/74 | | 8M 2208 | 2 | SCREW (BRAKE CYLINDER BLEEDER) |
| 73/74 | | D3UZ 2221-A | 2 | ◆CYLINDER REPAIR KIT (BRAKE) - 1 1/8" dia. |
| 73/74 | | D9TZ 2A225-A | 1 | SPRING KIT (DRUM BRAKE REPAIR) incls. (4) C6TZ 2035-A and (2) C6TZ 2049-A |

FRONT BRAKE PARTS LIST NO. 4
12 1/8 x 2

| YEAR | RESTRICTIONS | PART NUMBER | QTY. | PART NAME AND DESCRIPTION |
|--|--------------|-----------------------------------|------|---|
| Notes: ● Refer to group number in Section 20 for kit components, ◆ Refer to group number in Section 22 for kit components. | | | | |
| 73/75 | | D2TZ 2001-B | 1 | ●SHOE and LINING KIT (BRAKE) |
| 73/75 | | D2TZ 2007-B | 1 | ●LINING KIT (BRAKE SHOE) |
| | | 2012-3 | | PLATE ASSY. (CARRIER) |
| 73/75 | Reg. Cab | C7TZ 2012-G | 1 | R.H. |
| | | C7TZ 2013-H | 1 | L.H. |
| 73/75 | Crew Cab | ★ D4TZ 2012-A | 1 | R.H. |
| | | ★ D4TZ 2013-A | 1 | L.H. |
| 73/75 | | 371900-S | 12 | (BB-219-A)-bolt (plate to spindle)- 3/8"-24 x 1 25/64" |
| 73/75 | | COMM 2028-A | 2 | PLATE (BRAKE SHOE ANCHOR PIN) |
| 73/75 | | 96H 2036 | 4 | SPRING (BRAKE SHOE RETRACTING) |
| | | 2041 | | SCREW (BRAKE ADJUSTING) |
| 73/75 | | ★ C1VV 2041-A r/bCOAZ 2041-A | 1 | R.H. |
| | | ★ CIAZ 2041-B r/bCOAZ 2041-B | 1 | L.H. |
| | | 2041 | | ●SCREW KIT (BRAKE ADJUSTING) |
| 73/75 | | COAZ 2041-A | 1 | R.H. |
| | | COAZ 2041-B | 1 | L.H. |
| 73/75 | | B7A 2042-A | 4 | LINK (BRAKE CYLINDER TO SHOE) |
| | | 2047 | | NUT (BRAKE ADJUSTING SCREW) |
| 73/75 | | C2AZ 2047-A | 1 | R.H. |
| | | C1AZ 2047-A | 1 | L.H. |
| 73/75 | | C1AA 2048-A | 2 | SOCKET (BRAKE ADJUSTING SCREW) |
| 73/75 | | C7TZ 2049-B | 2 | SPRING (BRAKE ADJUSTING SCREW) |
| | | 2061-2 | | CYLINDER ASSY. (BRAKE) |
| 73/75 | | D3TZ 2262-D | 1 | R.H.-1 1/16" dia. |
| | | D3TZ 2261-D | 1 | L.H. |
| 73/75 | | 20310-S8 | 4 | (B-48)-bolt (cyl. to carrier plate)-5/16"-18 x 1/2" |
| 73/75 | | 34806-S7 | 4 | (X-64)-lockwasher-5/16" |
| 73/75 | | B7A 2066-A | 8 | CUP or WASHER (BRAKE SHOE HOLD DOWN SPRING) |
| 73/75 | | TDA A 2068-A | 4 | SPRING (BRAKE SHOE HOLD DOWN) - 1 3/32" long |
| 73/75 | | 8L 2069 | 4 | PIN (BRAKE SHOE HOLD DOWN SPRING) |
| 73/75 | | H 2092 | 2 | COVER (BRAKE ADJUSTING HOLE) |
| | | 2A176-7 | | LEVER (BRAKE SHOE ADJUSTING) |
| 73/75 | | C7TZ 2A176-A | 1 | R.H. |
| | | C7TZ 2A177-A | 1 | L.H. |
| | | 2A176 | | ●LEVER KIT (BRAKE SHOE ADJUSTING) |
| 73/75 | | C7TZ 2A176-C | 2 | R.H. & L.H. |
| 73/75 | | C8TZ 2A178-C | 2 | CABLE ASSY. (BRAKE SHOE ADJUSTING LEVER) |
| 73/75 | | ★ C1SS 2A179-A r/bC7TZ 2A176-C | 2 | GUIDE (BRAKE SHOE ADJUSTING LEVER CABLE) |
| 73/75 | | C3OZ 2196-B | 4 | PISTON (BRAKE CYLINDER) - 1 1/16" dia. |

1973/79
TRUCK SERIES 100/500

| YEAR | RESTRICTIONS | PART NUMBER | QTY. | PART NAME AND DESCRIPTION |
|--|--------------|-------------|------|---|
| FRONT BRAKE PARTS LIST NO. 4 — Cont'd 12 1/8 x 2 | | | | |
| Notes: ● Refer to group number in Section 20 for kit components, ◆ Refer to group number in Section 22 for kit components. | | | | |
| 73/75 | | 2201 | | Serviced only in kit—group 2221 in this parts list |
| | | D3TZ 2204-B | 2 | EXPANDER and SPRING ASSY. (BRAKE CYLINDER PISTON RETURN)—1 1/16" dia. |
| | | 2206 | | BOOT (BRAKE CYLINDER) |
| 73/75 | | 96H 2206 | 1 | 1 1/16" dia. |
| 73/75 | | 8M 2208 | 2 | SCREW (BRAKE CYLINDER BLEEDER) |
| | | 2221 | | ◆CYLINDER REPAIR KIT (BRAKE) |
| 73/75 | | D3TZ 2221-B | | 1 1/16" dia. |
| 73/75 | | B7D 2240-B | 2 | BAFFLE (BRAKE GREASE) |
| | | 2261-2 | | Refer to group 2061-2 in this parts list |

| | | | | |
|---|---|----------------|---|---|
| FRONT BRAKE PARTS LIST NO. 5 12 1/8 x 2 | | | | |
| Notes: ● Refer to group number in Section 20 for kit components, ◆ Refer to group number in Section 22 for kit components | | | | |
| | | 2001 | | ●SHOE and LINING KIT (BRAKE) |
| 73/76 | w/o finned drum | C7TZ 2001-J | 1 | |
| 73/76 | w/finned drum | D3TZ 2001-C | 1 | |
| | | 2007 | | ●LINING KIT (BRAKE SHOE) |
| 73/76 | w/o finned drum | C8TZ 2007-K | 1 | |
| 73/76 | w/finned drum | D3TZ 2007-A | 1 | |
| | | 2012-3 | | PLATE ASSY. (CARRIER) |
| 73/76 | w/o finned drum | C7TZ 2012-E | 1 | R.H. |
| | | C7TZ 2013-F | 1 | L.H. |
| 73/76 | w/finned drum | D3TZ 2012-A | 1 | R.H. |
| | | D3TZ 2013-A | 1 | L.H. |
| 73/76 | | 357451-S | 4 | (BB-195)—bolt—upper (plate to spindle)—1/2"—13 x 1 3/4" |
| 73/76 | | 44735-S8 | 4 | (X-32)—flatwasher—1/2" |
| 73/76 | | 55697-S8 | 4 | (M-89-F)—locknut—1/2"—13 |
| 73/76 | | 370111-S8 | 4 | (BB-321)—bolt—lower (plate to spindle)—1/2"—20 x 2 3/4" |
| 73/76 | | 44735-S8 | 4 | (X-32)—flatwasher—1/2" |
| 73/76 | | 370116-S8 | 4 | (MM-67)—castlenut—1/2"—20 |
| 73/76 | | 72053-S | 4 | (N-52)—cotter pin—1/8" x 1 1/4" |
| | | ★2027 | | PIN (BRAKE SHOE ANCHOR) |
| 73/76 | | 96H 2028 | 2 | PLATE (BRAKE SHOE ANCHOR PIN) |
| | | 2035-6 | | SPRING (BRAKE SHOE RETRACTING) |
| 73/76 | w/finned drum | TDAА 2035-A | 2 | |
| 73/76 | w/o finned drum | 96H 2036 | 4 | |
| | | 2041 | | SCREW (BRAKE ADJUSTING) |
| 73/76 | | ★ CIVV 2041-A | 1 | R.H. |
| | | r/bCOAZ 2041-A | | |
| | | ★ CIAZ 2041-B | 1 | L.H. |
| | | r/bCOAZ 2041-B | | |
| | | 2041 | | ●SCREW KIT (BRAKE ADJUSTING) |
| 73/76 | | COAZ 2041-A | 1 | R.H. |
| | | COAZ 2041-B | | L.H. |
| 73/76 | | B7A 2042-A | 4 | LINK (BRAKE CYLINDER TO SHOE) |
| | | 2047 | | NUT (BRAKE ADJUSTING SCREW) |
| 73/76 | | C2AZ 2047-A | 1 | R.H. |
| | | C1AZ 2047-A | 1 | L.H. |
| 73/76 | | C1AA 2048-A | 2 | SOCKET (BRAKE ADJUSTING SCREW) |
| 73/76 | | C7TZ 2049-B | 2 | SPRING (BRAKE ADJUSTING SCREW) |
| | | 2061-2 | | CYLINDER ASSY. (BRAKE) |
| 73/76 | w/o finned drum | C8TZ 2062-A | 1 | R.H.—1 1/8" dia. |
| | | C8TZ 2061-A | 1 | L.H. |
| 73/74 | w/finned drum— "Before Ser. U80,001" | D3TZ 2062-D | 1 | R.H.—1" dia. |
| | | D3TZ 2061-D | 1 | L.H. |

1973/79
TRUCK SERIES 100/500

| YEAR | RESTRICTIONS | PART NUMBER | QTY. | PART NAME AND DESCRIPTION |
|---|---------------------------------------|-----------------------------------|------|--|
| FRONT BRAKE PARTS LIST NO. 5 — Cont'd 12 1/8 x 2 | | | | |
| Notes: ● Refer to group number in Section 20 for kit components, ◆ Refer to group number in Section 22 for kit components | | | | |
| | | 2061-2 | | CYLINDER ASSY. (BRAKE) |
| 74/76 | w/finned drum— "From Ser. U80,001" | C8TZ 2062-A | 1 | R.H.—1 1/8" dia. |
| | | C8TZ 2061-A | 1 | L.H. |
| 73/76 | | 20310-S8 | 4 | (B-48)—bolt (cyl. to carrier plate)—5/16"—18 x 1/2" |
| 73/76 | | 34806-S7 | 4 | (X-64)—lockwasher—5/16" |
| 73/76 | | B7A 2066-A | 8 | CUP or WASHER (BRAKE SHOE HOLD DOWN SPRING) |
| | | 2068 | | SPRING (BRAKE SHOE HOLD DOWN) |
| 73/76 | w/o finned drum | TDAA 2068-A | 4 | 1 1/16" long |
| 73/76 | w/finned drum | D3TZ 2068-A | 4 | |
| 73/76 | | 8L 2069 | 4 | PIN (BRAKE SHOE HOLD DOWN SPRING) |
| 73/76 | | H 2092 | 2 | COVER (BRAKE ADJUSTING HOLE) |
| | | 2A176-7 | | LEVER (BRAKE SHOE ADJUSTING) |
| 73/76 | | C7TZ 2A176-A | 1 | R.H. |
| | | C7TZ 2A177-A | 1 | L.H. |
| | | 2A176 | | ●LEVER KIT (BRAKE SHOE ADJUSTING) |
| 73/76 | | C7TZ 2A176-C | 2 | R.H. & L.H. |
| 73/76 | | C8TZ 2A178-C | 2 | CABLE ASSY. (BRAKE SHOE ADJUSTING LEVER) |
| 73/76 | | ★ C1SS 2A179-A r/bC7TZ 2A176-C | 2 | GUIDE (BRAKE SHOE ADJUSTING LEVER CABLE) |
| | | 2196 | | PISTON (BRAKE CYLINDER) — Also refer to group 2061-2 in this parts list |
| 73/76 | | AJ 2196-A | 4 | |
| 73/76 | w/finned drum | AOA 2204-A | 2 | SPRING (BRAKE CYLINDER PISTON RETURN) |
| 73/76 | w/o finned drum | AOA 2205-A | 2 | SPRING (BRAKE CYLINDER PISTON RETURN) |
| 73/76 | w/finned drum | C5TZ 2206-B | 4 | BOOT (BRAKE CYLINDER) |
| 73/76 | | 8M 2208 | 2 | SCREW (BRAKE CYLINDER BLEEDER) |
| | | 2221 | | ◆CYLINDER REPAIR KIT (BRAKE) |
| 73/76 | w/o finned drum | C8UZ 2221-A | 4 | 1 1/8" dia. |
| 73/76 | w/finned drum | ★ 2221 | | Serviced only in assy.—group 2061-2 |

FRONT BRAKE PARTS LIST NO. 6

13 x 2 1/4

Notes: ● Refer to group number in Section 20 for kit components

| | | | | |
|-------|--|-------------|---|--|
| 73/77 | | B3T 2007-A | 1 | ●LINING KIT (BRAKE SHOE) |
| | | 2012-3 | | PLATE ASSY. (CARRIER) |
| 73/77 | | B7T 2012-A | 1 | R.H. |
| | | B7T 2013-A | 1 | L.H. |
| 73/77 | | 370115-S8 | 4 | (BB-264)—bolt (plate to spindle)—9/16"—18 x 1 53/64" |
| 73/77 | | 370119-S8 | 4 | (MM-28)—nut—9/16"—18 |
| 73/77 | | 34810-S7 | 4 | (X-69)—lockwasher—9/16" |
| 73/77 | | TDAA 2018-B | 2 | SHOE and LINING ASSY. (BRAKE) — primary |
| 73/77 | | TDAA 2019-B | 2 | SHOE and LINING ASSY. (BRAKE) — secondary |
| 73/77 | | TDAA 2027-A | 2 | PIN (BRAKE SHOE ANCHOR) |
| 73/77 | | 34675-S8 | 2 | (M-75)—nut 3/4"—16 |
| 73/77 | | 34853-S7 | 2 | (X-77)—lockwasher—3/4" |
| 73/77 | | 96H 2028 | 2 | PLATE (BRAKE SHOE ANCHOR PIN) |
| 73/77 | | TDAA 2029-A | 2 | WASHER (BRAKE SHOE ANCHOR PIN) |
| 73/77 | | TDAA 2035-A | 2 | SPRING (BRAKE SHOE RETRACTING) |
| 73/77 | | TDAA 2041-A | 2 | SCREW (BRAKE ADJUSTING) |
| 73/77 | | B7A 2042-A | 4 | LINK (BRAKE CYLINDER TO SHOE) |
| 73/77 | | TDAA 2047-A | 2 | NUT (BRAKE ADJUSTING SCREW) |
| 73/77 | | TDAA 2048-A | 2 | SOCKET (BRAKE ADJUSTING SCREW) |
| 73/77 | | TDAA 2049-A | 2 | SPRING (BRAKE ADJUSTING SCREW) |

1973/79
TRUCK SERIES 100/500

| YEAR | RESTRICTIONS | PART NUMBER | QTY. | PART NAME AND DESCRIPTION |
|---|--------------|---------------------------------|------|--|
| FRONT BRAKE PARTS LIST NO. 6 — Cont'd 13 x 2 1/4 | | | | |
| Notes: ● Refer to group number in Section 20 for kit components | | | | |
| | | 2061-2 | | CYLINDER ASSY. (BRAKE) |
| 73/77 | | C1TT 2061-C | 1 | R.H.—15/16" dia. |
| | | C1TT 2062-C | 1 | L.H. |
| 73/77 | | 20326-S7 | 4 | (B-49)—bolt (cyl. to carrier plate)—5/16"—18 x 5/8" |
| 73/77 | | 34806-S7 | 4 | (X-64)—lockwasher—5/16" |
| 73/77 | | B7A 2066-A | 8 | CUP or WASHER (BRAKE SHOE HOLD DOWN SPRING) |
| 73/77 | | TDAA 2068-A | 4 | SPRING (BRAKE SHOE HOLD DOWN) — 1 1/16" long |
| 73/77 | | B7A 2069-A | 4 | PIN (BRAKE SHOE HOLD DOWN SPRING) |
| 73/77 | | 34445-S7 | 4 | (M-80)—locknut (rear pin to carrier plate)—3/8"—24 |
| 73/77 | | H 2092 | 2 | COVER (BRAKE ADJUSTING HOLE) |
| 73/77 | | ★ C30Z 2128-A r/bD30Z 2128-A | 1 | CYLINDER REPAIR KIT (BRAKE) — 15/16" dia. |
| 73/77 | | ★ 8L 2197-A | 2 | Refer to group 2061-2 in this parts list |
| 73/77 | | ★ 8L 2201 | 2 | CUP (BRAKE CYLINDER) — 15/16" dia.— Serviced only in kit—group 2128 |
| 73/77 | | C3TZ 2204-A | 2 | SPRING (BRAKE CYLINDER PISTON RETURN) |
| 73/77 | | ★ 96H 2206 | 2 | BOOT (BRAKE CYLINDER)—serviced only in kit—group 2128 |
| 73/77 | | 8M 2208 | 2 | SCREW (BRAKE CYLINDER BLEEDER) |
| 73/77 | | B7T 2240-A | 2 | BAFFLE (BRAKE GREASE) |

| YEAR | RESTRICTIONS | PART NUMBER | QTY. | PART NAME AND DESCRIPTION |
|--|--------------|---------------------------------|------|--|
| FRONT BRAKE PARTS LIST NO. 7 14 x 2 1/2 — KELSEY HAYES HYDRAULIC BRAKE | | | | |
| Notes: ● Refer to group number in Section 20 for kit components, ◆ Refer to group number in Section 22 for kit components. | | | | |
| 73/77 | | C3TZ 2007-D | 1 | ● LINING KIT (BRAKE SHOE) |
| | | 2012-3 | | PLATE ASSY. (CARRIER) |
| 73/77 | | C9TZ 2012-F | 1 | R.H. |
| | | C9TZ 2013-F | 1 | L.H. |
| 73/77 | | 383126-S | 2 | (BB-321-V)—bolt (plate to spindle)—9/16"—18 x 2" |
| 73/77 | | 371613-S7-8 | 2 | (XX-202)—flatwasher—9/16" |
| 73/77 | | 370117-S8 | 2 | (MM-68)—castlenut—9/16"—18 |
| 73/77 | | 72071-S | 2 | (N-54)—cotterpin—1/8" x 1 1/2" |
| 73/77 | | 383113-S | 6 | (BB-321-X)—bolt (plate to spindle)—9/16"—18 x 3 13/64" |
| | | 2018 | | SHOE and LINING ASSY. (BRAKE) |
| 73/77 | | C8TZ 2018-A | 2 | Primary |
| | | C8TZ 2019-A | 2 | Secondary |
| 73/77 | | 96H 2028 | 2 | PLATE (BRAKE SHOE ANCHOR PIN) |
| | | 2035 | | SPRING (BRAKE SHOE RETRACTING) |
| 73/77 | | B7Q 2035-A | 2 | Primary |
| | | C8TZ 2035-A | 2 | Secondary |
| | | 2041 | | SCREW (BRAKE ADJUSTING) |
| 73/77 | | C8TZ 2041-A | 1 | R.H.—also serviced in assy.—group 2046 |
| | | C8TZ 2041-B | 1 | L.H.—also serviced in assy.—group 2046 |
| 73/77 | | B7T 2042-A | 2 | LINK (BRAKE CYLINDER TO SHOE) |
| | | 2046 | | SCREW ASSY. (BRAKE ADJUSTMENT) |
| 73/77 | | ★ C9TZ 2046-B r/bC9TZ 2046-D | 1 | R.H. incl. C8TZ 2041-A and sleeve |
| | | ★ C9TZ 2046-C r/bC9TZ 2046-E | 1 | L.H.—incl. C8TZ 2041-B and sleeve |
| 73/77 | | C9TZ 2046-D | 1 | R.H.—incl. C9TZ 2046-B, C8TZ 2048-A, ★2223, and C8TZ 2052-A |
| | | C9TZ 2046-E | 1 | L.H.—incl. C9TZ 2046-C, C8TZ 2048-A, ★2223, and C8TZ 2052-A |
| 73/77 | | C8TZ 2048-A | 2 | SOCKET (BRAKE ADJUSTING SCREW) — Also serviced in assy.—group 2046 |
| 73/77 | | C8TZ 2049-A | 2 | SPRING (BRAKE ADJUSTING SCREW) |
| 73/77 | | C8TZ 2052-A | 2 | WASHER (BRAKE ADJUSTING)—flat—17/32" I.D. x 15/16" O.D.—also serviced in assy.—group 2046 |

1973/79
TRUCK SERIES 100/500

| YEAR | RESTRICTIONS | PART NUMBER | QTY. | PART NAME AND DESCRIPTION |
|--|--------------|--------------|------|---|
| FRONT BRAKE PARTS LIST NO. 7 — Cont'd 14 x 2 1/2 — KELSEY HAYES HYDRAULIC BRAKE | | | | |
| Notes: ● Refer to group number in Section 20 for kit components, ♦ Refer to group number in Section 22 for kit components. | | | | |
| | | 2061-2 | | CYLINDER ASSY. (BRAKE) |
| 73/77 | | C9TZ 2061-B | 1 | R.H.—1 3/32" dia. |
| | | C9TZ 2062-B | 1 | L.H. |
| 73/77 | | B7A 2066-A | 8 | CUP or WASHER (BRAKE SHOE HOLD DOWN SPRING) |
| 73/77 | | C8TZ 2068-A | 4 | SPRING (BRAKE SHOE HOLD DOWN) — 1 1/16" long |
| 73/77 | | C8TZ 2069-B | 4 | PIN (BRAKE SHOE HOLD DOWN SPRING) |
| 73/77 | | H 2092 | 2 | COVER (BRAKE ADJUSTING HOLE) |
| 73/77 | | 2128 | | Refer to 2221 in this parts list |
| 73/77 | | C9TZ 2175-A | 2 | SLEEVE (BRAKE ADJUSTING LEVER) |
| | | 2A176-7 | | LEVER (BRAKE SHOE ADJUSTING) |
| 73/77 | | C9TZ 2A176-C | 1 | R.H. |
| | | C9TZ 2A177-A | 1 | L.H. |
| | | 2C176 | | PIVOT (BRAKE SHOE ADJUSTING LEVER) |
| 73/77 | | C9TZ 2C176-A | 1 | R.H. |
| | | C9TZ 2C176-B | 1 | L.H. |
| | | 2D176 | | SPRING (ADJUSTING LEVER OVERRIDE) |
| 73/77 | | C9TZ 2D176-A | 1 | R.H. |
| | | C9TZ 2D176-B | 1 | L.H. |
| | | 2179 | | LINK (BRAKE SHOE ADJUSTING LEVER) |
| 73/77 | | C9TZ 2179-A | 1 | R.H. |
| | | C9TZ 2179-B | 1 | L.H. |
| 73/77 | | C9TZ 2196-A | 1 | PISTON (BRAKE CYLINDER) |
| | | 2201 | | Serviced only in kit—group 2221 in this parts list |
| | | 2206 | | Refer to group 2221 in this parts list |
| 73/77 | | C0DZ 2208-A | 2 | SCREW (BRAKE CYLINDER BLEEDER) |
| 73/77 | | C3AZ 2221-A | 2 | ♦CYLINDER REPAIR KIT (BRAKE)—1 3/32" dia. |
| | | 2223 | 2 | WHEEL (STAR)—Serviced only in assy.—group 2046 in this parts list |

FRONT BRAKE PARTS LIST NO. 8
15 x 3 WAGNER HYDRAULIC BRAKE

Notes: ● Refer to group number in Section 20 for kit components, ♦ Refer to group number in Section 22 for kit components.

| | | | | |
|----|--|--------------|----|--|
| | | 2007 | | ● LINING KIT (BRAKE SHOE) |
| 77 | | D7TZ 2007-A | 1 | |
| | | 2012-3 | | PLATE ASSY. (CARRIER) |
| 77 | | D0TZ 2012-A | 1 | R.H. |
| | | D0TZ 2013-A | 1 | L.H. |
| 77 | | 382180-S | 12 | BB-390-DQ—bolt (plate to spindle)—1/2"—13 x 1 1/2" |
| 77 | | 34989-S2 | 12 | (M-89-FA)—nut—1/2"—13 |
| | | 2018 | | SHOE and LINING ASSY. (BRAKE) |
| 77 | | D7TZ 2018-A | 4 | |
| | | 2035 | | SPRING (BRAKE SHOE RETRACTING) |
| 77 | | C4TZ 2035-B | 4 | |
| | | 2049 | | SPRING (BRAKE SHOE ADJUSTING SCREW) |
| 77 | | C8TZ 2049-B | 4 | also serviced in kit—group 2A176 |
| | | 2061-2 | | CYLINDER ASSY. (BRAKE) |
| 77 | | D0TZ 2061-B | 1 | R.H.—rear— 1 1/8" dia. |
| | | D0TZ 2062-B | 1 | L.H.—rear |
| | | C9TZ 2061-A | 1 | R.H.—front |
| | | C9TZ 2062-A | 1 | L.H.—front |
| | | 2087 | | WASHER (SPRING BRAKE SHOE GUIDE) |
| 77 | | C8TZ 2087-A | 8 | 5/64" thick |
| 77 | | C8TZ 2087-B | 4 | 1/64" thick |
| | | D1TZ 2087-A | 2 | "C" Washer |
| | | 2A176-7 | | LEVER (BRAKE SHOE ADJUSTING) |
| 77 | | C8TZ 2A176-D | 2 | also serviced in kit—group 2A176 |
| | | C8TZ 2A177-D | 2 | also serviced in kit—group 2A176 |

1973/79
TRUCK SERIES 100/500

| YEAR | RESTRICTIONS | PART NUMBER | QTY. | PART NAME AND DESCRIPTION |
|--|--------------|--------------|------|--|
| FRONT BRAKE PARTS LIST NO. 8 — Cont'd 15 x 3 WAGNER HYDRAULIC BRAKE | | | | |
| Notes: ● Refer to group number in Section 20 for kit components, ◆ Refer to group number in Section 22 for kit components. | | | | |
| | | 2A176 | | LEVER KIT (BRAKE SHOE ADJUSTING) |
| 77 | | C8TZ 2A176-G | 1 | consists of: C8TZ 2049-B, C8TZ 2A176-D,C8TZ 2A177-D, C8TZ 2A180-A,C8TZ 2A180-B, C8TZ 2B201-A,C8TZ 2B201-B, C8TZ 2B344-A,C8TZ 2B345-A |
| | | 2A180 | | SPRING (BRAKE AUTOMATIC ADJUSTMENT) |
| 77 | | C8TZ 2A180-B | 2 | R.H. |
| | | C8TZ 2A180-A | 2 | L.H. |
| | | 2196 | | PISTON (BRAKE CYLINDER) |
| 77 | | C4TZ 2196-B | 4 | 1 1/8" dia. |
| | | 2B201 | | WEDGE (BRAKE SHOE ACTUATING) |
| 77 | | C8TZ 2B201-A | 2 | R.H. — also serviced in kit-group 2A176 |
| | | C8TZ 2B201-B | 2 | L.H. — also serviced in kit-group 2A176 |
| | | 2208 | | SCREW (BRAKE BLEEDER) |
| 77 | | 8T 2208 | 4 | |
| | | 2221 | | CYLINDER REPAIR KIT (BRAKE) |
| 77 | | C4TZ 2221-C | 4 | 1 1/8" dia. |
| | | 2240 | | BAFFLE (BRAKE GREASE) |
| 77 | | B7TZ 2240-A | 2 | |
| | | 2B344 | | ACTUATOR (BRAKE SHOE ADJUSTMENT LEVER) |
| 77 | | C8TZ 2B344-A | 4 | also serviced in kit-group 2A176 |
| | | 2B345 | | LOCK (BRAKE SHOE ADJUSTMENT) |
| 77 | | C8TZ 2B345-A | 4 | also serviced in kit-group 2A176 |

FRONT BRAKE PARTS LIST NO. 17
DISC

| YEAR | RESTRICTIONS | PART NUMBER | QTY. | PART NAME AND DESCRIPTION |
|--|---|---------------------------------|------|---|
| Notes: ● Refer to group number in Section 20 for kit components. | | | | |
| | | 2001 | | ●SHOE and LINING KIT (BRAKE) |
| 73/75 | E-F100/150,F250 -- single piston | ★ D3TZ 2001-A r/bD3TZ 2001-D | 1 | Incls. D20Z 2B164-A,D3TZ 2B486-A,D3TZ 2B487-A |
| 73/75 | E-F100/150,F250 -- single piston | D3TZ 2001-D | 1 | Less hardware |
| 76/ | E100/150 -- single piston | D6TZ 2001-B | 1 | |
| | F100/150,F250 -- 2/W/D -- single piston | | 1 | |
| 76/ | F100/150 -- 4/W/D -- single piston | D6TZ 2001-C | 1 | |
| 73/75 | E-F250/350 -- dual piston | D2TZ 2001-E | 1 | |
| 76/ | E-F250/350 -- dual piston | D6TZ 2001-A | 1 | |
| 79 | E350 -- School Bus--dual piston | D9TZ 2001-A | 1 | |
| 73/75 | E-F250/350 -- dual piston | C8TZ 2068-B | 1 | SPRING (BRAKE SHOE HOLD DOWN) |
| | | 2C077 | | HARDWARE KIT (SHOE & LINING) |
| 73/75 | E-F100/150,F250 -- single piston | D3TZ 2C077-A | 1 | Incls. D20Z 2B164-A, D3TZ 2B486-A, D3TZ 2B487-A |
| 76/ | E-F100/150,F250 -- single piston | D6TZ 2C077-A | 1 | Incls. D6TZ 2B164-A, D3TZ 2B486-A, D3TZ 2B487-A |
| 76/ | E-F250/350 -- 2/W/D -- dual piston | ★ D6TZ 2C077-B | 1 | Incls. D6TZ 2B164-B, D6TZ 2B486-A, D6TZ 2B487-A |
| 76/77 | F250 -- 4/W/D -- dual piston "Before Ser Y40,001" | r/bD7TZ 2C077-A | 1 | |
| 77/ | F250/350 -- 4/W/D -- dual piston "From Ser Y40,001" | D7TZ 2C077-A | 1 | Incls. D6TZ 2B164-B, D7TZ 2B486-A, D7TZ 2B487-A |
| | | 2120 | | ●CALIPER REPAIR KIT (BRAKE) |
| 73/ | E-F100/150,F250 -- single piston | D3TZ 2120-A | 1 | |
| 73/75 | E-F250/350 -- dual piston | D2TZ 2120-A | 2 | |
| 76/ | E-F250/350 -- dual piston | D6TZ 2120-A | 2 | |
| 73/75 | E-F250/350 -- dual piston | C8TZ 2120-B | 2 | ●CALIPER SUPPORT REPAIR KIT (BRAKE)—for 2B301 |
| | | 2B120 | | HOUSING ASSY. (WHEEL BRAKE CALIPER) — Reverse bleeder screw where applicable |
| 73/ | E-F100/150,F250 -- single piston | D3TZ 2B120-A | 1 | R.H. |
| | | D3TZ 2B121-A | 1 | L.H. |
| 73/75 | E-F250/350 -- dual piston | D2TZ 2B120-B | 2 | # 69710308 |

1973/79
TRUCK SERIES 100/500

| YEAR | RESTRICTIONS | PART NUMBER | QTY. | PART NAME AND DESCRIPTION |
|--|--|------------------------------------|------|--|
| FRONT BRAKE PARTS LIST NO. 17 — Cont'd | | | | |
| DISC | | | | |
| Notes: ● Refer to group number in Section 20 for kit components. | | | | |
| | | 2B120 | | HOUSING ASSY. (WHEEL BRAKE CALIPER) — Reverse bleeder screw where applicable |
| 76 | E-F250/350 — — dual piston "Before Ser. A75,001" | ★ D6TZ 2B120-A | 2 | # 69710332 |
| 76/ | E-F250/350 — — dual piston "From Ser. A75,001" | D6TZ 2B120-B | 2 | # 69710382 |
| 76/ | E-F250/350 — — dual piston | 43186-S | 4 | (B-272-E)-bolt-5/8"-11 x 1 1/2" — attaches 2B120 to 2B338 |
| 76/ | E-F250/350 — — dual piston | 373781-S | 4 | (XX-214-A)- washer-attaches 2B120 to 2B338 |
| 73/75 | E-F100/150,F250 — — single piston | D20Z 2B164-A | 2 | CLIP (BRAKE SHOE ANTI-RATTLE) — Also serviced in Kit-group 2001 and 2C077 |
| 76/ | E-F100/150,F250 — — single piston | D6TZ 2B164-A | 2 | |
| 76/ | E-F250/350 — — dual piston | D6TZ 2B164-B | 2 | |
| | | 2194 | | PISTON ASSY. (WHEEL BRAKE CYLINDER) |
| 73/ | E-F100/150,F250 — — single piston | D3TZ 2194-A | 2 | |
| 73/75 | E-F250/350 — — dual piston | D2TZ 2194-A | 4 | |
| 76 | E-F250/350 — — dual piston "Before Ser. A75,001" | D6TZ 2194-A | 4 | Use only with 2B120 # 69710332 |
| 76/ | E-F250/350 — — dual piston "From Ser. A75,001" | D2TZ 2194-A | 4 | Use only with 2B120 # 69710382 |
| 73/ | | D2TZ 2208-B | 2 | SCREW (BRAKE BLEEDER) |
| 76/ | E-F250/350 — — dual piston | C8AZ 2208-A | 2 | |
| | | 2B292-3 | | PLATE (BRAKE CALIPER ANCHOR) |
| 76/ | F100/150 — — 4/W/D | D6TZ 2B292-A | 1 | R.H. |
| | | D6TZ 2B293-A | 1 | L.H. |
| 76 | F250 — — 4/W/D — "Before Ser. A75,001" | ★ D6TZ 2B292-B r/b D6TZ 2B292-C | 1 | R.H. |
| | | ★ D6TZ 2B293-B r/b D6TZ 2B293-C | 1 | L.H. |
| 76/77 | F250 — — 4/W/D — "From Ser. A75,001" | ★ D6TZ 2B292-C r/b D8TZ 2B292-A | 1 | R.H. |
| | | D6TZ 2B293-C | 1 | L.H. |
| 78/ | F250/350 — — 4/W/D | D8TZ 2B292-A | 1 | R.H. |
| | | D8TZ 2B293-A | 1 | L.H. |
| 73/75 | E-F250/350 — — dual piston | D2TZ 2B296-A | 6 | PIN (BRAKE CALIPER LOCATING) |
| 73/75 | E-F250/350 — — dual piston | 382290-S | 8 | (MM-173-NA)-nut (pin to support assy.)-hex. locking-3/8" — 16 |
| 73/75 | E-F250/350 — — dual piston | D2TZ 2B301-A | 2 | SUPPORT ASSY. (BRAKE CALIPER)-for Repair Kit, refer to group 2120 in this parts list |
| 76 | E-F250/350 — — dual piston— "Before Ser. A75,001" | ★ D6TZ 2B303-A r/b D6TZ 2B303-B | 1 | SUPPORT (BRAKE CALIPER)-R.H. |
| | | ★ D6TZ 2B304-A r/b D6TZ 2B304-B | 1 | L.H. |
| 76/ | E-F250/350 — — dual piston— "From Ser. A75,001" | D6TZ 2B303-B | 1 | R.H. |
| | | D6TZ 2B304-B | 1 | L.H. |
| | | 2B338 | | CALIPER (WHEEL BRAKE) |
| 73/75 | E-F250/350 — — dual piston | C8TZ 2B338-A | 2 | |
| 76 | E-F250/350 — — dual piston— "Before Ser. A75,001" | D6TZ 2B338-A | 2 | # 318-Use only with 2B120 # 69710332 |
| 76/ | E-F250/350 — — dual piston "From Ser. A75,001" | D6TZ 2B338-B | 2 | # 357-Use only with 2B120 # 67910382 |
| 73/ | E-F100/150,F250 — — single piston | D3TZ 2B486-A | 2 | SPRING (BRAKE CALIPER SUPPORT) — Also serviced in kit-group 2001 and 2C077 |
| 76/ | E-F250/350 — — 2/W/D dual piston | ★ D6TZ 2B486-A | 2 | |
| 73/77 | F250 — — 4/W/D — — dual piston "Before Ser Y40,001" | r/b D7TZ 2B486-A | 2 | |

**1973/79
TRUCK SERIES 100/500**

| YEAR | RESTRICTIONS | PART NUMBER | QTY. | PART NAME AND DESCRIPTION |
|--|--|-----------------|------|--|
| FRONT BRAKE PARTS LIST NO. 17 — Cont'd | | | | |
| DISC | | | | |
| Notes: ● Refer to group number in Section 20 for kit components. | | | | |
| 73/ | E-F100/150,F250 -- single piston | D3TZ 2B486-A | 2 | SPRING (BRAKE CALIPER SUPPORT) — Also serviced in kit-group 2001 and 2C077 |
| 77/ | F250/350 -- 4/W/D — dual piston "From Ser Y40,001" | D7TZ 2B486-A | 2 | |
| 73/ | E-F100/150,F250 -- single piston | D3TZ 2B487-A | 2 | KEY (BRAKE CALIPER SUPPORT) — Also serviced in kit-group 2001 and 2C077 |
| 76/ | E-F250/300 -- 2/W/D dual piston | ★ D6TZ 2B487-A | 2 | |
| 76/77 | F250 -- 4/W/D — dual piston "Before Ser Y40,001" | r/bD7TZ 2B487-A | 2 | |
| 77/ | F250/350 -- 4/W/D — dual piston "From Ser. Y40,001" | D7TZ 2B487-A | 2 | |
| 73/75 | E-F250/350 -- dual piston | D2TZ 2B517-A | 4 | BUSHING ASSY. (BRAKE CALIPER LOCATING PIN) |

**1973/79
TRUCK SERIES 100/500**

| PART NUMBER | | Consists of Shoe and Lining | | PART NUMBER | | Consists of Shoe and Lining | |
|---|---|-----------------------------|-------------|---|-------------|-----------------------------|---------------|
| 2200 SHOE and LINING KIT (REAR BRAKE)- For Model Application refer to Front or Rear Brake Parts Lists - Sections 20.1 and 22.1 | | | | | | | |
| D2TZ | 2200-A | 2-Primary | 2-Secondary | D2UZ | 2200-A | 2-D1UZ 2218-A | 2-D2UZ 2219-A |
| D2TZ | 2200-B | 2-Primary | 2-Secondary | | | | |
| YEAR | MODEL/RESTRICTIONS | PART NUMBER | | DESCRIPTION | | QTY. | |
| 2201-7 | Refer to Front or Rear Brake Parts Lists-Section 20.1 and 22.1 | | | | | | |
| 2208 SCREW (BRAKE CYLINDER BLEEDER) Also refer to Front or Rear Brake Parts Lists - Sections 20.1 and 22.1 | | | | | | | |
| 73/ | All | 8M | 2208 | Clutch cyl.-3/8" -24 x 1 11/64" | | | 1 |
| 73/77 | B-F-P500 | 8T | 2208 | 7/16"-20 x 1 1/4" | | | 1 |
| 2B208 Refer to Front or Rear Brake Parts LISTS-Section 20.1 and 22.1 | | | | | | | |
| 2211-16 Refer to Rear Brake Parts Lists - Section 22.1 | | | | | | | |
| 2218-9 Refer to Rear Brake Parts Lists - Section 22.1 - also supplied in 2200 kits | | | | | | | |
| 2A214 BRACKET (BRAKE PEDAL RETURN SPRING) - Improve from 3/16" steel | | | | | | | |
| 75/76 | M450/500 | D5HZ | 2A214-A | # D5HS 2A214-AA | | | |
| QTY. | PART NUMBER | DESCRIPTION | | QTY. | PART NUMBER | DESCRIPTION | |
| 2221 CYLINDER REPAIR KIT (BRAKE) For Model Application refer to Front or Rear Brake Parts Lists - Sections 20.1 and 22.1 | | | | | | | |
| B6Q 2221-A 1 5/8" diameter Consists of 4-2Q 2201-A Cup 4-TYBD 2206-A Boot B6QH 2221-A 1 3/4" diameter Consists of 4-2QH 2201-A Cup 4-TGBJ 2206-A Boot B6T 2221-A 1 1/2" diameter Consists of 2-91T 2201 Cup 2-TDAA 2206-A Boot C3AZ 2221-A 1 3/32" diameter Consists of 2-C3AZ 2201-A Cup 2-B8E 2207-A Boot C3OZ 2221-C 1 1/16" diameter Consists of 2-C3OZ 2201-D Cup 2-B8E 2207-A Boot C4TZ 2221-C 1 1/8" diameter Consists of 1-C4TZ 2201-C Cup 1 C4TZ 2206-A Boot C5TZ 2221-A 1 1/16" diameter Consists of 2-C4TZ 2201-A Cup 2-C5TZ 2206-A Boot or 2-C5AZ 2202-A Cup | | | | C8UZ 2221-A 1 1/8" diameter Consists of 2- Cups 2- Boots D3TZ 2221-A 1 1/16" diameter Consists of 2-D3TZ 2201-A Cup 2-C7TZ 2206-A Boot 1-D3TZ 2204-B Expander D3TZ 2221-B 1 1/16" diameter Consists of 2-D3TZ 2201-A Cut 2-96H 2206 Boot 1-D3TZ 2204-B Expander D3UZ 2221-A 1 1/8" diameter D3UZ 2221-B 1 1/8" diameter Consists of 2-D2AA 2201-BA Cup 2-B8E 2207-A Boot 1-D3UZ 2204-F Expander | | | |
| YEAR | MODEL/RESTRICTIONS | PART NUMBER | | DESCRIPTION | | QTY. | |
| 2223 | Refer to Front or Rear Brake Parts Lists - Sections 20.1 and 22.1 | | | | | | |
| 2B224 RETAINER (BRAKE MASTER CYLINDER PUSH ROD) | | | | | | | |
| 73/ | F100/250 -- 2/W/D | C7AZ 2B224-A | | | | | 1 |
| 73/ | F250 -- 4/W/D | | | | | | 1 |
| 76/ | E100 -- disc brakes w/o booster | | | | | | 1 |
| 2A225 SPRING KIT (DRUM BRAKE REPAIR) For Model Application refer to Front or Rear Brake Parts Lists-Section 20.1 and 22.1 | | | | | | | |
| 73/74 | 12" x 3" brakes | D9TZ 2A225-A | | | | | 1 |
| Consists of | | | | | | | |
| 4-C6TZ 2035-A Spring | | 2-C6TZ 2049-A Spring | | | | | |
| 73/ | 11" x 2", 11 x 2 1/4", 11 x 3" brakes | D9AZ 2A225-A | | | | | 1 |
| Consists of | | | | | | | |
| 2-COMM 2035-A Spring | | 2-COMM 2036-A Spring | | 1-Instruction sheet | | | |
| 2-C3AZ 2035-A Spring | | 2-C1SS 2049-A Spring | | | | | |

1973/79
TRUCK SERIES 100/500

| YEAR | MODEL/RESTRICTIONS | PART NUMBER | DESCRIPTION | QTY. |
|--------|---|--------------|---|---------------------|
| 2227 | Refer to Rear Brake Parts Lists-Section 22.1 | | | |
| 2B227 | TUBE (BRAKE SHUT-OFF TO REACTIVATOR VALVE) Improvise from bulk tubing (2269) and improvise insulators from rubber hose, friction tape, etc. | | | |
| 2230-1 | Refer to Front and Rear Brake Parts Lists - Sections 20.1 and 22.1 | | | |
| 2234 | TUBE ASSY. (BRAKE VACUUM BOOSTER OUTLET) - Also use B8T 2270-A hose if req'd. Improvise from bulk tubing (2269) and improvise insulators from rubber hose, friction tape, etc. | | | |
| 73/ | F100 | 353706-S | (II-66)-connector (pipe) | 1 |
| 73/77 | B-F500,P400/500 | 353280-S | (II-71)-connector (pipe)-1/2"-20 and 7/16"-24 | 1 |
| 73/ | F250/350,P350 | | | 1 |
| 73/ | | 87943-S36 | (I-21)-fitting-tube-7/16"-24 | AR |
| 73/ | | 372130-S36 | (MM-108-D)-fitting-tube-1/2"-20 x 1/4" | AR |
| | | 87942-S8 | (I-20)-fitting (tube to master cyl.)-3/16" x 3/8"-24 | AR |
| | | 375096-S36 | (MM-105-F)-nut (tube to differential valve)-3/16" x 1/2"-20 | AR |
| | | 351735-S36 | (MM-105-G)-nut (tube to master cyl.)-3/8"-16 | AR |
| | | 351736-S36 | (MM-104-H)-nut (tube to master cyl.)-3/16" x | AR |
| | | 358609-S8 | (MM-103)-nut (tube to differential valve)-tube-7/16"-24 x 7/16" x 5/16" x 3/16" | AR |
| 2235 | Refer to Rear Brake Parts Lists - Section 22.1 | | | |
| 2236 | Refer to Front Brake Parts Lists - Section 20.1 | | | |
| 2237 | Refer to Rear Brake Parts Lists - Section 22.1 | | | |
| 2A238 | Refer to Booster Parts Lists - Section 23.1 | | | |
| 2C238 | VALVE REPAIR KIT (BRAKE BOOSTER CONTROL)- Also refer to Booster Parts List Section 23.1 for model usage | | | |
| | | DOTZ 2C238-B | | |
| | Consists of | | | |
| | 1-C3TA 2B020-A | Seal | 1-C3TZ 2423-A | Retainer |
| | 1-C3TZ 2391-A | Diaphragm | 4-377800-S7-8 | Screw |
| | 1-C3TZ 2392-A | Spring | 1- | Valve Body and Seal |
| | | D2TZ 2C238-A | | |
| | Consists of | | | |
| | 1-C3TA 2B020-A | Seal | 4-377800-S7-8 | Screw |
| | 1-C3TZ 2391-A | Diaphragm | 1- | Spring |
| | 1-C3TZ 2423-A | Retainer | 1- | Valve Body and Seal |
| | | D3HZ 2C238-A | | |
| | Consists of | | | |
| | 1-C3TA 2B020-A | Seal | 1- | Retainer |
| | 1-C3TZ 2391-A | Diaphragm | 4- | Screw |
| | 1-C3TZ 2392-A | Spring | 1- | Valve Body and Seal |
| 2240 | BAFFLE (BRAKE GREASE) - Also refer to Front and Rear Brake Parts Lists - Sections 20.1 and 22.1 | | | |
| 73/76 | B500 -- 5M and 5.5M axles | DOTZ 2240-A | # DOTA 2060-A-Front | 2 |
| 73/ | F250 -- 4/W/D-H/D and Camper-12" x 2 1/2" BX brakes | C6TZ 2240-B | Front-3 45/64" I.D. x 5 25/32" O.D. x 23/32" thick- | 2 |
| 73/ | F350-exc. super cab | | | 2 |
| 74/ | F350 -- Super Cab | D4UZ 2240-A | Rear-4 3/8" I.D. x 5 3/8" O.D. x 27/32 thick-snap in type | 2 |
| 73/ | F500 -- 15" x 4" brakes | C5TZ 2240-D | Rear-5 5/8" I.D. x 10 1/4" O.D.-6 holes 8 3/4" bolt circle | 2 |
| 73/77 | F500 -- 6M axle | C7TZ 2240-A | | 2 |
| 73/76 | M450/500 -- 5M and 5.5M front axles | DOTZ 2240-A | # DOTA 2060-A-front | 2 |
| 73/77 | P500 | C8TZ 1165-A | Rear-6 5/16" O.D. x 2 3/8" deep-snap in type | 2 |

**1973/79
TRUCK SERIES 100/500**

| YEAR | MODEL/RESTRICTIONS | PART NUMBER | DESCRIPTION | QTY. |
|--|---|----------------------------------|--|--------|
| 2244 CLIP (BRAKE LINE) | | | | |
| 73 | B500,F250/500,P350/500 | 01T 2244-B | Right rear brake pipe to rear axle | 1 |
| 73/ | B500, F350 | 357784-S2 | (GG-23)-clip (front brake pipes to side member) | AR |
| 73/ | B500, F350/500 | | Clip (master cyl. to rear brake hose to side member) | AR |
| 73/ | F100 | 357949-S | (GG-141)-clip (left front brake pipe to frame) | 1 |
| 73/ | B-F250/500 | | Clip (left front brake pipe to side member) | 1 |
| 73/ | B-F250/500 | | Right rear brake pipe to rear axle | 1 |
| 73/ | F100/250, P350/500 | 357821-S8 | (GG-206)-clip (right front brake pipe to cross member)-tube-3/16" x 1/4" | 2 |
| 73/ | F100/250 -- 4/W/D | | Clip (front brake pipes to side member) | AR |
| 2B245 RETAINER (BRAKE MASTER CYLINDER FILLER CAP) | | | | |
| 73/74 | E100/300 | C7AZ 2B245-C | Use with D3UZ 2140-A cyl. | 1 |
| 75/ | E100/150 | D20Z 2B245-A | Use with D5UZ 2140-A, D6UZ 2140-A, D7TZ 2140-C cyl. | 1 |
| | | | D5TZ 2140-A,B, D5UZ 2140-A cyl. | |
| 73/75 | F100 -- 4/W/D | C80Z 2B245-A | Use with D3TZ 2140-E and L | 1 |
| 76 | F100/150 -- 4/W/D | D20Z 2B245-A | Use with D5UZ 2140-A cyl. | 1 |
| 77/ | F150 -- 4/W/D | | Use with D7TZ 2140-C | 1 |
| 73/ | F250 -- 2/W/D-single piston | D20Z 2B245-A | Use with D3TZ 2140-B, D7TZ 2140-C cyl. | 1 |
| 73/75 | F250 -- 2/W/D-dual piston | C80Z 2B245-A | Use with D3TZ 2140-D cyl. | 1 |
| 76/ | F250- -- 2/W/D - dual piston | D2AZ 2B245-A | Use with D6TZ 2140-G D7TZ 2140-B cyl. | 1 |
| 73/75 | F250 -- 4/W/D | C7AZ 2B245-C | Use with D3TZ 2140-A, M, N, cyl. | 1 |
| 76/ | F250 -- 4/W/D -disc brake | D2AZ 2B245-A | Use with D6TZ 2140-G, D7TZ 2140-B cyl. | 1 |
| 73/75 | F350 | C80Z 2B245-A | Use with D3TZ 2140-D | 1 |
| 76/ | F350 -- 2/W/D | D2AZ 2B245-A | Use with D6TZ 2140-G, D7TZ 2140-A cyl. | 1 |
| 79 | F350 -- 4/W/D | D2AZ 2B245-A | Use with D7TZ 2140-A,B | 1 |
| 2B253 TUBE ASSY. (BRAKE MASTER CYLINDER OUTLET REAR) | | | | |
| Improvise from bulk tubing (2269) and improvise insulators from rubber hose, friction tape, etc. | | | | |
| 73/75 | P350/400 -- w/o Booster- "Before Ser. X20,001" | ★C9TZ 2B253-B r/bD5TZ 2B253-B | | 1 |
| 75/76 | P350/400 -- w/o Booster- "From Ser. X20,001" | D5TZ 2B253-B | | 1 |
| 73/775 | P350/400 -- w/ Booster- "Before Ser. X20,001" | ★C9TZ 2B253-C r/bD5TZ 2B253-C | | 1 |
| 75/76 | P350/400 -- w/ Booster- "From Ser. X20,001" | D5TZ 2B253-C | | 1 |
| 73/76 | M450/500 | C9TZ 2B253-B | | 1 |
| | | 351735-S36 | (MM-105-G)-nut-3/8"-16 x 7/16" | 1 |
| | | 351736-S32 | (MM-105-H)-nut-9/16"-18 x 7/16" | AR |
| | | 358609-S32 | (MM-105-F)-nut-tube-7/16"-24 x 5/16" | AR |
| | | 87942-S36 | (I-20)-fitting-tube connector nut-3/8"-24 | AR |
| | | 372130-S36 | (MM-108-D)-nut-inverted flared tube-1/2"-20 | AR |
| | | 375096-S36 | (MM-105-F)-nut-tube-1/2"-20 x 21/64" | AR |
| 2B257 VALVE (BRAKE PRESSURE DIFFERENTIAL) - Also refer to group 15A851 | | | | |
| 73/76 | B500 -- w/split H/V brakes and dash mounted booster | C9TZ 2B257-A | | 1 |
| 77 | B500 | D7TZ 2B257-A | # D7TA 2B257-AA | 1 |
| 73/74 | E100/300 | C8UZ 2B257-A | | 1 |
| 75/ | E100/150 | D5TZ 2B257-B | # D5TA 2B524-FA,FB | 1 |
| 75/ | E250/350 | D4TZ 2B257-A | # D4TA 2B328-A1A-A2A, D5TA 2B328-C1A,C2A | 1 |
| 79 | E350 -- School Bus | D9TZ 2B257-A | # D9TA 2B524-AA | 1 |
| 73/75 | F100 -- 4/W/D | C8TZ 2B257-B | | 1 |
| 73/74 | F100 -- 2/W/D w/disc brakes F250 -- 2/W/D w/disc brakes and 6200 G.V.W. | D3TZ 2B257-A | # D3TA 2B254-AA | 1 1 |

1973/79
TRUCK SERIES 100/500

| YEAR | MODEL/RESTRICTIONS | PART NUMBER | DESCRIPTION | QTY. |
|--|--|--------------|---|--------|
| 2B257 VALVE (BRAKE PRESSURE DIFFERENTIAL) - Also refer to group 15A851 - Cont'd | | | | |
| 75/ | F100/150 -- 2/W/D, 4/W/D w/disc brakes F250 -- 2/W/D w/disc brakes and 6200 GVW | D5TZ 2B257-B | # D5TA 2B524-FA,FB | 1 1 |
| 73 | F250 -- 2/W/D w/disc brakes and 6900, 7500 and 8100 g.v.w. F350 -- w/disc brakes | C8TZ 2B257-G | | 1 1 |
| 74/ | F250 -- 2/W/D w/disc brakes and 6900, 7500 and 8100 GVW F350 -- w/disc brakes | D4TZ 2B257-A | # D4TA 2B328-A1A-A2A, D5TA 2B328-C1A,C2A | 1 1 |
| 73/75 | F250 -- 4/W/D | C8TZ 2B257-C | | 1 |
| 76/ | F250 -- 4/W/D w/disc brakes | D5TZ 2B257-B | # D5TA 2B524-FA, FB | 1 |
| 73/77 | F500 -- w/split H/V brakes and dash mounted booster | C9TZ 2B257-A | | 1 |
| 73/77 | F500 -- w/split H/V brakes and frame mounted booster | C9TZ 2B257-B | | 1 |
| 73/76 | M450/500 | C9HZ 2B257-A | | 1 |
| 73/76 | P350/400 | C8TZ 2B257-A | | 1 |
| 2261-2 Refer to Front or Rear Brake Parts Lists-Sections 20.1 or 22.1 | | | | |
| 2-2264 TUBE ASSY. (MASTER CYLINDER TO FRONT BRAKE CONNECTOR) Improvise from bulk tubing (2269) and improvise insulators from rubber hose, friction tape etc. | | | | |
| 73/76 | P400/500 | 370430-S | (II-108)-tee-4 way-(tube to brake tubes) | 1 |
| 73/76 | P350 | 357645-S | (II-122)-tee-4 way-(tube to brake tubes) | 1 |
| 73/ | | 87943-S36 | (I-21)-fitting-tube-7/16" -24 | AR |
| 73/ | | 372130-S36 | (MM-108-D)-nut-tube-1/2" -20 x 1/4" | AR |
| 2B264 SWITCH ASSY. (BRAKE PRESSURE DIFFERENTIAL VALVE WARNING LAMP) - Also refer to group 15A851 | | | | |
| 73/77 | B-F-M450/500 -- w/split H/V brakes | C9HZ 2B264-A | | 1 |
| 73/ | E100/300, F100/350 | C8AZ 2B264-A | | 1 |
| 73/76 | P350/400 | | | 1 |
| 2265 TUBE ASSY. (BRAKE MASTER CYLINDER OR TUBE CONNECTOR TO REAR BRAKE HOSE) Improvise from bulk tubing (2269) and improvise insulators from rubber hose, friction tape etc. | | | | |
| 73/77 | B-F500/ | 382233-S | (GG-307)-clip (tubes to frame side member)- 1/4" x 1/4" | AR |
| 73/ | E100/300 | 382372-S | (KK-64-A)-grommet (used to insulate tube at cross member) | 4 |
| 73/ | | 87943-S36 | (I-21)-fitting-tube-7/16" -24 | AR |
| 73/ | | 372130-S36 | (MM-108-D)-nut-tube-1/2" -20 x 1/4" | AR |
| 2265 TUBE ASSY. (BRAKE and FUEL LINE)- Incl. flared ends and fittings | | | | |
| | | D6AZ 2265-A | 3/16" x 12" -steel | AR |
| | | D6AZ 2265-C | 3/16" x 20" -steel | AR |
| | | B6A 2265-AC | 3/16" x 30" -steel | AR |
| | | B6A 2265-AD | 3/16" x 40" -steel | AR |
| | | D6AZ 2265-F | 3/16" x 51" -steel | AR |
| | | D6AZ 2265-G | 3/16" x 60" -steel | AR |
| | | B6A 2265-BA | 1/4" x 12" -steel | AR |
| | | B6A 2265-BB | 1/4" x 20" -steel | AR |
| | | D6AZ 2265-K | 1/4" x 30" -steel | AR |
| | | B6A 2265-BD | 1/4" x 40" -steel | AR |
| | | D6AZ 2265-M | 1/4" x 51" -steel | AR |
| | | D6AZ 2265-A | 1/4" x 60" -steel | AR |
| 2A265 STOP (BRAKE BOOSTER SLAVE CYLINDER PISTON) | | | | |
| 73/77 | B-F-P500 | C1TT 2A265-A | | 1 |
| 2267 TUBE ASSY. (RIGHT REAR BRAKE) Improvise from bulk tubing (2269) and improvise insulators from rubber hose, friction tape etc. | | | | |
| 73/77 | B-F500 | 372130-S36 | (MM-108-D)-nut (attaches tubes to cyl.)-inverted flared tube | 1 |
| 73/77 | B-F500 | 381970-S7-8 | (GG-272)-clip (attaches tubes to rear axle)-double- 1/4" | 1 |

1973/79
TRUCK SERIES 100/500

| YEAR | MODEL/RESTRICTIONS | PART NUMBER | DESCRIPTION | QTY. |
|---|--------------------|--------------|--|------|
| 2268 TUBE (REAR LEFT BRAKE) | | | | |
| Improvise from bulk tubing (2269) and improvise insulators from rubber hose, friction tape etc. | | | | |
| | | 34806-S7 | (X-64)-lockwasher-5/16" | |
| | | 87943-S8 | (I-21)-fitting-tube-1/4" x 7/16" -24 | AR |
| | | 87942-S8 | (I-20)-fitting-tube-3/8" x 3/8" -24 | AR |
| | | 358609-S | (MM-103)-nut-tube hex. hd. -7/16" -24 x 7/16" x 5/16" x 3/16" | AR |
| | | 372130-S36 | MM-108-D)-nut inverted flared tube-1/4" tube x 1/2" x 20 | AR |
| | | 372503-S36 | (MM-104)-nut inverted flared tube-1/4" tube x 7/16" -24 | AR |
| 2B268 SEAL (FRONT WHEEL BRAKE BACKING PLATE) | | | | |
| 73/77 | F100/350 -- 2/W/D | D2TZ 2B268-A | 1 15/16" I.D. | 2 |
| 73/77 | F350 | | | 2 |
| 73/76 | P350/400 | | | 2 |
| 2269 HOSE or TUBE | | | | |
| | | 8QH 2269-D | Tubing-Copper-1/4" O.D. -supplied in 25 ft. rolls | AR |
| | | 8QH 2269-A | Tubing-Copper-3/8" O.D. -supplied in 25 ft. rolls | AR |
| | | 8QH 2269-B | Tubing-Copper-1/2" O.D. -supplied in 25 ft. rolls | AR |
| | | 8QH 2269-C | Tubing-Copper-5/8" O.D. -supplied in 25 ft. rolls | AR |
| | | 8C 2269-B | Tubing-steel-3/16" O.D. -supplied in 25 ft. rolls | AR |
| | | 91A 2269 | Tubing-steel-1/4" O.D. -supplied in 25 ft. rolls | AR |
| | | 8C 2269-A | Tubing-steel-5/16" O.D. -supplied in 25 ft. rolls | AR |
| | | B7Q 2269-A | Tubing-steel-3/8" O.D. -supplied in 25 ft. rolls | AR |
| | | 87942-S8 | (I-20)-nut-3/8" -24-use with 8C 2269-B | AR |
| | | 87943-S8 | (I-21)-nut-7/16" -24-use with 91A 2269 | AR |
| | | 87944-S8 | (I-22)-nut-1/2"-use with 8C 2269-A | AR |
| | | 87947-S36 | (I-24)-nut-3/4" -18-use with 8QH 2269-B | AR |
| | | 351735-S36 | (MM-105-G)-nut-3/8" -16-use with 8C 2269-B | AR |
| | | 351736-S36 | (MM-105-H)-nut-9/16" -18-use with 8C 2269-B | AR |
| | | 358609-S8 | (MM-103)-nut-7/16" -24-use with 8C 2269-B | AR |
| | | 372130-S36 | (MM-108-D)-nut-1/2"-20-use with 91A 2269 | AR |
| | | 372503-S8 | (MM-104)-nut-7/16"-24-use with 91A 2269 | AR |
| | | 375096-S36 | (MM-105-F)-nut-1/2"-20-use with 8C 2269-B | AR |
| | | D0HZ 2269-A | Tubing-nylon-1/8" O.D. -clear-50 ft. rolls | AR |
| | | D0HZ 2269-B | Tubing-nylon-1/4" O.D. -clear-50 ft. rolls | AR |
| | | D0HZ 2269-F | Tubing-nylon-Red-1/4" O.D.-50 ft. rolls | AR |
| | | D0HZ 2269-G | Tubing-nylon-Green-1/4" O.D. -50 ft. rolls | AR |
| | | D0HZ 2269-C | Tubing-nylon-Yellow-3/8" O.D. -50 ft. rolls | AR |
| | | D0HZ 2269-H | Tubing-nylon-Red-3/8" O.D. -50 ft. rolls | AR |
| | | D0HZ 2269-J | Tubing-nylon-Orange-3/8" O.D. -50 ft. rolls | AR |
| | | D0HZ 2269-K | Tubing-nylon-Green-3/8" O.D. -50 ft. rolls | AR |
| | | D0HZ 2269-S | Tubing-nylon-Black-3/8" O.D. -50 ft. rolls | AR |
| | | D0HZ 2269-D | Tubing-nylon-Black-1/2" O.D. -50 ft. rolls | AR |
| | | D0HZ 2269-L | Tubing-nylon-Red-1/2" O.D. -50 ft. rolls | AR |
| | | D0HZ 2269-M | Tubing-nylon-Orange-1/2" O.D. -50 ft. rolls | AR |
| | | D0HZ 2269-N | Tubing-nylon-Green-1/2" O.D. -50 ft. rolls | AR |
| | | D9HZ 2269-A | Tubing-nylon-5/8" O.D.-red-50 ft. rolls | AR |
| | | D9HZ 2269-B | Tubing-nylon-5/8" O.D.-green-50 ft. rolls | AR |
| | | D0HZ 2269-E | Tubing-nylon-Black-3/4" O.D. -25 ft. rolls | AR |
| | | D0HZ 2269-R | Tubing-nylon-Green-3/4" O.D. -25 ft. rolls | AR |
| | | D5TZ 2269-A | Hose-wire braid - 3/16" I.D.-25 ft. rolls | AR |
| | | D5TZ 2269-B | Hose-wire braid - 5/16" I.D.-25 ft. rolls | AR |
| | | D5TZ 2269-C | Hose-wire braid - 13/32" I.D.-25 ft. rolls | AR |
| | | D5TZ 2269-D | Hose-wire braid - 1/2" I.D.-25 ft. rolls | AR |
| CONNECTORS | | | | |
| 73/ | All | 383832-S100 | (II-29-BR)-connector-1" -18 male pipe x 3/4" tube x 1/2" -14 male pipe | AR |
| 73/ | All | 383831-S100 | (II-29-BP)-connector-11/16" -20 male pipe x 1/2" tube x 1/2" -14 male pipe | AR |

1973/79
TRUCK SERIES 100/500

| YEAR | MODEL/RESTRICTIONS | PART NUMBER | DESCRIPTION | QTY. |
|-------------------|-----------------------|-------------|---|------|
| 2269 | HOSE or TUBE — Cont'd | | | |
| CONNECTORS | | | | |
| 73/ | All | 383830-S100 | (II-29-BN)-connector-11/16" -20 male pipe x 1/2" tube x 3/8" -18 male pipe | AR |
| 73/ | All | 383834-S100 | (II-29-BM)-connector-17/32" -24 male pipe x 3/8" tube x 1/4" -18 male pipe | AR |
| 73/ | All | 383833-S100 | (II-29-BL)-connector-7/16" -24 male pipe x 1/4" tube x 1/8" -27 male pipe | AR |
| 73/ | All | 383835-S | (II-26-B)-connector-11/16" -20 x 1/2" tube | AR |
| 73/ | All | 384201-S100 | (II-29-BE)-connector-17/32" -24 male pipe x 3/8" tube x 1/2" -14 male pipe | |
| 73/ | All | 384088-S100 | (II-29-BS)-connector-1/4" pipe x 3/8" tube | AR |
| 73/ | All | 384057-S | (II-29-B)-connector-1/4" tube x 1/8" female pipe | AR |
| 73/ | All | 383983-S | (II-29-BH)-connector-3/8" inverted flare x 3/8" O.D. tube | AR |
| 73/ | All | 384202-S | (II-29-A)-connector-inverted flare-11/16" -20 x 1/2" tube | AR |
| 73/ | All | 384047-S | (II-29-AB)-connector-inverted flare-1" -18 x 3/4" tube | AR |
| 73/ | All | 384046-S | (II-29-AA)-connector-inverted flare-11/16" -20 x 1/2" tube | AR |
| 73/ | All | 383829-S100 | (II-40-HD)-connector-11/16" -20 male pipe x 1/2" tube x 1/4" -18 male pipe | AR |
| 73/ | All | 383826-S100 | (II-40-H)-connector-7/16" -24 male pipe x 1/4" tube x 1/4" -18 male pipe | AR |
| 73/ | All | 383827-S100 | (II-40-HA)-connector-7/16" -24 male pipe x 1/4" tube x 3/8" -18 male pipe | AR |
| 73/ | All | 383828-S100 | (II-40-HB)-connector-17/32" -24 male pipe x 3/8" tube x 1/8" -27 male pipe | AR |
| 73/ | All | 383808-S100 | (II-40-HC)-connector-17/32" -24 male pipe x 3/8" tube x 3/8" -18 male pipe | AR |
| 73/ | All | 383823-S100 | (II-185-GB)-connector-17/32" -24 male pipe x 3/8" tube x 3/8" -18 male pipe | AR |
| ELBOW | | | | |
| 73/ | All | 384042-S | (II-187-BJ)-elbow-90°-11/16" -20 male pipe x 1/2" tube | AR |
| 73/ | All | 383809-S | (II-187-BK)-elbow-90°-1" -18 male pipe x 3/4" tube | AR |
| 73/ | All | 383838-S | (II-187-BF)-elbow-1/4" inverted to 1/2" tube | AR |
| 73/ | All | 383836-S | (II-187-BN)-elbow-90°-7/16" -24 male pipe x 1/4" tube | AR |
| 73/ | All | 383824-S100 | (II-185-GC)-elbow-90°-11/16" -20 male pipe x 1/2" tube x 1/4" -18 male pipe | AR |
| 73/ | All | 383825-S100 | (II-185-GD)-elbow-90°-11/16" -20 male pipe x 1/2" tube x 1/2" -14 male pipe | AR |
| 73/ | All | 384200-S100 | (II-185-A)-elbow-90°-1/4" pipe x 3/4" tube | AR |
| 73/ | All | 383821-S100 | (II-185-G)-elbow-90°-17/32" -24 male pipe x 3/8" tube x 1/8" -27 male pipe | AR |
| 73/ | All | 383822-S100 | (II-85-GA)-elbow-90°-17/32" -24 male pipe x 3/8" tube x 1/4" -18 male pipe | AR |
| 73/ | All | 384191-S100 | (II0176-XL)-elbow-45°-17/32" -24 male pipe x 3/8" tube x 1/8" -27 male pipe | AR |
| 73/ | All | 383820-S100 | (II-185-B)-elbow-90°-7/16" -24 male pipe x 1/4" tube x 1/4" -18 male pipe | AR |
| 73/ | All | 383819-S100 | (II-185-C)-elbow-90°-7/16" -24 male pipe x 1/4" tube x 1/8" -27 male pipe | AR |
| 73/ | All | 383810-S100 | (II-185-D)-elbow-90°-7/16" -24 male pipe x 1/4" tube x 3/8" -18 male pipe | AR |

1973/79
TRUCK SERIES 100/500

| YEAR | MODEL/RESTRICTIONS | PART NUMBER | DESCRIPTION | QTY. |
|------|-----------------------|-------------|-------------|------|
| 2269 | HOSE or TUBE — Cont'd | | | |

ELBOW

| | | | | |
|-----|-----|-------------|---|----|
| 73/ | All | 383811-S100 | (II-185-E)-elbow-90°-11/16" -20 male pipe x 1/2" tube x 3/8" -18 male pipe | AR |
| 73/ | All | 383812-S100 | (II-185-F)-elbow-90°-1" -18 male pipe x 3/4" tube x 1/2" -14 male pipe | AR |
| 73/ | All | 383816-S100 | (II-176-XP)-elbow45°-11/16"-20 male pipe x 1/2" tube x 1/4" -18 male pipe | AR |
| 73/ | All | 383817-S100 | (II-176-XR)-elbow-45°-11/16" -20 male pipe x 1/2" tube x 3/8" -18 male pipe | AR |
| 73/ | All | 384190-S100 | (II-176-XK)-elbow-45°-7/16" -24 male pipe x 1/4" tube x 1/8" -27 male pipe | AR |
| 73/ | All | 383815-S100 | (II-176-XN)-elbow-45°-17/32" -24 male pipe x 3/8" tube x 3/8" -18 male pipe | AR |
| 73/ | All | 383814-S100 | (II-176-XM)-elbow-45°-17/32" -24 male pipe x 3/8" tube x 1/4" -18 male pipe | AR |

NUTS

| | | | | |
|-----|-----|----------|--|----|
| 73/ | All | 383806-S | (MM-113-DB)-nut-11/16" -20 compression | AR |
| 73/ | All | 383805-S | (MM-113-DA)-nut 17/32" -24 compression | AR |
| 73/ | All | 384180-S | (MM-130-N)-nut-7/16"-24 x 1/4" tube compression | AR |
| 73/ | All | 383804-S | (MM-113-D)-nut-7/16" -24 compression | AR |
| 73/ | All | 384181-S | (MM-130-NA)-nut-7/16" -32-3/8" tube compression | AR |
| 73/ | All | 384182-S | (MM-130-NB)-nut-11/16" -20 x 1/2" tube-compression | AR |
| 73/ | All | 383807-S | (MM-113-DC)-nut-1" -18 compression | AR |

SLEEVES

| | | | | |
|-----|-----|----------|----------------------------|----|
| 73/ | All | 383803-S | (II-56-C)-sleeve-3/4" tube | AR |
| 73/ | All | 383802-S | (II-56-B)-sleeve-1/2" tube | AR |
| 73/ | All | 383800-S | (II-55-Y)-sleeve-1/4" tube | AR |
| 73/ | All | 383801-S | (II-55-Z)-sleeve-3/8" tube | AR |

TEE

| | | | | |
|-----|-----|-------------|---|----|
| 73/ | All | 384189-S100 | (II-201-EA)-tee-1/2" tube x 3/8" male pipe x 1/2" tube | AR |
| 73/ | All | 384187-S100 | (II-201-BZ)-tee-1/4" tube x 1/8" male pipe x 1/8" female pipe | AR |
| 73/ | All | 384206-S100 | (II-201-BR)-tee-17/32" -24 male pipe x 3/8" tube x 3/8" -18 male pipe | AR |
| 73/ | All | 384014-S | (II-201-BU)-tee-17/32" -24 tube x 3/8" tube x 1/4" -18 pipe | AR |
| 73/ | All | 384188-S100 | (II-201-BP)-tee-17/32" -24 tube x 3/8" tube x 1/4" -18 male pipe | AR |
| 73/ | All | 383818-S | (II-201-BL)-tee-17/32" -24 tube x 3/8" tube | AR |
| 73/ | All | 383863-S100 | (II-201-BG)-tee-17/32" -24 tube x 3/8" tube x 1/4" -18 pipe | AR |
| 73/ | All | 383813-S100 | (II-201-BH)-tee-11/16" -20 tube x 1/2" tube x 3/8" -18 | AR |

1973/79 TRUCK SERIES 100/500

2269

HOSE or TUBE cont'd.

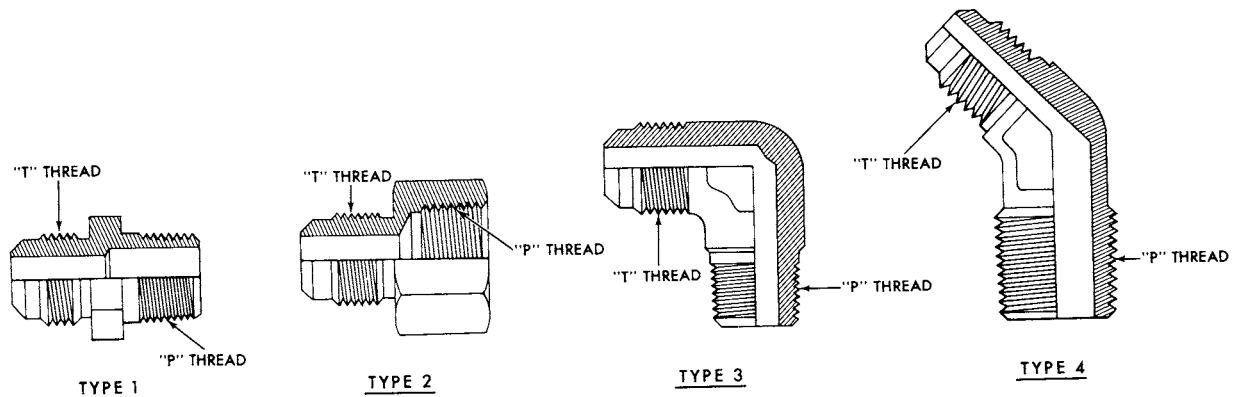
BULK HOSE and RE-USABLE FITTINGS CHART

1973/ Louisville-built trucks use hoses and re-usable fittings for brake lines. The Chart below may be used to make service replacements for the hoses and fittings.

1. Determine hose I.D. on truck being repaired
2. Find hose I.D. in chart below
3. Follow line containing that hose I.D. across to the right to find part numbers for hose and fittings. (Where more than one fitting is listed on the same line, use the hose adapter chart below to determine fitting needed.)

| HOSE I.D. | HOSE O.D. | EQUIV. TUBE SIZE | BULK HOSE | SWIVEL END | ADAPTER-MALE FLARE TO MALE PIPE NOTE 1 | ADAPTER-MALE FLARE TO FEMALE PIPE NOTE 1 | 90° ELBOW MALE FLARE TO MALE PIPE NOTE 1 | 45° ELBOW MALE FLARE TO MALE PIPE NOTE 1 |
|---|-----------|------------------|---------------|-----------------------------------|--|---|---|---|
| NOTE 1 - REFER TO CHARTS WHICH FOLLOW FOR DIMENSIONS ON THESE PARTS. † SERVICED IN 25 FT. ROLLS. | | | | | | | | |
| 3/16 | 33/64 | 1/4 | † C9TZ 2269-A | ★ C9TZ 2B323-A †/bD5TZ 2B323-A | C9TZ 2074-D | C9TZ 2074-J | C9TZ 2074-T C9TZ 2074-K | C9TZ 2074-Z C9TZ 2074-AC |
| 5/16 | 43/64 | 3/8 | † C9TZ 2269-B | ★ C9TZ 2B323-B †/bD5TZ 2B323-B | C9TZ 2074-F C9TZ 2074-F C9TZ 2074-AD | | C9TZ 2074-S C9TZ 2074-N | C9TZ 2074-Y |
| 13/32 | 49/64 | 1/2 | † C9TZ 2269-C | ★ C9TZ 2B323-C †/bD5TZ 2B323-C | C9TZ 2074-G C9TZ 2074-B C9TZ 2074-A | | C9TZ 2074-R C9TZ 2074-M C9TZ 2074-L | C9TZ 2074-W C9TZ 2074-AA |
| 1/2 | 59/64 | 5/8 | † C9TZ 2269-D | C9TZ 2B323-D | C9TZ 2074-C | | | C9TZ 2074-AB |
| 5/8 | 1 5/64 | 3/4 | † C9TZ 2269-E | C9TZ 2B323-E | C9TZ 2074-H | | C9TZ 2074-V C9TZ 2074-U | |

RE-USABLE HOSE ADAPTER



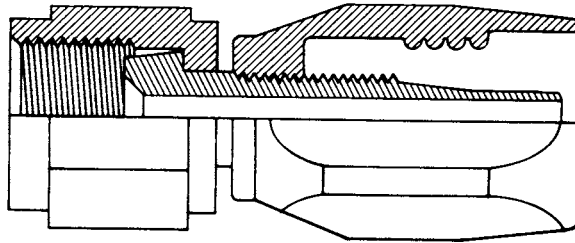
RE-USABLE HOSE ADAPTER — Cont'd

| PART NUMBER | TYPE | O.D. TUBE SIZE | THREAD T | THREAD P | PART NUMBER | TYPE | O.D. TUBE SIZE | THREAD T | THREAD P |
|-------------|------|----------------|-----------|----------|-------------|------|----------------|----------|----------|
| C9TZ 2074-A | 1 | 1/2 | 3/4-16 | 1/4-18 | C9TZ 2074-J | 2 | 1/4 | 1/4-18 | 7/16-20 |
| C9TZ 2074-B | 1 | 1/2 | 3/4-16 | 1/2-14 | C9TZ 2074-K | 3 | 1/4 | 1/4-18 | 7/16-20 |
| C9TZ 2074-C | 1 | 5/8 | 7/8-14 | 3/8-18 | C9TZ 2074-L | 3 | 1/2 | 1/4-18 | 3/4-16 |
| C9TZ 2074-D | 1 | 1/4 | 7/16-20 | 3/8-18 | C9TZ 2074-M | 3 | 1/2 | 3/8-18 | 3/4-16 |
| C9TZ 2074-E | 1 | 3/8 | 5/8-18 | 3/8-18 | C9TZ 2074-N | 3 | 3/8 | 1/2-14 | 5/8-18 |
| C9TZ 2074-F | 1 | 3/8 | 5/8-18 | 1/8-27 | C9TZ 2074-R | 3 | 1/2 | 1/2-14 | 3/4-16 |
| C9TZ 2074-G | 1 | 1/2 | 3/4-16 | 3/4-14 | C9TZ 2074-S | 3 | 3/8 | 3/8-18 | 5/8-18 |
| C9TZ 2074-H | 1 | 3/4 | 1 1/16-14 | 3/4-14 | C9TZ 2074-T | 3 | 1/4 | 3/8-18 | 7/16-20 |

1973/79
TRUCK SERIES 100/500

| PART NUMBER | TYPE | O.D. TUBE SIZE | THREAD T | THREAD P | PART NUMBER | TYPE | O.D. TUBE SIZE | THREAD T | THREAD P |
|-------------|------|----------------|----------|-----------|--------------|------|----------------|----------|----------|
| C9TZ 2074-U | 3 | 3/4 | 1/2-14 | 1 1/16-14 | C9TZ 2074-Z | 4 | 1/4 | 1/4-18 | 7/16-20 |
| C9TZ 2074-V | 3 | 3/4 | 3/4-14 | 1 1/16-14 | C9TZ 2074-AA | 4 | 1/2 | 1/2-14 | 3/4-16 |
| C9TZ 2074-W | 4 | 1/2 | 3/8-18 | 3/4-16 | C9TZ 2074-AB | 4 | 5/8 | 1/2-14 | 7/8-14 |
| C9TZ 2074-Y | 4 | 3/8 | 1/4-18 | 5/8-18 | C9TZ 2074-AD | | | | |

RE-USABLE SWIVEL FITTING



P-6771

| PART NUMBER | | O.D. TUBE SIZE | Thread size | | PART NUMBER | | O.D. TUBE SIZE | Thread size | |
|-----------------|--|-----------------|-------------|--|--|--|----------------|-------------|---|
| 2269 | HOSE or TUBE — Cont'd | | | | | | | | |
| ★ C9TZ 2B323-A | | 1/4 | 7/16-20 | | ★ C9TZ 2B323-C | | 1/2 | 3/4-16 | |
| r/bD5TZ 2B323-A | | | | | r/bD5TZ 2B323-C | | | | |
| ★ C9TZ 2B323-B | | 3/8 | 5/8-18 | | C9TZ 2B323-D | | 5/8 | 7/8-14 | |
| r/bD5TZ 2B323-B | | | | | C9TZ 2B323-E | | 3/4 | 1 1/16-14 | |
| YEAR | MODEL/RESTRICTIONS | PART NUMBER | | | DESCRIPTION | | | QTY. | |
| 2-2271 | TUBE ASSY. (MASTER CYLINDER TO REAR BRAKE TUBE CONNECTOR) Improvise from bulk tubing (2269) and improvise insulators from rubber hose, friction tape etc. | | | | | | | | |
| 73/ | F350/500 | 373996-S | | | (II-135-A)-tee-5 way (tube to brake tubes) | | | 1 | |
| 2A272 | TUBE ASSY. (MASTER CYLINDER TO REAR BRAKE HOSE) Improvise from bulk tubing (2269) and improvise insulators from rubber hose, friction tape etc. | | | | | | | | |
| 73/ | P350 | 357821-S8 | | | (GG-206)-clip (tube to s/member)-tube-3/16" x 1/4" | | | 2 | |
| 2A275 | BRACKET (BRAKE TUBE SUPPORT)- also refer to group 2B358 | | | | | | | | |
| 73/74 | E100/300 | D2UZ 2A275-A | | | Refer to group 2B280 | | | 1 | |
| 75/ | E100/350 | | | | | | | | |
| 73/75 | F100 -- 4/W/D | C6TZ 2A275-C | | | | | | 1 | |
| 76 | F100/150 -- 4/W/D | D6TZ 2A275-A | | | | | | 1 | |
| 77/ | F150 -- 4/W/D | D7TZ 2A275-C | | | | | | 1 | |
| 73 | F100/250 -- 2/W/D with M/S | ★ C7TZ 2A275-B | | | | | | 1 | |
| 73 | F350 -- with M/S | | | | | | | | 1 |
| 74 | F100/250 -- 2/W/D with M/S | ★ D4TA 2A275-CA | | | Improvise from .108 steel | | | 1 | |
| 74 | F350 -- with M/S | | | | | | | | 1 |
| 73/74 | F100 -- 2/W/D with A/T | D3TZ 2A275-A | | | | | | 1 | |
| 73/74 | F250 -- 2/W/D with A/T and 6200 G.V.W. | | | | | | | | 1 |
| 75/76 | F100/350 -- with A/T | ★ D4TA 2A275-CA | | | Improvise from .108 steel | | | 1 | |
| 77/ | F100/350 -- with M/S | D7TZ 2A275-A | | | | | | 1 | |
| 77/ | F100/350 -- with P/S | D7TZ 2A275-B | | | | | | 1 | |
| 73/75 | F250 -- 4/W/D | C7TZ 2A275-D | | | | | | 1 | |
| 76 | F250 -- 4/W/D | D6TZ 2A275-B | | | | | | 1 | |
| 77/ | F250 -- 4/W/D | D7TZ 2A275-C | | | | | | 1 | |

1973/79
TRUCK SERIES 100/500

| YEAR | MODEL/RESTRICTIONS | PART NUMBER | DESCRIPTION | QTY. |
|---|--|--------------|---|------|
| 2B277 RETAINER (BRAKE PEDAL SHAFT) | | | | |
| 73/76 | M450/500 | D3HZ 2B277-A | # D3HS 2B277-AA | 1 |
| 2279 CLIP (BRAKE SYSTEM) | | | | |
| 73/ | F100/350 | 91A 2279 | Parking brake cable | AR |
| 73/76 | P350 | | | AR |
| 73/76 | P350/400 | 91A 2279 | Parking brake cable to L.H. front wheel housing panel | 1 |
| 73/77 | P500 | | | 1 |
| 73/76 | P350/400 | 33795-S7 | (M-49)-nut (cable to panel)-1/4" -20 | 1 |
| 73/77 | P500 | | | 1 |
| | | 34805-S8 | (X-62)-lockwasher-1/4" | |
| | | 44720-S8 | (X-18)-washer-flat-1/4" | |
| 2280 BRACKET (BRAKE MASTER CYLINDER) | | | | |
| 73/77 | B500 | C3TZ 2280-B | | 1 |
| 73/ | F350/500 | | | 1 |
| 73/ | F250 -- 4/W/D | C3TZ 2280-A | | 1 |
| 2282 Refer to group 2078 | | | | |
| 2A283 TUBE ASSY. (TEE TO FORWARD REAR AXLE BRAKE HOSE) Improvise from bulk tubing (2269) and improvise insulators from rubber hose, friction tape etc. | | | | |
| 73/ | | 87943-S38 | (I-21)-fitting-tube-7/16" -24 | AR |
| 2A284 TUBE ASSY. (BRAKE TEE TO REAR REAR AXLE HOSE) -Make from 91A 2269 tubing and 2-87943-S8 nuts | | | | |
| 73/ | | 87943-S8 | (I-21)-fitting-tube-7/16" -24 | AR |
| 2B284-5 Refer to group 2269 re-usable fittings | | | | |
| 2286 Refer to Front and Rear Brake Parts Lists - Sections 20.1 and 22.1 Improvise from bulk tubing (2269) and improvise insulators from rubber hose, friction tape etc. | | | | |
| 2B286 ADAPTER (BRAKE MASTER CYLINDER MOUNTING) | | | | |
| 76/78 | E100 -- disc brakes w/o booster "Before Ser. CG0,001" | D6UZ 2B286-A | | 1 |
| 78/ | E100 -- disc brakes w/o booster "From Ser. CG0,001" | D9TZ 2B286-A | | 1 |
| 2B292-3 Refer to Front Brake Parts Lists - Section 20.1 | | | | |
| 2296-7 Refer to Front or Rear Brake Parts Lists - Sections 20.1, 22.1 and group 2125 | | | | |
| 2A296 Refer to Rear Brake Parts Lists - Section 22.1 | | | | |
| 2B296 Refer to Front Brake Parts Lists - Section 20.1 | | | | |

1973/79 TRUCK SERIES 100/500

REAR BRAKE MODEL APPLICATION CHART

1. Determine truck series and model year.
2. When optional brake sizes are shown, determine brake size. The brake size shown is the inside diameter of the brake drum and the width of the related brake shoe lining.
3. When different axle capacities are shown for the same brake size, determine axle capacity from truck warranty plate code.
4. Refer to affected parts list. Brake component parts lists appear in numerical sequence in this section following the application chart. Brake drums are not included in the parts lists. They are listed with the appropriate hub assembly under group 1109 in Section 11.
5. Refer to the appropriate section and page of the Truck Illustrations Catalog when necessary for the basic or group numbers of the required parts. Brake components are also listed by part name with their related basic or group number in the Index at the beginning of Section 10.

| TRUCK SERIES | MODEL YEAR | REAR AXLE CAPACITY | BRAKES | | PARTS LIST A-AIR NO. | ILLUS-TRATION SEC/PAGE | TRUCK SERIES | MODEL YEAR | REAR AXLE CAPACITY | BRAKES | | PARTS LIST A-AIR NO. | ILLUS-TRATION SEC/PAGE | |
|--|------------|----------------------|------------|--------|----------------------|------------------------|--------------|------------|--------------------|----------------|--------|----------------------|------------------------|----|
| | | | SIZE | H-HYD. | | | | | | SIZE | H-HYD. | | | |
| Note: \$ Page 3 for Bendix, page 5 for Kelsey Hayes | | | | | | | | | | | | | | |
| B500 | 73/77 | 13M | 15 x 4 | H | 9 | 21 | F250 (2/W/D) | 73/ | 5.3M | 12 x 2 1/2 | H | 4 | 21 | 2 |
| | 73/77 | 15M | 15 x 5 | H | 15 | 21 | (2/W/D) | 73/76 | 5.3M | 12 1/8 x 2 | H | 5 | 21 | 2 |
| E100 | 73/74 | 3.05M | 10 x 1 3/4 | H | 1 | 21 | (4/W/D) | 73/ | 5.3M | 12 x 2 1/2 | H | 4 | 21 | 2 |
| E200 | 73/74 | 3.3M | 11 x 2 1/4 | H | 2 | 21 | F350 (2/W/D) | 73/ | 7.4M | 12 x 3 | H | 4 | 21 | 2 |
| E300 -- SRW | 73/74 | 5.05M | 12 x 2 1/2 | H | 4 | 21 | (4/W/D) | 79 | 5.3M | 12 x 2 1/2 | H | 4 | 21 | 2 |
| -- DRW | 73/74 | 5.05M | 12 x 3 | H | 4 | 21 | F500 | 73/77 | 13M | 15 x 4 | H | 9 | 21 | \$ |
| E100/150 | 75/ | 2.75M,3.6M | 11 x 2 1/4 | H | 2 | | | 73/77 | 15M | 15 x 5 | H | 15 | 21 | 4 |
| E250 | 75/ | 5.3M | 12 x 2 1/2 | H | 4 | | M450/500 | 73/76 | 11M, 13M | 15 x 4 | H | 9 | 21 | \$ |
| E350 | 75/ | 7.4M | 12 x 3 | H | 4 | | P350 | 73/76 | 5.2M | 12 x 2 1/2 | H | 4 | 21 | 2 |
| F100/150 | | | | | | | | 73/76 | 7.4M | 12 x 3 | H | 4 | 21 | 2 |
| - 2/W/D | 73/ | 2.9M,3.3M,3.6M,3.75M | 11 x 2 1/4 | H | 2 | 21 | P400 | 73/76 | 7.4M | 12 x 3 | H | 4 | 21 | 2 |
| - 4/W/D | 73/ | 2.9M,3.3M,3.6M,3.75M | 11 x 2 1/4 | H | 2 | 21 | P500 | 73/77 | 13M | 14 1/8 x 3 1/2 | H | 8 | 21 | 3 |

| YEAR | RESTRICTIONS | PART NUMBER | QTY. | PART NAME AND DESCRIPTION |
|------|--------------|-------------|------|---------------------------|
|------|--------------|-------------|------|---------------------------|

REAR BRAKE PARTS LIST NO. 1
10 x 1 3/4 - WAGNER HYDRAULIC BRAKE

Notes: ● Refer to group number for kit components

| YEAR | PART NUMBER | QTY. | DESCRIPTION |
|-------|----------------------------------|------|---|
| | 2001 | | ● SHOE and LINING KIT (BRAKE) |
| 73/74 | 2001 | | For 2001—refer to 2200 in this Parts List |
| 73 | D2UZ 2007-A | 1 | ● LINING KIT (BRAKE SHOE) |
| 74 | ★ D4UZ 2007-A | 1 | |
| 73/74 | D7TZ 2028-A | 2 | PLATE (BRAKE SHOE ANCHOR PIN) |
| | 2035 | | SPRING (BRAKE SHOE RETRACTING) |
| 73/74 | ★ C4UZ 2035-B r/b D4TZ 2035-A | 2 | 2 7/16" long—aluminum—primary spring |
| 73/74 | ★ C4UZ 2035-A r/b D4TZ 2035-A | 2 | 4 1/4" long—clear—secondary spring |
| 73/74 | D4TZ 2035-A | 1 | Kit—consists of (2) C4UZ 2035-A and (2) C4UZ 2035-B |
| | 2041 | | SCREW (BRAKE ADJUSTING) |
| 73/74 | C4UZ 2041-A | 1 | R.H.—7/16"—20 x 2 1/4" |
| | C4UZ 2041-B | 1 | L.H. |
| | D4UZ 2041-A | 1 | Assy.—R.H.—consists of (1) C4UZ 2041-A, (1) C4UZ 2047-A, (1) C4UZ 2048-A and (1) 372583-S |
| | ★ D4UZ 2041-B r/b C4UZ 2041-D | 1 | Assy.—L.H.—consists of (1) C4UZ 2041-B, (1) C4UZ 2047-B, (1) C4UZ 2048-A and (1) 372583-S |

1973/79
TRUCK SERIES 100/500

| YEAR | RESTRICTIONS | PART NUMBER | QTY. | PART NAME AND DESCRIPTION |
|---|--------------|---|------|--|
| REAR BRAKE PARTS LIST NO. 1 — Cont'd 10 x 1 3/4 — WAGNER HYDRAULIC BRAKE | | | | |
| Notes: ● Refer to group number for kit components | | | | |
| | | 2041 | | ●SCREW KIT (BRAKE ADJUSTING) |
| 73/74 | | C4UZ 2041-C | 1 | R.H. |
| | | C4UZ 2041-D | 1 | L.H. |
| 73/74 | | B7A 2042-A | 4 | LINK (BRAKE CYLINDER TO SHOE) |
| | | 2047 | | NUT (BRAKE ADJUSTING SCREW) |
| 73/74 | | ★ C4UZ 2047-A r/bC4UZ 2041-C | 1 | R.H.—7/16"—20 x 2 7/64" — also serviced in assy. — group 2041 |
| | | ★ C4UZ 2047-B r/bC4UZ 2041-D | 1 | L.H. — also serviced in assy. — group 2041 |
| 73/74 | | ★ C4UZ 2048-A r/bC4UZ 2041-C or r/bC4UZ 2041-D | 2 | SOCKET (BRAKE ADJUSTING SCREW) — Also serviced in assy.—group 2041 |
| 73/74 | | 372583-S | 2 | (XX-168)—washer (brake adjusting screw)—also serviced in assy.—group 2041 |
| 73/74 | | C1SS 2049-A | 2 | SPRING (BRAKE ADJUSTING SCREW)—3 1/8" long |
| 73/74 | | B7A 2066-A | 8 | CUP or WASHER (BRAKE SHOE HOLD DOWN SPRING)— Also serviced in kit — group 2A094 |
| | | 2068 | | SPRING BRAKE SHOE HOLD DOWN |
| 73/74 | | C3SZ 2068-A | 4 | Primary—aluminum—also serviced in kit — group 2A094 |
| 73/74 | | D3TZ 2068-A | 4 | Secondary—purple—also serviced in kit — group 2A094 |
| 73/74 | | 8A 2069-A | 4 | PIN (BRAKE SHOE HOLD DOWN SPRING) — Also serviced in kit — group 2A094 |
| 73/74 | | 8A 2092 | 2 | COVER (BRAKE ADJUSTING HOLE) — Also serviced in kit—group 2A094 |
| 73/74 | | D4UZ 2A094-A | 2 | ●SHOE HOLD DOWN KIT (BRAKE) |
| 73/74 | | 91A 2106 | 2 | RETAINER (BRAKE OPERATING LEVER PIN) |
| 73 | | ★ D3UZ 2128-A r/bD4TZ 2128-A | 2 | ●CYLINDER REPAIR KIT (BRAKE) — 13/16" dia. |
| 74 | | D4TZ 2128-A | 2 | 13/16" dia. |
| | | 2A176-7 | | LEVER (BRAKE SHOE ADJUSTING) |
| 73/74 | | ★ C4UZ 2A176-A r/bC4UZ 2A176-B | 1 | R.H. |
| | | ★ C4UZ 2A177-A r/bC4UZ 2A176-B | 1 | L.H. |
| | | 2A176 | | ●LEVER KIT (BRAKE SHOE ADJUSTING) |
| 73/74 | | C4UZ 2A176-B | 2 | R.H. & L.H. |
| 73/74 | | ★ C4UZ 2A178-A r/bC4UZ 2A176-B | 2 | CABLE ASSY. (BRAKE SHOE ADJUSTING LEVER) |
| 73/74 | | ★ C1SS 2A179-A r/bC4UZ 2A176-B | 2 | GUIDE (BRAKE SHOE ADJUSTING LEVER CABLE) |
| 73/74 | | C1UU 2197-A | 4 | PISTON (BRAKE CYLINDER) — 13/16" dia. |
| 73 | | ★ D2UZ 2200-A | 1 | ●SHOE and LINING KIT (BRAKE) |
| 74 | | ★ D4UZ 2200-A | 1 | |
| 73/74 | | 2201 | | CUP (BRAKE CYLINDER)—Serviced in kit — refer to group 2128 in this Parts List |
| 73/74 | | ★ D3UZ 2204-E | 2 | EXPANDER and SPRING ASSY. (BRAKE CYLINDER PISTON RETURN)—Also serviced in kit — group 2128 |
| 73/74 | | 96H 2206 | 4 | BOOT (BRAKE CYLINDER)—Also serviced in kit—group 2128 |
| 73/74 | | 8M 2208 | 2 | SCREW (BRAKE CYLINDER BLEEDER) — Also serviced in assy. — group 2261-2 |
| | | 2211-2 | | PLATE ASSY. (BRAKE CARRIER) |
| 73 | | C4UZ 2211-B | 1 | R.H. |
| | | C4UZ 2212-B | 1 | L.H. |

1973/79
TRUCK SERIES 100/500

| YEAR | RESTRICTIONS | PART NUMBER | QTY. | PART NAME AND DESCRIPTION |
|---|--------------|----------------|------|--|
| REAR BRAKE PARTS LIST NO. 1 — Cont'd 10 x 1 3/4 — WAGNER HYDRAULIC BRAKE | | | | |
| Notes: ● Refer to group number for kit components | | | | |
| 74 | | 2211-2 | | PLATE ASSY. (BRAKE CARRIER) |
| | | ★ D4UZ 2211-A | 1 | R.H. |
| | | ★ D4UZ 2212-A | 1 | L.H. |
| 73/74 | | 378884-S | 8 | (BB-807-E)-bolt (plate to axle)-"T" head-3/8"-24 x 1 3/8" |
| 73/74 | | 34445-S7 | 8 | (M-80)-locknut-3/8"-24 |
| 73 | | 2261-2 | | CYLINDER ASSY. (BRAKE) |
| | | D3TZ 2261-E | 1 | R.H.-13/16" dia.-incl. (1) 8M 2208 screw |
| | | D3TZ 2262-E | 1 | L.H.-incl. (1) 8M 2208 screw |
| 74 | | D4TZ 2261-A | 1 | R.H.-13/16" dia. incl. (1) 8M 2208 screw |
| | | D4TZ 2262-A | 1 | L.H.-incl. (1) 8M 2208 screw |
| 73/74 | | D1AZ 2A601-A | 2 | SPRING (PARKING BRAKE LINK) |
| | | 2A637-8 | | LEVER (PARKING BRAKE OPERATING) |
| 73/74 | | ★ C1UU 2A637-A | 1 | R.H. |
| | | ★ C1UU 2A638-A | 1 | L.H. |
| 73 | | C4UZ 2A642-A | 2 | LINK (PARKING BRAKE OPERATING LEVER TO BRAKE PRIMARY SHOE) |
| 74 | | D4UZ 2A642-A | 1 | R.H.-# FD-80185 |
| | | ★ D4UZ 2A642-B | 1 | L.H.-# FD-80184 |
| 73/74 | | C4UZ 2A787-A | 2 | RETAINER (PARKING BRAKE LINK SPRING) |

REAR BRAKE PARTS LIST NO. 2
11 x 2 1/4-BENDIX HYDRAULIC BRAKE

Notes: ● Refer to basic group number for kit components

| YEAR | RESTRICTIONS | PART NUMBER | QTY. | PART NAME AND DESCRIPTION |
|--|--|---|------|---|
| REAR BRAKE PARTS LIST NO. 2 11 x 2 1/4-BENDIX HYDRAULIC BRAKE | | | | |
| Notes: ● Refer to basic group number for kit components | | | | |
| | | 2007 | | ● LINING KIT (BRAKE SHOE) |
| 73/74 | E200 | D2TZ 2007-D | 2 | |
| 75/77 | E100/150- "Before Ser. 040,001" | | 2 | |
| 73/77 | F100/150 -- 2/W/D "Before Ser. 040,001" | | 2 | |
| 73/75 | F100 -- 4/W/D | | 2 | |
| 77/ | E100/150 -- "From Ser. 040,000" | D7TZ 2007-E | 2 | |
| 77/ | F100/150 -- 2/W/D -- "From Ser. 040,001" | | 2 | |
| 76/77 | F100/150 -- 4/W/D "Before Ser. 040,001" | D5OZ 2007-B | 2 | |
| 77/ | F150 -- 4/W/D -- "From Ser. 040,001" | ★ D7TZ 2007-F r/bD7TZ 2007-E | 2 | |
| 73/77 | "Before Ser. 040,001" | COMM 2028-A | 2 | PLATE (BRAKE SHOE ANCHOR PIN) |
| 77/ | "From Ser. 040,001" | D7TZ 2028-A | 2 | |
| | | 2035-6 | | SPRING (BRAKE SHOE RETRACTING) |
| 73/ | | COMM 2035-A | 2 | Secondary -black-also serviced in kit-group 2A225 |
| 73/ | | COMM 2036-A | 2 | Primary-red-also serviced in kit-group 2A225 |
| | | 2041 | | SCREW (BRAKE ADJUSTING) |
| 73/ | | ★ C4TZ 2041-A r/bC1AZ 2041-C | 1 | R.H.-# "R"-7/16"-20 x 2 1/2" |
| | | ★ C1AZ 2041-A r/bC1AZ 2041-D | 1 | L.H.-# "L" |
| | | 2041 | | ●SCREW KIT (BRAKE ADJUSTING) |
| 73/ | | C1AZ 2041-C | 1 | R.H. |
| | | C1AZ 2041-D | 1 | L.H. |
| 73 | | B7A 2042-A | 4 | LINK (BRAKE CYLINDER TO SHOE) |
| 74/ | | C6TZ 2042-A | 4 | |
| | | 2047 | | NUT (BRAKE ADJUSTING SCREW) |
| 73/ | | ★ C2AZ 2047-A r/bC1AZ 2041-C | 1 | R.H. |
| | | ★ C1AZ 2047-A r/bC1AZ 2041-D | 1 | L.H. |
| 73/ | | ★ C1AA 2048-A r/bC1AZ 2041-C or r/bC1AZ 2041-D | 2 | SOCKET (BRAKE ADJUSTING SCREW) |
| 73/ | | 372583-S | 2 | (XX-168)-washer-flat-3/64" I.D. |

OCTOBER, 1979

COPYRIGHT © 1979-

FORD MOTOR
COMPANY

-DEARBORN, MICHIGAN

NEW ISSUE

1973/79
TRUCK SERIES 100/500

| YEAR | RESTRICTIONS | PART NUMBER | QTY. | PART NAME AND DESCRIPTION |
|---|--|-----------------------------------|------|--|
| REAR BRAKE PARTS LIST NO. 2 — Cont'd 11 x 2 1/4-BENDIX HYDRAULIC BRAKE | | | | |
| Notes: ● Refer to basic group number for kit components | | | | |
| | | 2047 | | NUT (BRAKE ADJUSTING SCREW) |
| 73/ | | C1SS 2049-A | 2 | SPRING (BRAKE ADJUSTING SCREW) — blue color also serviced in kit—group 2A225 |
| 73/ | | B7A 2066-A | 8 | CUP or WASHER (BRAKE SHOE HOLD DOWN SPRING) |
| | | 2068 | | SPRING (BRAKE SHOE HOLD DOWN) |
| 73/ | | C3SZ 2068-A | 2 | Primary—aluminum |
| 73/ | | D3TZ 2068-A | 2 | Secondary—purple |
| 73/ | | B7A 2069-A | 4 | PIN (BRAKE SHOE HOLD DOWN SPRING) |
| 73/ | | 8A 2092 | 2 | COVER (BRAKE ADJUSTING HOLE) |
| 73/ | | 91A 2106 | 2 | RETAINER (PARKING BRAKE OPERATING LEVER PIN) |
| 73/ | | 351467-S | 2 | (XX-352)—washer—spring (parking brake lever pin)—anti-rattle—3/8" |
| 73/ | | C1SZ 2107-A | 2 | PIN (PARKING BRAKE LEVER TO SHOE) |
| | | 2128 | | ●CYLINDER REPAIR KIT (BRAKE) |
| 73/74 | E200 | ★ D3UZ 2128-B r/bD4TZ 2128-A | 1 | 13/16" dia. |
| 73/74 | F100 | D3TZ 2128-A | 1 | 7/8" dia. |
| 75/ | E-F100/150 | ★ D3TZ 2128-B r/bD30Z 2128-A | 1 | 15/16" |
| | | 2A176-7 | | LEVER (BRAKE SHOE ADJUSTING) |
| 73/ | | ★ C4UZ 2A176-A r/bC8TZ 2A176-F | 1 | R.H. |
| | | ★ C4UZ 2A177-A r/bC8TZ 2A176-F | 1 | L.H. |
| | | 2A176 | | ●LEVER KIT (BRAKE SHOE ADJUSTING) |
| 73/ | | C8TZ 2A176-F | 2 | R.H. & L.H. |
| 73/ | | ★ C8TZ 2A178-A r/bC8TZ 2A176-F | 2 | CABLE ASSY. (BRAKE SHOE ADJUSTING LEVER) |
| 73/ | | ★ C1SS 2A179-A r/bC8TZ 2A176-F | 2 | GUIDE (BRAKE SHOE ADJUSTING LEVER CABLE) |
| | | 2196-7 | | (PISTON BRAKE CYLINDER) |
| 73/74 | E200 | C1UU 2197-A | 4 | 13/16" dia. |
| 73/74 | F100 | 8A 2197-A | 1 | 7/8" dia. |
| 75/ | E-F100/150 | C30Z 2196-D | 4 | 15/16" dia. |
| | | 2200 | | ●SHOE and LINING KIT (BRAKE) |
| 73/74 | E200, F100 -- 2/W/D | D2TZ 2200-B | 1 | |
| 75/77 | E-F100/150 -- 2/W/D "Before Ser. 040,001" | D2TZ 2200-B | 1 | |
| 77/ | E-F100/150 -- 2/W/D -- "From Ser. 040,001" | D7TZ 2200-C | 1 | |
| 73/75 | F100 -- 4/W/D | D2TZ 2200-A | 1 | |
| 76/77 | F100/150 -- 4/W/D "Before Ser. 040,001" | D50Z 2200-B | 1 | |
| 77/ | F150 -- 4/W/D -- "From Ser. 040,001" | ★ D7TZ 2200-D r/bD7TZ 2200-C | 1 | |
| 73/ | | 2201 | | CUP (BRAKE CYLINDER) — Serviced only in kit—refer to group 2128 in this Parts List |
| | | 2204 | | EXPANDER and SPRING ASSY. (BRAKE CYLINDER PISTON RETURN) |
| 73/74 | E200 | ★ D3UZ 2204-C | 2 | Also serviced in kit — group 2128 |
| 73/74 | F100 | ★ D3TZ 2204-A | 2 | Also serviced in kit — group 2128 |
| 75/ | E-F100/150 | D3TZ 2204-C | 2 | Also serviced in kit—group 2128 |
| 73/ | | ★ 96H 2206 | 4 | BOOT (BRAKE CYLINDER) — Serviced only in kit—group 2128 |
| 73/ | | 8M 2208 | 2 | SCREW (BLEEDER) — Also serviced in assy.—group 2261-2 |
| | | 2211-2 | | PLATE ASSY. (BRAKE CARRIER) |
| 73 | E200, F100 -- 2/W/D | C8TZ 2211-F | 1 | R.H. |
| | | C8TZ 2212-G | 1 | L.H. |
| 73 | F100 -- 4/W/D | C8TZ 2211-C | 1 | R.H. |
| | | C8TZ 2212-D | 1 | L.H. |

1973/79
TRUCK SERIES 100/500

| YEAR | RESTRICTIONS | PART NUMBER | QTY. | PART NAME AND DESCRIPTION |
|---|---|-----------------|------|--|
| REAR BRAKE PARTS LIST NO. 2 — Cont'd 11 x 2 1/4-BENDIX HYDRAULIC BRAKE | | | | |
| Notes: ● Refer to basic group number for kit components | | | | |
| 74 | E200, F100/150 -- 2/W/D | 2211-2 | | PLATE ASSY. (BRAKE CARRIER) |
| | | ★ D4TZ 2211-A | 1 | R.H. |
| | | r/bD4TZ 2211-C | | |
| | | ★ D4TZ 2212-A | 1 | L.H. |
| | | r/bD4TZ 2212-C | | |
| | | D4TZ 2211-C | 1 | R.H. |
| | | D4TZ 2212-C | 1 | L.H. |
| 75/77 | E-F100/150 -- 2/W/D "Before Ser. 040,001" | D4TZ 2211-C | 1 | R.H. |
| | | D4TZ 2212-C | 1 | L.H. |
| 77/78 | E-F100/150 -- 2/W/D "From Ser. 040,001 to Ser. BJ0,001" | ★ D7TZ 2211-A | 1 | R.H. |
| | | r/bD4TZ 2211-C | | |
| | | ★ D7TZ 2212-A | 1 | L.H. |
| | | r/bD4TZ 2212-C | | |
| 78/ 78/ | E-F100/150 -- 2/W/D F150 -- 4/W/D "From Ser. BJ0,001" | D8TZ 2211-A | 1 | R.H. |
| | | D8TZ 2212-A | 1 | L.H. |
| 74/75 | F100 -- 4/W/D "Before Ser. T20,001" | ★ D4TZ 2211-B | 1 | R.H. |
| | | r/bD4TZ 2211-D | | |
| | | ★ D4TZ 2212-B | 1 | L.H. |
| | | r/bD4TZ 2212-D | | |
| | F100 -- 4/W/D "From Ser. T20,001" | D4TZ 2211-D | 1 | R.H. |
| | | D4TZ 2212-D | 1 | L.H. |
| 76/77 | F100/150 -- 4/W/D "Before Ser. 040,001" | D4TZ 2211-C | 1 | |
| | | D4TZ 2212-C | 1 | |
| 77/78 | F150 -- 4/W/D "From Ser. 040,001 to Ser. BJ0,001" | ★ D7TZ 2211-A | 1 | R.H. |
| | | r/bD4TZ 2211-C | | |
| | | ★ D7TZ 2212-A | 1 | L.H. |
| | | r/bD4TZ 2212-C | | |
| 73/ | | D9AZ 2A225-B | 1 | SPRING KIT (BRAKE REPAIR)- incls. (2) COMM 2035-A, (2) C3AZ 2035-A, (2) COMM 2036-A, and (2) C1SS 2049-A |
| 73/ | | C2AZ 2248-A | 8 | BOLT (CARRIER PLATE) - 1/2"-20 x 1 3/16" |
| | | 2261-2 | | CYLINDER ASSY. (BRAKE) |
| 73/74 | E200 | D3UZ 2261-A | 1 | R.H.-13/16" dia.-incl. (1) 8M 2208 screw |
| | | D3UZ 2262-A | 1 | L.H.-incl. (1) 8M 2208 screw |
| 73/74 | F100 -- 2/W/D | ★ D3TZ 2261-A | 1 | R.H.-7/8" dia. - incl. (1) 8M 2208 screw |
| | | r/bD3ZZ 2261-A | | |
| | | ★ D3TZ 2262-A | 1 | L.H. - incl. (1) 8M 2208 screw |
| | | r/bD3ZZ 2262-A | | |
| 75/ | E-F100/150 -- 2/W/D | D3TZ 2261-B | 1 | R.H.-15/16" dia.-incl. (1) 8M 2208 screw |
| | | D3TZ 2262-B | 1 | L.H.-incl. (1) 8M 2208 screw |
| 73/75 | F100 -- 4/W/D | D3TZ 2261-A | 1 | R.H. - 7/8" dia. - incl. (1) 8M 2208 screw |
| | | D3TZ 2262-A | 1 | L.H. - incl. (1) 8M 2208 screw |
| 76/ | F100/150 -- 4/W/D | D3TZ 2261-B | 1 | R.H.-15/16" dia. incl. (1) 8M 2208 screw |
| | | D3TZ 2262-B | 1 | L.H.-incl. (1) 8M 2208 screw |
| 73/ | | 42718-S7-8 | 4 | (U-9)-bolt and lockwasher-5/16"-18 x 1/2" |
| 73/ | | C8TZ 2A601-A | 2 | SPRING (PARKING BRAKE LINK) |
| | | 2A637-8 | | LEVER (PARKING BRAKE OPERATING) |
| 73/78 | "Before Ser. BJ0,001" | C5AZ 2A637-A | 1 | R.H. |
| | | C5AZ 2A638-A | 1 | L.H. |
| 78/ | "From Ser. BJ0,001" | D8TZ 2A637-A | 1 | R.H. |
| | | D8TZ 2A638-A | 1 | L.H. |
| 73/ | | 351467-S | 2 | (XX-352)-washer-spring-anti-rattle-3/8" |
| | | 371617-S | 2 | (XX-149)-washer-flat-3/8" |
| 73/ | | C5AZ 2A642-A | 2 | LINK (PARKING BRAKE OPERATING LEVER TO BRAKE PRIMARY SHOE) |
| 73/77 | "Before Ser. 040,001" | ★ C8TZ 2A787-A | 2 | RETAINER (PARKING BRAKE LINK SPRING) |
| | | r/bC4UZ 2A787-A | | |
| 77/ | "From Ser. 040,001" | C4UZ 2A787-A | 2 | |

1973/79
TRUCK SERIES 100/500

| YEAR | RESTRICTIONS | PART NUMBER | QTY. | PART NAME AND DESCRIPTION |
|---|---|--------------------------------|------|---|
| REAR BRAKE PARTS LIST NO. 4 | | | | |
| 12 x 2 1/2 and 12 x 3 - BENDIX HYDRAULIC BRAKE | | | | |
| Notes: ● Refer to basic group number for kit components | | | | |
| 2001 | | | | |
| | | | | ● SHOE and LINING KIT (BRAKE) |
| 73/76 | P350 -- 12 x 2 1/2 brake "Before Ser. B50,001" | ★C9TZ 2001-A r/bD1TZ 2001-A | 1 | |
| 76 | P350 -- 12 x 2 1/2 brake -- "From Ser. B50,001" | D6TZ 2200-D | 1 | |
| 73/74 | E300 -- 12 x 2 1/2 brake | D1TZ 2001-A | 1 | |
| 73/75 | F250 -- 12 X 2 1/2 brake | | 1 | |
| 75 | E250 -- 12 X 2 1/2 brake | | 1 | |
| 76/77 | E-F250 -- 12 x 2 1/2 brake "Before Ser. 040,001" | D6TZ 2200-B | 1 | |
| 77/ | E-F250 -- 12 x 2 1/2 brake "From Ser. 040,001" | D7TZ 2200-B | 1 | |
| 79 | F350 -- 4/W/D - 12 x 2 1/2 brake | | 1 | |
| 73/76 | P350/400 -- 12 x 3 brake "Before Ser. B50,001" | C9TZ 2001-B | 1 | |
| 76 | P350/400 -- 12 x 3 brake -- "From Ser. B50,001" | D6TZ 2200-E | 1 | |
| 73/74 | E300, F350 -- 12 x 3 brake | D3TZ 2001-B | 1 | |
| 75 | E-F350 -- 12 X 3 brake | | 1 | |
| 76/77 | E-F350 -- 12 x 3 brake "Before Ser. 040,001" | D6TZ 2200-C | 1 | |
| 77/ | E-F350 -- 12 x 3 brake "From Ser. 040,001" | D7TZ 2200-A | 1 | |
| 2007 | | | | |
| | | | | ● LINING KIT (BRAKE SHOE) |
| 73/76 | P350 -- 12 x 2 1/2 brake | D1TZ 2007-A | 1 | |
| 73/74 | E300 -- 12 x 2 1/2 brake | | 1 | |
| 73/75 | F250 -- 12 x 2 1/2 brake | | 1 | |
| 75 | E250 -- 12 x 2 1/2 brake | | 1 | |
| 76/77 | E-F250 -- 12 x 2 1/2 brake "Before Ser. 040,001" | D6TZ 2007-B | 1 | |
| 77/ | E-F250 -- 12 x 2 1/2 brake "From Ser. 040,001" | D7TZ 2007-D | 1 | |
| 79 | F350 -- 4/W/D - 12 x 2 1/2 brake | | 1 | |
| 73/76 | P350/400 -- 12 x 3 brake | D1TZ 2007-B | 1 | |
| 73/74 | E300, F350 -- 12 x 3 brake | | 1 | |
| 75 | E-F350 -- 12 x 3 brake | | 1 | |
| 76/77 | E-F350 -- 12 x 3 brake "Before Ser. 040,001" | D6TZ 2007-C | 1 | |
| 77/ | E-F350 -- 12 x 3 brake "From Ser. 040,001" | D7TZ 2007-C | 1 | |
| 73/76 | P350/400 | D3TZ 2027-A | 2 | BOLT (BRAKE SHOE ANCHOR) - 1/4"-28 x 1 3/4" |
| 73/75 | E-F250/350 | | 2 | |
| 76/ | E-F250/350 | D6TZ 2027-A | 2 | 1/4"-28 x 1 25/32" |
| 73/76 | P350/400 | C8TZ 2028-B | 2 | PLATE (BRAKE SHOE ANCHOR PIN) |
| 73/75 | E-F250/350 | | 2 | |
| 76/ | E-F250/350 | D6TZ 2028-A | 2 | |
| 2041 | | | | |
| | | | | SCREW (BRAKE ADJUSTING) |
| 73/ | | ★C6TZ 2041-B r/bC7TZ 2041-B | 1 | R.H.-9/16"-18 x 2 29/32" |
| | | ★C6TZ 2041-A r/bC7TZ 2041-C | 1 | L.H. |

**1973/79
TRUCK SERIES 100/500**

| YEAR | RESTRICTIONS | PART NUMBER | QTY. | PART NAME AND DESCRIPTION |
|---|------------------------------------|--|------|--|
| REAR BRAKE PARTS LIST NO. 4 — Cont'd | | | | |
| 12 x 2 1/2 and 12 x 3 — BENDIX HYDRAULIC BRAKE | | | | |
| Notes: ● Refer to basic group number for kit components | | | | |
| | | 2041 | | ●SCREW KIT (BRAKE ADJUSTING) |
| 73/ | | C7TZ 2041-B | 1 | R.H. |
| | | C7TZ 2041-C | 1 | L.H. |
| 73/76 | P350/400— "Before Ser. B50,001" | C6TZ 2042-A | 4 | LINK (BRAKE CYLINDER TO SHOE)—1 1/2" long |
| 73/75 | E300,E—F250/350 | | 4 | |
| 79 | E350 — — School bus | | 4 | |
| 76/ | E—F250/350 | ★ D6TZ 2042-A | 4 | |
| 76 | P350/400— "From Ser. B50,001" | r/bC6TZ 2042-A | | |
| | | 2047 | | NUT (BRAKE ADJUSTING SCREW) |
| 73/ | | ★ C6TZ 2047-B | 1 | R.H.—9/16"—18 x 2 63/64" |
| | | r/bC7TZ 2041-B | | |
| | | ★ C6TZ 2047-A | 1 | L.H. |
| | | r/bC7TZ 2041-C | | |
| 73/77 | "Before Ser. 040,001" | C6TZ 2049-A | 2 | SPRING (BRAKE ADJUSTING SCREW) |
| 77/ | "From Ser. 040,001" | | | see grp. 2296 in this Parts list |
| 73/ | | C6TZ 2068-A | 4 | SPRING (BRAKE SHOE HOLD DOWN)—R.H. and L.H. also serviced in kit—group 2A094 |
| 73/ | | C7TZ 2069-A | 4 | PIN (BRAKE SHOE HOLD DOWN SPRING) also serviced in kit—group 2A094 |
| 73/ | | 8A 2092 | 2 | COVER (BRAKE ADJUSTING HOLE) |
| 73/ | | D9TZ 2A094-A | 1 | SPRING KIT (BRAKE SHOE HOLD DOWN) incls. (4) C6TZ 2068-A, (2) C6TZ 2068-B, and (4) C7TZ 2069-A |
| | | 2106 | | RETAINER (PARKING BRAKE OPERATING LEVER PIN) |
| 73/ | | C8TZ 2106-A | 2 | |
| 73/ | | C6TZ 2108-A | 4 | PIN (BRAKE ADJUSTING LEVER) |
| | | 2128 | | ●CYLINDER REPAIR KIT (BRAKE) — refer to group 2221 in this Parts List |
| | | 2A142 | | CAM PLATE (PARKING BRAKE LEVER) |
| 73/76 | P350/400 | C6TZ 2A142-B | 1 | R.H. |
| 73/75 | E300,E—F250/350 | | | |
| | | C6TZ 2A142-A | 1 | L.H. |
| 76/ | E—F250/350 | D6TZ 2A142-A | 1 | R.H. |
| | | D6TZ 2A142-B | 1 | L.H. |
| | | 2A176-7 | | LEVER (BRAKE SHOE ADJUSTING) |
| 73/76 | P350/400— "Before Ser. B50,001" | D5TZ 2A176-A | 2 | |
| | E—F250/350 | | 2 | |
| 76 | P350/400— "From Ser. B50,001" | ★ D6TZ 2A176-A | 1 | R.H. |
| | | D6TZ 2A176-B | | |
| | | ★ D6TZ 2A177-A | 1 | L.H. |
| | | r/bD6TZ 2A177-B | | |
| 76/ | E—F250/350 | ★ D6TZ 2A176-A | 1 | R.H. |
| | | D6TZ 2A176-B | | |
| | | ★ D6TZ 2A177-A | 1 | L.H. |
| | | r/bD6TZ 2A177-B | | |
| | | 2A176-7 | | ●LEVER KIT (BRAKE SHOE ADJUSTING) |
| 73/76 | P350/400 — — "Before Ser. B50,001" | C6TZ 2A176-B | 1 | R.H. |
| 73/76 | E—F250/350 | C6TZ 2A177-A | 1 | L.H. |
| 73/76 | P350/400 — — "From Ser. B50,001" | D6TZ 2A176-B | 1 | R.H. |
| 76/ | E—F250/350 | D6TZ 2A177-B | 1 | L.H. |
| 73/76 | P350/400— "Before Ser. B50,001" | ★ C6TZ 2A178-A | 2 | CABLE ASSY. (BRAKE SHOE ADJUSTING LEVER) |
| 73/75 | E—F250/350 | | 2 | |
| | | r/bC6TZ 2A176-B or r/bC6TZ 2A177-A | | |
| 76 | P350/400— "From Ser. B50,001" | ★ D6TZ 2A178-A | 2 | |
| 76/ | E—F250/350 | r/bD6TZ 2A176-B | 2 | |
| | | or | | |
| | | r/bD6TZ 2A176-B | | |
| 73/76 | P350/400 | 74276-S2 | 2 | (R-4)—retainer—cable |

OCTOBER, 1979

COPYRIGHT © 1979—

FORD MOTOR

—DEARBORN, MICHIGAN

COMPANY

NEW ISSUE

1973/79
TRUCK SERIES 100/500

| YEAR | RESTRICTIONS | PART NUMBER | QTY. | PART NAME AND DESCRIPTION |
|--|--|--|------|--|
| REAR BRAKE PARTS LIST NO. 4 — Cont'd 12 x 2 1/2 and 12 x 3 — BENDIX HYDRAULIC BRAKE | | | | |
| Notes: ● Refer to basic group number for kit components | | | | |
| | | 2A176-7 | | ● LEVER KIT (BRAKE SHOE ADJUSTING) |
| 73/ | | ★ C7TZ 2A179-A r/bC6TZ 2A176-B or r/bC6TZ 2A177-A or r/bD6TZ 2A176-B or r/bD6TZ 2A177-B | 2 | GUIDE (BRAKE SHOE ADJUSTING LEVER CABLE)- R.H. and L.H. |
| | | 2A180 | | SPRING (BRAKE AUTOMATIC ADJUSTING LEVER RETURN) |
| 73/ | | ★ C9TZ 2A180-A r/bC6TZ 2A176-B or r/bD6TZ 2A176-B ★ C9TZ 2A180-B r/bC6TZ 2A177-A or r/bD6TZ 2A177-B | 1 | R.H. L.H. |
| | | 2196-7 | | PISTON (BRAKE CYLINDER) |
| 73/74 | E300 | 8A 2197-A | 4 | 7/8" dia. |
| 73/75 | F250 -- 2/W/D with 12 x 2 1/2 brake | C30Z 2196-B | 4 | 1 1/16" dia. |
| 75 | E250/350 | | 4 | |
| 73/76 | P350/400 -- 12 x 3 brake | | 4 | |
| 73/75 | F350 -- 12 x 3 brake | | 4 | |
| 73/75 | F250 -- 4/W/D with 12 x 2 1/2 brake | C30Z 2196-D | 4 | 15/16" dia. |
| 73/76 | P350 -- 12 x 2 1/2 brake | | | |
| 76/ | E-F250 -- 12 x 2 1/2 brake | ★ 96H 2197-A | 4 | 1" dia. - Serviced only in assy. group 2261-2 |
| 76/ | E-F350 | C30Z 2196-B | 4 | 1 1/16" dia. |
| | | 2200 | | SHOE AND LINING KIT (BRAKE) - refer to group 2001 |
| | | 2201 | | CUP (BRAKE CYLINDER) - Serviced only in kit-Refer to group 2128 and 2221 in this Parts List |
| | | 2204-5 | | EXPANDER and SPRING ASSY. (BRAKE CYLINDER PISTON RETURN) |
| 73/74 | E300 | ★ D3TZ 2204-A | 2 | Also serviced in kit - group 2128 |
| 73/75 | F250 -- 4/W/D | D3TZ 2204-C | 2 | Also serviced in kit - group 2128 |
| 73/ | E300,E-F350 | D3TZ 2204-B | 2 | Also serviced in kit - group 2221 |
| 73/75 | E-F250 -- 2/W/D | | 2 | |
| 73/76 | P350 -- 12 x 2 1/2 brake | A0A 2204-A | 2 | |
| 73/76 | P350/400 -- 12 x 3 brake | A0A 2205-A | 2 | |
| 73/ | | ★ 96H 2206 | 4 | BOOT (BRAKE CYLINDER) - Also serviced in kits- groups 2128 and 2221 (exc. P Series) |
| 73/ | | 8M 2208 | 2 | SCREW (BRAKE CYLINDER BLEEDER) - Also serviced in assy.-group 2261-2 |
| | | 2211-2 | | PLATE ASSY. (BRAKE CARRIER) |
| 73/75 | E300,E250/350, F250/350 | ★ C6TZ 2211-C r/bD7TZ 2211-B C6TZ 2212-C | 1 | R.H.-#317885-R |
| | | | 1 | L.H.-#317884-L |
| 76 | E-F250 | ★ C6TZ 2211-C r/bD7TZ 2211-B C6TZ 2212-C | 1 | R.H.-#317885-R |
| | "Before Ser. B50,001" | | 1 | L.H.-#317884-L |
| 76/77 | E-F250 | ★ D6TZ 2211-A r/bD7TZ 2211-B ★ D6TZ 2212-A r/bD7TZ 2212-B | 1 | R.H. |
| | "From Ser. B50,001 to Ser. Y60,001" | | 1 | L.H. |

**1973/79
TRUCK SERIES 100/500**

| YEAR | RESTRICTIONS | PART NUMBER | QTY. | PART NAME AND DESCRIPTION |
|---|--|-----------------|------|--|
| REAR BRAKE PARTS LIST NO. 4 — Cont'd | | | | |
| 12 x 2 1/2 and 12 x 3 — BENDIX HYDRAULIC BRAKE | | | | |
| Notes: ● Refer to basic group number for kit components | | | | |
| | | 2211-2 | | PLATE ASSY. (BRAKE CARRIER) |
| 77/ | E-F250 | D7TZ 2211-B | 1 | R.H. |
| | "From Ser. Y60,001" | D7TZ 2212-B | 1 | L.H. |
| 76/77 | E-F350 | ★ D6TZ 2211-A | 1 | R.H. |
| | "Before Ser. Y60,001" | r/b D7TZ 2211-B | | |
| | | ★ D6TZ 2212-A | 1 | L.H. |
| | | r/b D7TZ 2212-B | | |
| 77/ | E-F350 | D7TZ 2211-B | 1 | R.H. |
| | "From Ser. Y60,001" | D7TZ 2212-B | 1 | L.H. |
| 73/76 | P350/400 | C7TZ 2211-B | 2 | R.H. and L.H.—#318902-R |
| 76 | P350/400— "From Ser. B50,001" | D6TZ 2211-B | 2 | R.H. and L.H. |
| 73/74 | E300 | DOTZ 2248-A | 8 | BOLT (BRAKE CARRIER PLATE)—1/2"—13 x 1 1/4" |
| 73/ | F250 -- 2/W/D — over 6900 GVW | DOTZ 2248-A | 8 | BOLT (BRAKE CARRIER PLATE)—1/2 —13 x 1 1/4" |
| | F250 -- 4/W/D | | 8 | |
| | F350 | | 8 | |
| 73/76 | P350/400 | | 8 | |
| 75/ | E350 -- SRW | | 8 | |
| 73/ | F250 -- 2/W/D—over 6900 GVW | 382599-S100 | 8 | (MM-173-MZ)—locknut—1/2"—1 3 |
| 73/ | F250 -- 4/W/D | | | |
| 73/ | F350 | | | |
| 73/76 | P350/400 | | | |
| 75/ | E350 -- SRW | | 8 | |
| 75/ | E250 | 385553-S2 | 8 | BOLT (BRAKE CARRIER PLATE)—1/2 — 13 x 1 1/4" |
| 73/ | E350 -- DRW | | 8 | |
| 75/ | E250 | 382599-S100 | 8 | (MM-173-MZ)—locknut— 1/2—13 |
| | E250 -- DRW | | 8 | |
| 73/ | F350 -- Super cab | 384568-S100 | 2 | (GG-213-N)—clip |
| 75/ | E350 -- SRW | | 2 | |
| 73/ | F350 -- Super cab | 351453-S8 | 2 | (XX-86)—flat washer— 1/2 |
| 75/ | E350 -- SRW | | 2 | |
| | | 2221 | | ● CYLINDER REPAIR KIT (BRAKE) |
| 73/75 | F250 -- 4/W/D with 12 x 2 1/2 brake | ★ D3TZ 2128-B | 2 | 15/16" dia. |
| | | r/b D30Z 2128-A | | |
| 73/74 | E300 | D3TZ 2128-A | 2 | 7/8" dia. |
| 73/75 | F250 -- 2/W/D with 12 x 2 1/2 brake | D3TZ 2221-B | 2 | 1 1/16" dia. |
| 75 | E250/350 | | 2 | |
| 73/75 | F350 -- 12 x 3 brake | | 2 | |
| 76/ | E-F250 | D2SZ 2128-A | 2 | 1" dia. |
| 79 | F350 -- 4/W/D — 12 x 2 1/2 brake | | 2 | |
| 79 | E350 -- School bus | | 2 | |
| 76/ | E-F350 -- 12 x 3 brake | D3TZ 2221-B | 2 | |
| 76 | P350 -- 12 x 2 1/2 brake— "From Ser. B50,001" | D30Z 2128-A | 2 | 15/16" dia. |
| 76 | P350/400 -- 12 x 3 brake "From Ser. B50,001" | D3TZ 2221-B | 2 | 1 1/16" dia. |
| | | 2261-2 | | CYLINDER ASSY. (BRAKE) |
| 73/74 | E300 | ★ D3TZ 2261-A | 1 | R.H.—7/8" dia.—incl. (1) 8M 2208 screw |
| | | r/b D3ZZ 2261-A | | |
| | | ★ D3TZ 2262-A | 1 | L.H.—incl. (1) 8M 2208 screw |
| | | r/b D3ZZ 2262-A | | |
| 73/75 | F250 -- 4/W/D with 12 x 2 1/2 brake | D3TZ 2261-B | 1 | R.H.—15/16" dia.—incl. (1) 8M 2208 screw |
| | | D3TZ 2262-B | 1 | L.H.—incl. (1) 8M 2208 screw |

1973/79
TRUCK SERIES 100/500

| YEAR | RESTRICTIONS | PART NUMBER | QTY. | PART NAME AND DESCRIPTION |
|---|--|----------------|------|---|
| REAR BRAKE PARTS LIST NO. 4 — Cont'd | | | | |
| 12 x 2 1/2 and 12 x 3 — BENDIX HYDRAULIC BRAKE | | | | |
| Notes: ● Refer to basic group number for kit components | | | | |
| | | 2261-2 | | CYLINDER ASSY. (BRAKE) |
| 73/75 | F250 -- 2/W/D with 12 x 2 1/2 brake | D3TZ 2261-D | 1 | R.H.—1 1/16" dia. |
| 75 | E250 | | | |
| 73/ | E-F350 -- 12 x 3 brake | D3TZ 2262-D | 1 | L.H. |
| 76/ | E-F250 -- 12 x 2 1/2 brake | D6TZ 2261-A | 1 | R.H.—1" dia. |
| 79 | F350 -- 4/W/D - 12 x 2 1/2 brake | D6TZ 2262-A | 1 | L.H. |
| 79 | E350 -- School bus | | | |
| 73/76 | P350 -- 12 x 2 1/2 brake | C7AZ 2261-C | 1 | R.H.—15/16" dia.—incl. (1) 8M 2208 screw |
| | | C7AZ 2262-C | 1 | L.H.—incl. (1) 8M 2208 screw |
| 73/76 | P350/400 -- 12 x 3 brake | C6TZ 2061-A | 1 | R.H.—1 1/16" dia.—incl. (1) 8M 2208 screw |
| | "Before Ser. B50,001" | C6TZ 2062-A | 1 | L.H.—incl. (1) 8M 2208 screw |
| 76 | P350/400 -- 12 x 3 brake | C30Z 2061-C | 1 | R.H. - 1 1/16 dia. —incl. (1) 8M 2208 screw |
| | "From Ser. B50,001" | C30Z 2062-C | 1 | L.H. Incl. (1) 8M 2208 screw |
| 73/ | | 42718-S7-8 | 4 | (U-9)-bolt and lockwasher-5/16"-18 x 1/2" |
| 73/77 | "Before Ser. 040,001" | C6TZ 2296-A | 2 | SPRING (BRAKE SHOE RETRACTING) |
| 77/ | "From Ser. 040,001" | D7TZ 2296-A | 2 | SPRING (BRAKE ADJUSTING SCREW) |
| 73/ | E300,E250/350, F250/350 | C6TZ 2A601-A | 2 | SPRING (REAR BRAKE CAM and LEVER ANTI-RATTLE) |
| | | 2A637-8 | | LEVER (PARKING BRAKE OPERATING) |
| 73/74 | E300 -- 12 x 2 1/2 brake | C8TZ 2A637-A | 1 | R.H. |
| 75 | E250 -- 12 x 2 1/2 brake | | | |
| 75 | E350 -- SRW-12 x 3 brake | | | |
| 73/75 | F250 -- 12 x 2 1/2 brake | | | |
| 73/75 | F350 (super cab) -- 12 x 3 brake | C8TZ 2A638-A | 1 | L.H. |
| 73/74 | E300 -- 12 x 3 brake | C7TZ 2A637-A | 1 | R.H.—# 320330 |
| 75 | E350 -- DRW -- 12 x 3 brake | | | |
| 73/75 | F350 (Reg. Cab) -- 12 x 3 brake | C7TZ 2A638-A | 1 | L.H.—# 320329 |
| 76/ | E-F250/350 -- 12 x 2 1/2 and 12 x 3 brake | D6TZ 2A637-A | 1 | R.H. |
| | | D6TZ 2A638-A | 1 | L.H. |
| 73/ | E300,E250/350, F250/350 | 55690-S7 | 2 | (M-78-A)-nut-parking brake lever-1/4"-28 |
| REAR BRAKE PARTS LIST NO. 5 | | | | |
| 12 1/8 x 2 — BENDIX HYDRAULIC BRAKE | | | | |
| Notes: ● Refer to basic group number for kit components | | | | |
| 73/76 | | D2TZ 2001-B | 1 | ●SHOE and LINING KIT (BRAKE) |
| 73/76 | | D2TZ 2007-B | 1 | ●LINING KIT (BRAKE SHOE) |
| 73/76 | | ★ 2027 | | PIN (BRAKE SHOE ANCHOR) |
| 73/76 | | COMM 2028-A | 2 | PLATE (BRAKE SHOE ANCHOR PIN) |
| | | 2036 | | SPRING (BRAKE SHOE RETRACTING) |
| 73/75 | "Before Ser. X20,001" | 96H 2036 | 4 | |
| 75/76 | "From Ser. X20,001" | 96H 2036 | 2 | Secondary |
| | | D5TZ 2036-A | 2 | Primary |
| | | 2041 | | SCREW (BRAKE ADJUSTING) |
| 73/76 | | ★ CIVV 2041-A | 1 | R.H. |
| | | r/bCOAZ 2041-A | | |
| | | ★ CIAZ 2041-B | 1 | L.H. |
| | | r/bCOAZ 2041-B | | |
| | | 2041 | | ●SCREW KIT (BRAKE ADJUSTING) |
| 73/76 | | COAZ 2041-A | 1 | R.H. |
| | | COAZ 2041-B | 1 | L.H. |
| 73/76 | | B7A 2042-A | 4 | LINK (BRAKE CYLINDER TO SHOE) |

1973/79
TRUCK SERIES 100/500

| YEAR | RESTRICTIONS | PART NUMBER | QTY. | PART NAME AND DESCRIPTION |
|---|-----------------------|------------------------------------|------|--|
| REAR BRAKE PARTS LIST NO. 5 — Cont'd | | | | |
| 12 1/8 x 2 — BENDIX HYDRAULIC BRAKE | | | | |
| Notes: ● Refer to basic group number for kit components | | | | |
| | | 2047 | | NUT (BRAKE ADJUSTING SCREW) |
| 73/76 | | C2AZ 2047-A | 1 | R.H. |
| | | C1AZ 2047-A | 1 | L.H. |
| 73/76 | | C1AA 2048-A | 2 | SOCKET (BRAKE ADJUSTING SCREW) |
| 73/76 | | C7TZ 2049-B | 2 | SPRING (BRAKE ADJUSTING SCREW) |
| 73/76 | | B7A 2066-A | 8 | CUP or WASHER (BRAKE SHOE HOLD DOWN SPRING) |
| 73/76 | | TDA 2068-A | 4 | SPRING (BRAKE SHOE HOLD DOWN) |
| 73/76 | | 8L 2069 | 4 | PIN (BRAKE SHOE HOLD DOWN SPRING) |
| | | 2092 | | COVER (BRAKE ADJUSTING HOLE) |
| 73/75 | "Before Ser. X20,001" | H 2092 | 2 | |
| 75/76 | "From Ser. X20,001" | 8A 2092 | 2 | |
| 73/76 | | 91A 2106 | 2 | RETAINER (PARKING BRAKE OPERATING LEVER PIN) |
| 73/76 | | 351467-S | 2 | (XX-352)-washer-spring-anti-rattle-3/8" |
| 73/76 | | ★ D3TZ 2128-B r/b D30Z 2128-A | 2 | ●CYLINDER REPAIR KIT (BRAKE)-15/16" dia. |
| | | 2A176-7 | | LEVER (BRAKE SHOE ADJUSTING) |
| 73/76 | | C7TZ 2A176-A | 1 | R.H. |
| | | C7TZ 2A177-A | 1 | L.H. |
| | | 2A176 | | ●LEVER KIT (BRAKE SHOE ADJUSTING) |
| 73/76 | | C7TZ 2A176-C | 2 | R.H. & L.H. |
| 73/76 | | C8TZ 2A178-C | 2 | CABLE ASSY. (BRAKE SHOE ADJUSTING LEVER) |
| 73/76 | | ★ C1SS 2A179-A r/b C7TZ 2A176-C | 2 | CABLE GUIDE (AUTOMATIC ADJUSTER) |
| | | 2A180 | | SPRING (BRAKE AUTOMATIC ADJUSTMENT) — refer to group 2049 in this Parts List |
| 73/76 | | C30Z 2196-D | 2 | PISTON (BRAKE CYLINDER) — 15/16" dia. |
| 73/76 | | 2201 | | CUP (BRAKE CYLINDER) — Serviced only in kit—group 2128 |
| 73/76 | | 2204 | 4 | SPRING (BRAKE CYLINDER PISTON RETURN)—Serviced only in kit—group 2128 |
| | | 2206-7 | | BOOT (BRAKE CYLINDER)—Also refer to group 2128 in this Parts List |
| 73/76 | | ★ 96H 2206 | 4 | 15/16" dia.—Serviced only in kit — group 2128 |
| 73/76 | | 8M 2208 | 2 | SCREW (BRAKE CYLINDER BLEEDER) |
| | | 2211-2 | | PLATE ASSY. (BRAKE CARRIER) |
| 73/75 | "Before Ser. X20,001" | ★ B9T 2211-A | 1 | R.H. |
| 75/76 | "From Ser. X20,001" | ★ C7TZ 2212-J | 1 | L.H. |
| | | D5TZ 2211-C | 1 | R.H. |
| 73/76 | | D5TZ 2212-C | 1 | L.H. |
| 73/76 | | 382315-S | 8 | (BB-838-T)—bolt (plate to spindle)—7/16"—14 x 1 1/8" |
| | | 384353-S4 | 8 | (MM-173-X)—locknut—7/16"—14 |
| | | 2221 | | ●CYLINDER REPAIR KIT (BRAKE)—Refer to group 2128 in this Parts List |
| 73/76 | | 2261-2 | | CYLINDER ASSY. (BRAKE) |
| | | D3TZ 2261-B | 1 | R.H.—15/16" dia. |
| | | D3TZ 2262-B | 1 | L.H. |
| | | 2A601 | | SPRING (PARKING BRAKE LINK) |
| 73/75 | "Before Ser. X20,001" | C4UZ 2A601-A | 2 | |
| 75/76 | "From Ser. X20,001" | C8TZ 2A601-A | 2 | |
| | | 2A637-8 | | LEVER (PARKING BRAKE OPERATING) |
| 73/76 | | B7TZ 2A637-A | 1 | R.H. |
| | | B7TZ 2A638-A | 1 | L.H. |
| | | 2A642 | | LINK (PARKING BRAKE OPERATING LEVER TO BRAKE PRIMARY SHOE) |
| 73/76 | | C7TZ 2A642-A | 1 | R.H. |
| | | C7TZ 2A642-B | 1 | L.H. |

OCTOBER, 1979

COPYRIGHT © 1979—

FORD MOTOR
COMPANY

—DEARBORN, MICHIGAN

NEW ISSUE

1973/79
TRUCK SERIES 100/500

| YEAR | RESTRICTIONS | PART NUMBER | QTY. | PART NAME AND DESCRIPTION |
|--|--------------|---------------|------|--|
| REAR BRAKE PARTS LIST NO. 8 | | | | |
| 14 1/8 x 3 1/2 - BENDIX HYDRAULIC BRAKE | | | | |
| Notes: ● Refer to basic group numbers for kit components | | | | |
| 73/77 | | B3T 2007-D | 1 | ● LINING KIT (BRAKE SHOE) |
| | | 2041 | | SCREW (BRAKE ADJUSTING) |
| 73/77 | | B3T 2041-A | 2 | R.H. |
| | | B3T 2041-B | 2 | L.H. |
| 73/77 | | B5T 2042-A | 8 | LINK (BRAKE CYLINDER TO SHOE) |
| 73/77 | | B3T 2049-A | 4 | SPRING (BRAKE ADJUSTING SCREW) |
| 73/77 | | B3TZ 2055-A | 4 | COVER (BRAKE CYLINDER) |
| 73/77 | | TDAA 2066-A | 4 | CUP or WASHER (BRAKE SHOE HOLD DOWN SPRING) |
| 73/77 | | H 2092 | 4 | COVER (BRAKE ADJUSTING HOLE) |
| 73/77 | | C6TZ 2128-A | 1 | CYLINDER REPAIR KIT (BRAKE) - 1 1/2" dia. |
| 73/77 | | 91A 2149 | 2 | GASKET (BRAKE CYLINDER INNER) |
| 73/77 | | 7EQH 2152 | 2 | GASKET (BRAKE CYLINDER OUTER) |
| 73/77 | | C8TZ 2196-D | 8 | PISTON (BRAKE CYLINDER) - 1 1/2" dia. |
| | | 2201 | | CUP (BRAKE CYLINDER)-1 1/2" dia. |
| 73/77 | | ★ C6TZ 2201-A | 4 | Outer-serviced only in kit-refer to group 2128 in this Parts List |
| | | C6TZ 2201-C | 4 | Inner-also serviced in kit-group 2128 |
| 73/77 | | C8TZ 2204-B | 4 | SPRING (BRAKE CYLINDER PISTON RETURN) 2128-1 1/2" dia. |
| 73/77 | | 8T 2208 | 4 | SCREW (BRAKE CYLINDER BLEEDER)-Also serviced in assy.-group 2261-2 |
| | | 2211-2 | | PLATE ASSY. (BRAKE CARRIER) |
| 73/77 | | B7J 2211-B | 1 | R.H.-# 302830 |
| | | B7J 2212-A | 1 | L.H.-# 302829 |
| 73/77 | | 34395-S7-8 | 4 | (MM-99-A)-nut (hold down stud)-3/8"-24 |
| 73/77 | | 72016-S7-8 | 4 | (N-44)-cotter pin (hold down stud)-3/32" x 3/4" |
| 73/77 | | B3TZ 2216-A | 8 | BOLT (BRAKE CARRIER PLATE) - 1/2"-20 x 11/16" |
| 73/77 | | 55753-S2 | 8 | (M-84-A)-locknut-1/2"-20 |
| 73/77 | | C8TZ 2218-L | 4 | SHOE and LINING ASSY. (BRAKE) |
| 73/77 | | A8TZ 2248-A | 4 | BOLT (BRAKE CARRIER PLATE) - 1/2"-20 x 1 1/8" |
| 73/77 | | 55753-S2 | 4 | (M-84-A)-locknut-1/2"-20 |
| | | 2261-2 | | CYLINDER ASSY. (BRAKE) |
| 73/77 | | C8TZ 2262-F | 2 | Upper-incl. (1) 8T 2208 screw |
| | | C8TZ 2261-F | 2 | Lower-incl. (1) 8T 2208 screw |
| 73/77 | | 356696-S8 | 4 | (II-149)-bolt (cyl. connection to cyl.)-7/16"-20 x 1 5/32" |
| 73/77 | | ★ 356690-S | | Fitting-cyl. inlet |
| 73/77 | | 20326-S7-8 | 8 | (B-49)-bolt (cyl. to carrier plate)-5/16"-18 x 5/8" |
| 73/77 | | 34956-S7-8 | 8 | (X-82)-lockwasher-5/16" |
| 73/77 | | ★ TDAA 2286-B | 2 | TUBE (WHEEL CYL.) - Improve |
| 73/77 | | ★ 357851-S8 | 4 | Nut-wheel cyl. tube |
| 73/77 | | TDAA 2296-A | 8 | SPRING (BRAKE SHOE RETRACTING) |
| REAR BRAKE PARTS LIST NO. 9 | | | | |
| 15 x 4 - KELSEY HAYES HYDRAULIC BRAKE | | | | |
| NOTES: ● Refer to basic group number for kit components | | | | |
| 73/77 | B-F500 | C8TZ 2007-L | 1 | ● LINING KIT (BRAKE SHOE) |
| 73/76 | M450/500 | 2007 | | Serviced only in assy.-group 2218 |
| | | 2041 | | SCREW (BRAKE ADJUSTING) |
| 73/77 | | C8TZ 2041-E | 4 | R.H. |
| | | C8TZ 2041-F | 4 | L.H. |
| 73/77 | | C8TZ 2042-C | 8 | LINK (BRAKE CYLINDER TO SHOE) |
| | | 2047 | | NUT (BRAKE ADJUSTING SCREW) |
| 73/77 | | C8TZ 2047-A | 4 | R.H. |
| | | C8TZ 2047-B | 4 | L.H. |
| 73/77 | | DOTZ 2049-A | 4 | SPRING (BRAKE ADJUSTING SCREW) |

1973/79
TRUCK SERIES 100/500

SECTION 22.1 13

| YEAR | RESTRICTIONS | PART NUMBER | QTY. | PART NAME AND DESCRIPTION |
|---|-----------------------|----------------|------|--|
| REAR BRAKE PARTS LIST NO. 9 — Cont'd 15 x 4 — KELSEY HAYES HYDRAULIC BRAKE | | | | |
| NOTES: ● Refer to basic group number for kit components | | | | |
| | | 2047 | | NUT (BRAKE ADJUSTING SCREW) |
| 73/77 | | C8TZ 2055-D | 2 | COVER (BRAKE CYLINDER) |
| 73/77 | | 20326-S7-8 | 8 | (B-49)-bolt (cyl. heat shield)-5/16"-18 x 5/8" |
| | | 34956-S7-8 | 8 | (X-82)-lockwasher-5/16" |
| 73/77 | | 72016-S7-8 | 4 | (N-44)-pin (brake shoe hold down pin)-cotter |
| 73/77 | | C8TZ 2066-A | 8 | WASHER (BRAKE SHOE HOLD DOWNSPRING) |
| 73/77 | | C8TZ 2069-A | 2 | PIN (BRAKE SHOE HOLD DOWN SPRING) |
| 73/77 | | 384487-S2 | 4 | (MM-65-E)-nut (brake shoe hold down pin)-slotted |
| 73/77 | | H 2092 | 4 | COVER (BRAKE ADJUSTING HOLE) |
| 73/77 | | C8TZ 2128-A | 2 | 1 1/2" dia. |
| 73/77 | W/single H/V brakes | ★ D1TZ 2133-A | 2 | Nut (tube)-serviced only in assy.-group 2286 |
| 73/77 | W/single H/V brakes | D1TZ 2A133-A | 2 | SCREW (SELF TAPPING) — No. 10-24 x 1/2" |
| 73/77 | | C8TZ 2A175-A | 4 | LINK (ADJUSTING LEVER) |
| | | 2A176-7 | | LEVER (BRAKE SHOE ADJUSTING) |
| 73/77 | | D1TZ 2A176-A | 2 | R.H. |
| | | D1TZ 2A177-A | 2 | L.H. |
| | | 2A180 | | SPRING (ADJUSTING LEVER RETURN) |
| 73/77 | | C8TZ 2A180-C | 4 | R.H. |
| | | C8TZ 2A180-D | 4 | L.H. |
| 73/77 | | C8TZ 2A184-A | 4 | POST (BRAKE SHOE ADJUSTING LEVER) |
| 73/77 | | C8TZ 2A186-A | 4 | BLOCK (ANCHOR BRAKE SHOE ADJUSTING SPRING) |
| 73/77 | | D1TZ 2A190-A | 4 | SPRING (BRAKE CLAMP) |
| 73/77 | | C8TZ 2A191-A | 4 | COLLAR (BRAKE ADJUSTING LINK) |
| 73/77 | | 20385-S8 | 4 | (B-152)-bolt-1/4"-28 x 1" |
| 73/77 | | 34805-S8 | 4 | (X-62)-lockwasher-1/4" |
| 73/77 | | C8TZ 2196-B | 4 | PISTON (BRAKE CYLINDER) — 1 1/2" dia. |
| 73/77 | | C8TZ 2201-A | 8 | CUP (BRAKE CYLINDER) — #41956-1 1/2" dia. |
| 73/77 | | C8TZ 2204-A | 4 | SPRING (BRAKE CYLINDER PISTON RETURN) |
| 73/77 | | C8TZ 2206-A | 8 | BOOT (BRAKE CYLINDER) |
| | | 2208 | | SCREW (BRAKE CYLINDER BLEEDER) — Also serviced in assy.-group 2261 |
| 73/77 | W/single H/V brakes | B9TT 2208-A | 2 | |
| 73/77 | W/split H/V brakes | B9TT 2208-A | 4 | |
| | | 2211-2 | | PLATE ASSY. (BRAKE CARRIER) |
| 73/77 | | C8TZ 2211-K | 1 | R.H. |
| | | C8TZ 2212-N | 1 | L.H. |
| 73/77 | | 382229-S2 | 8 | (BB-804-C)-bolt (plate to axle)-1/2"-13 x 2 1/4" |
| 73/77 | | 382182-S | 4 | (BB-804-A)-bolt plate to axle)-1/2"-13 x 1/4" |
| 73/77 | | 55697-S8 | 12 | (M-89-F)-nut-1/2"-13 |
| 73/76 | M450/500 | 372407-S2 | 12 | (XX-186-A)-flat washer |
| 73/77 | B-F500 | C8TZ 2218-B | 4 | SHOE and LINING ASSY. (BRAKE) |
| 73/76 | M450/500 | D3TZ 2218-A | 4 | |
| | | 2221 | | ●CYLINDER REPAIR KIT (BRAKE) — refer to group 2128 |
| | | 2261 | | CYLINDER ASSY. (BRAKE) |
| 73/77 | W/single H/V brakes | C8TZ 2261-B | 2 | Upper-1 1/2" dia.-incl. (1) B9TT 2208-A screw |
| | | D1TZ 2261-A | 2 | Lower |
| 73/77 | W/split H/V brakes | C8TZ 2261-B | 4 | 1 1/2" dia. |
| | | 2286 | | TUBE ASSY. (BRAKE CYLINDER CONNECTION) |
| 73/77 | W/single H/V brakes | D1TZ 2286-A | 2 | |
| | | 2296 | | SPRING (BRAKE SHOE RETRACTING) |
| 73/74 | "Before Ser. T60,001" | ★ C8TZ 2296-B | 4 | Trailing-12 coils |
| | | r/bD4TZ 2296-C | | |
| | | ★ C8TZ 2296-C | 4 | Leading-9 coils |
| | | r/bD4TZ 2296-D | | |
| 74/77 | "From Ser. T60,001" | D4TZ 2296-C | 4 | Trailing-11 coils |
| | | D4TZ 2296-D | 4 | Leading-7 coils |

OCTOBER, 1979

COPYRIGHT © 1979—

FORD MOTOR

—DEARBORN, MICHIGAN

COMPANY

NEW ISSUE

1973/79
TRUCK SERIES 100/500

| YEAR | RESTRICTIONS | PART NUMBER | QTY. | PART NAME AND DESCRIPTION |
|---|---------------------|---------------|------|---|
| REAR BRAKE PARTS LIST NO. 9 — Cont'd | | | | |
| 15 x 4 — KELSEY HAYES HYDRAULIC BRAKE | | | | |
| NOTES: ● Refer to basic group number for kit components | | | | |
| | | 2296 | | SPRING (BRAKE SHOE RETRACTING) |
| 73/77 | | C8TZ 2333-B | 4 | PIN (BRAKE SHOE ANCHOR) |
| REAR BRAKE PARTS LIST NO. 15 | | | | |
| 15 x 5 — KELSEY HAYES HYDRAULIC BRAKE | | | | |
| 73/77 | | C8TZ 2007-M | 1 | LINING KIT (BRAKE SHOE) |
| | | 2041 | | SCREW (BRAKE ADJUSTING) |
| 73/77 | | C8TZ 2041-E | 4 | R.H. |
| | | C8TZ 2041-F | 4 | L.H. |
| 73/77 | | C8TZ 2042-C | 8 | LINK (BRAKE CYLINDER TO SHOE) |
| | | 2047 | | NUT (BRAKE ADJUSTING SCREW) |
| 73/77 | | C8TZ 2047-A | 4 | R.H. |
| | | C8TZ 2047-B | 4 | L.H. |
| 73/77 | | D0TZ 2049-A | 4 | SPRING (BRAKE ADJUSTING SCREW) |
| 73/77 | | C8TZ 2055-D | 4 | COVER (BRAKE CYLINDER) |
| 73/77 | | 20326-S7-8 | 8 | (B-49)-bolt (cyl. heat shield)-5/16"-18 x 5/8" |
| 73/77 | | 34956-S7-8 | 8 | (X-82)-lockwasher-5/16" |
| 73/77 | | C8TZ 2066-A | 8 | WASHER (BRAKE SHOE HOLD DOWN SPRING) |
| 73/77 | | C8TZ 2069-A | 4 | PIN (BRAKE SHOE HOLD DOWN SPRING) |
| 73/77 | | 384487-S2 | 4 | (MM-65-E)-nut (brake shoe hold down pin)-slotted |
| 73/77 | | 72016-S7-8 | 4 | (N-44)-pin (brake shoe hold down pin)-cotter |
| 73/77 | | H 2092 | 4 | COVER (BRAKE ADJUSTING HOLE) |
| 73/77 | | C8TZ 2128-A | 4 | CYLINDER REPAIR KIT (BRAKE) — 1 1/2" dia. |
| 73/77 | W/single H/V brakes | ★ D1TZ 2133-A | 2 | Nut (tube)-Serviced only in assy. — group 2286 |
| 73/77 | W/single H/V brakes | D1TZ 2A133-A | 2 | Screw (self tapping)-No. 10-24 x 1/2" |
| 73/77 | | C8TZ 2A175-A | 4 | LINK (ADJUSTING SCREW) |
| | | 2A176-7 | | LEVER (BRAKE SHOE ADJUSTING) |
| 73/77 | | D1TZ 2A176-A | 4 | R.H. |
| | | D1TZ 2A177-A | 4 | L.H. |
| | | 2A180 | | SPRING (ADJUSTING LEVER RETURN) |
| 73/77 | | C8TZ 2A180-C | 4 | R.H. |
| | | C8TZ 2A180-D | 4 | L.H. |
| 73/77 | | C8TZ 2A184-A | 4 | POST (BRAKE ADJUSTING LEVER) |
| 73/77 | | C8TZ 2A186-A | 4 | BLOCK (ANCHOR BRAKE SHOE ADJUSTING SPRING) |
| 73/77 | | D1TZ 2A190-A | 4 | SPRING (BRAKE CLAMP) |
| 73/77 | | C8TZ 2A191-A | 4 | COLLAR (BRAKE ADJUSTING LINK) |
| 73/77 | | 20385-S8 | 4 | (B-152)-bolt-1/4"-28 x 1" |
| | | 34805-S8 | 4 | (X-62)-lockwasher-1/4" |
| 73/77 | | C8TZ 2196-B | 8 | PISTON (BRAKE CYLINDER) — 1 1/2" dia. |
| 73/77 | | C8TZ 2201-A | 8 | CUP (BRAKE CYLINDER) — #41956-1 1/2" dia. |
| 73/77 | | C8TZ 2204-A | 4 | SPRING (BRAKE CYLINDER PISTON RETURN) |
| 73/77 | | C8TZ 2206-A | 8 | BOOT (BRAKE CYLINDER) |
| | | 2208 | | SCREW (BRAKE CYLINDER BLEEDER) |
| 73/77 | W/single H/V brakes | B9TT 2208-A | 2 | Also serviced in assy.—group 2261 |
| 73/77 | W/split H/V brakes | B9TT 2208-A | 4 | Also serviced in assy.—group 2261 |
| | | 2211 | | PLATE ASSY. (BRAKE BACKING) |
| 73/77 | | C8TZ 2211-M | 1 | R.H. |
| | | C8TZ 2212-S | 1 | L.H. |
| 73/77 | | 375121-S2 | 8 | (BB-200-A)-bolt (plate to axle)-9/16"-20 x 2 3/8" |
| 73/77 | | 371922-S | 4 | (BB-199-G)-bolt (plate to axle)-9/16"-12 x 1 5/8" |
| 73/77 | | 34490-S4 | 12 | (M-89-G)-Nut-9/16"-12 |
| 73/77 | | C8TZ 2218-C | 4 | SHOE and LINING ASSY. (BRAKE) |
| | | 2221 | | CYLINDER REPAIR KIT (BRAKE) — Refer to group 2128 |
| 73/77 | W/single H/V brakes | ★ 2B223 | 2 | CLIP (TUBE) — Improve |
| | | 2261 | | CYLINDER ASSY. (BRAKE) |
| 73/77 | W/single H/V brakes | C8TZ 2261-B | 2 | Upper-1 1/2" dia.—incl. B9TT 2208-A screw |
| | | D1TZ 2261-A | 2 | Lower |

1973/79
TRUCK SERIES 100/500

| YEAR | RESTRICTIONS | PART NUMBER | QTY. | PART NAME AND DESCRIPTION |
|--|-----------------------|---------------------------------|------|--|
| REAR BRAKE PARTS LIST NO. 15 — Cont'd 15 x 5 — KELSEY HAYES HYDRAULIC BRAKE | | | | |
| | | 2261 | | CYLINDER ASSY. (BRAKE) |
| 73/77 | W/split H/V brakes | C8TZ 2261-B | 4 | 1 1/2" dia.—incl. B9TT 2208-A screw |
| 73/77 | W/single H/V brakes | D1TZ 2286-A | 2 | TUBE ASSY. (BRAKE CYLINDER CONNECTION) |
| 73/77 | W/single H/V brakes | 372503-S8 | 4 | (MM-104)-fitting (tube)-13/16" long |
| | | 2296 | | SPRING (BRAKE SHOE RETRACTING) |
| 73/74 | "Before Ser. T60,001" | ★ C8TZ 2296-B r/bD4TZ 2296-C | 4 | Trailing-12 coils |
| | | ★ C8TZ 2296-C r/bD4TZ 2296-D | 4 | Leading-9 coils |
| 74/77 | "From Ser. T60,001" | D4TZ 2296-C | 4 | Trailing-11 coils |
| | | D4TZ 2296-D | 4 | Leading-7 coils |
| 73/77 | | C8TZ 2333-B | 4 | PIN (BRAKE SHOE ANCHOR) |

**1973/79
TRUCK SERIES 100/500**

| YEAR | MODEL/RESTRICTIONS | PART NUMBER | DESCRIPTION | QTY. | | |
|-------|---|----------------------------------|------------------------------------|-------------------|---------------|---------------|
| 2B301 | Refer to Front Brake Parts Lists Section 20.1 | | | | | |
| 2305 | Refer to Booster Parts Lists Section 23.1 | | | | | |
| 2B307 | LEVER ASSY. (BRAKE BOOSTER) | | | | | |
| 73/77 | B-F500 -- with H/V brakes and dash mounted booster | C8TZ 2B307-A | | 2 | | |
| 2308 | Refer to Booster Parts List Section 23.1 | | | | | |
| 2309 | BOOSTER REPAIR KIT (POWER BRAKE) Also refer to Booster Parts Lists Section 23.1 for Model Application | | | | | |
| | | B3T 2309-B | | | | |
| | Consists of | | | | | |
| | 1-TEAA 2368-A | Piston | 1-TEAA 2396-A | Piston | 1-B3T 2479-B | Gasket |
| | 1-B3T 2373-A | Gasket | 1-59T 2399-A | Seal | 1-351204-S | Washer |
| | 2-B3T 2373-B | Ring | 2-TEAA 2399-A | Seal | 3- | Seal |
| | 1-TEAA 2391-A | Diaphragm | 1-TEAA 2408-A | Cup | 2- | Snap rings |
| | 1-TEAA 2392-A | Spring | 1-TEAA 2438-A | Spring | 1- | Spring |
| | 1-B3T 2394-A | Diaphragm | | | | |
| | | | C8TZ 2309-B | | | |
| | Consists of | | | | | |
| | 1-C4DZ 2180-A | Valve body guard | 1-C5SZ 2365-A | Check valve assy. | 1-C4DZ 2384-A | Seal |
| | 1-C4DZ 2A346-B | Air cleaner filter | 1-C5DZ 2372-A | Seal | 1-C7TZ 2384-A | Disc reaction |
| | 1-C4DZ 2365-B | Grommet | 1-C8TZ 2377-F | Rod and plunger | | |
| | | | D3HZ 2309-C | | | 1 |
| | Consists of | | | | | |
| | 1-C3TA 2B017-A | Seal | 2-C3TZ 2399-A | Cup | 1-87055-S | "O" ring |
| | 1-C3TA 2B020-A | Seal | 1-TEAA 2408-A | Cup | 1- | Diaphragm |
| | 1-C3TZ 2381-B | Retainer | 1-C3TZ 2493-A | Seal | 1- | Tube |
| | 1-C3TZ 2384-B | Cup | 1-C3TA 2A581-A | Retainer and cup | | |
| | 1-C3TZ 2385-B | Bearing | 1-C3TA 2A583-A | Push rod seal | | |
| 2A309 | BUSHING (BRAKE MASTER CYLINDER PUSH ROD) - Also refer to group 2474 | | | | | |
| 73/76 | E100/300, F100/350 | C1TT 2A309-A | Brake | 1 | | |
| 73/76 | P350/400 | | Clutch | 1 | | |
| 73/74 | M450/500 | | | 1 | | |
| 75/76 | M450/500 | | | 2 | | |
| 78 | F100/350 | D8TZ 2A309-A | | 1 | | |
| 2B311 | BRACKET ASSY. (BRAKE BOOSTER LEVER PIVOT) | | | | | |
| 73/77 | B-F500 -- with H/V brakes and dash mounted booster | C8TZ 2B311-A | | 1 | | |
| 2312 | Refer to Booster Parts Lists Section 23.1 | | | | | |
| 2A312 | Refer to Rear Brake Parts Lists Section 22.1 | | | | | |
| 2B315 | TUBE ASSY. (BRAKE DIFFERENTIAL VALVE TO ENGINE) Replacement tube exc. as indicated by part number are to be made from bulk tubing stock listed by size and part number under group 2269 | | | | | |
| | | 372130-S36 | (MM-108-D)-nut-tube-1/2"-20 x 1/4" | AR | | |
| | | 87943-S36 | (I-21)-fitting-tube-7/16"-24 | AR | | |
| 2320 | BRACKET (BRAKE AIR RESERVOIR MOUNTING) | | | | | |
| 73/74 | B500 -- w/split H/V brakes and dash mtd. booster | ★ TUAF 2320-A r/b D8HZ 2320-B | | 4 | | |
| 73/77 | F500 -- w/split and single H/V brakes | | | 4 | | |
| 75/76 | B500 -- w/split H/V brakes and dash mtd. booster | D5TZ 2320-A | | 2 | | |

**1973/79
TRUCK SERIES 100/500**

| YEAR | MODEL/RESTRICTIONS | PART NUMBER | DESCRIPTION | QTY. |
|---|--|----------------|--|------|
| 2320 BRACKET (BRAKE AIR RESERVOIR MOUNTING) — Cont'd | | | | |
| 77 | B500 -- w/split H/V brakes and frame mtd. booster | D5TZ 2320-A | | 4 |
| 2B323 Refer to group 2269 | | | | |
| 2324-32 Refer to Booster Parts Lists Section 23.1 | | | | |
| 2B324 WIRE ASSY. (BRAKE WARNING LAMP EXTERIOR) | | | | |
| 75 | E100/350 | ★ D5UZ 2B324-A | # D5UB 2B324-AA | 1 |
| 74/ | F100/250 -- 4/W/D | D4TZ 2B324-A | # D4TB 3B324-AA | 1 |
| 77/ | F100/350 -- 2/W/D | D7TZ 2B324-A | # D7TB 2B324-AA | 1 |
| 2333 Refer to Rear Brake Parts Lists Section 22.1 | | | | |
| 2B333 Refer to Front Brake Parts List Section 20.1 | | | | |
| 2-2333 TUBE ASSY. (BRAKE VACUUM BOOSTER CONTROL VALVE TO CENTER CONTROL VALVE) Replacement tube exc. as indicated by part number are to be made from bulk tubing stock listed by size and part number under group 2269 | | | | |
| 2A335 TUBE ASSY. (FRONT BRAKE CYLINDER CONNECTION) Replacement tube exc. as indicated by part number are to be made from bulk tubing stock listed by size and part number under group 2269 | | | | |
| 2336 HOSE (BRAKE VACUUM) — For application not listed, cut from bulk hose (4090) | | | | |
| 74/ | F250/350 | D4TZ 2336-D | 2 1/4" I.D. x 2 3/8" O.D. x 80 1/4" long | 1 |
| 2337 Refer to Section 23.1 | | | | |
| 2-2337-8 TUBE ASSY. (BRAKE VACUUM BOOSTER CONTROL VALVE TO HYDRAULIC CYLINDER) Replacement tube exc. as indicated by part number are to be made from bulk tubing stock listed by size and part number under group 2269 | | | | |
| 2B338 Refer to Front Brake Parts List Section 20.1 | | | | |
| 2B340 Refer to Front Brake Parts List Section 20.1 | | | | |
| 2K340 BRACKET (BRAKE HOSE LOCATION) — Also refer to group 2082 | | | | |
| 73/74 | E100/300 | ★ D3UZ 2K340-A | | 2 |
| 75/ | E100/350 | D5UZ 2K340-A | | 2 |
| 73/ | F100/350 | D2TZ 2K340-A | | 2 |

1973/79
TRUCK SERIES 100/500

| YEAR | MODEL/RESTRICTIONS | PART NUMBER | DESCRIPTION | QTY. |
|---------|---|----------------|---|------|
| 2341 | Refer to Rear Brake Parts List Section 22.1 | | | |
| 2B344-5 | Refer to Front Brake Parts List Section 20.1 | | | |
| 2A346 | Refer to Booster Parts List Section 23.1 | | | |
| 2349 | PIPE ASSY. (CHECK VALVE TO BRAKE VACUUM BOOSTER) Upper replacement tube exc. as indicated by part number are to be made from bulk tubing stock listed by size and part number under group 2269 | | | |
| 73/77 | B-F500 | D3TZ 2349-A | | 1 |
| 2B349 | Refer to Booster Parts List Section 23.1 | | | |
| 2350 | Refer to Booster Parts List Section 23.1 | | | |
| 2B350 | Refer to Booster Parts List Section 23.1 | | | |
| 2351 | Refer to Booster Parts List Section 23.1 | | | |
| 2B351 | Refer to Booster Parts List Section 23.1 | | | |
| 2352 | Refer to Booster Parts List Section 23.1 | | | |
| 2352 | PIPE (BRAKE BOOSTER) Replacement tube exc. as indicated by part number are to be made from bulk tubing stock listed by size and part number under group 2269 | | | |
| 73/ | B500, F250/500 | 358360-S32 | (CG-143)-clip (inlet tube to frame) | AR |
| 73/77 | B-F500 | 372873-S | (II-171)-elbow (vacuum inlet tube to 2nd section) | 1 |
| 73/76 | P350/500 | 353280-S | (II-71)-connector (pipe to booster)-1/2"-20 and 7/16"-24 | 1 |
| 2352 | TUBE ASSY. - BRAKE BOOSTER INLET - Used for service fabrication of lengthy tube and hose assemblies | | | |
| 73/ | All | D3HZ 2352-A | 20 3/4" long x 7/16" dia. | AR |
| 73/ | All | D3HZ 2352-B | 14 1/2" long x 7/16" dia. | AR |
| 73/ | All | D3TZ 2352-A | 5" long x 7/16" dia. | AR |
| 75/ | All | D5HZ 2352-A | 10 5/8" long x 9/16" dia. x 1/2" - 20 thread | AR |
| 75/ | All | D5TZ 2352-A | 10 5/8" long x 1/2" dia. x 7/16" - 24 thread | AR |
| 2-2352 | HOSE (MANIFOLD TO BRAKE VACUUM BOOSTER CHECK VALVE) - Cut from bulk hose (4090) | | | |
| 73/ | B500, F250/500 -- 6 cyl. | 373003-S | (II-17)-elbow (hose to manifold)-hose-brass-1/4"-18 x 1/2" | 1 |
| 73/ | B-F350/500 -- 6 cyl. | 372941-S | (II-201)-tee (hose to booster check valve) | 1 |
| 73/76 | P350/500 -- 6 cyl. | 358236-S | (II-5)-nipple (hose to check valve)-brass-3/8"-18 x 1 3/32" | 1 |
| 73/76 | P350/400 | 371323-S | (II-21)-elbow (hose to booster)-3/8"-18 | 1 |
| 73/77 | P350/500-6 cyl. | | elbow (hose to manifold) | 1 |
| 2B356 | Refer to Booster Parts List Section 23.1 | | | |
| 2B357 | SUPPORT (BRAKE TUBE BRACKET) | | | |
| 73/ | F100/350 -- 2/W/D | C9TZ 2B357-A | Use w/SPA-L steering gear | 1 |
| 2L357 | PLATE (BRAKE HOSE CONNECTING) | | | |
| 75/77 | B500 | D5HZ 2L357-A | | 1 |
| 2B358 | BRACKET ASSY. (BRAKE TUBE SUPPORT) - Also refer to group 2A275 | | | |
| 73 | F100/250 -- 2/W/D and P/S | ★ C9TZ 2B358-B | | 1 |
| 73 | F350 -- P/S | | | 1 |
| 74/ | | 2B358 | Bracket (brake pressure differential valve mounting)-refer to group 2B526 | |

1973/79
TRUCK SERIES 100/500

| YEAR | MODEL/RESTRICTIONS | PART NUMBER | DESCRIPTION | QTY. |
|------------|---|---------------------------------|---|------|
| 2361 | Refer to Booster Parts List Section 23.1 | | | |
| 2362 | PIPE ASSY. (CHECK VALVE TO BRAKE VACUUM BOOSTER LOWER) Replacement tube exc. as indicated by part number are to be made from bulk tubing stock listed by size and part number under group 2269 | | | |
| 2363 | CLEANER ASSY. (BRAKE VACUUM BOOSTER AIR) | | | |
| 73/77 | F500(84) -- w/single H/V brakes | D3TZ 2363-B | | 1 |
| 73/77 | F500(81) -- w/single H/V brakes | D4TZ 2363-A | | 1 |
| 73/76 | M450/500 | D3TZ 2363-A | | 1 |
| 73/77 | P500 | C1TT 2363-E | | 1 |
| 2365 | VALVE (POWER BRAKE BOOSTER CHECK) -- Refer to Booster Parts List Section 23.1 | | | |
| 73/76 | M450/500 | ★ B9TT 2365-A r/bD5TZ 2365-A | | 1 |
| 73/ | B500, F350/500 | 353055-S7 | (PP-29)-plug (valve)-pipe-1/4" | 1 |
| 73/76 | P350/500 | ★ 373004-S | Tee (valve attach.)-3 way street | 1 |
| 73/76 | P350/500 | 353887-S | (II-147-B)-tee (valve to manifold)-pipe thread-3/8" | 1 |
| 2A365-2399 | Refer to Booster Parts Lists Section 23.1 | | | |
| 2405 | Refer to group 2A714 | | | |
| 2408 | Refer to Booster Parts Lists Section 23.1 | | | |
| 2409 | Serviced only in kit-group 2309 | | | |
| 2415 | Refer to Booster Parts Lists Section 23.1 | | | |
| 2A416 | PLATE (BRAKE PEDAL SUPPORT) | | | |
| 73/76 | P350/400 | C8TZ 2A416-A | | 1 |
| 2417-20 | Refer to Booster Parts Lists Section 23.1 | | | |
| 2A420 | Refer to group 2078 | | | |
| 2423-31 | Refer to Booster Parts Lists Section 23.1 | | | |
| 2433 | VALVE REPAIR KIT (BRAKE VACUUM BOOSTER POPPET) | | | |
| 73/ | F350, | 59T 2433 | Incl. (1) disc assy., (1) screw, (1) washer | 1 |
| 73/76 | P350/400 | | | 1 |
| 2437 | GASKET (BRAKE BOOSTER) -- Serviced only in kit - group 2309 | | | |
| 2438 | Refer to Booster Parts Lists Section 23.1 | | | |
| 2440 | Refer to Booster Parts Lists Section 23.1 | | | |
| 2-2443 | TUBE ASSY. (BRAKE CLUTCH MASTER CYLINDER TO SLAVE CYLINDER) Improvise from bulk tubing (2269) and improvise insulators from rubber hose, friction tape etc. | | | |
| | | 357949-S | (GG-141)-clip (tube to dash panel) | |
| | | 31478-S7 | (U-350)-screw (clip to dash panel)-No. 14 x 5/8" | |
| 2446 | Refer to Booster Parts Lists Section 23.1 | | | |
| 2448 | BRACKET (AIR BRAKE PEDAL ARM BUMPER) -- Improvise | | | |
| 2450 | PEDAL and BRACKET ASSY. (BRAKE) | | | |
| 73/75 | M450/500- "Before Ser. X40,001" | ★ D3HZ 2450-A r/bD5HZ 2450-A | # D3HS 2450-DA | 1 |
| 75/76 | M450/500- "From Ser. X40,001" | D5HZ 2450-A | # D5HS 2450-A | 1 |

**1973/79
TRUCK SERIES 100/500**

| YEAR | MODEL/RESTRICTIONS | PART NUMBER | DESCRIPTION | QTY. |
|--|---|----------------------------------|---|------|
| 2B452 COVERING (BRAKE TUBE) | | | | |
| 73/77 | F500(84) -- w/single H/V brakes | DOHZ 2B452-D | 31 1/2" long x 1" I.D. x 1 5/32" O.D. | 1 |
| 2454 PAD (BRAKE and CLUTCH PEDAL RUBBER) - Also refer to group 2457 | | | | |
| 73/ | F100/350 | C8SZ 2454-A | Parking brake | 1 |
| 75/ | E100/350 | | | 1 |
| 73/77 | P500 | B9TT 2454-A | Brake-3 1/8" dia. | 1 |
| 73/77 | P500 | | Clutch | 1 |
| 73/77 | P500 | 34810-S7 | (X-69)-lockwasher (brake pedal pad)-9/16" | 1 |
| 2455 PEDAL ASSY. (BRAKE) | | | | |
| 73/77 | B500 -- w/split H/V brakes and dash mounted booster "Before Ser. Q20,001" "From Ser. Q20,001" | D1TZ 2455-B D3TZ 2455-F | # Red paint | 1 |
| 73/74 | E100/300 -- w/o power brakes | C8UZ 2455-A | | 1 |
| 73/74 | E100/300 -- w/power brakes | ★ D2UZ 2455-A | | 1 |
| 76/ | E100 -- With M/T and w/o power brakes | D6UZ 2455-C | # Man. trans. | 1 |
| 76 | E100 -- with A/T and w/o power brakes | D6UZ 2455-D | # Auto. trans | 1 |
| 77/ | E100 -- with A/T and w/o power brakes | D7UZ 2455-A | # D7UA 2455-FA | 1 |
| 75/76 | E100/350 -- with M/T "Before Ser. C25,001" | ★ D5UZ 2455-A r/b D6UZ 2455-E | # Man. trans. | 1 |
| 76/ | E100/350 -- with M/T and power brakes "From Ser. C25,001" | D6UZ 2455-E | # Man. trans. | 1 |
| 75/76 | E100/350 -- with A/T "Before Ser. C25,001" | ★ D5UZ 2455-B r/b D6UZ 2455-F | # Auto. trans. | 1 |
| 76 | E100/350 -- with A/T and Power brakes "From Ser. C25,001" | D6UZ 2455-F | # Auto. trans. | 1 |
| 77/ | E100/350 -- with A/T and power brakes | D7UZ 2455-B | # D7UA 2455-EA | 1 |
| 73/74 | F100 -- 2/W/D-w/power brakes | D3TZ 2455-A | # D3TA 2455-AA | 1 |
| 75/76 | F100 -- 2/W/D-with P/B and w/o speed control | D3TZ 2455-A | # D3TA 2455-AA | 1 |
| 77 | F100 -- 2/W/D - with P/B and w/o speed control | D7TZ 2455-C | # D7TA 2455-NA | 1 |
| 75/76 | F100 -- 2/W/D-with P/B and w/speed control | D5TZ 2455-B | # D5TA 2455-JA | 1 |
| 77/79 | F100 -- 2/W/D-with P/B and w/speed control "Before Ser. DJ0,001" | D7TZ 2455-D | # D7TA 2455-MA | 1 |
| 79 | F100 -- w/power brakes and w/speed control "From Ser. DJ0,001" | D9TZ 2455-B | # D8TA 2455-SA | 1 |
| 73/77 | F100 -- 2/W/D-w/o power brakes F100/150 -- 4/W/D | D3TZ 2455-B | # D3TA 2455-CA | 1 |
| 78 | F100 -- w/o power brakes | D3TZ 2455-B | # D3TA 2455-CA | 1 |
| 77 | F100 -- A/T w/o power brakes | ★ D7TZ 2455-A | # D7TA 2455-BA -Repl. by (1) each D3TZ 2455-B, D8TZ 2471-A | 1 |
| 77 | F100 -- M/T w/power brakes | D7TZ 2455-B | # D7TA 2455-LA | 1 |
| 78/79 | F100 -- w/power brakes and w/o speed control "Before Ser. DJ0,001" | D7TZ 2455-B | # D7TA 2455-LA | 1 |
| 79 | F100 -- w/power brakes and w/o speed control "From Ser. DJ0,001" | D9TZ 2455-A | # D8TA 2455-TA | 1 |
| 75/76 | F150 -- w/o speed control | D3TZ 2455-A | # D3TA 2455-AA | 1 |
| 77 | F150 -- 2/W/D-A/T and w/o speed control | D7TZ 2455-C | # D7TA 2455-NA | 1 |
| 75/76 | F150 -- w/speed control | D5TZ 2455-B | # D5TA 2455-JA | |
| 77 | F150 -- A/T and w/speed control | D7TZ 2455-D | # D7TA 2455-MA | 1 |

1973/79
TRUCK SERIES 100/500

| YEAR | MODEL/RESTRICTIONS | PART NUMBER | DESCRIPTION | QTY. |
|-----------------------------------|--|-------------|----------------|------|
| 2455 PEDAL ASSY. (BRAKE) — Cont'd | | | | |
| 77 | F150 -- M/T -- w/power brakes | D7TZ 2455-B | # D7TA 2455-LA | 1 |
| 78/79 | F150 -- w/power brakes and w/o speed control "Before Ser. DJ0,001" | D7TZ 2455-B | # D7TA 2455-LA | 1 |
| 79 | F150 -- w/power brakes and w/o speed control "From Ser. DJ0,001" | D9TZ 2455-A | # D8TA 2455-TA | 1 |
| 78/79 | F150 -- w/power brakes and w/speed control "Before Ser. DJ0,001" | D7TZ 2455-D | # D7TA 2455-MA | 1 |
| 79 | F150 -- w/power brakes and w/speed control "From Ser. DJ0,001" | D9TZ 2455-B | # D8TA 2455-SA | 1 |
| 73/74 | F250 -- 6200 G.V.W.-std. brakes | D3TZ 2455-A | # D3TA 2455-AA | 1 |
| | -- 6200 G.V.W.-H/D brakes | D3TZ 2455-B | # D3TA 2455-CA | 1 |
| 75/76 | F250 -- 6200 G.V.W.-std. brakes-- w/o speed control | D3TZ 2455-A | # D3TA 2455-AA | 1 |
| | -- 6200 G.V.W.-H/D brakes-- w/o speed control | D3TZ 2455-B | # D3TA 2455-CA | 1 |
| 75/76 | F250 -- 6200 GVW-std. brakes-- w/speed control | D5TZ 2455-B | # D5TA 2455-JA | 1 |
| | -- 6200 GVW-H/D brakes-- w/speed control | D5TZ 2455-A | # D5TA 2455-HA | 1 |
| 73/76 | F250 -- 6900, 7500, 8100 GVW-- w/o speed control | D3TZ 2455-B | # D3TA 2455-CA | 1 |
| 73/76 | F250 -- 4W/D | | | 1 |
| 75/76 | F250 -- 6900, 7500, 8100 GVW-- w/speed control | D5TZ 2455-A | # D5TZ 2455-HA | 1 |
| 77 | F250 -- M/T--w/power brakes | D7TZ 2455-B | # D7TA 2455-LA | 1 |
| 77 | F250 -- A/T -- w/o speed control | D7TZ 2455-C | # D7TA 2455-NA | 1 |
| 77 | F250 -- A/T-- w/speed control | D7TZ 2455-D | # D7TA 2455-MA | 1 |
| 78/79 | F250 -- w/power brakes and w/o speed control "Before Ser. DJ0,001" | D7TZ 2455-B | # D7TA 2455-LA | 1 |
| 79 | F250 -- w/power brakes and w/o speed control "From Ser. DJ0,001" | D9TZ 2455-A | # D8TA 2455-TA | 1 |
| 78/79 | F250 -- w/power brakes and w/speed control "Before Ser. DJ0,001" | D7TZ 2455-D | # D7TA 2455-MA | 1 |
| 79 | F250 -- w/power brakes and w/speed control "From Ser. DJ0,001" | D9TZ 2455-B | # D8TA 2455-SA | 1 |
| 73/76 | F350 -- w/o speed control | D3TZ 2455-B | # D3TA 2455-CA | 1 |
| 75/76 | F350 -- w/speed control | D5TZ 2455-A | # D5TA 2455-HA | 1 |
| 77 | F350 -- M/T --w/power brakes | D7TZ 2455-B | # D7TA 2455-LA | 1 |
| 77 | F350 -- A/T --w/o speed control | D7TZ 2455-C | # D7TA 2455-NA | 1 |
| 77 | F350 -- A/T -- w/speed control | D7TZ 2455-D | # D7TA 2455-MA | 1 |
| 78/79 | F350 -- w/power brakes and w/o speed control "Before Ser. QJ0,001" | D7TZ 2455-B | # D7TA 2455-LA | 1 |
| 79 | F350 -- w/power brakes and w/o speed control "From Ser. DJ0,001" | D9TZ 2455-A | # D8TA 2455-TA | 1 |
| 78/79 | F350 -- w/power brakes and w/speed control "Before Ser. DJ0,001" | D7TZ 2455-D | # D7TA 2455-MA | 1 |
| 79 | F350 -- w/power brakes and w/speed control "From Ser. DJ0,001" | D9TZ 2455-B | # D8TA 2455-SA | 1 |
| 73/77 | F500(84) -- w/single H/V brakes and frame mtd. booster "Before Ser. Q20,001" | D0TZ 2455-A | | 1 |
| | "From Ser. Q20,001" | D3TZ 2455-D | # Green paint | 1 |
| 73/77 | F500(81) -- w/single H/V brakes and frame mtd. booster "Before Ser. Q20,001" | D0TZ 2455-B | | 1 |
| | "From Ser. Q20,001" | D3TZ 2455-C | # Orange paint | 1 |

**1973/79
TRUCK SERIES 100/500**

SECTION 23 7

| YEAR | MODEL/RESTRICTIONS | PART NUMBER | DESCRIPTION | QTY. |
|---|--|-------------------------------|--|------|
| 2455 PEDAL ASSY. (BRAKE) — Cont'd | | | | |
| 73/77 | F500(84) -- w/split H/V brakes and dash mtd. booster "Before Ser. Q20,001" | D1TZ 2455-B | | 1 |
| | "From Ser. Q20,001" | D3TZ 2455-F | # Red paint | 1 |
| 73/77 | F500(81) -- w/split H/V brakes and dash mtd. booster "Before Ser. Q20,001" | D1TZ 2455-A | | 1 |
| | "From Ser. Q20,001" | D3TZ 2455-E | # White paint | 1 |
| 73/75 | M450/500 -- split H/V brakes 75- "Before Ser. X40,001" | D3HZ 2455-B r/bD5HZ 2455-A | # D3HS 2455-DA | 1 |
| 75/76 | M450/500 -- split H/V brakes- "From Ser. X40,001" | D5HZ 2455-A | # D5HS 2455-AA | 1 |
| 73/76 | M450/500 | ★ 385600-S2 | Bolt-1/2"-13 x 7 3/8 hex head shoulder | 1 |
| 73/76 | P350/400 | C8TZ 2455-H | Suspended pedal | 1 |
| 73/77 | P500 | | | 1 |
| 73/77 | P350/500 | B7J 2455-A | Thru floor pedal | 1 |
| 2457 PAD (PEDAL PLATE) — Also refer to group 2454 | | | | |
| 73/77 | B-F500 | C7TZ 2457-A | Clutch | 2 |
| 73/77 | B-F500 | | Brake | 1 |
| 73/74 | E100/300 | B7A 2457-A | Brake-3 1/4" long | 1 |
| 73/74 | E100/300 | | Clutch | 1 |
| 75/ | E100/350 -- with M/T | D5UZ 2457-A | Brake | 1 |
| 75/ | E100/350 -- with M/T | | Clutch | 1 |
| 75/ | E100/350 -- with A/T | D3TZ 2457-A | Brake | 1 |
| 73/ | F100/350 | D3TZ 2457-A | Brake - w/o trim ring | 1 |
| 76/78 | F100/350 | D6TZ 2457-A | Brake - used with D6TZ 2A487-A trim ring | 1 |
| 73/ | F100/350 | B7A 2457-A | Clutch-3 1/4" long | 1 |
| 73/76 | P350/400 | B7C 2457-A | Brake-3 53/64" long | 1 |
| 73/76 | P350/400 | | Clutch | 1 |
| 73/77 | P500 | | Clutch and brake | |
| 73/76 | M450/500 | | Brake | 1 |
| 2459 Refer to Booster Parts Lists Section 23.1 | | | | |
| 2460 PLATE (PEDAL PAD) | | | | |
| 73/76 | M450/500 | D3HZ 2460-A | # D3HS 2460-BA | 1 |
| 2461 BUSHING (BRAKE and CLUTCH PEDAL) — Also refer to group 2471 | | | | |
| 73/77 | B-F500 | C5TZ 2461-A | Brake-5/8" I.D. x 15/16" O.D. x 7/8" long | 2 |
| 73/77 | B-F500 | | Clutch | 2 |
| 2462 ROD (BRAKE) | | | | |
| 73/77 | P500 -- 6 cyl. | TDAA 2462-B | Brake pedal to master cylinder-7/16"-20 x 2 61/64"-has 7/16" hole | 1 |
| | | 34690-S8 | (M-34)-nut-7/16"-20 | 1 |
| 2462 BOLT (BRAKE MASTER CYLINDER LINK ROD) | | | | |
| 73/77 | B-F500 | C7TZ 2462-C | Hydraulic or air hydraulic brakes-exc. dash mtd. booster-3/8"-24 x 1 5/8" | 1 |
| 73/77 | B-F500 | C7TZ 2462-A | hydraulic brakes-w/dash mtd. booster- 3/8"-24 x 1 5/8" | 1 |
| 73/76 | P350/400 | C6TZ 2462-B | clutch-3/8"-16 x 1 1/8" | 1 |
| 73/77 | P500 | | | 1 |
| 73/76 | P350/400 | C7TZ 2462-D | Brake-3/8"-16 x 1 1/2" | 1 |
| 75/76 | M450/500 | | | 1 |
| 2466 LEVER (BRAKE PEDAL INTERMEDIATE) | | | | |
| 73/77 | B-F500 -- with H/V brakes and dash mounted booster | C8TZ 2466-A | 4 1/8" long | 1 |
| 2467 BRACKET (BRAKE and CLUTCH PEDAL) | | | | |
| 73/77 | P500 | TRAE 2467-A | | 1 |
| | | 30429-S8 | (B-172)-bolt (bracket to frame)-3/8"-24 x 1 1/4" | 4 |
| | | 34370-S8 | (M-99)-locknut-3/8"-24 | |

1973/79
TRUCK SERIES 100/500

| YEAR | MODEL/RESTRICTIONS | PART NUMBER | DESCRIPTION | QTY. |
|--|--|--------------|---------------------------------------|------|
| 2470 BUSHING (BRAKE PEDAL BRACKET) | | | | |
| 73/77 | P500 | 48 2470-A | 1 1/16" O.D. x 3 13/16" long | 1 |
| | | 20426-S8 | (B-55)-bolt (clamp)-5/16"-18 x 1 1/4" | 1 |
| | | 34806-S7 | (X-64)-lockwasher-5/16" | |
| 2471 BUSHING (BRAKE and CLUTCH PEDAL) - Also refer to group 2461 | | | | |
| 73/77 | F100/350, P350/400 | B7AZ 2471-A | Brake | 4 |
| 73/77 | F100/350, P350/400 | | Clutch | 2 |
| 76/77 | E100/350 | | | 4 |
| 78/ | E100/350 -- Auto trans | B7AZ 2471-A | | 2 |
| | Man. trans. | | | 4 |
| 78/ | F100/350 -- Man. trans. | B7AZ 2471-A | | 4 |
| | Auto trans. w/speed control | | | 2 |
| 78/ | F100/350 -- A/T w/o speed control | D8TZ 2471-A | | 2 |
| 73/75 | M450/500- "Before Ser. X40,001" | D3HZ 2471-A | # D3HS 2461-A brake | 2 |
| 75/76 | M450/500- "From Ser. X40,001" | D5HZ 2471-A | # D5HS 2461-AA | 2 |
| 2472 SPRING (BRAKE PEDAL RETRACTING) | | | | |
| 73/77 | B-F500 -- with H/V | C8TZ 2472-B | | 1 |
| 73/77 | P500 | TAAA 2472-A | Brake-5 1/4" long | 1 |
| 73/77 | P500 | | Clutch | 1 |
| 73/76 | M450/500 | C1UU 2472-A | | 1 |
| 2474 BUSHING (BRAKE and CLUTCH MASTER CYLINDER) - Also refer to group 2A309 | | | | |
| 78/ | E100/350 | C9AZ 2474-A | | 1 |
| 73/77 | B-F500 -- w/o booster | C5DZ 2474-A | Brake master cylinder push rod | 1 |
| 73/76 | P350/400 | | Brake | 1 |
| 75/76 | M450/500 | | | 1 |
| 73/77 | B-F500 -- w/split H/V brakes and dash mtd. booster | C9AZ 2474-A | | 6 |
| 2A476 Refer to Booster Parts Lists Section 23.1 | | | | |
| 2478 SHAFT (BRAKE PEDAL) | | | | |
| 73/76 | P350/400 | C8TZ 2478-A | | 1 |
| 2B478 INSULATOR (BRAKE NYLON TUBE) | | | | |
| 73/77 | B-F500 | D0HZ 2B478-A | 3/8" O.D.-25 ft. roll | AR |
| 2479 Refer to Booster Parts Lists Section 23.1 | | | | |
| 2B486- Refer to Front Brake Parts List Section 20.1 | | | | |
| 2A487 COVER (BRAKE PEDAL PAD) | | | | |
| 76/ | F100/350 | D6TZ 2A487-A | Use with D6TZ 2457-A | 1 |
| 2B487 Refer to Front Brake Parts List Section 20.1 | | | | |
| 2489 PIN (BRAKE PEDAL CLEVIS) | | | | |
| 73/77 | P500 | 91T 2489 | Overall length 1 5/8" x 7/16" O.D. | 1 |
| | | 92Y 2489 | Overall length 1 5/8" x 1/2" O.D. | 1 |
| | | 72053-S | (N-52)-cotter pin-1/8" x 1 1/4" | 1 |
| 2493 Refer to Booster Parts Lists Section 23.1 | | | | |
| 2B503 BRACKET and TEE ASSY. (BRAKE BOOSTER TUBE) | | | | |
| 73/77 | F500 | D3TZ 2B503-A | # D3TA 2B503-AB | 1 |
| 2A505 RETAINER (BRAKE MASTER CYLINDER PRIMARY PISTON) | | | | |
| 73/77 | B-F-500 -- w/split H/V brakes | C8TZ 2A505-A | | 1 |
| 73/76 | M450/500 | | | 1 |
| 2A506 Refer to Booster Parts Lists Section 23.1 | | | | |
| 2A511 PIN (BRAKE MASTER CYLINDER SECONDARY PISTON STOP) | | | | |
| 73/77 | B-F500 -- w/split H/V brakes | C8TZ 2A511-A | | 1 |
| 2A517 PIN (BRAKE PEDAL PIVOT) | | | | |
| 73/ | E100/300 -- A/T | C8UZ 2A517-A | 9 5/32" long | 1 |
| 73/75 | F100/350 -- 2/W/D and A/T- "Before Ser. V60,001" | C7TZ 2A517-A | 5 3/32" long | 1 |
| 75/77 | F100/350 -- 2/W/D and A/T- "From Ser. V60,001" | D5TZ 2A517-A | 5 13/32" long | 1 |

1973/79
TRUCK SERIES 100/500

| YEAR | MODEL/RESTRICTIONS | PART NUMBER | DESCRIPTION | QTY. |
|---|---|-----------------|--|------|
| 2B517 | Refer to Front Brake Parts List Section 20.1 | | | |
| 2B526 BRACKET (BRAKE PRESSURE DIFFERENTIAL VALVE MOUNTING) | | | | |
| 73 | F100 | D3TZ 2B526-A | | 1 |
| 73 | F250 -- 6200 G.V.W. | | | 1 |
| 74 | F100/250 -- 2/W/D and P/S | ★ D4TZ 2B358-A | | 1 |
| 74 | F350 -- P/S | r/bD5TZ 2B526-A | | 1 |
| 74 | F100/250 -- 2/W/D and M/S | D4TZ 2B358-B | | 1 |
| 74 | F350 -- M/S | | | 1 |
| 75/76 | F100/250 -- 2/W/D and P/S | D5TZ 2B526-A | | 1 |
| 75/76 | F350 -- P/S | | | 1 |
| 75/76 | F100/250 -- 2/W/D and M/S | D5TZ 2B526-B | | 1 |
| 75/76 | F350 -- M/S | | | 1 |
| 77/ | F100/350 -- 2/W/D | D7TZ 2B526-A | | 1 |
| 76 | F100/150 -- 4/W/D | D6TZ 2B526-B | | 1 |
| 77/ | F150 -- 4/W/D | D7TZ 2B526-B | | 1 |
| 76 | F250 -- 4/W/D | D6TZ 2B526-A | | 1 |
| 77/ | F250 -- 4/W/D | D7TZ 2B526-B | | 1 |
| 2530 | Refer to Parking Brake Section 23.2 | | | |
| 2A531 | Refer to Front Brake Parts Lists Section 20.1 | | | |
| 2534 FITTING (BRAKE MANIFOLD) | | | | |
| 73/77 | B-F500 -- w/vac. reservoir tank | ★ TGAF 2534-A | Order from Bendix-Westinghouse No. 225372 | 1 |
| 2A542 | TUBE (BRAKE VACUUM STRAIGHT) - Improve from bulk tubing (8QH 2269-B) | | | |
| 2A547 | Refer to Rear Brake Parts Lists Section 22.1 | | | |
| 2569 TUBE (INTAKE MANIFOLD TO BRAKE CHECK VALVE) | | | | |
| 73/77 | B-F500 -- 6 cyl. gas | C5TZ 2569-A | Approx. developed length 29" | 1 |
| 73/ | B-F500, P350/500 | 359944-S | (II-165)-elbow (tube to manifold)-90° | 1 |
| 73/ | F250/350 | | | 1 |
| 73/76 | P350/400 | | Elbow (tube to valve) | 1 |
| 73/77 | P500 | | | 1 |
| 73/ | B500, F250/500 | 372941-S | (II-201)-tee (tube to check valve) | 1 |
| 73/ | B500, F350/500 | 87500-S | (I-31-B)-elbow (tube to manifold) -45°-1/2" tube | 1 |
| 2A587 | Refer to Booster Parts Lists Section 23.1 | | | |
| 2A588 | Refer to Booster Parts Lists Section 23.1 | | | |
| 2596 | CLAMP (PARKING BRAKE CABLE) - Improve | | | |
| 2A601 | Refer to Rear Brake Parts List Section 22.1 | | | |
| 2A602-36 | Refer to Parking Brake Section 23.2 | | | |
| 2A637-8 | Refer to Rear Brake Parts List Section 22.1 | | | |
| 2640-2A687 | Refer to Parking Brake Section 23.2 | | | |
| 2A692 | SPACER (PARKING BRAKE CABLE) - Improve-Also refer to Parking Brake Section 23.2 | | | |
| 2A701 | PIPE (PARKING BRAKE DRAIN) - Improve-Also refer to Parking Brake Section 23.2 | | | |
| 2A703-10 | Refer to Parking Brake Section 23.2 | | | |
| 2A711 | Refer to Parking Brake Section 23.2 | | | |

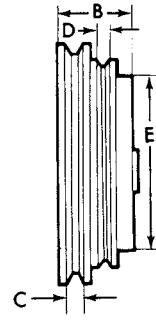
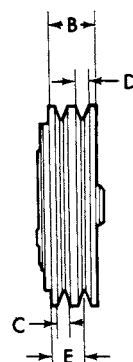
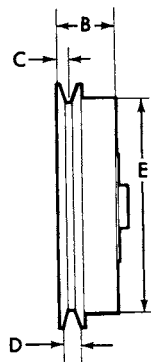
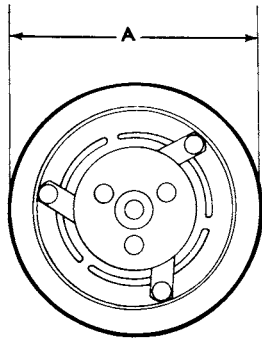
1973/79
TRUCK SERIES 100/500

| YEAR | MODEL/RESTRICTIONS | PART NUMBER | DESCRIPTION | QTY. |
|--|---|---------------|--|------|
| 2A713 BOOT (PARKING BRAKE LEVER) | | | | |
| 73 | F500(81) "Before Ser. S00,001" | C7TZ 2A713-C | 7 31/64" long x 3 13/32" wide-4 holes | 1 |
| 73/77 | F500(81) -- w/o floor mtd. Orscheln handle- | C7TZ 2A713-C | 7 31/64" long x 3 13/32" wide-4 holes | 1 |
| | "From Ser. S00,001" | | | |
| 73/77 | F500(81) -- w/floor mtd. Orscheln handle- | D4TZ 2A713-A | 7 7/8" long x 3 3/4" wide-4 holes | 1 |
| | "From Ser. S00,001" | | | |
| 73/77 | B500 | C7TZ 2A713-B | 7 7/8" long-3 3/4" wide | 1 |
| 73/77 | F500(84) | | | 1 |
| 2A714 RETAINER (PARKING BRAKE LEVER BOOT) | | | | |
| 73/77 | B500 | C7TZ 2A714-D | 7 43/64" long-3 21/64" wide | 1 |
| 73/77 | F500(84) | | | 1 |
| 73 | F500(81) "Before Ser. S00,001" | C7TZ 2A714-B | 7 5/64" I.D. x 8 37/64" O.D. x 5 11/32" wide | 1 |
| 73/77 | F500(81) -- w/o floor mtd. Orscheln handle- | C7TZ 2A714-B | 7 5/64" I.D. x 8 37/64" O.D. x 5 11/32" wide | 1 |
| | "From Ser. S00,001" | | | |
| 73/77 | F500(81) -- w/floor mtd. Orscheln handle- | C7TZ 2A714-D | 7 43/64" long x 3 21/64" wide | 1 |
| | "From Ser. S00,001" | | | |
| 2A725 TUBE (REAR WHEEL PARKING BRAKE CONTROL VALVE TO FOOT CONTROL VALVE SUPPLY) Improvise from bulk tubing (2269) and improvise insulators from rubber hose, friction tape etc. | | | | |
| 2A726 TUBE (REAR WHEEL PARKING BRAKE CONTROL VALVE TO FOOT CONTROL VALVE) Improvise from bulk tubing (2269) and improvise insulators from rubber hose, friction tape etc. | | | | |
| 2A727 TUBE (REAR WHEEL PARKING BRAKE CONTROL VALVE TO RELEASE VALVE) Improvise from bulk tubing (2269) and improvise insulators from rubber hose, friction tape etc. | | | | |
| 2A728 TUBE (PARKING BRAKE REAR WHEEL) - R.H. Improvise from bulk tubing (2269) and improvise insulators from rubber hose, friction tape etc. | | | | |
| 2A729 TUBE (PARKING BRAKE REAR WHEEL) - L.H. Improvise from bulk tubing (2269) and improvise insulators from rubber hose, friction tape etc. | | | | |
| 2749-97 Refer to Parking Brake Section 23.2 | | | | |
| 2814 CLIP (BRAKE CABLE) - Also refer to Parking Brake Section 23.2 for brake cable usage | | | | |
| 73/ | B500, F100/500, P350/500 | A7AZ 2814-A | Rear brake hose to bracket | 1 |
| 73/ | E100/300, F250 -- 4/W/D | | Front brake hose to bracket | 2 |
| 73/ | E100/300 | | Rear brake hose to underbody | 1 |
| 2819 PIN (PARKING BRAKE HANDLE LOCKING) | | | | |
| 73/ | E100/300, F100/250 | CODZ 2819-A | 3/16" O.D. x 7/16" long | 1 |
| 2837-57 Refer to Parking Brake Section 23.2 | | | | |
| 2859 PIN (PARKING BRAKE LEVER) | | | | |
| 73/ | F100/350 | OM 2859 | Knurled-5/32" x 15/16" | 1 |
| 2873 BEARING ASSY. (AIR COMPRESSOR BELT IDLER PULLEY) | | | | |
| 73/ | F100/350 -- 6 cyl. | C30Z 2873-A | 15/32" I.D. x 1 1/4" O.D. x 5/8" thick | 1 |
| 2876 SHAFT (AIR COMPRESSOR BELT IDLER PULLEY) | | | | |
| 73/ | E-F 100/350 -- 6 cyl. and A/C | B8QH 2876-A | 1 1/16" long | 1 |
| 2882 BRACKET (AIR COMPRESSOR TO CYLINDER BLOCK)-Also refer to group 10337, 3A732 & 2A452 | | | | |
| 73/74 | E100/300 -- 8 cyl. 302 and integral A/C | ★ DOUZ 2882-A | | 1 |
| 79 | E100/350 -- 8 cyl. 302 and integral A/C | D5DZ 2882-A | | 1 |
| 73/74 | E100/300 -- 6 cyl. 240, 300 and built-in A/C-dealer installed | D3TZ 2882-A | | 1 |

1973/79
TRUCK SERIES 100/500

| YEAR | MODEL/RESTRICTIONS | PART NUMBER | DESCRIPTION | QTY. |
|--|---|-------------|-------------|------|
| 2882 BRACKET (AIR COMPRESSOR TO CYLINDER BLOCK)—Also refer to group 10337, 3A732 & 2A452 — Cont'd | | | | |
| 73/74 | E100/300 -- 8 cyl. 302 and built-in A/C-dealer installed | D3UZ 2882-A | | 1 |
| 77/ | E100/350 -- 6 cyl. 300 and integral A/C | D7TZ 2882-A | | 1 |
| 75/77 | E100/350 -- 8 cyl. 351 and integral A/C | D1AZ 2882-B | | 1 |
| 78/ | E100/350 -- 8 cyl. 351 and integral A/C | D80Z 2882-A | | 1 |
| 76/79 | E150/250 -- 6 cyl. 300 and built-in A/C-dealer installed "Before Ser. EE0,001" | D4TZ 2882-B | | 1 |
| 79 | E100/350 -- 6 cyl. 300 and built-in A/C-dealer installed "From Ser. EE0,001" | D9TZ 2882-A | | 1 |
| 75/ | E100/350 -- 8 cyl. 351 and built-in A/C-dealer installed | D5UZ 2882-B | | 1 |
| 75/ | E250/350 -- 8 cyl. 460 and integral A/C | D5UZ 2882-A | | 1 |
| 75/78 | E100/350 -- 8 cyl. 460 and built-in A/C-dealer installed | D5UZ 2882-C | | 1 |
| 79 | E250/350 -- 8 cyl. 460 and built-in A/C-dealer installed | D9UZ 2882-A | | 1 |
| 73/75 | F100 -- 8 cyl. 302 and integral A/C | D00Z 2882-A | | 1 |
| 76/ | F100 -- 8 cyl. 302 and integral A/C | D5DZ 2882-A | | 1 |
| 73/74 | F100/350 -- 8 cyl. 360, 390 and integral A/C "Before Ser. T80,001" | C6SZ 2882-A | | 1 |
| 74/75 | F100/350 -- 8 cyl. 360, 390 and integral A/C "From Ser. T80,001" | D4TZ 2882-A | | 1 |
| 76 | F100/350 -- 8 cyl. 360, 390 and integral A/C | D6TZ 2882-A | | 1 |
| 77/ | F100/350 -- 6 cyl. 300 and integral A/C | D7TZ 2882-A | | 1 |
| 77/ | F100/350 -- 8 cyl. 351,400 and integral A/C | D1AZ 2882-A | | 1 |
| 77/ | F100/350 -- 8 cyl. 351, 400 and built-in A/C-dealer installed w/Saginaw P/S or without P/S | D6AZ 2882-C | | 1 |
| 77/ | F100/350 -- 8 cyl. 351,400 and built-in A/C-dealer installed w/Ford-Thompson P/S | D6AZ 2882-B | | 1 |
| 73/ | F100/350 -- 8 cyl. 460 and integral A/C | D0AZ 2882-A | | 1 |
| 76/ | F150/250 -- 8 cyl. 460 and built-in A/C-dealer installed | D4AZ 2882-C | | 1 |
| 73/79 | F100/250 -- 6 cyl 240, 300 and built-in A/C-dealer installed - exc. Calif. "Before Ser. EE0,001" | D3TZ 2882-A | | 1 |
| 79 | F100/250 -- 6 cyl. 300 and built-in A/C-dealer installed-exc. Calif. "From Ser. EE0,001" | D9TZ 2882-A | | 1 |
| 74/ | F100/350 -- 6 cyl. 300 w/ therm. and built-in A/C-dealer installed-Calif. only | D4TZ 2882-B | | 1 |
| 73/ | F100/250 -- 8 cyl. 302 and built-in A/C-dealer installed | D2AZ 2882-A | | 1 |
| 73/ | F100/250 -- 8 cyl. 360, 390 and built-in A/C-dealer installed | D2TZ 2882-A | | 1 |

2884 PULLEY (AIR COMPRESSOR)—Also refer to groups 8509 and 8678



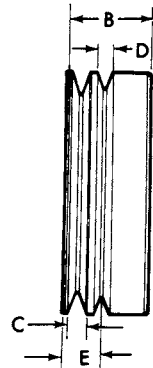
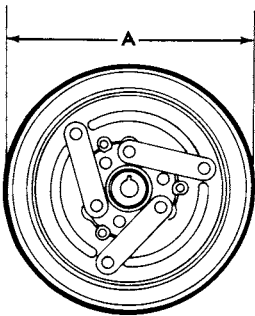
TYPES 2A, 2B, 2C AND 2D

2A

2B

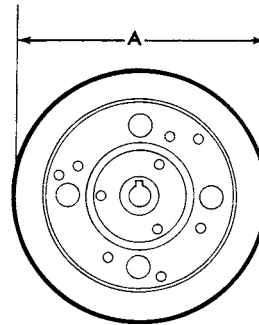
2C

2D



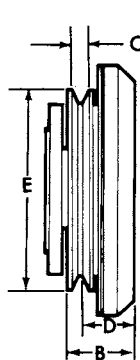
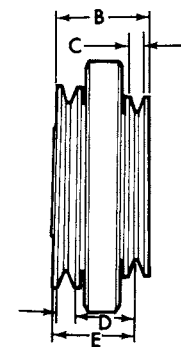
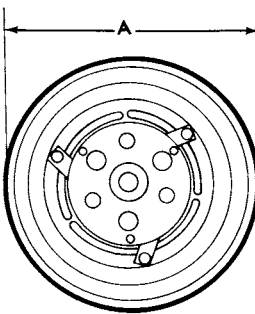
TYPE 3A

3A



TYPE 4A

4A



TYPE 5A

5A

5B

5C

P-11753

AIR CONDITIONING CLUTCH PULLEYS

1973/79
TRUCK SERIES 100/500

SIZE CHART

Model Application Chart follows this listing.

| TYPE | DIMENSION (INCHES) | | | | | S | V | IDENTIFICATION | REMARKS | PART NUMBER |
|--|--------------------|---------|-------|-----|---------|-------------|---|----------------|--------------------------------------|---------------------------------|
| | A | B | C | D | E | | | | | |
| 2884 PULLEY (AIR COMPRESSOR) – Also refer to groups 8509 and 8678 Notes: † For illustration see Page 10 P-Pitts, G-GPD, W-Warner, ★ S-No. of sheaves, V-Vendor | | | | | | | | | | |
| 2A | 6 | 1 3/8 | 3/8 | 1/2 | | 1 | P | C9AA 2981-E | Less field-use w/C9AZ 2987-A | C9AZ 2884-E |
| 2A | 5 5/16 | 1 3/8 | 3/8 | 1/2 | | 1 | G | C9AA 2981-E1 | | |
| 2A | 5 5/16 | 1 3/8 | 3/8 | 1/2 | | 1 | P | C9AA 2981-E2 | | |
| 2A | 5 5/16 | 1 3/8 | 3/8 | 1/2 | | 1 | P | D20A 2981-CA | | |
| 2B | 6 19/64 | 2 7/32 | 23/64 | 1/2 | 5 11/64 | 1 | P | C9TA 2981-B | | ★ C9TZ 2884-B r/bC9TZ 2884-C |
| 2B | 6 5/16 | 1 11/16 | 3/8 | 1/2 | 5 1/8 | 1 | P | D10A 2981-AA | *YB -19-less field-use w/D4AZ 2987-A | D10Z 2884-A |
| | | | | | | | G | D10A 2981-A1A | | |
| | | | | | | | G | D10A 2981-A1B | | |
| | | | | | | | P | D10A 2981-A2A | | |
| | | | | | | | P | D10A 2981-A2B | | |
| | | | | | | | G | D2ZA 2981-A1A | | |
| | | | | | | | P | D2ZA 2981-A1B | | |
| | | | | | | | P | D2ZA 2981-A2A | | |
| | | | | | | | P | D2ZA 2981-A2B | | |
| 2B | 6 5/16" | 1 11/16 | 3/8 | 1/2 | 5 1/8 | 1 | P | D20A 2981-AC | Less field-use w/D4AZ 2987-A | D20Z 2884-A |
| 2B | 6 19/64 | 1 29/32 | 23/64 | 1/2 | 7 59/64 | 1 | P | D4UA 2981-AA | Less field-use w/C8AZ 2987-D | D4UZ 2884-A |
| YEAR | MODEL/RESTRICTIONS | | | | | PART NUMBER | | DESCRIPTION | | QTY. |

MODEL APPLICATION

For illustration of A/C Clutches see above

| | | | | | | | | | | |
|--|--|--|--|--|--|---------------------------------|--|--|--|---|
| 2884 PULLEY (AIR COMPRESSOR) – Also refer to groups 8509 and 8678 Notes: † For illustration see above | | | | | | | | | | |
| 73/74 | E100/300 -- 8 cyl. 302 and integral A/C | | | | | † C9TZ 2884-C | | # C9TA 2981-B-incl. C9TZ 2884-B clutch and C8AZ 2987-D field assy. | | 1 |
| 74 | E100/300 -- 8 cyl. 302 and integral A/C | | | | | † D4UZ 2884-A | | # D4UA 2981-AA-use with C8AZ 2987-D field assy.-Calif. only | | 1 |
| 75/ | E100/350 -- 6 & 8 cyl. 300,351,460 and integral A/C | | | | | ★ D10Z 2884-A r/bD20Z 2884-A | | *YB-19 # D2ZA 2981-AB | | 1 |
| 73/75 | F100/350 -- 8 cyl. 360, 390 and integral A/C | | | | | † C9TZ 2884-C | | # C9TA 2981-B-incl. C9TZ 2884-B clutch and C8AZ 2987-D field assy. | | 1 |
| 76 | F100/350 -- 6 & 8 cyl. 300,351,360, 390,400 and integral A/C | | | | | D20Z 2884-A | | # YB-38-use with D4AZ 2987-A field assy. | | 1 |
| 77/ | F100/350 -- 6 & 8 cyl. 300,302, 351,400 and integral A/C | | | | | ★ D10Z 2884-A r/bD20Z 2884-A | | *YB-19 # D2ZA 2981-AB | | 1 |
| 73/76 | F100 -- 8 cyl. 302 and integral A/C | | | | | † D20Z 2884-A | | *YB-38 - use with D4AZ 2987-A field assy. | | 1 |
| 73/ | F100/350 -- 8 cyl. 460 and integral A/C | | | | | C9AZ 2884-K | | *YB-24 | | 1 |
| Consists of 1-C9AZ 2884-E Clutch 1-358605-S8 Washer 3-478859-S8 Screw 1-C9AZ 2987-A Coil 1-378741-S2 Bolt | | | | | | | | | | |
| 73/ | E100/300, F100/250 -- built-in A/C-dealer installed | | | | | C9AZ 2884-L | | *YB-82 | | 1 |
| Consists of 1-D1AZ 2884-B Clutch 1-378605-S8 Washer 1-378859-S8 Washer 1-C6TZ 2987-A Coil 1-378740-S2 Bolt | | | | | | | | | | |
| 2887 SPACER (AIR COMPRESSOR MOUNTING BRACKET) | | | | | | | | | | |
| 73/75 | F100/350 -- 8 cyl. 360, 390 and integral A/C | | | | | ★ C4AZ 2887-B | | | | 1 |

1973/79
TRUCK SERIES 100/500

| YEAR | MODEL/RESTRICTIONS | PART NUMBER | DESCRIPTION | QTY. |
|------------------------------------|---|----------------------------------|-----------------------------------|------|
| 2888 BRACE (AIR COMPRESSOR) | | | | |
| 76/79 | E150/250 -- 6 cyl. 300 and built-in A/C-dealer installed "Before Ser. EE0,001" | D4TZ 2888-A | | 1 |
| 79 | E100/350 -- 6 cyl. 300 and built-in A/C-dealer installed "From Ser. EE0,001" | D9TZ 2888-A | | 1 |
| 79 | E100/350 -- 6 cyl. 300 and built-in A/C-dealer installed "From Ser. EE0,001" | D9TZ 2888-B | | 1 |
| 77 | E100/350 -- 6 cyl. 300 and integral A/C -- "Before Ser. Y40,001" | D7TZ 2888-A | | 1 |
| 77/ | E100/350 -- 6 cyl. 300 and integral A/C -- "From Ser. Y40,001" | D7TZ 2888-C | | 1 |
| 73/74 | E100/300 -- 8 cyl. 302 and integral A/C -- "Before Ser. T00,001" | ★ C9UZ 2888-A r/b D4UZ 2888-A | | 1 |
| 74/ | E100/350 -- 8 cyl. 302 and integral A/C -- "From Ser. T00,001" | D4UZ 2888-A | | 1 |
| 79 | E100/250 -- 8 cyl. 302 and built-in A/C-dealer installed | D9UZ 2888-A | | 1 |
| 75/77 | E100/350 -- 8 cyl. 351 and integral A/C | ★ D5UZ 2888-A r/b D8UZ 2888-B | Large bracket | 1 |
| 77/ | E100/350 -- 8 cyl. 351W and integral A/C | D70Z 2888-B | small bracket | 1 |
| 78 | E100/350 -- 8 cyl. 351W and integral A/C -- "Before Ser. CC0,001" | ★ D8UZ 2888-B r/b D8UZ 2888-D | | 1 |
| 78/ | E100/350 -- 8 cyl. 351W and integral A/C -- "From Ser. CC0,001" | D8UZ 2888-D | | 1 |
| 75/ | E100/350 -- 8 cyl. 351W and built-in A/C-dealer installed | D50Z 2888-A | | 1 |
| 75/77 | E250/350 -- 8 cyl. 460 and integral A/C | ★ D5UZ 2888-B r/b D8UZ 2888-A | | 1 |
| 78 | E250/350 -- 8 cyl. 460 and integral A/C -- "Before Ser. CC0,001" | D8UZ 2888-A | | 1 |
| 78/ | E250/350 -- 8 cyl. 460 and integral A/C -- "From Ser. CC0,001" | D8UZ 2888-C | | 1 |
| 75/76 | E100/350 -- 8 cyl. 460 and built-in A/C-dealer installed | D5UZ 2888-C | | 1 |
| 77/ | E100/350 -- 8 cyl. 460 and built-in A/C -- dealer installed | D7UZ 2888-A | | 1 |
| 73/ | F100 -- 8 cyl. 302 and integral A/C | D1AZ 2888-A | Lateral | 1 |
| 74/ | F100/350 -- 6 cyl. 300 w/ therm. and built in A/C-dealer installed -- Calif. only | D4TZ 2888-A | | 1 |
| 76 | F150/250 -- 6 cyl. 300 | D4TZ 2888-A | | 1 |
| 79 | F100/250 -- 6 cyl. 300 and built-in A/C-dealer installed | D9TZ 2888-A | | 1 |
| 79 | F100/250 -- 6 cyl. 300 and built-in A/C-dealer installed | D9TZ 2888-B | | 1 |
| 77 | F100/350 -- 6 cyl. 300 and integral A/C -- "Before Ser. Y40,001" | D7TZ 2888-A | | 1 |
| 77/ | F100/350 -- 6 cyl. 300 and integral A/C -- "From Ser. Y40,001" | D7TZ 2888-C | | 1 |
| 73/75 | F100/350 -- 8 cyl. 360, 390 and integral A/C | D3TZ 2888-A | 2 or 3 hole brace interchangeable | 1 |
| 76 | F100/350 -- 8 cyl. 360, 390 and integral A/C | D6TZ 2888-A | | 1 |
| 77/ | F100/350 -- 8 cyl. 302, 351, 400 and integral A/C | D70Z 2888-A | | 1 |
| 73/ | F100/350 -- 8 cyl. 460 and integral A/C | D0AZ 2888-A | | 1 |
| 73/ | F100 -- 2/W/D with 8 cyl. 302 and built-in A/C-dealer installed | D2AZ 2888-A | Lateral | 1 |

OCTOBER, 1979

COPYRIGHT © 1979-

FORD MOTOR
COMPANY

—DEARBORN, MICHIGAN

NEW ISSUE

**1973/79
TRUCK SERIES 100/500**

| YEAR | MODEL/RESTRICTIONS | PART NUMBER | DESCRIPTION | QTY. |
|--|---|----------------------------------|--|------|
| 2888 BRACE (AIR COMPRESSOR) — Cont'd | | | | |
| 73/ | F100/250 -- 2/W/D with 8 cyl. 302 and built-in A/C-dealer installed | D2AZ 2888-B | Vertical | 1 |
| 73/ | F100/250 -- 8 cyl. 360, 390 and built-in A/C-dealer installed | D2TZ 2888-A | | 1 |
| 76/ | F150/250 -- 8 cyl. 460 and built-in A/C-dealer installed | D4AZ 2888-C | | 1 |
| 77/ | F100/350 -- 8 cyl. 351,400 and built-in A/C dealer installed w/Saginaw P/S or without P/S | D5AZ 2888-A | | 1 |
| 77/ | F100/350 -- 8 cyl. 351,400 and built-in A/C dealer installed w/Ford-Thompson P/S | D2AZ 2888-D | | 1 |
| 2889 BRACE (AIR COMPRESSOR REAR) | | | | |
| 73/74 | E100/300 -- 8 cyl. 302 and integral A/C | ★ C9UZ 2889-A | | 1 |
| 73/74 | E100/300 -- 8 cyl. 302 and built-in A/C-dealer installed | ★ D3UZ 2889-A | | 1 |
| 75/ | E100/350 -- 8 cyl. 351 and built-in A/C-dealer installed | D5UZ 2889-A | | 1 |
| 73/75 | E100/300, F100/250 -- 6 cyl. 240, 300 and built-in A/C-dealer installed | D2AZ 2889-E | | 1 |
| 76/ | E-F150/250 -- 6 cyl. 300 and built-in A/C-dealer installed | D4TZ 2889-A | | 1 |
| 77 | E-F100/350 -- 6 cyl. 300 and integral A/C | ★ D7UZ 2889-A r/b D8TZ 2889-A | | 1 |
| 78/ | E-F100/350 -- 6 cyl. 300 and integral A/C | D8TZ 2889-A | | 1 |
| 74/ | F100/350 -- 6 cyl. 300 w/ therm. and built-in A/C dealer installed - Calif. only | D4TZ 2889-A | | 1 |
| 73/75 | F100/350 -- 8 cyl. 360, 390 and integral A/C | D1TZ 2889-A | | 1 |
| 73/ | F100/250 -- 2/W/D with 8 cyl. 302 built-in A/C-dealer installed | D2TZ 2889-A | | 1 |
| 73/ | F100/250 -- 8 cyl. 360, 390 built-in A/C-dealer installed | D2TZ 2889-B | | 1 |
| 77/ | F100/350 -- 8 cyl. 351,400 and built-in A/C dealer installed w/Saginaw P/S or without P/S | D5AZ 2889-B | | 1 |
| 77/ | F100/350 -- 8 cyl. 351, and built-in A/C dealer installed w/Ford-Thompson P/S | D2AZ 2889-C | | 1 |
| 77/ | F100/350 -- 8 cyl. 400 and built-in A/C dealer installed w/Ford-Thompson P/S | D2AZ 2889-D | | 1 |
| 2894 CAP (AIR COMPRESSOR PULLEY) | | | | |
| 73/ | E-F100/300 (81) -- 6 cyl. | B8QH 2894-A | *YS-26 | 1 |
| 2A934 BOLT (IDLER PULLEY) | | | | |
| 73/ | E100/350, F100/250 -- built-in A/C-dealer installed | D1FZ 2A934-A | *YS-28 | 1 |
| 2979 BRUSH and HOLDER ASSY. (AIR CONDITIONING COMPRESSOR) | | | | |
| 73/ | E-F100/350 -- 8 cyl. and built-in A/C-dealer installed | C8SZ 2979-A | # C3SA 2979-A, C7AA 2979-A or C7ZA 2987-A | 1 |
| | | 20308-S7-8 | (B-40)-bolt (to compressor)-1/4"-20 x 1/2" | 2 |

1973/79
TRUCK SERIES 100/500

| YEAR | MODEL/RESTRICTIONS | PART NUMBER | DESCRIPTION | QTY. |
|---|---|-----------------|---|------|
| 2987 FIELD (AIR CONDITIONER COMPRESSOR - WITH PILOT BUSHING) | | | | |
| 73/74 | E100/300 -- 8 cyl. 302 and integral A/C | C8AZ 2987-D | *YB-43 | 1 |
| 73/75 | F100/350 -- 8 cyl. 360, 390 | | | 1 |
| 76/ | E100/350 -- 6 & 8 cyl. 300,351,460 and integral A/C | D4AZ 2987-A | *YB-162 | 1 |
| 73/75 | F100 -- 8 cyl. 302 and integral A/C | ★ C9AZ 2987-A | *YB-20 | 1 |
| 73/75 | F100/350 -- 8 cyl. 460 | m/w D4AZ 2987-A | | 1 |
| 76/ | F100/350 -- 8 cyl. 302, 351,360, 390,460 and integral A/C | D4AZ 2987-A | *YB-162 | 1 |
| 73/ | F100/350 -- 8 cyl. and built-in A/C-dealer installed | C3SZ 2987-A | *YB-40 | 1 |
| 73/ | F100/350 -- 8 cyl. and built-in A/C-dealer installed | C6AZ 2987-A | *YB-41 | 1 |
| 2990 BEARING (AIR CONDITIONER COMPRESSOR PULLEY) | | | | |
| 73/74 | E100/300 -- 8 cyl. 302 and integral A/C | C9AZ 2990-A | *YP-20 | 1 |
| 73/ | F100/350 -- 8 cyl. | C4AZ 2990-A | *YP-21 Idler pulley-5/8" & 1 3/16" I.D.-2 13/16" long | 1 |
| 73/ | F100/350 -- 8 cyl. | C5AZ 2990-B | *YP-19 Idler pulley-5/8" & 1 3/16" I.D.-2 7/16" long | 1 |
| 2995 HEAD (AIR CONDITIONER COMPRESSOR CYL.) | | | | |
| 73/ | All | D0AZ 2995-A | Use w/Tecumseh compressor and integral A/C | 1 |
| 73/ | All | D0AZ 2995-B | Use w/York compressor and integral A/C | 1 |
| 73/ | F100/250 -- built-in A/C - dealer installed | D1FZ 2995-A | | 1 |
| 2997 MUFFLER and TUBE ASSY. (AIR CONDITIONER COMPRESSOR) | | | | |
| 73/ | E100 -- A/C | C5TZ 2997-A | | 1 |

BRAKE BOOSTER and RELATED PARTS

This section incl. the following.

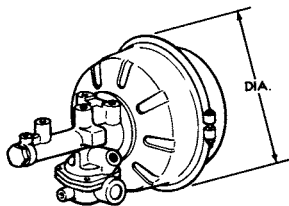
| | Page | | Page |
|---|------|--|------|
| A. Brake Booster Identification Cross-Reference Chart | 2 | D. Model Application Chart | 3 |
| B. Illustration to identify booster types | 1 | E. Brake Booster Components Parts List | 5 |
| C. Bendix brake vacuum booster identification tag | 1 | | |

HOW TO LOCATE BRAKE BOOSTERS and THEIR COMPONENTS

1. Use the Identification Tag
 - a. Ford trucks use Bendix or Midland-Ross boosters and both types have an identification tag carrying the Ford Production number and Manufacturer number. The illustration below shows how booster diameter is measured and shows the location of the identification tag on a Bendix booster.
 - b. Locate the tag or stamped number on the booster and find the Ford number and Manufacturer number. Some Bendix boosters on units below the 500 series do not have a tag, but do have the last 5 digits of the Manufacturer number stamped on the booster. For example, Bendix number 2510466 would have 10466 stamped on booster.
 - c. Use the Identification Cross-Reference Chart on page 2 to translate the Ford number or the Manufacturer number into a Service Part number for the booster or booster repair kit.
 - d. For component parts other than the booster (2005), or major repair kit (2309), refer to the Parts List shown on the chart. These Parts Lists start on page 4.

2. Use the Model Application
 - a. Determine the year and model of the truck by de-coding the truck warranty plate from the General Information Section of this Catalog.
 - b. Determine whether the unit has single brake system (single fluid reservoir in brake master cylinder) or split brake system (two fluid reservoirs in brake master cylinder).
 - c. Use the Model Application Chart, starting on page 3 to determine the service part number of the booster needed.
 - d. For the repair kit (2309) and other component parts, it is necessary to know the Ford Production number or Manufacturer number from the tag on the booster.
 - e. For the major repair kit (2309), obtain the Ford Production number or Manufacturer number from the booster tag, and then determine the service part number of the (2309) kit in the Identification Cross-Reference chart below.
 - f. For the booster components other than the repair kit (2309), obtain the Ford Production number or Manufacturer number from the booster tag, and then determine the parts list for these parts from the Identification Cross-Reference Chart below. Turn to the Parts Lists starting on page 4 and select the part needed.

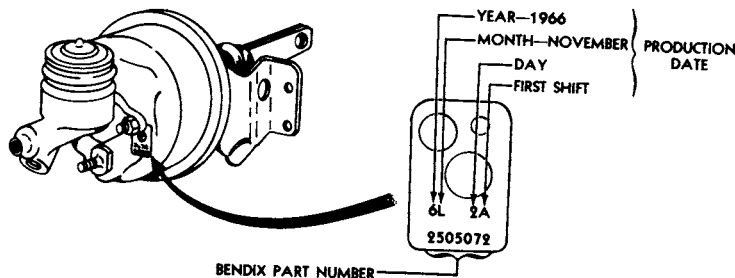
BRAKE BOOSTER IDENTIFICATION



DIAPHRAGM-TYPE VACUUM BOOSTER

P-5492

BENDIX BRAKE VACUUM BOOSTER IDENTIFICATION TAGS



P-5820

1973/79 TRUCK SERIES 100/500

HOW TO LOCATE BRAKE MASTER CYLINDER and REPAIR KIT

1. Use the Model Application
 - a. Determine the year and model of the truck by de-coding the Truck Warranty Plate from the General Information Section of this Catalog.
 - b. Determine whether the unit has a single brake system (single fluid reservoir in brake master cylinder) or split brake system (two fluid reservoirs in brake master cylinder).
 - c. Use the Model Application Chart, starting on page 3 to determine the service part number of the brake master cylinder needed.
 - d. The repair kit (2004) is listed in the Model Application Chart directly below the service master cylinder.
 - e. Component parts of the brake master cylinder such as cover (2162), gasket (2167), etc. will be found under their respective groups in this Catalog.

| IDENTIFICATION CROSS-REFERENCE CHART | | | | | | | |
|--|------------------|-----------------|------|----------------------------------|---------------|------------------------|--|
| IDENTIFICATION NUMBER | SIZE (INCHES) | BRAKE SYSTEM | MFR. | SERVICE PART NUMBER | | PARTS LIST NO. ♦ | |
| | | | | BOOSTER | REPAIR KIT | | |
| Notes: ♦ Brake booster parts list start in this section, \$ Booster details not serviced | | | | | | | |
| Manufacturer - B - Bendix, M - Midland-Ross | | | | | | | |
| ED-D1TA 2005-BA | 12.75 | Split | B | D1TZ 2005-D | D1TZ 2309-A | 17 | |
| D1TZ 2005-BB | 12.75 | Split | B | D1TZ 2005-D | D1TZ 2309-A | 17 | |
| D2TA 2005-EA | 12.75 | Single | B | ★ D2TZ 2005-A r/b D5HZ 2005-C | D3HZ 2309-C | 22 | |
| D2TA 2005-EB | 12.75 | Single | B | ★ D2TZ 2005-A r/b D5HZ 2005-C | D3HZ 2309-C | 22 | |
| D2TA 2005-EC | 12.75 | Single | B | ★ D2TZ 2005-A r/b D5HZ 2005-C | D3HZ 2309-C | 22 | |
| ED-D2TA 2005-EC | 12.75 | Single | B | ★ D2TZ 2005-A r/b D5HZ 2005-C | D3HZ 2309-C | 22 | |
| D2TA 2005-KA | 12.75 | Split | B | D1TZ 2005-D | D1TZ 2309-A | 17 | |
| ED-D2TA 2005-KA | 12.75 | Split | B | D1TZ 2005-D | D3HZ 2309-A | 17 | |
| D4HA 2005-DA | 12.75 | Split | B | D1TZ 2005-D | D3HZ 2309-A | 17 | |
| D5HA 2005-DA | 12.75 | Split | B | D5HZ 2005-D | D5HZ 2309-B | 23 | |
| D5TA 2005-DA | 11.18 | | B | D5TZ 2005-A | Not available | \$ | |
| D5UA 2005-AA | 11.46 | | B | D5UZ 2005-A | Not available | \$ | |
| D5UA 2005-AB | 11.46 | | B | D5UZ 2005-A | Not available | \$ | |
| D5UA 2005-BA | 8.80 | | B | D5UZ 2005-B | Not available | \$ | |
| D5UA 2005-BB | 8.80 | | B | D5UZ 2005-B | Not available | \$ | |
| D6TA 2005-AEA | 8.80 | | B | D6TZ 2005-H | Not available | \$ | |
| D6TA 2005-AFA | 8.80 | | B | D6TZ 2005-J | Not available | \$ | |
| D7HT 2005-CA | 12.75 | Split | B | D7HZ 2005-A | D7TZ 2309-A | 27 | |
| D7HT 2005-DA | 12.75 | Split | B | D7HZ 2005-B | D7TZ 2309-A | 27 | |
| D7TA 2005-AB | 12.75 | Split | B | ★ D7TZ 2005-F r/b D7HZ 2005-B | D7TZ 2309-A | 27 | |
| D7TA 2005-BB | 12.75 | Split | B | ★ D7TZ 2005-G r/b D7HZ 2005-A | D7TZ 2309-A | 27 | |

1973/79
TRUCK SERIES 100/500

| IDENTIFICATION CROSS-REFERENCE CHART | | | | | | | |
|--|---------------|--------------|------|----------------------------------|---------------|------------------|--|
| IDENTIFICATION NUMBER | SIZE (INCHES) | BRAKE SYSTEM | MFR. | SERVICE PART NUMBER | | PARTS LIST NO. † | |
| | | | | BOOSTER | REPAIR KIT | | |
| Notes: † Brake booster parts list start in this section, \$ Booster details not serviced — Cont'd Manufacturer — B — Bendix, M — Midland-Ross | | | | | | | |
| D7TA 2005-UA | 11.00 | | B | D7TZ 2005-C | Not available | \$ | |
| D7TA 2005-VA | 9.38 | | B | D7TZ 2005-E | Not available | \$ | |
| D7TA 2005-ZA | 9.38 | | B | D7TZ 2005-D | Not available | \$ | |
| D7TA 2005-ABA | 11.00 | | B | D7TZ 2005-A | Not available | \$ | |
| D7TA 2005-ADA | 11.46 | | B | D7TZ 2005-B | Not available | \$ | |
| D7UA 2005-YA | 11.46 | | B | D7UZ 2005-B | Not available | \$ | |
| D7UA 2005-AAA | 9.38 | | B | D7UZ 2005-C | Not available | \$ | |
| D7UA 2005-ACA | 11.00 | | B | D7UZ 2005-A | Not available | \$ | |
| D8TA 2005-EA | 11.00 | | B | D7UZ 2005-A | Not available | \$ | |
| D8TA 2005-FA | 11.46 | | B | D7UZ 2005-B | Not available | \$ | |
| D8TA 2005-GA | 9.38 | | B | D7UZ 2005-C | Not available | \$ | |
| D8TA 2005-HA | 11.00 | | B | D7TZ 2005-A | Not available | \$ | |
| D8TA 2005-JA | 11.46 | | B | D7TZ 2005-B | Not available | \$ | |
| D8TA 2005-KA | 11.00 | | B | D7TZ 2005-C | Not available | \$ | |
| D8TA 2005-LA | 9.38 | | B | D7TZ 2005-D | Not available | \$ | |
| D8TA 2005-MA | 9.38 | | B | D7TZ 2005-E | Not available | \$ | |
| D9TA 2005-AA | 9.38 | | B | D9TZ 2005-A | Not available | \$ | |
| D9TA 2005-BA | 11.46 | | B | D9TZ 2005-B | Not available | \$ | |
| D9TA 2005-CA | 10.96 | | B | D9TZ 2005-C | Not available | \$ | |
| D9TA 2005-DA | 11.00 | | B | D7UZ 2005-A | Not available | \$ | |
| D9TA 2005-EA | 11.46 | | B | D7UZ 2005-B | Not available | \$ | |
| D9TA 2005-FA | 9.38 | | B | D7UZ 2005-C | Not available | \$ | |
| D9TA 2005-GA | 11.00 | | B | D9TZ 2005-D | Not available | \$ | |
| D9TA 2005-HA | 9.38 | | B | D9TZ 2005-E | Not available | \$ | |
| ED-D0TA 2B195-B | 13 | Split | M | C9TZ 2005-E & C9TZ 2140-J | Not available | 2 | |
| D2TA 2B195-AA | 13 | Split | M | C9TZ 2005-E & C9TZ 2140-J | Not available | 2 | |
| C-462-C | 10 | | M | TEAA 2005-B | B3T 2309-B | 13 | |
| C-4085-N | 13 | Split | M | C9TZ 2005-E & C9TZ 2140-J | Not available | 2 | |
| 10466 | 11.46 | | B | D3TZ 2005-A | Not available | \$ | |
| 10468 | 11.46 | | B | D5TZ 2005-B | Not available | \$ | |
| 10786 | 8.94 | | B | C9TZ 2005-C | Not available | \$ | |
| 10798 | 7.60 | | B | D3UZ 2005-A | Not available | \$ | |
| 11081 | 8.94 | | B | C9TZ 2005-C | Not available | \$ | |
| 11081- Green paint spot | 11.18 | | B | D4TZ 2005-A | Not available | \$ | |
| 11559 | 11.18 | | B | D5TZ 2005-A | Not available | \$ | |
| 11597 | 8.80 | | B | D5UZ 2005-B | Not available | \$ | |
| 11598 | 11.46 | | B | D5UZ 2005-A | Not available | \$ | |
| 12140 | 12.75 | Split | B | D5HZ 2005-D | D5HZ 2309-B | 23 | |
| 12165 | 8.80 | | B | D6TZ 2005-H | Not available | \$ | |
| 12183 | 8.80 | | B | D6TZ 2005-J | Not available | \$ | |
| 12189 | 12.75 | Split | B | ★ D7TZ 2005-G r/b D7HZ 2005-A | D7TZ 2309-A | 27 | |
| 12190 | 12.75 | Split | B | ★ D7TZ 2005-F r/b D7HZ 2005-B | D7TZ 2309-A | 27 | |
| 12286 | 11.00 | | B | D7TZ 2005-A | Not available | \$ | |
| 12288 | 11.46 | | B | D7TZ 2005-B | Not available | \$ | |
| 12289 | 11.00 | | B | D7TZ 2005-C | Not available | \$ | |
| 12290 | 9.38 | | B | D7TZ 2005-D | Not available | \$ | |
| 12291 | 9.38 | | B | D7TZ 2005-E | Not available | \$ | |
| 12292 | 11.00 | | B | D7UZ 2005-A | Not available | \$ | |
| 12293 | 11.46 | | B | D7UZ 2005-B | Not available | \$ | |
| 12294 | 9.38 | | B | D7UZ 2005-C | Not available | \$ | |
| 12296 | 10.96 | | B | D7TZ 2005-H | Not available | \$ | |

1973/79
TRUCK SERIES 100/500

IDENTIFICATION CROSS-REFERENCE CHART

| IDENTIFICATION NUMBER | SIZE (INCHES) | BRAKE SYSTEM | MFR. | SERVICE PART NUMBER | | PARTS LIST NO.♦ |
|--|---------------|--------------|------|----------------------------------|---------------|-----------------|
| | | | | BOOSTER | REPAIR KIT | |
| Notes: ♦ Brake booster parts list start in this section, \$ Booster details not serviced — Cont'd. | | | | | | |
| Manufactures B—Bendix, M—Midland—Ross | | | | | | |
| 12569 | 12.75 | Split | B | D7HZ 2005-A | D7TZ 2309-A | 27 |
| 12570 | 12.75 | Split | B | D7HZ 2005-B | D7TZ 2309-A | 27 |
| 12666 | 10.96 | | B | D9TZ 2005-F | Not available | \$ |
| 12667 | 10.96 | | B | D9TZ 2005-C | Not available | \$ |
| 12670 | 11.00 | | B | D9TZ 2005-D | Not available | \$ |
| 12673 | 11.46 | | B | D9TZ 2005-B | Not available | \$ |
| 12676 | 9.38 | | B | D9TZ 2005-E | Not available | \$ |
| 12679 | 9.38 | | B | D9TZ 2005-A | Not available | \$ |
| 2509559 | 12.75 | Split | B | D1TZ 2005-D | D1TZ 2309-A | 17 |
| 2510065 | 12.75 | Single | B | ★ D2TZ 2005-A r/b D5HZ 2005-C | D3HZ 2309-C | 22 |
| 2510795 | 8.94 | | B | ★ C9TZ 2005-B m/w D3TZ 2005-B | Not available | \$ |
| 2510795- Red paint spot | 8.94 | | B | D3TZ 2005-B | Not available | \$ |
| 2510799 | 8.94 | | B | C8TZ 2005-E | C8TZ 2309-B | 15 |
| 2511097 | 12.75 | Single | B | ★ D2TZ 2005-A r/b D5HZ 2005-C | D3HZ 2309-C | 22 |
| 2511098 | 12.75 | Split | B | D1TZ 2005-D | D1TZ 2309-A | 17 |
| 2511170 | 12.75 | Single | B | ★ D2TZ 2005-A r/b D5HZ 2005-C | D3HZ 2309-C | 22 |
| 2511171 | 12.75 | Split | B | D1TZ 2005-D | D3HZ 2309-A | 17 |

MODEL APPLICATION CHART

| YEAR | MODEL/RESTRICTIONS | BOOSTER | | | | | PARTS LIST NO. | MASTER CYL. | |
|--|---|---------------|--------|--------|--|---------------|----------------|---|--|
| | | DIA. (INCHES) | L O C. | M F R. | PART NUMBER BOOSTER (2005) | DIA. (INCHES) | | PART NUMBER | |
| | | | | | | | | MASTER CYL. (2140) REPAIR KIT (2004) | |
| Notes: \$ Booster details not serviced, ● Location F—Frame D—Dash, Manufacturer B—Bendix M—Midland—Ross | | | | | | | | | |
| NOTE 1 —Use D3UZ 2005-A booster and D2UZ 2031-A bracket | | | | | | | | | |
| NOTE 2 —Use D3TZ 2004-E for master cylinders with 2020 stamped on body of cylinder, or use D4TZ 2004-C for master cylinders with 2170 stamped on body of cylinder. | | | | | | | | | |
| NOTE 3 —Use D3TZ 2004-E for master cylinders with 1490 stamped on body of cylinder, or use D4TZ 2004-A for master cylinders with 2160 stamped on body of cylinder. | | | | | | | | | |
| % Uses 2 boosters | | | | | | | | | |
| 73/76 | B500 -- w/booster | 13.00 | D | M | C9TZ 2005-E | 2 | 1 | C9TZ 2140-J None | |
| 77 | B500 -- w/booster—"Before Ser. 080,001" | 12.75 | F | B | ★ D7TZ 2005-F—frt. r/b D7HZ 2005-B ★ D7TZ 2005-G—rr r/b D7HZ 2005-A | 27 | 1 3/4 | D7HZ 2140-A D0HZ 2004-B | |
| 77 | B500 -- w/booster—"From Ser. 085,001" | 12.75 | F | B | D7HZ 2005-B—frt. D7HZ 2005-A—rr. | 27 | 1 3/4 | D7HZ 2140-A D0HZ 2004-B | |
| 73 | E100/300 -- w/o booster—"Before Ser. R00,001" | None | | | None | | 1 | ★ D3UZ 2140-A r/b D3UZ 2140-B D3UZ 2004-A | |
| 73/74 | E100/300 -- w/o booster—"From Ser. R00,001 to Ser. V40,001" | None | | | None | \$ | 1 | D3UZ 2140-B D3UZ 2004-A | |
| 74 | E100/300 -- w/o booster—"From Ser. V40,001" | None | | | None | \$ | 1 | D3UZ 2140-B D5UZ 2004-A | |
| 73 | E100/300 -- w/booster—"Before Ser. R00,001" | 7.60 | D | B | NOTE 1 | \$ | 1 | ★ D3TZ 2140-A r/b D3TZ 2140-P D3TZ 2004-A | |
| 73/74 | E100/300 -- w/booster—"From Ser. R40,001 to Ser. V40,001" | 7.60 | D | B | NOTE 1 | \$ | 1 | D3TZ 2140-P D3TZ 2004-A | |
| 74 | E100/300 -- w/booster—"From Ser. V40,001" | 7.60 | D | 8 | NOTE 1 | \$ | 1 | D3TZ 2140-P D5TZ 2004-A | |

1973/79
TRUCK SERIES 100/500

| YEAR | MODEL/RESTRICTIONS | MODEL APPLICATION CHART | | | | | | |
|--------|---|---|--------------|--------------|-------------------------------|----------------------|------------------|--|
| | | BOOSTER | | | | | MASTER CYL. | |
| | | DIA. (INCHES) | L O C. | M F R. | PART NUMBER BOOSTER (2005) | PARTS LIST NO. | DIA. (INCHES) | PART NUMBER MASTER CYL. (2140) REPAIR KIT (2004) |
| Notes: | | \$ Booster details not serviced, ● Location F-Frame D-Dash, Manufacturer B-Bendix M-Midland-Ross — Cont'd | | | | | | |
| NOTE 1 | | -Use D3UZ 2005-A booster and D2UZ 2031-A bracket | | | | | | |
| NOTE 2 | | -Use D3TZ 2004-E for master cylinders with 2020 stamped on body of cylinder, or use D4TZ 2004-C for master cylinders with 2170 stamped on body of cylinder. | | | | | | |
| NOTE 3 | | -Use D3TZ 2004-E for master cylinders with 1490 stamped on body of cylinder, or use D4TZ 2004-A for master cylinders with 2160 stamped on body of cylinder. | | | | | | |
| | | % Uses 2 boosters | | | | | | |
| 76/ | E100 -- disc brakes w/o booster | None | | | None | \$ | 1 | D6UZ 2140-A D6UZ 2004-A |
| 75/76 | E100/150 -- disc brakes w/booster | 11.46 | D | B | D5UZ 2005-A | \$ | 1 | D5UZ 2140-A D5UZ 2004-C |
| 77/ | E100/150 -- disc brakes w/booster | 11.00 | D | B | D7UZ 2005-A | \$ | 1 | D7TZ 2140-C D7TZ 2004-A |
| 75 | E250/350 -- disc brakes w/booster | 8.80 | D | B | D5UZ 2005-B | \$ | 1 1/4 | D5UZ 2140-B D5UZ 2004-B |
| 76 | E250/350 -- disc brakes w/booster | 8.80 | D | B | D5UZ 2005-B | \$ | 1 1/4 | D6TZ 2140-G D6TZ 2004-G |
| 77/ | E250 -- disc brakes w/booster | 11.46 | D | B | D7UZ 2005-B | \$ | 1 1/16 | D7TZ 2140-B D7TZ 2004-B |
| 77/ | E350 -- disc brakes w/booster | 9.38 | D | B | D7UZ 2005-C | \$ | 1 1/16 | D7TZ 2140-A D7TZ 2004-B |
| 73/74 | F100 -- 2/W/D and disc brake w/o booster- | None | | | None | \$ | 1 | D3TZ 2140-C D3TZ 2004-C |
| 75 | F100 -- 2/W/D and disc brake w/o booster | None | | | None | \$ | 1 | D5TZ 2140-A D4TZ 2004-D |
| 76/ | F100 -- 2/W/D and disc brake w/o booster | None | | | None | \$ | 1 | D6TZ 2140-F D6TZ 2004-F |
| 73/74 | F100 -- 2/W/D and disc brake w/booster- | 11.46 | D | B | D3TZ 2005-A | \$ | 1 | D3TZ 2140-B D3TZ 2004-B |
| 75 | F100/150 -- 2/W/D and disc brake w/booster "Before Ser. W00,001" | 11.46 | D | B | D3TZ 2005-A | \$ | 1 | ★ D5TZ 2140-B r/b D5UZ 2140-A D4TZ 2004-E |
| 75/76 | F100/150 -- 2/W/D and disc brake w/booster "From Ser. W00,001" | 11.46 | D | B | D3TZ 2005-A | \$ | 1 | D5UZ 2140-A D5UZ 2004-C |
| 77/79 | F100/150 -- 2/W/D and disc brake w/booster "Before Ser. DJ0,001" | 11.00 | D | B | D7TZ 2005-A | \$ | 1 | D7TZ 2140-C D7TZ 2004-A |
| 79 | F100/150 -- 2/W/D and disc brake w/booster "From Ser. DJ0,001" | 11.00 | D | B | D9TZ 2005-C | \$ | 1 | D7TZ 2140-C D7TZ 2004-A |
| 77/79 | F100 -- 2/W/D - disc brake w/booster and speed control "Before Ser. DJ0,001" | 11.00 | D | B | D7TZ 2005-H | \$ | 1 | D7TZ 2140-C D7TZ 2004-A |
| 79 | F100 -- 2/W/D - disc brake w/booster and speed control "From Ser. DJ0,001" | 11.00 | D | B | D9TZ 2005-F | \$ | 1 | D7TZ 2140-C D7TZ 2004-A |
| 75 | F150 -- 2/W/D and disc brake w/booster and speed control- "Before Ser. W00,001" | 11.46 | D | B | D5TZ 2005-B | \$ | 1 | ★ D5TZ 2140-B r/b D5UZ 2140-A D4TZ 2004-E |
| 75/76 | F150 -- 2/W/D and disc brake w/ booster and speed control "From Ser. W00,001" | 11.46 | D | B | D5TZ 2005-B | \$ | 1 | D5UZ 2140-A D5UZ 2004-C |
| 77/79 | F150 -- 2/W/D - disc brake w/booster and speed control "Before Ser. DJ0,001" | 11.00 | D | B | D7TZ 2005-H | \$ | 1 | D7TZ 2140-C D7TZ 2004-A |
| 79 | F150 -- 2/W/D - disc brake w/booster and speed control "From Ser. DJ0,001" | 11.00 | D | B | D9TZ 2005-F | \$ | 1 | D7TZ 2140-C D7TZ 2004-A |

OCTOBER, 1979

COPYRIGHT © 1979-

FORD MOTOR
COMPANY

-DEARBORN, MICHIGAN

NEW ISSUE

1973/79
TRUCK SERIES 100/500

| MODEL APPLICATION CHART | | | | | | | | | |
|--|--|------------------|--------------|--------------|----------------------------------|----------------------|------------------|--|-------------------|
| YEAR | MODEL/RESTRICTIONS | BOOSTER | | | | | MASTER CYL. | | |
| | | DIA. (INCHES) | L O C. | M F R. | PART NUMBER | PARTS LIST NO. | DIA. (INCHES) | PART NUMBER | |
| | | | | | BOOSTER (2005) | | | MASTER CYL. (2140) | REPAIR KIT (2004) |
| Notes: \$ Booster details not serviced, ● Location F—Frame D—Dash, Manufacturer B—Bendix M—Midland—Ross — Cont'd | | | | | | | | | |
| NOTE 1 —Use D3UZ 2005—A booster and D2UZ 2031—A bracket | | | | | | | | | |
| NOTE 2 —Use D3TZ 2004—E for master cylinders with 2020 stamped on body of cylinder, or use D4TZ 2004—C for master cylinders with 2170 stamped on body of cylinder. | | | | | | | | | |
| NOTE 3 —Use D3TZ 2004—E for master cylinders with 1490 stamped on body of cylinder, or use D4TZ 2004—A for master cylinders with 2160 stamped on body of cylinder. | | | | | | | | | |
| % Uses 2 boosters | | | | | | | | | |
| 73/74 | F100 — 4/W/D and drum brake w/o booster | None | | | None | | 1 | D3TZ 2140—L NOTE 2 | |
| 73/75 | F100 — 4/W/D and drum brake w/ booster | 8.94 | D | B | D3TZ 2005—B | \$ | 1 | D3TZ 2140—E NOTE 3 | |
| 76 | F100/150 — 4/W/D and disc brake w/booster | 11.46 | D | B | D3TZ 2005—A | \$ | 1 | D5UZ 2140—A D5UZ 2004—C | |
| 77/79 | F150 — 4/W/D and disc brake w/booster "Before Ser. DJ0,001" | 11.00 | D | B | D7TZ 2005—A | \$ | 1 | D7TZ 2140—C D7TZ 2004—A | |
| 79 | F150 — 4/W/D and disc brake w/booster "From Ser. DJ0,001" | 11.00 | D | B | D9TZ 2005—C | \$ | 1 | D7TZ 2140—C D7TZ 2004—A | |
| 77/79 | F150 — 4/W/D — disc brake w/booster and speed control "Before Ser. DJ0,001" | 11.00 | D | B | D7TZ 2005—H | \$ | 1 | D7TZ 2140—C D7TZ 2004—A | |
| 79 | F150 — 4/W/D — disc brake w/booster and speed control "From Ser. DJ0,001" | 11.00 | D | B | D9TZ 2005—F | \$ | 1 | D7TZ 2140—C D7TZ 2004—A | |
| 73/74 | F250 — 2/W/D and single piston disc brake w/booster | 11.46 | D | B | D3TZ 2005—A | \$ | 1 | D3TZ 2140—B D3TZ 2004—B | |
| 75 | F250 — 2/W/D and single piston disc brake w/booster "Before Ser. W00,001" | 11.46 | D | B | D3TZ 2005—A | \$ | 1 | ★ D5TZ 2140—B r/b D5UZ 2140—A D4TZ 2004—E | |
| 75/76 | F250 — 2/W/D and single piston disc brake w/booster— "From Ser. W00,001" | 11.46 | D | B | D3TZ 2005—A | \$ | 1 | D5UZ 2140—A D5UZ 2004—C | |
| 77/79 | F250 — 2/W/D and single piston disc brake w/booster "Before Ser. DJ0,001" | 11.00 | D | B | D7TZ 2005—A | \$ | 1 | D7TZ 2140—C D7TZ 2004—A | |
| 79 | F250 — 2/W/D and single piston disc brake w/booster "From Ser. DJ0,001" | 11.00 | D | B | D9TZ 2005—C | \$ | 1 | D7TZ 2140—C D7TZ 2004—A | |
| 75 | F250 — 2/W/D and single piston disc brake w/booster and speed control— "Before Ser. W00,001" | 11.46 | D | B | D5TZ 2005—B | \$ | 1 | ★ D5TZ 2140—B r/b D5UZ 2140—A D4TZ 2004—E | |
| 75/76 | F250 — 2/W/D and single piston disc brake w/booster and speed control— "From Ser. W00,001" | 11.46 | D | B | D5TZ 2005—B | \$ | 1 | D5UZ 2140—A D5UZ 2004—C | |
| 77/79 | F250 — 2/W/D — single piston disc brake w/booster and speed control "Before Ser. DJ0,001" | 11.00 | D | B | D7TZ 2005—H | \$ | 1 | D7TZ 2140—C D7TZ 2004—A | |
| 79 | F250 — 2/W/D — single piston disc brake w/booster and speed control "From Ser. DJ0,001" | 11.00 | D | B | D9TZ 2005—F | \$ | 1 | D7TZ 2140—C D7TZ 2004—A | |
| 73 | F250 — 2/W/D and dual piston disc brake w/booster "Before Ser. S60,001" | 8.94 | D | B | ★ C9TZ 2005—C r/b D4TZ 2005—A | \$ | 1 1/4 | ★ D3TZ 2140—D r/b D5UZ 2140—B ★ D3TZ 2004—F r/b D5UZ 2004—B | |
| 73/75 | F250 — 2/W/D and dual piston disc brake w/booster "From Ser. S60,001 to Ser. W40,001" | 11.18 | D | B | ★ D4TZ 2005—A r/b D6TZ 2005—H | \$ | 1 1/4 | ★ D3TZ 2140—D r/b D5UZ 2140—B ★ D3TZ 2004—F r/b D5UZ 2004—B | |

**1973/79
TRUCK SERIES 100/500**

| MODEL APPLICATION CHART | | | | | | | | | | |
|--|---|------------------|--------------|--------------|----------------|----------------------------------|----------------------|------------------|--|--|
| YEAR | MODEL/RESTRICTIONS | DIA. (INCHES) | L O C. | M F R. | BOOSTER | | | MASTER CYL. | | |
| | | | | | PART NUMBER | | PARTS LIST NO. | DIA. (INCHES) | PART NUMBER | |
| | | | | | BOOSTER (2005) | | | | MASTER CYL. (2140) REPAIR KIT (2004) | |
| Notes: \$ Booster details not serviced, ● Location F—Frame D—Dash, Manufacturer B—Bendix M—Midland—Ross — Cont'd NOTE 1 —Use D3UZ 2005—A booster and D2UZ 2031—A bracket NOTE 2 —Use D3TZ 2004—E for master cylinders with 2020 stamped on body of cylinder, or use D4TZ 2004—C for master cylinders with 2170 stamped on body of cylinder. NOTE 3 —Use D3TZ 2004—E for master cylinders with 1490 stamped on body of cylinder, or use D4TZ 2004—A for master cylinders with 2160 stamped on body of cylinder. % Uses 2 boosters | | | | | | | | | | |
| 75 | F250 -- 2/W/D and dual piston disc brake w/ booster "From Ser. W40,001" | 11.18 | | D | B | ★ D4TZ 2005—A r/b D6TZ 2005—H | \$ | 1 1/4 | D5UZ 2140—B D5UZ 2004—B | |
| 76 | F250 -- 2/W/D and dual piston disc brake w/booster | 8.80 | | D | D | D6TZ 2005—H | \$ | 1 1/4 | D6TZ 2140—G D6TZ 2004—G | |
| 77/79 | F250 -- 2/W/D and dual piston disc brake w/booster "Before Ser. DJ0,001" | 11.00 | | D | B | D7TZ 2005—B | \$ | 1 1/16 | D7TZ 2140—B D7TZ 2004—B | |
| 79 | F250 -- 2/W/D -- dual piston disc brake w/booster "From Ser. DJ0,001" | 11.00 | | D | B | D9TZ 2005—B | \$ | 1 1/16 | D7TZ 2140—B D7TZ 2004—B | |
| 75 | F250 -- 2/W/D and dual piston disc brake w/booster and speed control | 11.18 | | D | B | ★ D5TZ 2005—A r/b D6TZ 2005—J | \$ | 1 1/4 | D5UZ 2140—B D5UZ 2004—B | |
| 76 | F250 -- 2/W/D and dual piston disc brake w/booster and speed control | 8.80 | | D | B | D6TZ 2005—J | \$ | 1 1/4 | D6TZ 2140—G D6TZ 2004—G | |
| 77/79 | F250 -- 2/W/D and dual piston disc brake w/booster and speed control "Before Ser. DJ0,001" | 11.00 | | D | B | D7TZ 2005—C | \$ | 1 1/16 | D7TZ 2140—B D7TZ 2004—B | |
| 79 | F250 -- 2/W/D -- dual piston disc brake w/booster and speed control "From Ser. DJ0,001" | 11.00 | | D | B | D9TZ 2005—D | \$ | 1 1/16 | D7TZ 2140—B D7TZ 2004—B | |
| 73 | F250 -- 4/W/D and drum brake w/o booster "Before Ser. R00,001" | None | | | | None | | 1 | ★ D3TZ 2140—M r/b D3TZ 2140—N D3TZ 2004—A | |
| 73/75 | F250 -- 4/W/D and drum brake w/o booster— "From Ser. R00,001" | None | | | | None | \$ | 1 | D3TZ 2140—N D5TZ 2004—B | |
| 73 | F250 -- 4/W/D and drum brake w/ booster "Before Ser. S60,001" | 8.94 | | D | B | ★ C9TZ 2005—B m/w D3TZ 2005—B | \$ | 1 | ★ D3TZ 2140—A r/b D3TZ 2140—P D3TZ 2004—A | |
| 73/74 | F250 -- 4/W/D and drum brake w/ booster "From Ser. S60,001 to Ser. V40,001" | 8.94 | | D | B | D3TZ 2005—B | \$ | 1 | D3TZ 2140—P D3TZ 2004—A | |
| 74/75 | F250 -- 4/W/D and drum brake w/booster— "From Ser. V40,001" | 8.94 | | D | B | D3TZ 2005—B | \$ | 1 | D3TZ 2140—P D5TZ 2004—A | |
| 76 | F250 -- 4/W/D and dual piston disc brake w/booster | 8.80 | | D | B | D6TZ 2005—H | \$ | 1 1/4 | D6TZ 2140—G D6TZ 2004—G | |
| 77/79 | F250 -- 4/W/D and dual piston disc brake w/booster "Before Ser. DJ0,001" | 11.00 | | D | B | D7TZ 2005—B | \$ | 1 1/16 | D7TZ 2140—B D7TZ 2004—B | |
| 79 | F250 -- 4/W/D -- dual piston disc brake w/booster "From Ser. DJ0,001" | 11.00 | | D | B | D9TZ 2005—B | \$ | 1 1/16 | D7TZ 2140—B D7TZ 2004—B | |
| 77/79 | F250 -- 4/W/D and dual piston disc brake w/booster and speed control "Before Ser. DJ0,001" | 11.00 | | D | B | D7TZ 2005—C | \$ | 1 1/16 | D7TZ 2140—B D7TZ 2004—B | |
| 79 | F250 -- 4/W/D -- dual piston disc brake w/booster and speed control "From Ser. DJ0,001" | 11.00 | | D | B | D9TZ 2005—D | \$ | 1 1/16 | D7TZ 2140—B D7TZ 2004—B | |
| 73 | F350 -- disc brake w/booster— "Before Ser. S60,001" | 8.94 | | D | B | ★ C9TZ 2005—C r/b D4TZ 2005—A | \$ | 1 1/4 | ★ D3TZ 2140—D r/b D5UZ 2140—B ★ D3TZ 2004—F r/b D5UZ 2004—B | |

1973/79
TRUCK SERIES 100/500

| MODEL APPLICATION CHART | | | | | | | | | | |
|--|---|------------------|--------------|--------------|-----------------------------------|----|----------------------|--|--------------------|-------------------|
| YEAR | MODEL/RESTRICTIONS | BOOSTER | | | | | MASTER CYL. | | | |
| | | DIA. (INCHES) | L O C. | M F R. | PART NUMBER | | PARTS LIST NO. | DIA. (INCHES) | PART NUMBER | |
| | | | | | BOOSTER (2005) | | | | MASTER CYL. (2140) | REPAIR KIT (2004) |
| Notes: \$ Booster details not serviced, ● Location F—Frame D—Dash, Manufacturer B—Bendix M—Midland—Ross — Cont'd | | | | | | | | | | |
| NOTE 1 —Use D3UZ 2005—A booster and D2UZ 2031—A bracket | | | | | | | | | | |
| NOTE 2 —Use D3TZ 2004—E for master cylinders with 2020 stamped on body of cylinder, or use D4TZ 2004—C for master cylinders with 2170 stamped on body of cylinder. | | | | | | | | | | |
| NOTE 3 —Use D3TZ 2004—E for master cylinders with 1490 stamped on body of cylinder, or use D4TZ 2004—A for master cylinders with 2160 stamped on body of cylinder. | | | | | | | | | | |
| % Uses 2 boosters | | | | | | | | | | |
| 73/75 | F350 -- disc brake w/booster "From Ser. S60,001 to Ser. W40,001" | 11.18 | D | B | ★ D4TZ 2005—A r/b D6TZ 2005—H | \$ | 1 1/4 | ★ D3TZ 2140—D r/b D5UZ 2140—B ★ D3TZ 2004—F r/b D5UZ 2004—B | | |
| 75 | F350 -- disc brake w/booster "From Ser. W40,001" | 11.18 | D | B | ★ D4TZ 2005—A r/b D6TZ 2005—H | \$ | 1 1/4 | D5UZ 2140—B D5UZ 2004—B | | |
| 76 | F350 -- disc brake w/booster | 8.80 | D | B | D6TZ 2005—H | \$ | 1 1/4 | D6TZ 2140—G D6TZ 2004—G | | |
| 77/79 | F350 -- disc brake w/booster "Before Ser. DJ0,001" | 9.38 | D | B | D7TZ 2005—D | \$ | 1 1/16 | D7TZ 2140—A D7TZ 2004—B | | |
| 79 | F350 -- 2/W/D — disc brake w/booster "From Ser. DJ0,001" | 9.38 | D | B | D9TZ 2005—A | \$ | 1 1/16 | D7TZ 2140—A D7TZ 2004—B | | |
| 75 | F350 -- disc brake w/booster and speed control | 11.18 | D | B | ★ D5TZ 2005—A r/b D6TZ 2005—J | \$ | 1 1/4 | D5UZ 2140—B D5UZ 2004—B | | |
| 76 | F350 -- disc brake w/booster and speed control | 8.80 | D | B | D6TZ 2005—J | \$ | 1 1/4 | D6TZ 2140—G D6TZ 2004—G | | |
| 77/79 | F350 -- disc brake w/booster and speed control "Before Ser. DJ0,001" | 9.38 | D | B | D7TZ 2005—E | \$ | 1 1/16 | D7TZ 2140—A D7TZ 2004—B | | |
| 79 | F350 -- 2/W/D — disc brake w/booster and speed control "From Ser. DJ0,001" | 9.38 | D | B | D9TZ 2005—E | \$ | 1 1/16 | D7TZ 2140—A D7TZ 2004—B | | |
| 79 | F350 -- 4/W/D — disc brake w/booster | 11.00 | D | B | D9TZ 2005—B | \$ | 1 1/16 | D7TZ 2140—B D7TZ 2004—B | | |
| 79 | F350 -- 4/W/D — disc brake w/booster and speed control | 11.00 | D | B | D9TZ 2005—D | \$ | 1 1/16 | D7TZ 2140—B D7TZ 2004—B | | |
| 73 | F500 -- single H/V brakes w/booster— "Before Ser. Q20,001" | 12.75 | F | B | ★ D2TZ 2005—A r/b D5HZ 2005—C | 22 | 1 1/2 | ★ D2TZ 2140—B r/b C3TZ 2140—L C1TZ 2004—C | | |
| 73/77 | F500 -- single H/V brakes w/ booster and 18.5M rear axle— "From Ser. Q20,001" | 12.75 | F | B | ★ D2TZ 2005—A r/b D5HZ 2005—C | 22 | 1 1/2 | D3TZ 2140—H Not available | | |
| 73/77 | F500 -- single H/V brakes w/ booster and w/o 18.5M rear axle— "From Ser. Q20,001" | 12.75 | F | B | D2TZ 2005—A r/b D5HZ 2005—C | 22 | 1 1/2 | D3TZ 2140—G Not available | | |
| 73/77 | F500 -- single H/V brakes w/booster | 13.00 | D | M | C9TZ 2005—E | 2 | 1 | C8TZ 2140—G C8TZ 2004—G | | |
| 73/77 | F500 -- split H/V brakes w/booster | 13.00 | D | M | C9TZ 2005—E | 2 | 1 | C9TZ 2140—J None | | |
| 73/75 | M450/500 -- "Before Ser. X40,001" | 12.75 | F | B | ★ %D1TZ 2005—D r/b D5HZ 2005—D | 17 | 1 3/4 | ★ D3HZ 2140—A r/b D5HZ 2140—A D3HZ 2004—A D5HZ 2140—A | | |
| 75/76 | M450/500 -- "From Ser. X40,001" | 12.75 | F | B | %D5HZ 2005—D | 23 | | | | |
| 73/77 | F500 -- w/o booster | | | | NONE | | | NONE | | |
| 73/76 | P350/400 -- w/o booster | | | | None | | 1 1/8 | C9TZ 2140—E C9TZ 2004—E | | |
| 73/76 | P350/400 -- split H/V brakes w/booster | 8.94 | D | B | C8TZ 2005—E | 15 | 1 1/8 | C9TZ 2140—G C9TZ 2004—H | | |
| 73/77 | P500 -- w/booster | 10.00 | F | M | TEAA 2005—B | 13 | 1 1/4 | B9J 2140—A B9J 2004—A | | |

**1973/79
TRUCK SERIES 100/500**

| QTY. | PART NUMBER | DESCRIPTION | QTY. | PART NUMBER | DESCRIPTION |
|--|---------------|---|------|---------------|---|
| BRAKE BOOSTER C9TZ 2005-E - PARTS LIST NO. 2 | | | | | |
| Notes: † For C9TZ 2140-J cylinder | | | | | |
| 1 | C3TZ 2B013-C | Valve assy.-check | 1 | †C8TZ 2373-D | 9/16" I.D. x 3/4" O.D. |
| 1 | C3TZ 2B073-A | Seal-booster check valve | 1 | C8TZ 2377-C | Rod-brake booster push |
| 1 | †C8TZ 2145-A | Spring and retainer assy.-brake master cylinder piston return | 1 | †C8TZ 2378-A | Ring-brake booster valve stop snap-17/64" I.D. |
| 1 | †C8TZ 2145-B | | 1 | †C8TZ 2378-C | 2 45/64" I.D. |
| 1 | †C9TZ 2162-B | Cover-reservoir | 1 | †C8TZ 2384-A | Seal-brake booster push rod |
| 1 | †C9TZ 2167-A | Gasket-diaphragm | 1 | †C8TZ 2392-A | Spring-brake booster valve |
| 1 | C3TZ 2365-A | Valve assy.-check | 1 | †C8TZ 2399-B | Seal-brake booster valve piston |
| 1 | †C8TZ 2373-A | 1 1/2" I.D. x 1 5/16" O.D. | 1 | †C8TZ 2399-A | |
| 1 | †C8TZ 2373-B | 1 3/8" I.D. x 1 1/2" O.D. | 1 | ★C8TZ 2A399-A | Pad and seal assy.-booster mounting |
| 2 | †C8TZ 2373-C | Seal-brake booster-13/16" I.D. x 15/16" O.D. | r/b | C8TZ 2A399-B | |
| | | | 1 | 376417-S | (QQ-60)-retainer-snap |
| BRAKE BOOSTER TEAA 2005-B-PARTS LIST NO. 13 | | | | | |
| 1 | B3T 2308-A | Disc assy.-booster control valve | 1 | TEAA 2391-A | Diaphragm-booster control valve |
| 1 | 34802-S7 | (X-59)-lockwasher-No. 8 | 1 | ★B3T 2394-A | Diaphragm-booster body |
| 1 | 357179-S | (MM-134)-locknut-brass-No. 8-32 | 1 | 34370-S8 | (M-99)-locknut (diaphragm to push rod)-3/8"-24 |
| 1 | B3T 2309-B | Booster repair kit | 1 | B7T 2396-A | Piston-booster control valve |
| 1 | TEAA 2326-B | Adapter-booster control valve body | 1 | 59T 2399-A | Seal-booster control valve piston-inner |
| 4 | 20384-S8 | (B-43)-bolt (cover to body)-1/4"-20 x 1" | 1 | TEAA 2399-A | Outer |
| 4 | 34905-S7 | (X-97)-lockwasher-1/4" | 1 | TEAA 2408-A | Cup-booster hydraulic cylinder piston |
| 1 | B3T 2329-B | Body assy.-booster-front | 1 | TEAA 2419-B | Body-booster control valve |
| 1 | ★59T 2350-A | Clamp-booster body | 4 | 20344-S8 | (B-42)-bolt (body to cylinder)-1/4"-20 x 3/4" |
| 1 | TEAA 2361-A | Spring-booster | 1 | TEAA 2423-A | Retainer-booster hydraulic cylinder piston spring |
| 1 | 59T 2365-A | Valve assy.-check | 1 | TEAA 2425-B | Cylinder-booster hydraulic |
| 1 | B3T 2366-A | Body assy.-booster-rear | 1 | B3T 2431-B | Retainer-booster push rod seal |
| 1 | TEAA 2368-A | Piston assy.-booster hydraulic cylinder | 1 | TEAA 2438-A | Spg.-booster vacuum control valve |
| 1 | TEAA 2369-A | Plug-booster hydraulic cylinder end | 1 | TEAA 2440-B | Collar-booster push rod-flat-15/16" O.D. |
| 1 | 351204-S | (XX-268)-gasket-plug-copper-1 9/64" I.D. | 1 | B3T 2479-B | Gasket-booster control valve body cover |
| 1 | B3T 2372-A | Bushing-booster | 2 | ★B7A 9044-A | Ring (cylinder to body)-booster end plate-31/64" I.D. |
| 1 | B3T 2373-A | Gasket-booster | | | |
| 1 | TEAA 2377-A | Rod-booster push | | | |
| 1 | B3T 2385-A | Bushing-booster push rod | | | |
| 1 | 353719-S7 | (XX-295)-lockwasher (bushing to front body)-1 1/4" | | | |
| 1 | B3T 2390-B | Spacer (booster control valve spg. to disc) | | | |
| BRAKE BOOSTER C8TZ 2005-E - PARTS LIST NO. 15 | | | | | |
| 1 | ★C6AZ 2B093-A | Plate-hsg. and end plate rear | 1 | C5SZ 2365-A | Valve assy.-check |
| 1 | ★C4DZ 2B132-A | Key-valve plunger stop | 1 | C6AZ 2A365-A | Diaphragm-booster control valve |
| 1 | C4DZ 2A157-A | Spring-control valve return | 1 | C7TZ 2A365-A | Diaphragm-plate and valve body |
| 1 | C9AZ 2B176-A | Valve assy.-check | 1 | ★C4DZ 2372-A | Seal-valve body |
| 1 | ★C4DZ 2180-A | Guard-valve body | 1 | C7TZ 2377-B | Rod assy.-push |
| 1 | C8TZ 2309-B | Booster repair kit | 1 | C8TZ 2377-F | Valve rod and plunger assy. |
| 1 | C8TZ 2329-B | Hsg. and end plate assy. | 1 | ★C4DZ 2384-A | Seal-push rod |
| 1 | C4DZ 2A346-B | Filter-air cleaner | 1 | C7TZ 2384-A | Disc assy.-vacuum control valve |
| 1 | C5TZ 2A346-B | Retainer-silencer | 1 | C8TZ 2A476-A | Retainer-boot |
| BRAKE BOOSTER D1TZ 2005-D - PARTS LIST NO. 17 | | | | | |
| 1 | C9TZ 2B147-D | Tube assy.-booster control valve-11 3/32" long | 1 | D3HZ 2C238-A | Booster control valve repair kit-use w/boosters ident. ED-D2TA 2005-CB, KA and D4HA 2005-AA, DA |
| 1 | C8TZ 2B147-J | Tube assy.-18 13/32" long | 1 | C3TZ 2308-A | Seal-vacuum poppet |
| 1 | C9TZ 2A157-A | Spring-booster control valve return | 1 | D1TZ 2309-A | Booster repair kit-use w/boosters ident. D1TA 2005-BB, CB, ED-D1TA 2005-BA, CA and D2TA 2005-CB, KA |
| 1 | DOTZ 2C238-B | Booster control valve repair kit-use w/boosters ident. ED-D1TA 2005-BA, CA, D1TA 2005-BB, CB and D2TA 2005-CB, KA | | | |

1973/79
TRUCK SERIES 100/500

| QTY. | PART NUMBER | DESCRIPTION | QTY. | PART NUMBER | DESCRIPTION |
|---|---------------|---|------|---------------|--|
| BRAKE BOOSTER D1TZ 2005-D-PARTS LIST NO. 17 — Cont'd | | | | | |
| 1 | D3HZ 2309-A | Booster repair kit - use w/boosters ident. ED-D2TA-CB,KA and D4HA 2005-AA, DA | 2 | C3TZ 2385-B | Bearing-push rod |
| 1 | C8TZ 2B349-A | Bracket-booster control valve | 1 | C3TZ 2391-B | Diaphragm-booster control valve |
| 1 | C3TZ 2350-B | Clamp assy.-ring | 1 | C8TZ 2394-C | Plate-booster diaphragm |
| 1 | C8TZ 2B350-B | Tee-booster control | 1 | C8TZ 2394-D | Diaphragm assy.-booster body |
| 1 | C8TZ 2352-B | Tube assy.-4 1/16" long | 1 | C8TZ 2396-D | Piston assy.-booster control valve-rear |
| 1 | C8TZ 2352-A | Tube assy.-booster rear-19 15/32" long | 4 | C3TZ 2399-A | Cup-control valve piston |
| 1 | C8TZ 2B356-A | Tube assy.-booster control valve to tee | 1 | 7EQ 2408 | Cup-hydraulic piston cylinder |
| 2 | C3TZ 2361-A | Spring-booster | 1 | C3TZ 2415-A | Ring-snap-valve body cover |
| 1 | ★ B9TT 2365-A | Valve assy.-check "Before Ser. W00,001" | 1 | C3TZ 2417-A | Cylinder-booster diaphragm plate |
| r/b | D5TZ 2365-A | Valve assy.-check "From Ser. W00,001" | 1 | C3TZ 2418-A | Spring-booster check valve |
| 1 | D5TZ 2365-A | Valve assy.-check "From Ser. W00,001" | 1 | C3TZ 2423-B | Retainer-booster control valve ring |
| 1 | C8TZ 2368-A | Piston assy.-booster hydraulic cyl. | 1 | C3TZ 2438-B | Spring-booster control valve |
| 1 | C8TZ 2373-F | Gasket-booster slave cylinder body | 1 | ★ TFAA 2440-A | Nut-diaphragm |
| 1 | ★ C8TZ 2377-G | Rod-booster push | 1 | C3TZ 2459-A | Ring-snap |
| 1 | C3TZ 2381-B | Retainer-booster push rod seal | 1 | C3TZ 2479-A | Gasket-booster control valve cover |
| 1 | C3TZ 2384-B | Seal-booster push rod | 2 | C8TZ 2A506-A | Plug-booster body |
| BRAKE BOOSTER D2TZ 2005-A - PARTS LIST NO. 22 | | | | | |
| 1 | D2TZ 2C238-A | Booster control valve repair kit-for boosters ident. D2TA 2005-EA, EB and EC | 1 | ★ 2394 | Diaphragm-booster body-serviced in D3HZ 2309-C kit |
| 1 | D3HZ 2C238-A | Booster control valve repair kit-for boosters ident. ED-D2TA 2005-EC and D4HA 2005-CA | 1 | C3TZ 2399-A | Cup-booster control valve piston-also serviced in D3HZ 2309-C kit |
| 1 | C3TZ 2308-B | Disc assy.-booster control valve | 1 | C3TZ 2408-A | Cup-booster hydraulic cyl. piston-also serviced in D3HZ 2309-C kit |
| 1 | D3HZ 2309-C | Booster repair kit-for boosters ident. D2TA 2005-EA, EB, EC, ED-D2TA 2005-EC and D4HA 2005-CA | 1 | ★ 2415 | Snap ring-valve body and seal-serviced only in booster assy. (2005) |
| 1 | C3TZ 2327-A | Body assy.-booster control | 1 | ★ 2418 | Spring-booster check valve-serviced only in booster assy. (2005) |
| 1 | C3TZ 2361-A | Spring-booster piston return | 1 | C3TZ 2423-A | Retainer-booster control valve piston ring-also serviced in D2TZ 2C238-A and D3HZ 2C238-A kits |
| 3 | 359662-S7-8 | (BB-575-A)-bolt-5/16"-18 x 3/4" | 1 | ★ 2425 | Cylinder-booster hydraulic-serviced only in booster assy. (2005) |
| 1 | C3TZ 2368-A | Piston assy.-booster hyd. cyl. | 1 | C3TZ 2431-A | Washer-booster push rod vacuum seal ring |
| 1 | C8TZ 2368-B | Piston-hydraulic | 1 | C3TZ 2438-A | Spring-booster control valve |
| 1 | ★ 2377 | Rod-booster push-serviced only in booster assy. (2005) | 1 | C3TZ 2459-A | Snap ring-booster hyd. cyl. check valve |
| 1 | C3TZ 2381-B | Retainer-booster push rod seal-also serviced in D3HZ 2309-C kit | 1 | C3TZ 2493-A | Seal-booster hydraulic cylinder-also serviced in D3HZ 2309-C kit |
| 1 | C3TZ 2384-B | Cup-booster push rod seal-also serviced in D3HZ 2309-C kit | 1 | C1AZ 7A294-A | Sealpush rod-also serviced in D3HZ 2309-C kit |
| 1 | C3TZ 2385-B | Bearing-booster push rod-also serviced in D3HZ 2309-C kit | 1 | 33796-S7 | (M-61)-nut-1/4"-28 |
| 1 | C3TZ 2391-A | Diaphragm-booster control valve-also serviced in D2TZ 2C238-A and D3HZ 2C238-A kits | 1 | 87947-S36 | (I-24)-tube nut-3/4"-18 inverted flare tube |
| 1 | C3TZ 2392-A | Spring-booster control valve diaphragm return-also serviced in D2TZ 2C238-A and D3HZ 2C238-A kits | | | |
| BRAKE BOOSTER D5HZ 2005-A,D - PARTS LIST NO. 23 | | | | | |
| 1 | D3HZ 2C238-A | Booster control valve repair kit - Use w/boosters ident. D5HA 2005-AA,DA | 1 | D5TZ 2365-A | Valve assy. check |
| 1 | C3TZ 2308-A | Seal-Vacuum poppet | 1 | C8TZ 2368-A | Piston assy.-booster hyd. cyl. |
| 1 | D5HZ 2309-B | Booster repair kit - use w/boosters ident. D5HA 2005-AA,DA | 1 | C8TZ 2381-B | Retainer-booster push rod seal |
| 1 | C3TZ 2327-A | Stem-valve | 1 | C3TZ 2384-B | Cup-push rod seal |
| 1 | C3TZ 2361-A | Spring-booster | 1 | C3TZ 2385-B | Bearing-push rod |
| | | | 1 | C3TZ 2391-A | Diaphragm-booster control valve |
| | | | 1 | C3TZ 2392-A | Spring-poppet valve return |

1973/79
TRUCK SERIES 100/500

| QTY. | PART NUMBER | DESCRIPTION | QTY. | PART NUMBER | DESCRIPTION |
|---|--------------|--|------|-------------|---------------------------------------|
| BRAKE BOOSTER D5HZ 2005A,D-PARTS LIST NO. 23 — Cont'd. | | | | | |
| 2 | C3TZ 2399-A | Cup-control valve piston | 1 | C3TZ 2431-A | Retainer-booster piston return spring |
| 1 | 7EQ 2408 | Cup-hydraulic piston cylinder | 1 | C3TZ 2438-A | Spring-booster control valve |
| 1 | C3TZ 2418-A | Spring-booster check valve | 1 | C3TZ 2459-A | Ring-snap |
| 1 | C3TZ 2423-A | Retainer-booster control valve ring | 1 | C3TZ 2493-A | Seal-booster hyd. cyl. |
| BRAKE BOOSTER D7TZ 2005-F,G - PARTS LIST NO. 27 | | | | | |
| 1 | D7TZ 2C238-A | Booster control valve repair kit - use w/boosters ident. D7TA 2005-AB,BB | 1 | C8TZ 2385-B | Bearing-push rod |
| 1 | D7TZ 2309-A | Booster repair kit - use w/boosters ident. - D7TA 2005-AB,BB | 1 | C3TZ 2391-A | Diaphragm-booster control valve |
| 1 | C3TZ 2361-A | Spring-booster | 1 | C3TZ 2392-A | Spring-poppet valve return |
| 1 | D5TZ 2365-A | Valve assy. - check | 2 | C3TZ 2399-A | Cup-control valve piston |
| 1 | C8TZ 2368-A | Piston assy. - booster hyd. cyl. | 1 | 7EQ 2408 | Cup-hydraulic piston cylinder |
| 1 | C8TZ 2381-A | Retainer - seal | 1 | C3TZ 2418-A | Spring-booster check valve |
| 1 | C8TZ 2384-B | Cup - push rod seal | 1 | C3TZ 2423-A | Retainer-booster control valve ring |
| | | | 1 | C3TZ 2431-A | Retainer-booster piston return spring |
| | | | 1 | C3TZ 2459-A | Ring-snap |
| | | | 1 | C3TZ 2493-A | Seal-booster hyd. cyl. |

1973/79 TRUCK SERIES 100/500

This section includes replacement parts for transmission-mounted parking brakes and cable-operated parking brakes.

HOW TO USE PARKING BRAKE PARTS LISTS

1. Find the truck model in the parking brake application chart below.
2. Locate (in the chart below) the transmission used on the unit being repaired.
3. Determine the size parking brake used on the truck (where necessary);
4. Determine the year (and/or serial number) of the truck.
5. Read across to find the Parts List number in which the brake parts are listed;
6. Turn to the Parts List and select the part needed. (Parts Lists start on page 3)

Example: B500
 Example: 5 speed Clark 282V-
 shown in chart as "5C280 series")
 (Example: 9" x 3")
 (Example: 1973 S35,043)
 (Example: 13A)

| PARKING BRAKE APPLICATION CHART | | | | | | | | | |
|---|--------------|------------|-----------------------|-------------------|----------------------------|---|-----------------------|-------|---------------|
| SPD. | TRANSMISSION | | T Y P E ♦ | L O C \$ | L E V E R % | SIZE (INCHES) | REMARKS | YEAR | PARTS LIST |
| | MFR. | MODEL | | | | | | | |
| Notes: ▲ C-Clark, NP-New Process, F-Ford, W-Warner ♦ I-Internal shoe, K-Cable actuated \$ B - In rear brakes, R - Rear of main transmission, % F - Foot actuated, O-Orscheln | | | | | | | | | |
| B500 | | | | | | | | | |
| 4 | NP | 435 | I | R | O | 9 x 3 | "Before Ser. S00,001" | 73 | 3C |
| | | | | | | 9 x 3 | "From Ser. S00,001" | 73/76 | 11A |
| | | | | | | 10 x 3 | "From Ser. S00,001" | 73/77 | 32A |
| 5 | C | 280 Series | I | R | O | 9 x 3 | "Before Ser. S00,001" | 73 | 3A |
| | | | | | | 9 x 3 | "From Ser. S00,001" | 73/76 | 13A |
| | | | | | | 10 x 3 | "From Ser. S00,001" | 73/77 | 32C |
| 5 | NP | 542 | I | R | O | 9 x 3 | "Before Ser. S00,001" | 73 | 3D |
| | | | | | | 9 x 3 | "From Ser. S00,001" | 73/76 | 11B |
| | | | | | | 10 x 3 | "From Ser. S00,001" | 73/77 | 32B |
| E100/200 | | | | | | | | | |
| All | All | All | K | B | O | | | 73/74 | 12A |
| E300 | | | | | | | | | |
| All | All | All | K | B | O | | | 73/74 | 12B |
| E100 | | | | | | | | | |
| All | All | All | K | B | F | | | 75 | 36A |
| All | All | All | K | B | F | | | 76/ | 38A |
| E150 | | | | | | | | | |
| All | All | All | K | B | F | | | 75 | 36B |
| All | All | All | K | B | F | | | 76/ | 38B |
| E250 | | | | | | | | | |
| All | All | All | K | B | F | | | 75 | 36C |
| All | All | All | K | B | F | | | 76/ | 38C |
| E350 | | | | | | | | | |
| All | All | All | K | B | F | | | 75 | 36D |
| All | All | All | K | B | F | | | 76/ | 38D |
| F100/150 | | | | | | | | | |
| All | All | All | K | B | F | 2/W/D-Reg Cab | | 73/75 | 14A |
| All | All | All | K | B | F | 4/W/D-Reg Cab | | 73/75 | 14B |
| All | All | All | K | B | F | 2/W/D-Super Cab | | 74/75 | 34A |
| All | All | All | K | B | F | 2/W/D-Reg Cab | | 76/ | 39A |
| All | All | All | K | B | F | 4/W/D-Reg Cab | | 76/ | 39B |
| All | All | All | K | B | F | 2/W/D,4/W/D-Super Cab | | 76/ | 39C |
| F250 | | | | | | | | | |
| All | All | All | K | B | F | 2/W/D-std. brakes (uses equalizer lever)-Reg Cab | | 73/75 | 14C |
| All | All | All | K | B | F | 2/W/D-H/D brakes (does not use equalizer lever)-Reg Cab | | 73/75 | 14D |

1973/79
TRUCK SERIES 100/500

| PARKING BRAKE APPLICATION CHART | | | | | | | | | | |
|--|--------------|------------|--|------|------|-------|------------------------------|-----------------------|-------|------------|
| SPD. | TRANSMISSION | | | TYPE | LOCK | LEVER | SIZE (INCHES) | REMARKS | YEAR | PARTS LIST |
| | MFR. | MODEL | | | | | | | | |
| Notes: ▲ C-Clark, NP-New Process, F-Ford, W-Warner ◆ I-Internal shoe, K-Cable actuated — Cont'd \$ B - In rear brakes, R - Rear of main transmission, % F - Foot actuated, O-Orscheln | | | | | | | | | | |
| F250 | | | | | | | | | | |
| All | All | All | | K | B | F | 4/W/D-Reg Cab | | 73/75 | 17A |
| All | All | All | | K | B | F | 2/W/D-Super Cab | | 74/75 | 34B |
| All | All | All | | K | B | F | 2/W/D-Crew Cab | | 73/75 | 35A |
| All | All | All | | K | B | F | 4/W/D-Crew Cab | | 73/75 | 35B |
| All | All | All | | K | B | F | 2/W/D-Reg Cab | | 76/ | 40A |
| All | All | All | | K | B | F | 4/W/D-Reg Cab | | 76/ | 40B |
| All | All | All | | K | B | F | 2/W/D-Super Cab | | 76/ | 40C |
| All | All | All | | K | B | F | 2/W/D, 4/W/D-Crew Cab | | 76/ | 40D |
| F350 | | | | | | | | | | |
| All | All | All | | K | B | F | 136" W/B-Reg Cab | | 73/75 | 17B |
| All | All | All | | K | B | F | 140" W/B-Reg Cab | | 73/75 | 17C |
| All | All | All | | K | B | F | 160" W/B-Reg Cab | | 73/75 | 17D |
| All | All | All | | K | B | F | 138", 155" W/B-Super Cab | | 74/75 | 34B |
| All | All | All | | K | B | F | 166" W/B-Crew Cab | | 73/75 | 35C |
| All | All | All | | K | B | F | 136", 140", 160" W/B-Reg Cab | | 76/ | 41A |
| All | All | All | | K | B | F | 155" W/B-Super Cab | | 76/ | 41B |
| All | All | All | | K | B | F | 166" W/B-Crew Cab | | 76/ | 41C |
| F500 | | | | | | | | | | |
| 3 | F | C-6 | | I | R | O | 9 x 3 Body type 84 | "Before Ser. S00,001" | 73 | 1D |
| | | | | | | | 9 x 3 Body type 84 | "From Ser. S00,001" | 73/77 | 26C |
| | | | | | | | 10 x 3 Body type 84 | "From Ser. S00,001" | 73/77 | 26D |
| 4 | NP | 435 | | I | R | S | 9 x 2 Body type 81 | "Before Ser. S00,001" | 73 | 18A |
| | | | | | | | 9 x 3 Body type 81 | "From Ser. S00,001" | 73/77 | 18C |
| | | | | | | O | 9 x 2 Body type 84 | "Before Ser. S00,001" | 73 | 3C |
| | | | | | | | 9 x 3 Body type 81 | "From Ser. S00,001" | 73/77 | 29B |
| | | | | | | | 9 x 3 Body type 81 | "From Ser. S00,001" | 73/77 | 11A |
| | | | | | | | 9 x 3 Body type 84 | "From Ser. S00,001" | 73/77 | 29B |
| | | | | | | | 10 x 3 Body type 81 | "From Ser. S00,001" | 73/77 | 29B |
| 4 | W | T19 | | I | R | S | 9 x 2 Body type 81 | "Before Ser. S00,001" | 73 | 20A |
| | | | | | | | 9 x 3 Body type 81 | "From Ser. S00,001" | 73/77 | 20C |
| | | | | | | O | 9 x 2 Body type 84 | "Before Ser. S00,001" | 73 | 20B |
| | | | | | | | 9 x 3 Body type 81 | "From Ser. S00,001" | 73/77 | 29D |
| | | | | | | | 9 x 3 Body type 81 | "From Ser. S00,001" | 73/77 | 20D |
| | | | | | | | 9 x 3 Body type 84 | "From Ser. S00,001" | 73/77 | 20D |
| 5 | C | 280 Series | | I | R | S | 9 x 2 Body type 81 | "Before Ser. S00,001" | 73 | 19A |
| | | | | | | | 9 x 3 Body type 81 | "From Ser. S00,001" | 73/77 | 19C |
| | | | | | | O | 9 x 2 Body type 84 | "Before Ser. S00,001" | 73 | 3A |
| | | | | | | | 9 x 3 Body type 81 | "From Ser. S00,001" | 73/77 | 29A |
| | | | | | | | 9 x 3 Body type 84 | "From Ser. S00,001" | 73/77 | 13A |
| | | | | | | | 10 x 3 Body type 81 | "From Ser. S00,001" | 73/77 | 29A |
| 5 | NP | 542 | | I | R | S | 9 x 2 Body type 81 | "Before Ser. S00,001" | 73 | 18B |
| | | | | | | | 9 x 3 Body type 81 | "From Ser. S00,001" | 73/77 | 18D |
| | | | | | | O | 9 x 2 Body type 84 | "Before Ser. S00,001" | 73 | 3D |
| | | | | | | | 9 x 3 Body type 81 | "From Ser. S00,001" | 73/77 | 29C |
| | | | | | | | 9 x 3 Body type 81 | "From Ser. S00,001" | 73/77 | 11B |
| | | | | | | | 10 x 3 Body type 81 | "From Ser. S00,001" | 73/77 | 29C |
| P350/500 | | | | | | | | | | |
| 3 | F | C/M | | E | R | O | 7 13/16 x 2 1/2 | | 73/77 | 8A |
| 3 | W | T87G | | E | R | O | 7 13/16 x 2 1/2 | | 73/77 | 8B |
| 4 | NP | 435 | | I | R | O | 9 x 2 | | 73/77 | 8C |
| M450/500 | | | | | | | | | | |
| 3 | F | C-6 | | I | R | O | 9 x 3 | | 73/76 | 37A |

1973/79
TRUCK SERIES 100/500

| | | | | PARTS LIST NO. 1 | |
|----|----|----|----|------------------|---|
| 1A | 1B | 1C | 1D | PART NUMBER | DESCRIPTION |
| | 1 | | 1 | ★ C4TA 2596-A | Clip (cable to control side) |
| 1 | 1 | 1 | 1 | B9TT 2614-A | Drum (brake)-9" x 3"-4 3/4" bolt circle |
| 4 | | | | ★ 58673-S2 | Bolt (brake drum to trans. flange)-1/2"-13 x 1" |
| | 4 | 4 | 4 | 43089-S7-8 | (B-228-H)-bolt (brake drum to trans. flange)-1/2"-13 x 1" |
| 4 | | | | 44735-S8 | (X-32)-flatwasher (brake drum to trans. flange)-1/2" |
| 2 | 2 | 2 | 2 | B9T 2620-C | Lining (brake)-9" x 3" |
| 2 | 2 | 2 | 2 | B9T 2634-A | Spring (brake release)-3 1/4" free length |
| 1 | 1 | 1 | 1 | B9TZ 2A636-A | Plate (brake support)-# 308674 |
| 4 | 4 | | | 383896-S2 | (BB-195-E)-bolt (brake and shields to trans.)-1/2"-13 x 2" |
| | | 4 | 4 | 379027-S2 | (BB-194-M)-bolt (brake and shield to trans.)-1/2"-13 x 1 9/16"-grade 8 |
| 4 | 4 | | | 44735-S8 | (X-32)-flatwasher (brake and shields to trans.)-1/2" |
| 4 | 4 | | | 380952-S100 | (MM-11-C)-nut (brake and shields to trans.)-1/2"-13 |
| | | 4 | 4 | 55697-S8 | (M-89-F)-nut (brake and shield to trans.)-hex. prevailing torque type-1/2"-13-grade 8 |
| 2 | 2 | 2 | 2 | B9Q 2648-A | Band & lining assy. (brake)-9" x 3" |
| 1 | 1 | | | D2TZ 2649-A | Bracket (cable support)-# D2TA 2649-AA |
| | | 1 | 1 | D1TZ 2649-A | Bracket (cable support)-# D1TA 2649-AA |
| 2 | | | | ★ 58654-S2 | Bolt (cable support bracket to trans.)-7/16"-14 x 1 1/4" |
| | 2 | | | ★ 56654-S2 | Bolt (cable support bracket to trans.)-7/16"-14 x 1 1/4" |
| | | 1 | 1 | ★ 58636-S2 | Bolt (cable support bracket to trans.)-3/8"-16 x 1 1/2" |
| | | 2 | 2 | 58638-S2 | (B-89-A)-bolt (cable support bracket to trans.)-3/8"-16 x 2" |
| 2 | 2 | | | 380079-S2 | (XX-173-C)-flatwasher (cable support bracket to trans.) |
| | | 2 | 2 | 351385-S7 | (XX-158)-flatwasher (cable support bracket to trans.) |
| | | 2 | 2 | 351385-S7 | (XX-158)-flatwasher (cable support bracket to trans.)-at bolt head |
| | | 2 | | 351415-S2 | (XX-128)-flatwasher (cable support bracket to trans.)-at trans. |
| | | | 2 | 356321-S8 | (XX-311)-flatwasher (cable support bracket to trans.)-at trans. |
| | | 1 | | 33770-S4 | (M-89-K)-nut (cable support bracket to floor pan)-5/16"-18 |
| | | 1 | 1 | 34987-S4 | (M-89-CF)-nut (cable support bracket to trans.)-3/8"-16 |
| 1 | 1 | | | D2TZ 2654-A | Bracket (bellcrank to trans.)-# D2TA 2A667-A |
| 2 | 2 | | | 380899-S2 | (BB-176-B)-bolt (bellcrank mounting bracket to trans.)-7/16"-14 x 1 1/2" |
| 2 | | | | 380079-S2 | (XX-173-C)-flatwasher (bellcrank mounting bracket to trans.) |
| 1 | 1 | | | C7TZ 2A663-B | Bellcrank-3 13/32" and 3 7/8" hole centers |
| | | 1 | 1 | C4TZ 2A663-A | Bellcrank-3 1/4" and 3 3/4" hole centers |
| 2 | 2 | | | ★ 373780-S2 | Flatwasher (bellcrank stud) |
| | | 1 | 1 | ★ 356372-S2 | Flatwasher (clevis pin at bellcrank) |
| | | 1 | 1 | 373781-S | (XX-214-A)-flatwasher (bellcrank stud) |
| 1 | 1 | | 1 | 383992-S2 | (MM-68-K)-nut (bellcrank stud)-slotted-9/16"-18 |
| | | 1 | | 34033-S18 | (M-11)-nut (bellcrank stud)-slotted-9/16"-18 |
| 2 | 2 | 2 | 2 | 73896-S7-8 | (N-6-A)-pin (bellcrank to camshaft)-clevis |
| 2 | 2 | 2 | 2 | 72035-S7-8 | (N-51)-pin (bellcrank to camshaft)-cotter |
| 1 | 1 | 1 | 1 | 72035-S7-8 | (N-51)-pin (bellcrank stud nut)-cotter |
| 1 | 1 | 1 | 1 | 372066-S | (WW-73)-stud (bellcrank to trans.) |
| | 2 | | 2 | ★ C4TA 2A692-A | Spacer (control to dash and control side) |
| 1 | 1 | | | D2TZ 2A703-A | Shield (brake drum)-R.H.-# D2TA 2A703-AA |
| 1 | 1 | | | D2TZ 2A704-A | Shield (brake drum)-L.H.-# D2TA 2A704-AA |
| | | 1 | 1 | C1TT 2A703-D | Shield (brake drum)-R.H.-10" O.D. |
| | | 1 | 1 | C1TT 2A704-D | Shield (brake drum)-L.H.-10" O.D. |
| 1 | 1 | 1 | 1 | B9TZ 2A710-D | Camshaft & lever assy. (brake) |
| 1 | 1 | | | C3TZ 2A712-B | Clevis (cable to bellcrank) |
| | | 1 | 1 | C3TZ 2A712-A | Clevis (cable to bellcrank) |
| 1 | 1 | 1 | 1 | 33925-S7 | (M-33)-nut (cable clevis)-hex. jam-3/8"-24 |
| 1 | 1 | 1 | 1 | ★ 34110-S2 | Nut (cable clevis)-square-3/8"-24-use 33925-S7 |
| 1 | 1 | 1 | 1 | 359236-S13 | (NN-12)-pin (cable clevis)-clevis |
| 1 | 1 | 1 | 1 | 72035-S7-8 | (N-51)-pin (cable clevis)-cotter |
| 1 | 1 | 1 | 1 | B9T 2749-A | Spring (brake adjusting) |

Continued on next page

1973/79
TRUCK SERIES 100/500

PARTS LIST NO. 1 — Cont'd

| 1A | 1B | 1C | 1D | PART NUMBER | DESCRIPTION |
|----|----|----|----|---------------|--|
| 1 | | 1 | | C7TZ 2780-C | Control (brake) |
| | 1 | | 1 | D2TZ 2780-A | Control (brake)- # D2TA 2780-AA |
| 2 | | 2 | | 56320-S4 | Bolt (control and bracket to instrument panel)-5/16"-18 x 3/4" |
| | 1 | | 1 | ★ 56326-S2 | Bolt (control to dash)-5/16"-18 x 2" |
| | 1 | | 1 | ★ 56321-S2 | Bolt (control to dash panel)-5/16"-18 x 7/8" |
| | 1 | | 1 | 56324-S | (B-318-GH)-bolt (control sides)-5/16"-18 x 1 1/2" |
| 2 | 2 | 2 | 2 | 33770-S4 | (M-89-K)-nut (control to dash panel)-5/16"-18 |
| 2 | | 2 | | 33770-S4 | (M-89-K)-nut (control to instrument panel)-5/16"-18 |
| | 1 | | 1 | 33770-S4 | (M-89-K)-nut (control sides)-lock-5/16"-18 |
| 1 | | 1 | | D0HZ 2795-A | Bracket (control mounting)-on instrument panel |
| 1 | 1 | | 1 | A7AZ 2814-A | Clip (cable to cable support bracket) |
| | | 1 | | 8M 2814-A | Clip (cable to cable support bracket) |
| 1 | | | | 33770-S4 | (M-89-K)-nut (cable clip to floor pan)-at accel. stop-5/16"-18 |
| 1 | | 1 | | 33769-S2 | (M-89-J)-nut (cable clip to floor pan)-at column-1/4"-20 |
| | | 1 | | 33769-S2 | (M-89-J)-nut (cable clip to cable bracket)-at floor pan-1/4"-20 |
| | 1 | | | 33770-S4 | (M-89-K)-nut (cable clip to dash)-5/16"-18 |
| | 1 | | | ★ 53717-S2 | Screw (cable clip to dash) |
| | 1 | | 1 | 1J 2849-A | Spacer (control sides)-27/32" long |
| 1 | | | | D2TZ 2853-C | Cable (brake) |
| | 1 | | | D2TZ 2853-B | Cable (brake)-49" long |
| | | 1 | | D1TZ 2853-B | Cable (brake)-58 1/4" long |
| | | | 1 | D3TZ 2853-B | Cable (brake)- # D4TA 2853-AA-45" long |
| | | 1 | | ★ 56303-S2 | Bolt (cable clip to cable bracket)-at floor pan-1/4"-20 x 3/4" |
| 2 | | 2 | | ★ 378869-S8 | Clip (cable to floor pan) |
| | 1 | | | ★ 337670-S8 | Clip (cable to dash panel) |
| 1 | 1 | 1 | 1 | C1TT 2857-M | Clevis (bellcrank to camshaft)-external thread-use w/C1TT 2857-L |
| 1 | 1 | 1 | 1 | C1TT 2857-L | Clevis (bellcrank to camshaft)-internal thread-use w/C1TT 2857-M |
| | | 1 | | ★ C1TT 4487-A | Bracket (cable support)-on floor pan |

1973/79
TRUCK SERIES 100/500

| | | | | PARTS LIST NO. 3 | |
|----|----|----|----|------------------|---|
| 3A | 3B | 3C | 3D | PART NUMBER | DESCRIPTION |
| 1 | | 1 | 1 | B9T 2614-B | Drum (brake)-9" x 2"-4 3/4" bolt circle |
| 1 | | 1 | 1 | B9TT 2614-A | Drum (brake)-9" x 3"-4 3/4" bolt circle |
| | 1 | | | B9TT 2614-B | Drum (brake)-9" x 3"-5 1/2" bolt circle |
| 4 | | | 4 | 43089-S7-8 | (B-228-H)-bolt (drum to trans. flange)-1/2"-13 x 1"-use with 1410 or 1480 universal joint |
| 2 | 2 | 2 | 2 | B9T 2620-C | Lining (brake)-9" x 3" |
| 2 | 2 | 2 | 2 | B9T 2634-A | Spring (brake release)-3 1/4" free length |
| 1 | 1 | 1 | 1 | B9TZ 2A636-A | Plate (brake support)- # 308674 |
| 4 | | 4 | 4 | 379027-S2 | (BB-194-M)-bolt (brake and shields to trans. retainer)-1/2"-13 x 1 9/16" |
| 4 | | 4 | 4 | 55697-S8 | (M-89-F)-nut (brake and shields to trans. retainer)-1/2"-13 |
| 2 | | 2 | 2 | C3TZ 2648-A | Band & lining assy. (brake)-9" x 2" |
| 2 | 2 | 2 | 2 | B9Q 2648-A | Band & lining assy. (brake)-9" x 3" |
| 1 | | | | C8TZ 2A656-A | Rod (control to bellcrank) |
| | 1 | | | C8TZ 2A656-E | Rod (control to bellcrank) |
| | | 1 | | C7TZ 2A656-B | Rod (control to bellcrank)-3 29/32" long |
| | | | 1 | C8TZ 2A656-D | Rod (control to bellcrank)-4 7/8" long |
| 1 | 1 | | | C7TZ 2A663-B | Bellcrank-3 13/32" and 3 7/8" hole centers |
| | | 1 | | C5TZ 2A663-B | Bellcrank-3 1/4" and 3 3/4" hole centers |
| | | | 1 | B9TZ 2A663-A | Bellcrank-3 7/32" and 3 29/32" hole centers |
| 2 | | | | ★ 378056-S2 | Flatwasher (bellcrank stud to trans.) |
| | 1 | 1 | 1 | ★ 373780-S2 | Flatwasher (bellcrank stud to trans.) |
| 1 | 1 | 1 | 1 | 34033-S18 | (M-11)-nut (bellcrank stud to trans.)-9/16"-18 |
| 1 | 1 | 1 | 1 | 72035-S7-8 | (N-51)-pin (bellcrank stud nut to trans.)-cotter |
| 1 | 1 | 1 | 1 | 372066-S | (WW-73)-stud (bellcrank to trans.) |
| 1 | 1 | | 1 | ★ C1TT 2A701-A | Pipe (brake drain)-1/8" pipe x 3 1/8" long with 1/8"-27 pipe thread-in (7049) retainer |
| 1 | | 1 | 1 | C1TT 2A703-D | Shield (brake drum)-R.H.-10" O.D. |
| 1 | | 1 | 1 | C1TT 2A704-D | Shield (brake drum)-L.H.-10" O.D. |
| | 1 | | | C9TZ 2A703-A | Shield (brake drum) |
| 4 | | | 4 | 34809-S8 | (X-68)-lockwasher (drum shields to trans. retainer)-use with 9" x 3" brake |
| 4 | | | 4 | 380952-S100 | (MM-11-C)-nut (drum shields to trans. retainer)-1/2"-13 -use with 9" x 3" brake |
| 1 | | | 1 | C7TZ 2A707-A | Support (control) |
| | 1 | | | C8TZ 2A707-A | Support (control) |
| | | 1 | | C7TZ 2A707-B | Support (control) |
| 2 | 2 | 2 | 2 | ★ 58634-S2 | Bolt (control support to trans.)-3/8"-16 x 1" |
| 2 | 2 | 2 | 2 | 351385-S7 | (XX-158)-flatwasher (control support to trans.) |
| 1 | 1 | 1 | 1 | B9TZ 2A710-D | Camshaft & lever assy. (brake) |
| 1 | 1 | 1 | 1 | B9T 2749-A | Spring (brake adjusting) |
| 1 | 1 | 1 | 1 | C5TZ 2780-C | Control (brake) |
| 2 | 2 | 2 | 2 | 58637-S2 | (B-86-A)-bolt (control to support)-3/8"-16 x 1 3/4" |
| 4 | 4 | 4 | 4 | 351385-S7 | (XX-158)-flatwasher (control to support) |
| 2 | 2 | 2 | 2 | 351385-S7 | (XX-158)-flatwasher (control and bellcrank to rod) |
| 2 | 2 | 2 | 2 | 370770-S | (XX-140-X)-flatwasher (control sides) |
| 2 | 2 | 2 | 2 | 34987-S4 | (M-89-CF)-nut (control to support)-3/8"-16 |
| 2 | 2 | 2 | 2 | 72035-S7-8 | (N-51)-pin (control and bellcrank to rod)-cotter |
| 1 | 1 | | | C1TT 2857-M | Clevis (bellcrank to camshaft)-external thread-use w/C1TT 2857-L (280 series) or 97012-S (380 series) |
| | | 1 | 1 | C1TT 2857-M | Clevis (bellcrank to camshaft)-external thread-use with 97012-S |
| 1 | | | | C1TT 2857-L | Clevis (bellcrank to camshaft)-internal thread-use w/C1TT 2857-M |
| | 1 | 1 | 1 | 97012-S | (F-2)-clevis (bellcrank to camshaft)-internal thread-use w/C1TT 2857-M |
| 2 | 2 | 2 | 2 | 73896-S7-8 | (N-6-A)-pin (bellcrank to camshaft)-clevis |
| 2 | 2 | 2 | 2 | 72035-S7-8 | (N-51)-pin (bellcrank to camshaft)-cotter |

1973/79
TRUCK SERIES 100/500

| | | | | PARTS LIST NO. 8 | |
|----|----|----|--|------------------|--|
| 8A | 8B | 8C | | PART NUMBER | DESCRIPTION |
| 1 | 1 | | | 01T 2614 | Drum (brake) |
| | | 1 | | B9T 2614-A | Drum (brake)-9" x 2"-3 3/4" bolt circle |
| 4 | 4 | | | 350609-S8 | (BB-834)-bolt (brake drum to trans. flange)-7/16"-20 x 1 5/8" |
| | 4 | | | 34808-S8 | (X-67)-lockwasher (brake drum to trans. flange)-7/16" |
| | 4 | | | 34671-S8 | (M-67)-nut (brake drum to trans. flange)-7/16"-20 |
| 1 | 1 | | | 01T 2616 | Boit (brake band adjusting)-5/16"-18 x 1 3/4" |
| 2 | 2 | | | 8J 2620-A | Lining (brake)-7 7/8" x 2 1/2"-7 rivet holes |
| 1 | 1 | | | 8J 2620-B | Lining (brake)-7 7/8" x 2 1/2"-6 rivet holes |
| 1 | 1 | | | 01T 2630 | Link (brake to trans.) |
| 1 | | | | 34807-S8 | (X-66)-lockwasher (brake link to bracket)-3/8" |
| 1 | | | | 33799-S2 | (M-52)-nut (brake link to bracket)-3/8"-16 |
| 2 | | | | 72035-S7-8 | (N-51)-pin (brake link stud and brake adjusting rod cams)-cotter |
| 2 | 2 | | | 8J 2632 | Cam (brake band) |
| 1 | 1 | | | ★ 73928-S8 | Pin (brake cams)-clevis |
| | 1 | | | 72035-S7-8 | (N-51)-pin (brake adjusting rod cams)-cotter |
| 2 | 2 | | | B5QH 2634-A | Spring (brake release) |
| | | 2 | | B9T 2634-A | Spring (brake release)-3 1/4" free length |
| | | 1 | | B9TZ 2A636-A | Plate (brake support)- # 308674 |
| | | 4 | | ★ 382794-S2 | Bolt (brake and shield to trans.)-1/2"-13 x 1 1/2" |
| | 1 | | | 34807-S8 | (X-66)-lockwasher (brake assy. to trans.)-3/8" |
| | | 4 | | 34809-S8 | (X-68)-lockwasher (brake and shield to trans.)-1/2" |
| | | 4 | | 55697-S8 | (M-89-F)-nut (brake and shield to trans.)-1/2"-13 |
| | 1 | | | 72035-S7-8 | (N-51)-pin (brake assy. to trans.)-cotter |
| | 4 | | | ★ 57644-S2 | Screw (brake assy. to trans.) |
| 1 | 1 | | | 01T 2640 | Spring (brake band support) |
| 1 | 1 | | | C9TZ 2642-A | Rod (brake band adjusting) |
| 1 | 1 | | | B7T 2648-B | Band & lining assy. |
| | | 2 | | C3TZ 2648-A | Band & lining assy. (brake)-9" x 2" |
| 1 | 1 | | | 34808-S8 | (X-67)-lockwasher (brake band assy. to adjusting rod)-7/16" |
| 2 | 2 | | | 34670-S7-8 | (M-54)-nut (brake band assy. to adjusting rod)-7/16"-14 |
| 1 | 1 | | | 44730-S8 | (X-26)-washer (brake band assy. to adjusting rod) |
| 1 | 1 | | | 2649 | Bracket (brake cable support)-refer to 2A664 |
| | | 1 | | D2TZ 2649-B | Bracket (brake cable support) |
| | | 2 | | ★ 57646-S2 | Screw (cable support bracket to trans.) |
| 1 | | | | D2TZ 2654-B | Bracket (brake to trans.) |
| | 1 | | | 01T 2654 | Bracket (brake to trans.) |
| 1 | 1 | | | 34805-S8 | (X-62)-lockwasher (brake bracket to brake band) |
| 2 | 2 | | | 33795-S7 | (M-49)-nut (brake bracket to brake band)-1/4"-20 |
| 1 | 1 | | | ★ 31225-S8 | Screw (brake bracket to brake band) |
| 2 | | | | ★ 57646-S2 | Screw (brake assy. to trans.) |
| | | 1 | | C5TZ 2A663-A | Bellcrank-3 3/4" hole centers |
| | | 1 | | 34033-S18 | (M-11)-nut (bellcrank to trans.)-9/16"-18 |
| | | 1 | | 72035-S7-8 | (N-51)-pin (bellcrank stud)-cotter |
| | | 1 | | 376197-S | (WW-73-B)-stud (bellcrank to trans.) |
| 1 | | | | B3TZ 2A664-A | Support (cable) |
| | 1 | | | A1TZ 2A664-A | Support (cable) |
| 2 | | | | ★ 57644-S2 | Screw (cable support to trans.) |
| | 2 | | | ★ 57635-S2 | Screw (cable support to trans.) |
| | | 1 | | C1TT 2A703-D | Shield (brake drum)-R.H.-10" O.D. |
| | | 1 | | C1TT 2A704-D | Shield (brake drum)-L.H.-10" O.D. |
| | | 1 | | B9TZ 2A710-D | Camshaft & lever assy. |
| 1 | 1 | | | 2A712 | Clevis (cable to brake assy.)-refer to 2854 |
| | | 1 | | 2A712 | Clevis (cable to bellcrank)-refer to 2857 |
| | | 1 | | B9T 2749-A | Spring (brake adjusting) |
| | | 2 | | C5TZ 2A750-A | Spacer (bellcrank stud to trans.)-37/64" I.D. x 1 1/4" O.D. x 23/64" thick |

Continued on next page

1973/79
TRUCK SERIES 100/500

| PARTS LIST NO. 8 — Cont'd | | | | PART NUMBER | DESCRIPTION |
|---------------------------|----|----|--|-------------|--|
| 8A | 8B | 8C | | | |
| 1 | 1 | 1 | | B7J 2780-A | Control |
| 2 | 2 | 2 | | ★ 56326-S2 | Bolt (control to mounting bracket)-5/16"-18 x 2" |
| 2 | 2 | 2 | | 33770-S4 | (M-89-K)-nut (control to mounting bracket)-5/16"-18 |
| 1 | 1 | 1 | | 1J 2795-A | Bracket (control mounting) |
| 2 | 2 | 1 | | ★ 58636-S2 | Bolt (control bracket to body)-3/8"-16 x 1 1/2" |
| 2 | 2 | 2 | | ★ 304683-S2 | Bolt (control bracket to body)-5/16"-24 x 1" |
| 4 | 4 | 4 | | 351385-S7 | (XX-158)-flatwasher (control bracket to body) |
| 2 | 2 | 2 | | 34806-S7 | (X-54)-lockwasher (control bracket to body)-5/16" |
| 2 | 2 | 2 | | 34987-S4 | (M-89-CF)-nut (control bracket to body)-lock-3/8"-16 |
| 1 | 1 | 1 | | 8M 2814 | Clip (cable to dash panel) |
| 1 | | 1 | | 8M 2814 | Clip (cable to cable support or support bracket) |
| 1 | 1 | 1 | | ★ 56322-S2 | Bolt (cable clip to body)-5/16"-18 x 1" |
| 1 | 1 | 1 | | 33770-S4 | (M-89-K)-nut (cable clip to body)-5/16"-18 |
| 1 | 1 | | | 01T 2837 | Stud (brake link)-1 1/2" long |
| 2 | 2 | 2 | | 1J 2849-A | Spacer (control to mounting bracket)-27/32" long |
| 1 | | 1 | | D2TZ 2853-D | Cable (brake)-100 1/2" long |
| | 1 | | | C9TZ 2853-C | Cable (brake)-96" long |
| | 1 | | | 377937-S | (BB-210-B)-bolt (cable to cable support)-5/16"-24 x 1" |
| 2 | 2 | 2 | | ★ 377670-S8 | Clip (cable to body) |
| 2 | 2 | 2 | | 20386-S8 | (B-53)-bolt (cable to body)-5/16"-18 x 1" |
| 2 | 2 | 2 | | 33770-S4 | (M-89-K)-nut (cable to body)-5/16"-18 |
| 1 | 1 | | | 351648-S32 | (GG-150)-clip (cable to engine) |
| 1 | 1 | 1 | | 33923-S7 | (M-32)-nut (cable to control)-5/16"-24 |
| 1 | 1 | 1 | | ★ 357337-S | (FF-2)-pin (cable to control)-clevis |
| 1 | 1 | | | 8J 2854 | Clevis (cable to brake assy.) |
| 1 | 1 | | | ★ 73905-S8 | Pin (cable clevis to brake arm)-clevis |
| 1 | 1 | | | 33925-S7 | (M-33)-nut (cable clevis)-hex. jam-3/8"-24 |
| 1 | 1 | | | 72035-S7-8 | (N-51)-pin (cable clevis to brake arm)-cotter |
| | | 1 | | C1TT 2857-L | Clevis (cable to bellcrank) |
| | | 1 | | C1TT 2857-M | Clevis (bellcrank to camshaft)-external thread-use w/C1TT 2857-L |
| | | 1 | | C1TT 2857-L | Clevis (bellcrank to camshaft)-internal thread-use w/C1TT 2857-M |
| | | 1 | | ★ 375275-S2 | Flatwasher (cable clevis to bellcrank) |
| | | 1 | | 33800-S8 | (M-63)-nut (cable to cable clevis) |
| | | 1 | | 76007-S8 | (N-6)-pin (cable clevis to bellcrank)-clevis |
| | | 1 | | 72016-S | (N-44)-pin (cable clevis to bellcrank)-cotter |
| | | 2 | | 73896-S7-8 | (N-6-A)-pin (bellcrank to camshaft)-clevis |
| | | 2 | | 72035-S7-8 | (N-51)-pin (bellcrank to camshaft)-cotter |
| 1 | 1 | | | ★ 40 4208 | Lockwire (brake band adjusting bolt) |

1973/79
TRUCK SERIES 100/500

| PARTS LIST NO. 11 | | | |
|-------------------|-----|-----------------|--|
| 11A | 11B | PART NUMBER | DESCRIPTION |
| 1 | 1 | D3TZ 2614-A | Drum (brake)-9" x 3" |
| 4 | 4 | 385524-S2 | (BB-390-KG) Bolt (brake drum to trans. flange)-1/2"-13 x 1 7/16" |
| 4 | 4 | ★ 44879-S2 | Flatwasher (brake drum to trans. flange) |
| 4 | 4 | 55697-S8 | (M-89-F)-nut (brake drum to trans. flange)-1/2"-13 |
| 1 | 1 | D3TZ 2620-A | Lining (brake)-9" x 3" |
| 2 | 2 | B9T 2634-A | Spring (brake release)-3 1/4" free length |
| 1 | 1 | B9TZ 2A636-A | Plate (brake support)- # 308674 |
| 2 | 2 | D3HZ 2648-B | Band & lining assy. (brake)-9" x 3" |
| 1 | 1 | C7TZ 2A656-B | Rod (control to bellcrank)-3 29/32" long |
| | 1 | C8TZ 2A656-D | Rod (control to bellcrank)-4 7/8" long |
| 1 | 1 | C5TZ 2A663-B | Bellcrank-3 1/4" and 3 3/4" hole centers |
| | 1 | B9TZ 2A663-A | Bellcrank-3 7/32" and 3 29/32" hole centers |
| 1 | 1 | ★ 44880-S2 | Flatwasher (bellcrank to trans.) |
| 1 | 1 | 34033-S18 | (M-11)-nut (bellcrank stud to trans.)-slotted-9/16"-18 |
| 1 | 1 | 72035-S7-8 | (N-51)-pin (bellcrank stud nut to trans.)-cotter |
| 1 | 1 | 372066-S | (WW-73)-stud (bellcrank to trans.) |
| | 1 | ★ D3TA 2A701-AA | Pipe (brake drain)-1/8" pipe x 2 3/4" long with 1/8"-27 pipe thread-in (7049) retainer |
| 1 | 1 | C1TT 2A703-D | Shield (brake drum)-R.H.-10" O.D. |
| 1 | 1 | C1TT 2A704-D | Shield (brake drum)-L.H.-10" O.D. |
| 4 | 4 | 379027-S2 | (BB-194-M)-bolt (brake assy. and shield to trans. retainer)-1/2"-13 x 1 1/2" |
| 4 | 4 | 34809-S8 | (X-68)-lockwasher (brake assy. and shield to trans. retainer)-1/2" |
| 4 | 4 | 380952-S2 | (MM-11-B)-nut (brake assy. and shield to trans. retainer)-1/2"-13 |
| 1 | 1 | C7TZ 2A707-B | Support (control) |
| | 1 | C7TZ 2A707-A | Support (control) |
| 2 | 2 | ★ 58634-S2 | Bolt (control support to trans.)-3/8"-16 x 1" |
| 2 | 2 | ★ 44877-S2 | Flatwasher (control support to trans.) |
| 1 | 1 | B9TZ 2A710-D | Camshaft & lever assy. (brake) |
| 1 | 1 | B9T 2749-A | Spring (brake adjusting) |
| 1 | 1 | D3TZ 2780-B | Control (brake) |
| 2 | 2 | 58637-S2 | (B-86-A)-bolt (control to support)-3/8"-16 x 1 3/4" |
| 4 | 4 | ★ 44877-S2 | Flatwasher (control to support) |
| 2 | 2 | ★ 44877-S2 | Flatwasher (control and bellcrank to rod) |
| 2 | 2 | 370770-S | (XX-140-X)-flatwasher (control sides) |
| 2 | 2 | 34987-S4 | (M-89-CF)-nut (control to support)-3/8"-16 |
| 2 | 2 | 72035-S7-8 | (N-51)-pin (control and bellcrank to rod)-cotter |
| 1 | 1 | C1TT 2857-M | Clevis (bellcrank to camshaft)-external thread-use with 97012-S |
| 1 | 1 | 97012-S | (F-2)-clevis (bellcrank to camshaft)-internal thread-use w/C1TT 2857-M |
| 2 | 2 | 73896-S7-8 | (N-6-A)-pin (bellcrank to camshaft)-clevis |
| 2 | 2 | 72035-S7-8 | (N-51)-pin (bellcrank to camshaft)-cotter |

1973/79
TRUCK SERIES 100/500

| | | | | PARTS LIST NO. 12 | |
|-----|-----|--|---------------|--|--|
| 12A | 12B | | PART NUMBER | DESCRIPTION | |
| 1 | 1 | | C6AZ 2A602-A | Equalizer (brake) | |
| 1 | 1 | | 34443-S7-8 | (M-79)-nut (brake equalizer)-lock-5/16"-24 | |
| 1 | | | C8UZ 2A605-A | Lever (brake equalizer) | |
| 1 | | | 73896-S7-8 | (N-6-A)-pin (equalizer lever)-clevis | |
| 1 | | | 72035-S7-8 | (N-51)-pin (equalizer lever clevis pin)-cotter | |
| 1 | | | B7A 2628-B | Rod (equalizer lever) | |
| 1 | | | C8UZ 2A635-A | Cable (brake rear)-R.H.-E100-approx. 91" long | |
| 1 | | | C8UZ 2A635-B | Cable (brake rear)-L.H.-E100-approx. 69" long | |
| 1 | | | C8UZ 2A635-E | Cable (brake rear)-R.H.-E200-approx. 92" long | |
| 1 | | | C8UZ 2A635-F | Cable (brake rear)-L.H.-E200-approx. 70" long | |
| | 1 | | C8UZ 2A635-C | Cable (brake rear)-R.H.-105" W/B-approx. 93" long | |
| | 1 | | C8UZ 2A635-D | Cable (brake rear)-L.H.-105" W/B-approx. 70" long | |
| | 1 | | C8UZ 2A635-G | Cable (brake rear)-R.H.-123" W/B-approx. 111" long | |
| | 1 | | C8UZ 2A635-H | Cable (brake rear)-L.H.-123" W/B-approx. 88" long | |
| 2 | | | 383475-S100 | (RR-4-A)-retainer (rear brake cables to cross member) | |
| | 2 | | 383475-S100 | (RR-4-A)-retainer (rear cable to cross member bracket) | |
| 1 | | | ★ C8TZ 2649-A | Bracket (front cable support)-on cross member | |
| 1 | | | 20388-S8 | (B-80)-bolt (cable support bracket to cross member)-3/8"-16 x 1" | |
| 1 | | | 383406-S100 | (MM-173-MY)-nut (cable support bracket to cross member)-3/8"-16 | |
| 1 | 1 | | C8TZ 2A651-A | Spring (equalizer lever)-E100/200, (E300-123" W/B)-14 1/2" long | |
| | 1 | | C7TZ 2A651-A | Spring (equalizer)-105" W/B | |
| 1 | 1 | | C8TZ 2A709-A | Retainer (rear brake cable to cross member)-R.H. side only | |
| 1 | 1 | | C8UZ 2A711-C | Control (brake) | |
| 2 | 2 | | 56320-S4 | (B-318-GD)-bolt (control to instrument panel)-5/16"-18 x 7/8" | |
| | 2 | | ★ 44723-S2 | Flatwasher (control to instrument panel) | |
| 2 | 2 | | 34976-S4 | (M-89-CA)-nut (control to instrument panel)-lock-5/16"-18 | |
| 2 | 2 | | 57039-S2 | (B-340-B)-bolt (control to dash panel)-5/16"-18 x 15/16" | |
| 2 | | | C6TZ 2A790-A | Connector (for cable extension)-123" W/B | |
| 2 | | | C8TZ 2A793-A | Extension (equalizer)-123" W/B-approx. 17 1/2" long | |
| 1 | | | C8UZ 2853-A | Cable (brake front)-approx. 97" long | |
| | 1 | | C8UZ 2853-B | Cable (brake front)-approx. 104" long | |
| | 1 | | 20346-S8 | (B-50)-bolt (front cable clip to front cross member)-5/16"-18 x 3/4" | |
| | 1 | | 20346-S8 | (B-50)-bolt (front cable clip to side member) | |
| | 1 | | ★ 377875-S8 | Clip (front cable support)-on front cross member | |
| | 1 | | 375610-S100 | (GG-213)-clip (front cable support)-on side member | |
| | 2 | | 34976-S4 | (M-89-CA)-nut (front cable clips to front cross member and side member)-5/16"-18 | |
| | 1 | | 383475-S100 | (RR-4-A)-retainer (front cable to cross member bracket) | |
| 1 | | | 383475-S100 | (RR-4-A)-retainer (front brake cable to cable support bracket) | |

1973/79
TRUCK SERIES 100/500

| | | | | PARTS LIST NO. 13 | |
|-----|-----|-----|-----|-------------------|--|
| 13A | 13B | 13C | 13D | PART NUMBER | DESCRIPTION |
| 1 | 1 | | 1 | D3TZ 2614-A | Drum (brake)-9" x 3" |
| | | 1 | | B9TT 2614-A | Drum (brake)-9" x 3"-4 3/4" bolt circle |
| | 4 | | | 43089-S7-8 | (B-228-H)-bolt (brake assy. to trans. retainer)-1/2"-13 x 1" |
| 4 | 4 | | 4 | 385524-S2 | (BB-390-KG) Bolt (brake drum to trans. flange)-1/2"-13 x 1 7/16" |
| | | 4 | | 43089-S7-8 | (B-228-H)-bolt (drum to trans. flange)-use with 1480 u-joint-1/2"-13 x 1" |
| 4 | 4 | | 4 | 44879-S2 | (X-31-G)-Flatwasher (brake drum to trans. flange) |
| 4 | 4 | | 4 | 55697-S8 | (M-89-F) Nut (brake drum to trans. flange)-lock-1/2"-13 |
| 1 | 1 | | 1 | D3TZ 2620-A | Lining (brake)-9" x 3" |
| | | 2 | | B9T 2620-C | Lining (brake)-9" x 3" |
| 2 | 2 | 2 | 2 | B9T 2634-A | Spring (brake release)-3 1/4" free length |
| 1 | 1 | 1 | 1 | B9TZ 2A636-A | Plate (brake support)-# 308674 |
| | | 2 | | B9Q 2648-A | Band & lining assy.-9" x 3" |
| 2 | 2 | | 2 | D3HZ 2648-B | Band & lining assy.-9" x 3" |
| 1 | | | | C8TZ 2A656-A | Rod (control to bellcrank)-6 9/16" long |
| | 1 | | | C8TZ 2A656-E | Rod (control to bellcrank) |
| | | 1 | 1 | C7TZ 2A656-D | Rod (control to bellcrank) |
| 1 | 1 | 1 | 1 | C7TZ 2A663-B | Bellcrank-3 13/32" and 3 7/8" hole centers |
| 2 | | | | ★ 378056-S2 | Flatwasher (bellcrank stud to trans.) |
| | | 1 | | ★ 373780-S2 | Flatwasher (bellcrank stud to trans.) |
| | 1 | | 1 | ★ 44880-S2 | Flatwasher (bellcrank stud to trans.) |
| 1 | 1 | 1 | 1 | 34033-S18 | (M-11)-nut (bellcrank stud to trans.)-slotted-9/16"-18 |
| 2 | 2 | 2 | 2 | 73896-S7-8 | (N-6-A)-pin (bellcrank to camshaft)-clevis |
| 1 | 1 | 1 | 1 | 72035-S7-8 | (N-51)-pin (bellcrank nut to trans.)-cotter |
| 2 | 2 | 2 | 2 | 72035-S7-8 | (N-51)-pin (bellcrank to camshaft)-cotter |
| 1 | 1 | 1 | 1 | 372066-S | (WW-73)-stud (bellcrank to trans.) |
| 1 | 1 | | 1 | ★ D3TA 2A701-A | Pipe (brake drain)-1/8" pipe x 2 3/4" long with 1/8" - 27 pipe thread-in (7049) retainer |
| | | 1 | | ★ C1TT 2A701-A | Pipe (brake drain)-1/8" pipe x 3 1/8" long with 1/8"-27 pipe thread-in (7049) retainer |
| 1 | | 1 | 1 | C1TT 2A703-D | Shield (brake drum)-R.H.-10" O.D. |
| 1 | | 1 | 1 | C1TT 2A704-D | Shield (brake drum)-L.H.-10" O.D. |
| | 1 | | | C9TZ 2A703-A | Shield (brake drum) |
| 4 | | | 4 | 379027-S2 | (BB-194-M)-bolt (shield and brake to trans. retainer)-1/2"-13 x 1 9/16" |
| 4 | | 4 | 4 | 34809-S8 | (X-68)-lockwasher (shield and brake to trans. retainer)-1/2" |
| 4 | | 4 | 4 | 380952-S2 | (MM-11-B)-nut (shield and brake to trans. retainer)-1/2"-13 |
| | 4 | | | 379272-S7-8 | (UU-52-H)-screw (drum shield to trans. retainer)-1/4"-20 x 4/16" |
| 1 | | | | C7TZ 2A707-A | Support (control) |
| | 1 | | | C8TZ 2A707-A | Support (control) |
| | | 1 | 1 | C7TZ 2A707-B | Support (brake lever) |
| 2 | 2 | 2 | 2 | ★ 58634-S2 | Bolt (control support to trans.)-3/8"-16 x 1" |
| 2 | 2 | | 2 | ★ 44877-S2 | Flatwasher (control support to trans.) |
| | | 2 | | 351385-S7 | (XX-158)-flatwasher (control support to trans.) |
| 1 | 1 | 1 | 1 | B9TZ 2A710-D | Camshaft & lever assy. (brake) |
| 1 | 1 | 1 | 1 | B9T 2749-A | Spring (brake adjusting) |
| 1 | 1 | 1 | 1 | D3TZ 2780-B | Control (brake) |
| 2 | 2 | 2 | 2 | 58637-S2 | (B-86-A)-bolt (control to support)-3/8"-16 x 1 3/4" |
| 2 | 2 | 2 | 2 | ★ 44877-S2 | Flatwasher (control and bellcrank to rod) |
| 4 | 4 | | 4 | ★ 44877-S2 | Flatwasher (control to support) |
| | | 4 | | 351385-S7 | (XX-158)-flatwasher (control to support) |
| | | 2 | | 351385-S7 | (XX-158)-flatwasher (control and bellcrank to rod) |
| 2 | 2 | 2 | 2 | 370770-S | (XX-140-X)-flatwasher (control sides) |
| 2 | 2 | 2 | 2 | 34987-S4 | (M-89-CF)-nut (control to support)-3/8"-16 |
| 2 | 2 | 2 | 2 | 72035-S7-8 | (N-51)-pin (control and bellcrank to rod)-cotter |
| 1 | | | | C1TT 2857-M | Clevis (bellcrank to camshaft)-external thread-use w/C1TT 2857-L |
| 1 | | | | C1TT 2857-L | Clevis (bellcrank to camshaft)-internal thread-use w/C1TT 2857-M |
| | 1 | 1 | 1 | C1TT 2857-M | Clevis (bellcrank to camshaft)-external thread-use with 97012-S |
| | 1 | 1 | 1 | 97012-S | (F-2)-clevis (bellcrank to camshaft)-internal thread-use w/C1TT 2857-M |

1973/79
TRUCK SERIES 100/500

| PARTS LIST NO. 14 | | | | | |
|-------------------|-----|-----|-----|---------------|--|
| 14A | 14B | 14C | 14D | PART NUMBER | DESCRIPTION |
| 1 | 1 | 1 | 1 | C8SZ 2454-A | Pad (brake pedal)-#C8AA 2A647-A and C8SZ 2454-A-also serviced in assy.-group 2780 |
| 1 | 1 | 1 | 1 | C6AZ 2A602-A | Equalizer (brake) |
| 1 | 1 | 1 | | C7TZ 2A605-A | Lever (parking brake equalizer) |
| 1 | 1 | 1 | | B7A 2628-B | Rod (equalizer lever) |
| 1 | 1 | 1 | 1 | 34443-S7-8 | (M-79)-nut (equalizer lever rod to equalizer)-5/16"-24 2 |
| 2 | 2 | 2 | | 354135-S7-8 | (BB-155-A)-bolt (equalizer bracket to cross member)-3/8"-16 x 1 1/8" |
| 2 | 2 | 2 | | 383406-S100 | (MM-173-MY)-nut (equalizer bracket to cross member)-3/8"-16 |
| 1 | 1 | 1 | | 76007-S8 | (N-6)-pin (equalizer bracket to equalizer lever)-clevis |
| 1 | 1 | 1 | | 72016-7-8 | (N-44)-pin (equalizer bracket to equalizer lever)-cotter |
| 1 | | | | D3TZ 2A635-B | Cable (brake rear)-R.H.-57 1/4" long |
| 1 | | | | D3TZ 2A635-A | Cable (brake rear)-L.H.-65 3/4" long |
| | 1 | | | D3TZ 2A635-D | Cable (brake rear)-R.H.-57 3/4" long |
| | | 1 | | D3TZ 2A635-C | Cable (brake rear)-L.H.-67 13/32" long |
| | | 1 | | D3TZ 2A635-F | Cable (brake rear)-R.H.-76" long |
| | | | 1 | D3TZ 2A635-E | Cable (brake rear)-L.H.-82 5/16" long |
| | | | 1 | D3TZ 2A635-H | Cable (brake rear)-R.H.-73 13/32" long |
| | | | 1 | D3TZ 2A635-G | Cable (brake rear)-L.H.-79 13/32" long |
| 1 | | | | 20346-S8 | (B-50)-bolt (rear cable clip to fuel tank)-F100 (4 x 2)-116" W/B-w/o midship fuel tank-5/16"-18 x 3/4" |
| 1 | | | | ★ 379710-S8 | Clip (rear cable to fuel tank)-F100 (4 x 2)-116" W/B-w/o midship fuel tank |
| 1 | | | | 34976-S4 | (M-89-CA)-nut (rear cable clip to fuel tank)-F100 (4 x 2)-116" W/B-w/o midship fuel tank-5/16"-18 |
| 2 | 2 | 2 | 2 | 383475-S100 | (RR-4-A)-retainer (rear cable to cross member) |
| 1 | 1 | 1 | 1 | D4TZ 2K650-A | Boot (front cable at front floor pan) |
| 1 | | | | D2TZ 2A651-A | Spring (equalizer lever)-116" W/B-12 1/8" free length |
| 1 | | 1 | | D2TZ 2A651-B | Spring (equalizer lever)-133" W/B-27 1/2" free length |
| | | | 1 | D2TZ 2A651-C | Spring (equalizer)-22 1/2" free length |
| 2 | 2 | 2 | 2 | C7TZ 2A709-B | Retainer (rear cable to frame bracket)-3 21/32" long |
| 1 | 1 | 1 | 1 | D00Z 2760-A | Handle (brake release)-"BRAKE RELEASE"-also serviced in assy.-group 2780 |
| 1 | 1 | 1 | 1 | D3TZ 2780-A | Control assy. (brake)-incl. D00Z 2760-A handle and C8SZ 2454-A pad |
| 1 | 1 | 1 | 1 | ★ 56322-S2 | Bolt (control assy. to instrument panel)-5/16"-18 x 1" |
| 2 | 2 | 2 | 2 | 379930-S | (MM-173-M)-nut (control assy. to dash panel)-5/16"-18 |
| 1 | 1 | 1 | 1 | 34661-S8 | (M-107-F)-nut (control assy. to instrument panel)-5/16"-18 |
| 2 | 2 | 2 | | C6TZ 2A790-A | Connector (rear cable to extension)-133" W/B - "Before Ser. V80,001" |
| 2 | 2 | 2 | | C60Z 2A790-A | Connector (rear cable extension)-133" W/B - "From Ser. V80,001" |
| 2 | 2 | 2 | | C7TZ 2A793-B | Extension (rear cable)-133" W/B-15 3/4" long |
| | 1 | | | D0TZ 2853-A | Cable (brake front)-80 1/16" long - part time 4/W/D |
| | 1 | | | D4TZ 2853-K | Cable (brake front)-86" long-ful time 4/W/D |
| 1 | | 1 | | D0TZ 2853-A | Cable (brake front)-80 1/16" long- "Before Ser. T40,001" |
| 1 | | 1 | | D4TZ 2853-D | Cable (brake front)-80" long- "From Ser. T40,001" |
| | | 1 | | D0TZ 2853-B | Cable (brake front)-90 13/16" long- "Before Ser. T40,001" |
| | | 1 | | D4TZ 2853-E | Cable (brake front)-90 3/4" long- "From Ser. T40,001" |
| 1 | 1 | 1 | 1 | 20346-S8 | (B-50)-bolt (front cable clip to fuel tank)-5/16"-18 x 3/4"-units w/midship fuel tank |
| 1 | 1 | 1 | 1 | ★ 383901-S100 | Clip (front cable to front floor pan member)-units w/o midship fuel tank |
| 1 | 1 | 1 | 1 | ★ 379710-S8 | Clip (front cable to fuel tank)-units w/midship fuel tank |
| 1 | 1 | 1 | 1 | 34976-S4 | (M-89-CA)-nut (front cable clip to fuel tank)-units w/midship fuel tank-5/16"-18 |
| 1 | 1 | 1 | 1 | 383475-S100 | (RR-4-A)-retainer (front brake cable to control assy.) |
| 1 | 1 | 1 | 1 | 39909-S7 | (U-269-D)-screw (front cable clip to front floor pan member)-5/16"-18 x 3/4"-units w/o midship fuel tank |

1973/79
TRUCK SERIES 100/500

| | | | | PARTS LIST NO. 17 | |
|-----|-----|-----|-----|-----------------------------------|--|
| 17A | 17B | 17C | 17D | PART NUMBER | DESCRIPTION |
| 1 | 1 | 1 | 1 | C8SZ 2454-A | Pad (brake pedal)- #C8AA 2A647-A and C8SZ 2454-A-also serviced in assy.-group 2780 |
| 1 | 1 | 1 | 1 | C6AZ 2A602-A | Equalizer (parking brake) |
| 1 | 1 | 1 | 1 | 34443-S7-8 | (M-79)-nut (equalizer)-5/16"-24 |
| 1 | 1 | 1 | 1 | D4TZ 2K650-A | Boot (front cable at front floor pan) |
| 1 | | | | ★ D3TZ 2A635-K r/bD5TZ 2A635-C | Cable (brake rear)-R.H.-# Blue-77 1/4" long - "Before Ser. W40,001" |
| 1 | | | | ★ D3TZ 2A635-J r/bD5TZ 2A635-C | Cable (brake rear)-L.H.-# Green-77 1/4" long - "Before Ser. W40,001" |
| 2 | | | | D5TZ 2A635-C | Cable (brake rear) - 77 13/32" long - "From Ser. W40,001" |
| | 2 | 2 | 2 | C9TZ 2A635-A | Cable (brake rear)-R.H. and L.H.-75 21/64" long |
| 2 | | | | 383475-S100 | (RR-4-A)-retainer (rear brake cable to cross member) |
| 1 | | | | C7TZ 2A651-B | Spring (brake equalizer) |
| | 1 | 1 | | C5TZ 2A651-B | Spring (equalizer)-23 1/2" long |
| | | | 1 | D3TZ 2A651-A | Spring (equalizer)-8 1/8" long |
| 2 | | | | C7TZ 2A709-C | Retainer (rear brake cable)-R.H. and L.H.-5 21/32" long |
| | 2 | 2 | 2 | C7TZ 2A709-B | Retainer (rear cable to frame bracket) |
| 1 | 1 | 1 | 1 | D00Z 2760-A | Handle (brake release)-"BRAKE RELEASE"-also serviced in assy.-group 2780 |
| | 1 | | 1 | D3TZ 2780-A | Control assy. (exc. Model 84)-incl. D00Z 2760-A handle and C8SZ 2454-A pad |
| | 1 | | 1 | D3TZ 2780-A | Control assy. (Model 84)-incl. D00Z 2760-A handle and C8SZ 2454-A pad- "Before Ser. S20,001" |
| | 1 | | 1 | D0TZ 2780-A | Control assy. (Model 84)-incl. D00Z 2760-A handle and C8SZ 2454-A pad- "From Ser. S20,001" |
| 1 | | 1 | | D3TZ 2780-A | Control assy.-incl. D00Z 2760-A handle and C8SZ 2454-A pad |
| 1 | 1 | 1 | 1 | ★ 56322-S2 | Bolt (control assy. to instrument panel)-5/16"-18 x 1" |
| 1 | 1 | 1 | 1 | 34661-S8 | (M-107-F)-nut (control assy. to instrument panel)-5/16"-18 |
| 2 | 2 | 2 | 2 | 379930-S | (MM-173-M)-nut (control assy. to dash panel)-5/16"-18 |
| | | | 2 | C6TZ 2A790-A | Connector (rear cable to extension) - "Before Ser. V80,001" |
| | | | 2 | C60Z 2A790-A | Connector (rear cable to extension) - "From Ser. V80,001" |
| | | | 2 | C7TZ 2A793-A | Extension (rear cable)-23 1/2" long |
| 1 | | | | ★ D4TZ 2853-A r/bD4TZ 2853-J | Cable (brake front)-87 5/16" long-full time 4/W/D- "Before Ser. T80,001" |
| 1 | | | | D4TZ 2853-J | Cable (brake front)-87 1/4" long-full time 4/W/D- "From Ser. T80,001" |
| 1 | | | | C7TZ 2853-L | Cable (brake front)-87 5/16" long-part time 4/W/D- "Before Ser. T40,001" |
| 1 | | | | ★ D4TZ 2853-H r/bD4TZ 2853-J | Cable (brake front)-87 1/4" long-part time 4/W/D- "From Ser. T80,001" |
| | 1 | | 1 | D3TZ 2853-C | Cable (brake front)-89 5/16" long- "Before Ser. T40,001" |
| | 1 | | 1 | D4TZ 2853-G | Cable (brake front)-89 1/4" long- "From Ser. T40,001" |
| | | 1 | | D3TZ 2853-A | Cable (brake front)-92 11/32" long "Before Ser. T40,001" |
| | | 1 | | D4TZ 2853-F | Cable (brake front)-92 5/16" long- "From Ser. T40,001" |
| 1 | | | | 20346-S8 | (B-50)-bolt (front cable clip to cross member)-5/16"-18 x 3/4" |
| | 1 | 1 | 1 | 20346-S8 | (B-50)-bolt (front cable clip to cross member)-5/16"-18 x 3/4"-units w/o midship fuel tank |
| | 1 | 1 | 1 | 20346-S8 | (B-50)-bolt (front cable clip to fuel tank)-5/16"-18 x 3/4"-units w/midship fuel tank |
| 1 | | | | ★ 379710-S8 | Clip (front cable to cross member) |
| | 1 | 1 | 1 | ★ 379710-S8 | Clip (front cable to cross member)-units w/o midship fuel tank |
| | 1 | 1 | 1 | ★ 379710-S8 | Clip (front cable to fuel tank)-units w/midship fuel tank |
| 1 | | | | 34976-S4 | (M-89-CA)-nut (front cable clip to cross member)-5/16"-18 |
| | 1 | 1 | 1 | 34976-S4 | (M-89-CA)-nut (front cable clip to cross member)-units w/o midship fuel tank-5/16"-18 |
| | 1 | 1 | 1 | 34976-S4 | (M-89-CA)-nut (front cable clip to fuel tank)-units w/midship fuel tank-5/16"-18 |
| 1 | 1 | 1 | 1 | 383475-S100 | (RR-4-A)-retainer (brake cable to control assy.) |
| 1 | 1 | 1 | 1 | 383475-S100 | (RR-4-A)-retainer (front cable to cross member) |

1973/79
TRUCK SERIES 100/500

| | | | | PARTS LIST NO. 18 | |
|-----|-----|-----|-----|-------------------|--|
| 18A | 18B | 18C | 18D | PART NUMBER | DESCRIPTION |
| 1 | 1 | | | B9T 2614-B | Drum (brake)-9" x 2"-4 3/4" bolt circle |
| | | 1 | 1 | D3TZ 2614-A | Drum (brake)-9" x 3" |
| | | 4 | 4 | 385524-S2 | (BB-390-KG) bolt (brake drum to trans. flange)-1/2"-13 x 1 1/2" |
| | | 4 | 4 | ★ 44789-S2 | Flatwasher (brake drum to trans. flange) |
| | | 4 | 4 | 55697-S8 | (M-89-F)-nut (brake drum to trans. flange)-lock-1/2"-13 |
| | | 1 | 1 | D3TZ 2620-A | Lining (brake)-9" x 3" |
| 2 | 2 | 2 | 2 | C9TZ 2630-A | Link (control to bellcrank)-2 25/32" hole centers |
| 1 | 1 | 1 | 1 | ★ 76185-S8 | Pin (control links to bellcrank)-clevis |
| 1 | 1 | 1 | 1 | 72035-S7-8 | (N-51)-pin (control links to bellcrank)-cotter |
| 2 | 2 | 2 | 2 | B9T 2634-A | Spring (brake release)-3 1/4" free length |
| 1 | 1 | 1 | 1 | B9TZ 2A636-A | Plate assy. (brake support)- # 308674 |
| 4 | 4 | | | 43089-S7-8 | (B-228-H)-bolt (brake to driveshaft)-1/2"-13 x 1"-use with 055 or 1410 universal joint |
| 2 | 2 | | | C3TZ 2648-A | Band & lining assy. (brake)-9" x 2" |
| | | 2 | 2 | D3HZ 2648-B | Band & lining assy. (brake) - 9" x 3" |
| 1 | | 1 | | C4TZ 2A663-A | Bellcrank-3 1/4" and 3 3/4" hole centers |
| | 1 | | 1 | C7TZ 2A663-A | Bellcrank-3 7/8" hole centers |
| 1 | 1 | | | ★ 373780-S2 | Flatwasher (bellcrank stud to trans.) |
| | | 1 | 1 | ★ 44880-S2 | Flatwasher (bellcrank stud to trans.) |
| 1 | 1 | 1 | 1 | 383992-S2 | (MM-68-K)-nut (bellcrank stud to trans.)-slotted-9/16"- 18 |
| 2 | 2 | 2 | 2 | 73896-S7-8 | (N-6-A)-pin (bellcrank to camshaft)-clevis |
| 2 | 2 | 2 | 2 | 72035-S7-8 | (N-51)-pin (bellcrank to camshaft)-cotter |
| 1 | 1 | 1 | 1 | 72035-S7-8 | (N-51)-pin (bellcrank stud to trans.)-cotter |
| 1 | 1 | 1 | 1 | 372066-S | (WW-73)-stud (bellcrank to trans.) |
| | | | 1 | ★ D3TA 2A701-AA | Pipe (brake drain)-1/8" pipe x 2 3/4" long with 1/8"-27 pipe thread-in (7049) retainer |
| 1 | 1 | 1 | 1 | C1TT 2A703-D | Shield (brake drum)-R.H.-10" O.D. |
| 1 | 1 | 1 | 1 | C1TT 2A704-D | Shield (brake drum)-L.H.-10" O.D. |
| 4 | 4 | 4 | 4 | 379027-S2 | (BB-194-M)-bolt (shield and brake to trans. retainer)-1/2"-13 x 1 9/16" |
| | | 4 | 4 | 34809-S8 | (X-68)-lockwasher (shield and brake to trans. retainer)-1/2" |
| 4 | 4 | | | 55697-S8 | (M-89-F)-nut (shield and brake to trans. retainer)-1/2"-13 2 |
| 1 | 1 | 1 | 1 | B9TZ 2A710-D | Camshaft & lever assy. (brake) |
| 1 | 1 | 1 | 1 | B9T 2749-A | Spring (brake adjusting) |
| 1 | 1 | 1 | 1 | C7TZ 2780-B | Control (brake) |
| 2 | | 2 | | ★ 58634-S2 | Bolt (control to trans.)-3/8"-16 x 1" |
| | 2 | | 2 | 58635-S2 | (B-82-A)-bolt (control to lever support)-3/8"-16 x 1 1/4" |
| | 4 | | | 351385-S7 | (XX-158)-flatwasher (control to lever support) |
| | | 2 | | ★ 44877-S2 | Flatwasher (control to trans.) |
| | | | 4 | ★ 44877-S2 | Flatwasher (control to lever support) |
| 2 | | | | 351385-S7 | (XX-158)-flatwasher (control to trans.) |
| | 2 | | 2 | 34987-S4 | (M-89-CF)-nut (control to lever support)-3/8"-16 |
| 1 | 1 | 1 | 1 | ★ 76232-S8 | Pin (control to links)-clevis |
| 1 | 1 | 1 | 1 | 72035-S7-8 | (N-51)-pin (control to links)-cotter |
| | 1 | | 1 | C7TZ 2797-A | Bracket (control support) |
| | 2 | | 2 | ★ 58634-S2 | Bolt (control support to trans.)-3/8"-16 x 1" |
| | 2 | | | 351385-S7 | (XX-158)-flatwasher (control support to trans.) |
| | | | 2 | ★ 44877-S2 | Flatwasher (control support to trans.) |
| 1 | 1 | 1 | 1 | C1TT 2857-M | Clevis (bellcrank to camshaft)-external thread-use with 97012-S |
| 1 | 1 | 1 | 1 | 97012-S | (F-2)-clevis (bellcrank to camshaft)-internal thread-use W/C1TT 2857-M |

1973/79
TRUCK SERIES 100/500

| | | | | PARTS LIST NO. 19 | |
|-----|-----|-----|---|-------------------|--|
| 19A | 19B | 19C | | PART NUMBER | DESCRIPTION |
| 1 | | | | B9T 2614-B | Drum (brake)-9" x 2"-4 3/4" bolt circle |
| | 1 | | | B9TT 2614-A | Drum (brake)-9" x 3"-4 3/4" bolt circle |
| | | 1 | | D3TZ 2614-A | Drum (brake)-9" x 3" |
| | | 4 | | 385524-S2 | (BB-390-KG) bolt (brake drum to trans. flange)-1/2"-13 x 1 7/16" |
| | | 4 | | ★ 44879-S2 | Flatwasher (brake drum to trans. flange) |
| | | 4 | | 55697-S8 | (M-89-F)-nut (brake drum to trans. flange)-lock-1/2"-13 |
| | 2 | | | B9T 2620-C | Lining (brake)-9" x 3" |
| | | 1 | | D3TZ 2620-A | Lining (brake)-9" x 3" |
| 2 | 2 | 2 | | C7TZ 2630-C | Link (control to bellcrank)-diesel engines-4 3/4" hole centers |
| 2 | 2 | 2 | | C7TZ 2630-D | Link (control to bellcrank)-gas engines-3 9/16" hole centers |
| 1 | 1 | 1 | | ★ 76185-S8 | Pin (control links to bellcrank)-clevis |
| 1 | 1 | 1 | | 72035-S7-8 | (N-51)-pin (control links to bellcrank)-cotter |
| 2 | 2 | 2 | | B9T 2634-A | Spring (brake release)-3 1/4" free length |
| 1 | 1 | 1 | | B9TZ 2A636-A | Plate assy. (brake support)- # 308674 |
| 4 | 4 | | | 43089-S7-8 | (B-228-H)-bolt (brake to driveshaft)-1/2"-13 x 1"-use with 055, 1410 or 1480 universal joint |
| 2 | | | 2 | C3TZ 2648-A | Band & lining assy. (brake)-9" x 2" |
| | | | | D3HZ 2648-B | Band & lining assy. (brake)-9" x 3" |
| | 2 | | | B9Q 2648-A | Band & lining assy. (brake)-9" x 3" |
| 1 | 1 | 1 | | C4TZ 2A663-B | Bellcrank-3 27/32" and 3 7/8" hole centers |
| 2 | 2 | 2 | | ★ 378056-S2 | Flatwasher (bellcrank stud to trans.) |
| 1 | 1 | 1 | | 383992-S2 | (MM-68-K)-nut (bellcrank stud to trans.)-slotted-9/16"-1 8 |
| 2 | 2 | 2 | | 73896-S7-8 | (N-6-A)-pin (bellcrank to camshaft)-clevis |
| 2 | 2 | 2 | | 72035-S7-8 | (N-51)-pin (bellcrank to camshaft)-cotter |
| 1 | 1 | 1 | | 72035-S7-8 | (N-51)-pin (bellcrank stud to trans.)-cotter |
| 1 | 1 | 1 | | 372066-S | (WW-73)-stud (bellcrank to trans.) |
| | 1 | | | ★ C1TT 2A701-A | Pipe (brake drain)-1/8" pipe x 3 1/8" long with 1/8"-27 pipe thread-in (7049) retainer |
| | | 1 | | ★ D3TA 2A701-AA | Pipe (brake drain)-1/8" pipe x 2 3/4" long with 1/8"-27 pipe thread-in (7049) retainer |
| 1 | 1 | 1 | | C1TT 2A703-D | Shield (brake drum)-R.H.-10" O.D. |
| 1 | 1 | 1 | | C1TT 2A704-D | Shield (brake drum)-L.H.-10" O.D. |
| 4 | 4 | 4 | | 379027-S2 | (BB-194-M)-bolt (shield and brake to trans. retainer)-1/2"-13 x 1 9/16" |
| | | 4 | | 34809-S8 | (X-68)-lockwasher (shields and brake to trans. retainer)-1/2" |
| 4 | 4 | | | 55697-S8 | (M-89-E)-nut (shield and brake to trans. retainer)-1/2"-13 9 |
| 1 | 1 | 1 | | B9TZ 2A710-D | Camshaft & lever assy. (brake) |
| 1 | 1 | 1 | | B9T 2749-A | Spring (brake adjusting) |
| 1 | 1 | 1 | | C7TZ 2780-B | Control (brake) |
| 2 | 2 | 2 | | 58635-S2 | (B-82-A)-bolt (control to control support)-3/8"-16 x 1 1/4" |
| 4 | 4 | | | 351385-S7 | (XX-158)-flatwasher (control to control support) |
| | | 4 | | ★ 44877-S2 | Flatwasher (control to control support) |
| 2 | 2 | 2 | | 34987-S4 | (M-89-CF)-nut (control to control support)-3/8"-16 |
| 1 | 1 | 1 | | ★ 76232-S8 | Pin (control to links)-clevis |
| 1 | 1 | 1 | | 72035-S7-8 | (N-51)-pin (control to links)-cotter |
| 1 | 1 | 1 | | C8TZ 2797-A | Bracket (brake drum support)-w/diesel engine |
| 1 | 1 | 1 | | C7TZ 2797-A | Bracket (brake drum support)-w/gas engine |
| 2 | 2 | 2 | | ★ 58634-S2 | Bolt (control support to trans.)-3/8"-16 x 1" |
| 2 | 2 | | | 351385-S7 | (XX-158)-flatwasher (control support to trans.) |
| | | 2 | | ★ 44877-S2 | Flatwasher (control support to trans.) |
| 1 | 1 | 1 | | C1TT 2857-L | Clevis (bellcrank to camshaft)-internal thread-use w/C1TT 2857-M |
| 1 | 1 | 1 | | C1TT 2857-M | Clevis (bellcrank to camshaft)-external thread-use w/C1TT 2857-L |

1973/79
TRUCK SERIES 100/500

| | | | | PARTS LIST NO. 20 | |
|-----|-----|-----|-----|-------------------|--|
| 20A | 20B | 20C | 20D | PART NUMBER | DESCRIPTION |
| 1 | 1 | | | B9T 2614-B | Drum (brake)-9" x 2"-4 3/4" bolt circle |
| | | 1 | 1 | D3TZ 2614-A | Drum (brake)-9" x 3" |
| | | 4 | 4 | 385524-S2 | (BB-390-KG) bolt (brake drum to trans. flange)-1/2"-13 x 1 7/16" |
| | | 4 | 4 | ★ 44789-S2 | Flatwasher (brake drum to trans. flange) |
| | | 4 | 4 | 55697-S8 | (M-89-F)-nut (brake drum to trans. flange)-lock-1/2"-13 |
| | | 1 | 1 | D3TZ 2620-A | Lining (brake)-9" x 3" |
| 2 | | 2 | | C7TZ 2630-B | Link (control to bellcrank)-3 1/16" hole centers |
| 1 | | 1 | | ★ 76185-S8 | Pin (control links to bellcrank)-clevis |
| 1 | | 1 | | 72035-S7-8 | (N-51)-pin (control links to bellcrank)-cotter |
| 2 | 2 | 2 | 2 | B9T 2634-A | Spring (brake release)-3 1/4" free length |
| 1 | 1 | 1 | 1 | B9TZ 2A636-A | Plate assy. (brake support)-# 308674 |
| 4 | 4 | | | 43089-S7-8 | (B-228-H)-bolt (brake to driveshaft)-1/2"-13 x 1"-use with 055 or 1410 universal joint |
| 2 | 2 | | | C3TZ 2648-A | Band & lining assy. (brake)-9" x 2" |
| | | | 2 | D3HZ 2648-B | Band & lining assy. (brake)-9" x 3" |
| | 1 | | 1 | C8TZ 2A656-G | Rod (control lever to bellcrank)-4 19/32" long |
| | | | 2 | ★ 44877-S2 | Flatwasher (control rod to control and bellcrank) |
| 1 | | 1 | | C4TZ 2A663-A | Bellcrank-3 1/4" and 3 3/4" hole centers-offset in one leg |
| | 1 | | 1 | C5TZ 2A663-B | Bellcrank-3 1/4" and 3 3/4" hole centers-offset in both legs |
| 1 | 1 | | | ★ 373780-S2 | Flatwasher (bellcrank stud to trans.) |
| | | 1 | 1 | ★ 44880-S2 | Flatwasher (bellcrank stud to trans.) |
| 1 | | 1 | | 383992-S2 | (MM-68-K)-nut (bellcrank stud to trans.)-slotted-9/16"-18 9 |
| 2 | 2 | 2 | 2 | 73896-S7-8 | (N-6-A)-pin (bellcrank to camshaft)-clevis |
| 2 | 2 | 2 | 2 | 72035-S7-8 | (N-51)-pin (bellcrank to camshaft)-cotter |
| 1 | 1 | 1 | 1 | 72035-S7-8 | (N-51)-pin (bellcrank stud to trans.)-cotter |
| 1 | 1 | 1 | 1 | 372066-S | (WW-73)-stud (bellcrank to trans.) |
| 1 | 1 | 1 | 1 | C1TT 2A703-D | Shield (brake drum)-R.H.-10" O.D. |
| 1 | 1 | 1 | 1 | C1TT 2A704-D | Shield (brake drum)-L.H.-10" O.D. |
| 4 | 4 | 4 | 4 | 379027-S2 | (BB-194-M)-bolt (shield and brake to trans. retainer)-1/2"-13 x 1 1/2" |
| | | 4 | 4 | 34809-S8 | (X-68)-lockwasher (shields and brake to trans. retainer)-1/2" |
| 4 | 4 | | | 55697-S2 | (M-89-F)-nut (shield and brake to trans. retainer)-1/2" - 13 |
| | | 4 | 4 | 380952-S2 | (MM-11-B)-nut (shields and brake to trans. retainer)-1/2"-13 |
| | 1 | | 1 | C7TZ 2A707-B | Support (control) |
| | 2 | | 2 | ★ 58634-S2 | Bolt (control support to trans.)-3/8"-16 x 1" |
| | 2 | | | 351385-S7 | (XX-158)-flatwasher (control support to trans.) |
| | | | 2 | ★ 44877-S2 | Flatwasher (control support to trans.) |
| 1 | 1 | 1 | 1 | B9TZ 2A710-D | Camshaft & lever assy. (brake) |
| 1 | 1 | 1 | 1 | B9T 2749-A | Spring (brake adjusting) |
| 1 | | 1 | | C7TZ 2780-B | Control (brake) |
| | 1 | | | C5TZ 2780-C | Control (brake) |
| | | | 1 | D3TZ 2780-B | Control (brake) |
| 2 | | 2 | | ★ 58634-S2 | Bolt (control to trans.)-3/8"-16 x 1" |
| | 2 | | 2 | 58637-S2 | (B-86-A)-bolt (control to support)-3/8"-16 x 1 3/4" |
| 2 | | | | 351385-S7 | (XX-158)-flatwasher (control to trans.) |
| | 4 | | | 351385-S7 | (XX-158)-flatwasher (control to support) |
| | 2 | | | 351385-S7 | (XX-158)-flatwasher (control and bellcrank to rod) |
| | 2 | | 2 | 370770-S | (XX-140-X)-flatwasher (control sides) |
| | | 2 | | ★ 44877-S2 | Flatwasher (control to trans.) |
| | | | 4 | ★ 44877-S2 | Flatwasher (control to support) |
| | 2 | | 2 | 34987-S4 | (M-89-CF)-nut (control to support)-3/8"-16 |
| 1 | | 1 | | ★ 76232-S8 | Pin (control to links)-clevis |
| 1 | | 1 | | 72035-S7-8 | (N-51)-Pin(control to links)-cotter |
| | 2 | | 2 | 72035-S7-8 | (N-51)-Pin (control and bellcrank to rod)-cotter |
| 1 | 1 | 1 | 1 | C1TT 2857-M | Clevis (bellcrank to camshaft)-external thread-use with 97012-S |
| 1 | 1 | 1 | 1 | 97012-S | (F-2)-clevis (bellcrank to camshaft)-internal thread-use w/C1TT 2857-M |

1973/79
TRUCK SERIES 100/500

| | | | | PARTS LIST NO. 26 | |
|-----|-----|-----|-----|-------------------|--|
| 26A | 26B | 26C | 26D | PART NUMBER | DESCRIPTION |
| | | 1 | 1 | ★ C4TA 2596-A | Clamp (brake cable to control) |
| 1 | | 1 | | D3TZ 2614-A | Drum (brake)-9" x 3" |
| | 1 | | 1 | D3TZ 2614-B | Drum (brake)-10" x 3" |
| 4 | 4 | 4 | 4 | 385524-S2 | (BB-390-KG) bolt (brake drum to trans. flange)-1/2"-13 x 1 1/2" |
| 4 | 4 | 4 | 4 | ★ 44879-S2 | Flatwasher (brake drum to trans. flange) |
| 4 | 4 | 4 | 4 | 55697-S8 | (M-89-F)-nut (brake drum to trans. flange)-lock-1/2"-13 |
| 1 | | 1 | | D3TZ 2620-A | Lining (brake)-9" x 3" |
| | 1 | | 1 | D3TZ 2620-B | Lining (brake)-10" x 3" |
| 2 | | 2 | | B9T 2634-A | Spring (brake release)-3 1/4" free length |
| | 2 | | 2 | C1TT 2634-A | Spring (brake release)-2 3/4" free length |
| 1 | | 1 | | B9TZ 2A636-A | Plate (brake support)-# 308674-9" x 3" |
| | 1 | | 1 | D3TZ 2A636-A | Plate (brake support)-10" x 3" |
| 2 | | 2 | | D3HZ 2648-B | Band & lining assy. (brake)-9" x 3" |
| | 2 | | 2 | D3HZ 2648-A | Band & lining assy. (brake)-10" x 3" |
| 1 | 1 | 1 | 1 | D3TZ 2649-A | Bracket (cable support)-# D3TA 2649-CA |
| 1 | 1 | 1 | 1 | ★ 58636-S2 | Bolt (cable support bracket to trans.)-3/8"-16 x 1 1/2" |
| 2 | 2 | 2 | 2 | 58638-S2 | (B-89-A)-bolt (cable support bracket to trans.)-3/8"-16 x 2" |
| 4 | 4 | 4 | 4 | ★ 44877-S2 | Flatwasher (cable support bracket to trans.)-at bolt head |
| 2 | 2 | 2 | 2 | 351415-S | (XX-128)-flatwasher (cable support bracket to trans.)-at trans. |
| 1 | 1 | 1 | 1 | 34987-S4 | (M-89-CF)-nut (cable support bracket to trans.)-lock-3/8"-16 |
| 1 | | 1 | | D3TZ 2A663-D | Bellcrank-# D3TA 2A663-DA-3 27/32" and 4" hole centers |
| | 1 | | 1 | D3TZ 2A663-B | Bellcrank-# D3TA 2A663-BA-3 27/32" and 4" hole centers |
| 1 | 1 | 1 | 1 | ★ 44880-S2 | Flatwasher (bellcrank to slotted nut) |
| 1 | 1 | 1 | 1 | 34033-S18 | (M-11)-nut (bellcrank to trans.)-slotted-9/16"-18 |
| 2 | | 2 | | ★ 76009-S8 | Pin (bellcrank to camshaft)-clevis |
| | 2 | | 2 | 354419-S100 | (NN-7-F)-pin (bellcrank to camshaft)-clevis |
| 2 | 2 | 2 | 2 | 72016-S7-8 | (N-44)-pin (bellcrank to camshaft)-cotter |
| 1 | 1 | 1 | 1 | 72035-S7-8 | (N-51)-pin (bellcrank to trans.)-cotter |
| 1 | 1 | 1 | 1 | 385555-S2 | (XX-193)-spacer (bellcrank to trans.) |
| 1 | 1 | 1 | 1 | 385554-S2 | (WW-73-AH) stud (bellcrank to trans.)-9/16"-12 - 18 x 2 9/32" |
| | | 2 | 2 | ★ C4TA 2A692-A | Spacer (control side-to-side) |
| 1 | 1 | 1 | 1 | ★ D3TA 2A701-AA | Pipe (brake drain)-1/8" pipe x 2 3/4" long with 1/8"-27 pipe thread-in (7049) retainer |
| 1 | | 1 | | C1TT 2A703-D | Shield (brake drum)-R.H.-10" O.D. |
| 1 | | 1 | | C1TT 2A704-D | Shield (brake drum)-L.H.-10" O.D. |
| | 1 | | 1 | D3TZ 2A703-A | Shield (brake drum)-R.H. |
| | 1 | | 1 | D3TZ 2A704-A | Shield (brake drum)-L.H. |
| 4 | 4 | 4 | 4 | 379027-S2 | (BB-194-M)-bolt (shield and brake to trans. retainer)-1/2"-13 x 1 9/16" |
| 4 | 4 | 4 | 4 | 34809-S8 | (X-68)-lockwasher (shield and brake to trans. retainer)-1/2" |
| 4 | 4 | 4 | 4 | 380952-S2 | (MM-11-B)-nut (shield and brake to trans. retainer)-1/2"-13 |
| 1 | | 1 | | B9TZ 2A710-D | Camshaft & lever assy. (brake) |
| | 1 | | 1 | C1TZ 2A710-A | Camshaft (brake)-10" x 3" |
| | 1 | | 1 | 375206-S7-8 | (MM-173-E)-locknut (camshaft)-9/16"-12 |
| | 1 | | 1 | 44739-S8 | (X-39)-flatwasher (camshaft)-9/16" |
| 1 | 1 | 1 | 1 | C3TZ 2A712-A | Clevis (cable) |
| 1 | 1 | 1 | 1 | 33925-S7 | (M-33)-nut (cable clevis)-hex. jam-3/8"-24 |
| 1 | 1 | 1 | 1 | ★ 34110-S2 | Nut (cable clevis)-square-3/8"-24-use 33925-S7 |
| 1 | 1 | 1 | 1 | 359236-S13 | (NN-12)-pin (cable clevis)-clevis |
| 1 | 1 | 1 | 1 | 72035-S7-8 | (N-51)-pin (cable clevis)-cotter |
| 1 | 1 | | | ★ D3TZ 2780-C | Control (brake)-# D3TA 2780-GA-r/b D5TZ 2780-B |
| | | 1 | 1 | D2TZ 2780-A | Control (brake)-# D2TA 2780-AA |
| 2 | 2 | | | 56320-S4 | (B-318-GD)-bolt (control to instrument panel)-5/16"-18 x 3/4" |
| | | 1 | 1 | ★ 56321-S2 | Bolt (control to dash panel)-5/16"-18 x 7/8" |
| 4 | 4 | | | 33770-S4 | (M-89-K)-nut (control to instrument panel and dash panel)-5/16"-18 |
| | | 2 | 2 | 33770-S4 | (M-89-K)-nut (control to dash panel and control sides)-5/16"-18 |

Continued on next page

1973/79
TRUCK SERIES 100/500

| PARTS LIST NO. 26 — Cont'd | | | | | |
|----------------------------|-----|-----|-----|-----------------|---|
| 26A | 26B | 26C | 26D | PART NUMBER | DESCRIPTION |
| 1 | 1 | 1 | 1 | A7AZ 2814-A | Clip (cable to support bracket) |
| | 1 | | 1 | D3HZ 2816-A | Lever (brake camshaft)-10" x 3" |
| | | 1 | 1 | 1J 2849-A | Spacer (control sides) |
| | | 1 | 1 | ★ 56326-S2 | Bolt (control spacer to sides)-5/16"-18 x 2" |
| 1 | 1 | | | D3TZ 2853-D | Cable (brake)-52 5/8" long |
| | | 1 | 1 | D3TZ 2853-G | Cable (brake)-43 1/8" long |
| | | 1 | 1 | 56324-S | (B-318-GH)-bolt (brake cable to control)-5/16"-18 x 1 1/2" |
| | | 1 | 1 | ★ 56317-S | Bolt (cable clip to dash panel)-1/4"-20 x 4 1/8" |
| | | 1 | 1 | ★ 377670-S8 | Clip (cable to dash panel) |
| | | 1 | 1 | 33770-S4 | (M-89-K)-nut (brake cable to dash panel)-5/16"-18 |
| 1 | | 1 | | D3TZ 2857-A | Clevis (bellcrank to camshaft)-external thread-use w/C1TT 2857-L |
| 1 | | 1 | | C1TT 2857-L | Clevis (bellcrank to camshaft)-internal thread-use w/D3TZ 2857-A |
| | 2 | | 2 | 2857 | Clevis (bellcrank to camshaft)-use 97013-S8 and 385634-S8 |
| | 1 | | 1 | 385634-S8 | (FF-4)-clevis (bellcrank to camshaft)-external thread-use with 97013-S8 |
| | 1 | | 1 | 97013-S8 | (F-3)-clevis (bellcrank to camshaft)-internal thread-use with 385634-S8 |
| 1 | 1 | 1 | 1 | ★ D3TA 2A865-AA | Bracket (cable support strap)- # D3TA 2A865-AA |
| 1 | 1 | 1 | 1 | 20508-S8 | (B-110)-bolt (cable support strap bracket to trans.)-7/16"-14 x 1 3/4" |
| 1 | 1 | 1 | 1 | 34808-S8 | (X-67)-lockwasher (cable support strap bracket to trans.)-7/16" |
| 1 | 1 | 1 | 1 | ★ D3TA 2A866-AA | Strap (cable support bracket)- # D3TA 2A866-AA |
| 2 | 2 | 2 | 2 | ★ 58633-S2 | Bolt (cable support bracket strap)-3/8"-16 x 3/4" |
| 2 | 2 | 2 | 2 | ★ 44877-S2 | Flatwasher (cable support bracket strap) |
| 2 | 2 | 2 | 2 | 34987-S4 | (M-89-CF)-nut (cable support bracket strap)-lock-3/8"-16 |

1973/79
TRUCK SERIES 100/500

| PARTS LIST NO. 29 | | | | | |
|-------------------|-----|-----|-----|-----------------|---|
| 29A | 29B | 29C | 29D | PART NUMBER | DESCRIPTION |
| 1 | 1 | 1 | 1 | D3TZ 2614-A | Drum (brake)-9" x 3" |
| 1 | 1 | 1 | | D3TZ 2614-B | Drum (brake)-10" x 3" |
| 4 | 4 | 4 | 4 | 385524-S2 | (BB-390-KG) bolt (brake drum to trans. flange)-1/2"-13 x 1 7/16" |
| 4 | 4 | 4 | 4 | ★ 44879-S2 | Flatwasher (brake drum to trans. flange) |
| 4 | 4 | 4 | 4 | 55697-S8 | (M-89-F)-nut (brake drum to trans. flange)-lock-1/2"-13 |
| 1 | 1 | 1 | 1 | D3TZ 2620-A | Lining (brake)-9" x 3" |
| 1 | 1 | 1 | | D3TZ 2620-B | Lining (brake)-10" x 3" |
| 2 | 2 | | | 2630 | Link (control to bellcrank)-refer to group 2A666 in this parts list |
| | | 2 | | ★ D3TZ 2630-A | Link (control to bellcrank)-3 13/16" hole centers |
| | | | 2 | ★ D3TZ 2630-B | Link (control to bellcrank)-4 3/4" hole centers |
| 1 | 1 | 1 | 1 | ★ 76221-S2 | Pin (links to control)-clevis |
| 1 | 1 | 1 | 1 | 72016-S7-8 | (N-44)-pin (links to control)-cotter |
| 1 | 1 | 1 | 1 | ★ 76026-S8 | Pin (links to bellcrank)-clevis |
| 1 | 1 | 1 | 1 | 72016-S7-8 | (N-44)-pin (links to bellcrank)-cotter |
| 2 | 2 | 2 | 2 | B9T 2634-A | Spring (brake release)-3 1/4" free length-9" x 3" models |
| 2 | 2 | 2 | | C1TT 2634-A | Spring (brake release)-2 3/4" free length-10" x 3" models |
| 1 | 1 | 1 | 1 | B9TZ 2A636-A | Plate (brake support)-# 308674-9" x 3" models |
| 1 | 1 | 1 | | D3TZ 2A636-A | Plate (brake support)-10" x 3" models |
| 2 | 2 | 2 | 2 | D3HZ 2648-B | Band & lining assy. (brake)-9" x 3" models |
| 2 | 2 | 2 | | D3HZ 2648-A | Band & lining assy. (brake)-10" x 3" models |
| 1 | 1 | 1 | 1 | D3TZ 2A663-C | Bellcrank-9" x 3" models-# D3TA 2A663-CA-3 27/32" and 4" hole centers |
| 1 | 1 | 1 | | D3TZ 2A663-A | Bellcrank-10" x 3" models-# D3TA 2A663-AA-3 27/32" and 4" hole centers |
| 1 | 1 | 1 | 1 | ★ 44880-S2 | Flatwasher (bellcrank stud to trans.) |
| 1 | 1 | 1 | 1 | 34033-S18 | (M-11)-nut (bellcrank stud to trans.)-slotted-9/16"-18 |
| 2 | 2 | 2 | 2 | ★ 76009-S8 | Pin (bellcrank to camshaft)-clevis-9" x 3" models |
| 2 | 2 | 2 | | 354419-S100 | (NN-7-F)-pin (bellcrank to camshaft)-clevis-10" x 3" models |
| 2 | 2 | 2 | 2 | 72016-S7-8 | (N-44)-pin (bellcrank to camshaft)-cotter-9" x 3" models |
| 2 | 2 | 2 | | 72016-S7-8 | (N-44)-pin (bellcrank to camshaft)-cotter-10" x 3" models |
| 1 | 1 | 1 | 1 | 72035-S7-8 | (N-51)-pin (bellcrank stud to trans.)-cotter |
| 1 | 1 | 1 | 1 | 385555-S2 | (XX-193-C)-spacer (bellcrank stud to trans.)-9" x 3" |
| 1 | | | | 372066-S | (WW-73)-stud (bellcrank to trans.) |
| | 1 | 1 | 1 | 385554-S2 | (WW-73-AH) stud (bellcrank to trans.)-9/16" - 12-18 x 2 9/32" |
| 2 | | | | ★ D3TA 2A666-AA | Link (control to bellcrank)-5 5/16" hole centers |
| | 2 | | | ★ D3TA 2A666-JA | Link (control to bellcrank)-3 7/16" hole centers |
| 1 | | 1 | | ★ D3TA 2A701-AA | Pipe (brake drain)-1/8" pipe x 2 3/4" with 1/8"-27 pipe thread-in (7049) retainer |
| 1 | 1 | 1 | 1 | C1TT 2A703-D | Shield (brake drum)-R.H.-9" x 3" models-10" O.D. |
| 1 | 1 | 1 | 1 | C1TT 2A704-D | Shield (brake drum)-L.H.-9" x 3" models-10" O.D. |
| 1 | 1 | 1 | | D3TZ 2A703-A | Shield (brake drum)-R.H.-10" x 3" models-# D3TA 2A703-AA |
| 1 | 1 | 1 | | D3TZ 2A704-A | Shield (brake drum)-L.H.-10" x 3" models-# D3TA 2A704-AA |
| 4 | 4 | 4 | 4 | 379027-S2 | (BB-194-M)-bolt (shield and brake to trans. retainer)-1/2"-13 x 1 9/16" |
| 4 | 4 | 4 | 4 | 34809-S8 | (X-68)-lockwasher (shield and brake to trans. retainer)-1/2" |
| 4 | 4 | 4 | 4 | 380952-S2 | (MM-11-B)-nut (shield and brake to trans. retainer)-1/2"-13 |
| 1 | | | | D3TZ 2A707-C | Support (control)-# D3TA 2A707-BA - "Before Ser. X85,001" |
| 1 | | | | D7HZ 2A707-A | Support (control) - D7HT 2A707-AA- "From Ser. X85,001" |
| | 1 | | 1 | D3TZ 2A707-A | Support (control)-# D3TA 2A707-CA |
| | | 1 | | D3TZ 2A707-B | Support (control)-# D3TA 2A707-EA |
| 2 | 2 | 2 | 2 | ★ 58634-S2 | Bolt (control support to trans.)-3/8"-16 x 1" |
| 2 | 2 | 2 | 2 | ★ 44877-S2 | Flatwasher (control support to trans.) |
| 1 | 1 | 1 | 1 | B9TZ 2A710-D | Camshaft & lever assy. (brake)-9" x 3" models |
| 1 | 1 | 1 | | C1TZ 2A710-A | Camshaft (brake)-10" x 3" models |
| 1 | 1 | 1 | | 375206-S7-8 | (MM-173-E)-locknut (camshaft)-9/16"-12-10" x 3" models |
| 1 | 1 | 1 | | 44739-S8 | (X-39)-flatwasher (camshaft)-9/16"-10" x 3" models |
| 1 | 1 | 1 | 1 | D3TZ 2780-B | Control (brake) |
| 2 | 2 | 2 | 2 | 58637-S2 | (B-86-A)-bolt (control to control support)-3/8"-16 x 1 3/4" |
| 2 | 2 | 2 | 2 | 370770-S | (XX-140-X)-flatwasher (between control sides) |

Continued on next page

1973/79
TRUCK SERIES 100/500

PARTS LIST NO. 29 — Cont'd

| 29A | 29B | 29C | 29D | PART NUMBER | DESCRIPTION |
|-----|-----|-----|-----|-------------|---|
| 4 | 4 | 4 | 4 | ★ 44877-S2 | Flatwasher (control to control support) |
| 2 | 2 | 2 | 2 | 34987-S4 | (M-89-CF)-nut (control to control support)-lock-3/8"-16 |
| 1 | 1 | 1 | | D3HZ 2816-A | Lever (brake camshaft)-10" x 3" models |
| 1 | 1 | 1 | 1 | D3TZ 2857-A | Clevis (bellcrank to camshaft)-external thread-use w/C1TT 2857-L-9" x 3" models |
| 1 | 1 | 1 | 1 | C1TT 2857-L | Clevis (bellcrank to camshaft)-internal thread-use w/D3TZ 2857-A 9" x 3" models |
| 1 | 1 | 1 | | 385634-S8 | (FF-4)-clevis (bellcrank to camshaft)-external thread-use with 98013-S8-10" x 3" models |
| 1 | 1 | 1 | | 97013-S8 | (F-3)-clevis (bellcrank to camshaft)-internal thread-use with 385634-S8-10" x 3" models |

1973/79
TRUCK SERIES 100/500

| | | | | PARTS LIST NO. 32 | |
|-----|-----|-----|--|-------------------|---|
| 32A | 32B | 32C | | PART NUMBER | DESCRIPTION |
| 1 | 1 | 1 | | D3TZ 2614-B | Drum (brake)-10" x 3" |
| 4 | 4 | 4 | | 385524-S2 | (BB-390-KG)-bolt (brake drum to trans. flange)-1/2"-13 x 1 1/2" |
| 4 | 4 | 4 | | 44879-S2 | Flatwasher (brake drum to trans. flange) |
| 4 | 4 | 4 | | 55697-S8 | (M-89-F)-nut (brake drum to trans. flange)-1/2"-13 |
| 1 | 1 | 1 | | D3TZ 2620-B | Lining (brake)-10" x 3" |
| 2 | 2 | 2 | | C1TT 2634-A | Spring (brake release)-2 3/4" free length |
| 1 | 1 | 1 | | D3TZ 2A636-A | Plate (brake support) |
| 2 | 2 | 2 | | D3HZ 2648-A | Band & lining assy. (brake) |
| 1 | | | | C7TZ 2A656-B | Rod (control to bellcrank)-3 29/32" long |
| | 1 | | | C8TZ 2A656-D | Rod (control to bellcrank)-4 7/8" long |
| | | 1 | | C8TZ 2A656-A | Rod (control to bellcrank)-6 9/16" long |
| 2 | 2 | 2 | | 351385-S7 | (XX-158)-flatwasher (rod to control and bellcrank) |
| 2 | 2 | 2 | | 72035-S7-8 | (N-51)-pin (rod to control and bellcrank) |
| 1 | 1 | | | D3TZ 2A663-B | Bellcrank- # D3TA 2A663-BA-3 27/32" and 4" hole centers |
| | | 1 | | D3TZ 2A663-A | Bellcrank- # D3TA 2A663-AA-3 27/32" and 4" hole centers |
| 1 | 1 | | | 385554-S2 | (WW-73-AH)-stud (bellcrank to trans.)-9/16"-12-18 x 2 9/32" |
| | | 1 | | 372066-S | (WW-73)-stud (bellcrank to trans.)-9/16"-12-18 x 1 13/16" |
| 1 | 1 | | | 385555-S2 | (XX-193-C)-spacer (bellcrank stud to trans.) |
| 1 | 1 | 1 | | ★ 44880-S2 | Flatwasher (bellcrank stud to trans.)-9/16" |
| 1 | 1 | 1 | | 34033-S18 | (M-11)-nut (bellcrank stud to trans.)-slotted-9/16"-18 |
| 1 | 1 | 1 | | 72035-S7-8 | (N-51)-pin (bellcrank stud to trans.)-cotter |
| 1 | 1 | 1 | | D3TZ 2A703-A | Shield (brake drum)-R.H.- # D3TA 2A703-AA |
| 1 | 1 | 1 | | D3TZ 2A704-A | Shield (brake drum)-L.H.- # D3TA 2A704-AA |
| 4 | 4 | 4 | | 379027-S2 | (BB-194-M)-bolt (shield and brake to trans. retainer)-1/2"-13 x 1 9/16" |
| 4 | 4 | 4 | | 34809-S2 | (X-68)-lockwasher (shield and brake to trans. retainer) |
| 4 | 4 | 4 | | 380952-S2 | (MM-11-B)-nut (shield and brake to trans. retainer) |
| | 1 | 1 | | C7TZ 2A707-A | Support (control) |
| 1 | | | | C7TZ 2A707-B | Support (control) |
| 2 | 2 | 2 | | ★ 44877-S2 | Flatwasher (control support to trans.) |
| 2 | 2 | 2 | | ★ 58634-S2 | Bolt (control support to trans.)-3/8"-16 x 1" |
| 1 | 1 | 1 | | C1TZ 2A710-A | Camshaft (brake) |
| 1 | 1 | 1 | | 375206-S7-8 | (MM-173-E)-nut (camshaft)-lock-9/16"-12 |
| 1 | 1 | 1 | | 44739-S8 | (X-39)-flatwasher (camshaft)-9/16" |
| 1 | 1 | 1 | | 385634-S8 | (FF-4)-clevis (bellcrank to lever)-external thread-use with 97013-S8 |
| 1 | 1 | 1 | | 97013-S8 | (F-3)-clevis (bellcrank to lever)-internal thread-use with 385634-S8 |
| 2 | 2 | 2 | | 354419-S100 | (NN-7-F)-pin (bellcrank to lever)-clevis-3/8" x 1 1/16" |
| 2 | 2 | 2 | | 72016-S7-8 | (NN-44)-pin (bellcrank to lever)-cotter |
| 1 | 1 | 1 | | D3TZ 2780-B | Control (brake) |
| 2 | 2 | 2 | | 370770-S2 | (XX-140-X)-spacer (control to support) |
| 2 | 2 | 2 | | 58637-S2 | (B-86-A)-bolt (control to support)-3/8"-16 x 1 3/4" |
| 4 | 4 | 4 | | ★ 44877-S2 | Flatwasher (control to support) |
| 2 | 2 | 2 | | 34987-S4 | (M-89-CF)-nut (control to support)-lock-3/8"-16 |
| 1 | 1 | 1 | | D3HZ 2816-A | Lever (brake) |

1973/79
TRUCK SERIES 100/500

| | | PARTS LIST NO. 34 | |
|-----|-----|-------------------|--|
| 34A | 34B | PART NUMBER | DESCRIPTION |
| 1 | 1 | C8SZ 2454-A | Pad (brake pedal)- #C8AA 2A647-A and C8SZ 2454-A-also serviced in assy. group 2780 |
| 1 | 1 | D4TZ 2530-A | Bracket (equalizer)-rear |
| 1 | 1 | 383475-S100 | (RR-4-A)-retainer (equalizer to bracket)-7/16" |
| 1 | 1 | C6AZ 2A602-A | Equalizer (brake) |
| 1 | | C7TZ 2A605-A | Lever (parking brake equalizer) |
| 1 | | B7A 2628-B | Rod (equalizer lever) |
| 1 | 1 | 34443-S7-8 | (M-79)-nut (equalizer lever rod to equalizer)-5/16"-24 |
| 1 | | D4TZ 2631-A | Bracket (equalizer)-front |
| 2 | | 354135-S7-8 | (BB-155-A)-bolt (equalizer bracket to cross member)-3/8"-16 x 1 1/8" |
| 2 | | 383406-S100 | (MM-173-MY)-nut (equalizer bracket to cross member)-3/8"-16 |
| 1 | | 76007-S8 | (N-6)-pin (equalizer bracket to equalizer lever)-clevis |
| 1 | | 72016-S7-8 | (N-44)-pin (equalizer bracket to equalizer lever)-cotter |
| 1 | | D3TZ 2A635-B | Cable (brake rear)-R.H.-57 1/4" long |
| 1 | | D3TZ 2A635-A | Cable (brake rear)-L.H.-65 3/4" long |
| | 1 | D4TZ 2A635-C | Cable (brake rear)-R.H.-56 3/4" long |
| | 1 | D4TZ 2A635-B | Cable (brake rear)-L.H.-66 1/4" long |
| 1 | 1 | ★379780-S2 | Clip (rear cable to fuel tank)-w/midship fuel tank |
| 1 | 1 | 20346-S8 | (B-50)-bolt (rear cable clip to fuel tank)-w/midship fuel tank-5/16"-18 x 3/4" |
| 1 | 1 | 34976-S4 | (M-89-CA)-nut (rear cable clip to fuel tank)-w/midship fuel tank-5/16"-18 |
| 2 | 2 | 383475-S100 | (RR-4-A)-retainer (rear cable to cross member) |
| 1 | 1 | D4TZ 2K650-A | Boot (front cable at front floor pan) |
| 1 | | D2TZ 2A651-A | Spring (equalizer lever)-138" W/B-12 1/8" free length |
| 1 | | D2TZ 2A651-B | Spring (equalizer lever)-155" W/B-27 1/2" free length |
| | 1 | D3TZ 2A651-A | Spring (equalizer lever)-148" W/B-8 1/8" free length |
| | 1 | D2TZ 2A651-C | Spring (equalizer lever)-155" W/B-22 1/2" free length |
| 2 | 2 | C7TZ 2A709-C | Retainer (rear cable to frame bracket)-5 7/8" long |
| 1 | 1 | D00Z 2760-A | Handle (brake release) - "BRAKE RELEASE" - also serviced in assy. - group 2780 |
| 1 | 1 | D3TZ 2780-A | Control assy. (brake)-incl. D00Z 2760-A handle and C8SZ 2454-A pad |
| 1 | 1 | ★56322-S2 | Bolt (control assy. to instrument panel)-5/16"-18 x 1" |
| 1 | 1 | 34661-S8 | (M-107-F)-nut (control assy. to instrument panel)-5/16"-18 |
| 2 | 2 | 379930-S | (MM-173-M)-nut (control assy. to dash panel)-5/16"-18 |
| 2 | 2 | C6TZ 2A790-A | Connector (rear cable to extension)-155" W/B - "Before Ser. V80,001" |
| 2 | 2 | C60Z 2A790-A | Connector (rear cable to extension) - 155" W/B - "From Ser. V80,001" |
| 2 | 2 | C7TZ 2A793-A | Extension (rear cable)-155" W/B-23 1/2" long |
| 1 | | D4TZ 2853-B | Cable (brake front)-106 1/2" long |
| | 1 | D4TZ 2853-C | Cable (brake front)-111 13/16" long-H/D brakes |
| 2 | 2 | ★383901-S100 | Clip (front cable to front floor pan member) |
| 2 | 2 | 39909-S7 | (U-269-D)-screw (front cable to front floor pan member)-5/16"-18 x 3/4" |

1973/79
TRUCK SERIES 100/500

| | | | | PARTS LIST NO. 35 | |
|-----|-----|-----|--|-------------------|--|
| 35A | 35B | 35C | | PART NUMBER | DESCRIPTION |
| 1 | 1 | 1 | | C8SZ 2454-A | Pad (brake pedal)- #C8AA 2A647-A-also serviced in assy.-group 2780 |
| 1 | 1 | 1 | | C6AZ 2A602-A | Equalizer (brake) |
| 1 | 1 | 1 | | 34443-S7-8 | (M-79)-nut (equalizer to front brake cable) |
| 2 | | 2 | | C9TZ 2A635-A | Cable (brake rear)-R.H. and L.H.-75 21/64" long |
| | 1 | | | D3TZ 2A635-M | Cable (brake rear)-R.H.-94 9/16" long |
| | 1 | | | D3TZ 2A635-L | Cable (brake rear)-L.H.-94 9/16" long |
| 2 | 2 | 2 | | 383475-S100 | (RR-4-A)-retainer (rear cable to cross member) |
| 1 | 1 | 1 | | D4TZ 2K650-A | Boot (front cable at front floor pan) |
| 1 | | | | C7TZ 2A651-B | Spring (equalizer)-16 1/4" free length |
| | 1 | | | C9TZ 2A651-A | Spring (equalizer)-14 1/8" free length |
| | | 1 | | D3TZ 2A651-A | Spring (equalizer)-8 1/8" free length |
| 2 | | 2 | | C7TZ 2A709-B | Retainer (rear cable to frame bracket)-3 21/32" long |
| | 2 | | | C7TZ 2A709-C | Retainer (rear cable to frame bracket)-5 21/32" long |
| 1 | 1 | 1 | | D00Z 2760-A | Handle (brake release) - "BRAKE RELEASE" - also serviced in assy.-group 2780 |
| 1 | 1 | 1 | | D3TZ 2780-A | Control assy. (brake)-incl. D00Z 2760-A handle and C8SZ 2454-A pad |
| 1 | 1 | 1 | | ★ 56322-S2 | Bolt (control assy. to instrument panel)-5/16"-18 x 1" |
| | | | | 34661-S8 | (M-107-F)-nut (control assy. to instrument panel)-5/16"-18 |
| 2 | 2 | 2 | | 379930-S | (MM-173-M)-nut (control assy. to dash panel)-5/16"-18 |
| 2 | | 2 | | C6TZ 2A790-A | Connector (rear cable to extension) - "Before Ser. V80,001" |
| 2 | | 2 | | C60Z 2A790-A | Connector (rear cable to extension) - "From Ser. V80,001" |
| 2 | | | | D3TZ 2A793-A | Extension (rear cable)-13 1/8" long |
| | | 2 | | D3TZ 2A793-B | Extension (rear cable)-29 5/16" long |
| 1 | | 1 | | D3TZ 2853-C | Cable (brake front)-89 5/16" long |
| | 1 | | | D3TZ 2853-C | Cable (brake front)-89 5/16" long (1973/74) |
| | 1 | | | D4TZ 2853-J | Cable (brake front)-87 1/4" long (1975) |
| 1 | | 1 | | 20346-S8 | (B-50)-bolt (front cable clip to fuel tank)-5/16"-18 x 3/4"-units w/midship fuel tank |
| 1 | 1 | 1 | | 20346-S8 | (B-50)-bolt (front cable clip to cross member)-5/16"-18 x 3/4"-units w/o midship fuel tank |
| 1 | | | | ★ 383901-S100 | Clip (front cable to floor pan member)-units w/o midship fuel tank |
| 1 | | 1 | | ★ 379710-S8 | Clip (front cable to fuel tank)-units w/midship fuel tank |
| | | 1 | | ★ 379710-S8 | Clip (front cable to cross member)-units w/o midship fuel tank |
| | 1 | | | 34976-S4 | (M-89-CA)-nut (front cable clip to cross member)-5/16"-18 |
| 1 | | 1 | | 34976-S4 | (U-89-CA)-nut (front cable clip to cross member)-5/16"-18-units w/o midship fuel tank |
| 1 | | 1 | | 34976-S4 | (M-89-CA)-nut (front cable clip to fuel tank)-5/16"-18-units w/o fuel tank |
| 1 | 1 | 1 | | 383475-S100 | (RR-4-A)-retainer (front brake cable to control assy.) |

1973/79
TRUCK SERIES 100/500

| | | | | PARTS LIST NO. 36 | |
|-----|-----|-----|-----|-------------------|--|
| 36A | 36B | 36C | 36D | PART NUMBER | DESCRIPTION |
| 1 | 1 | | | D5UZ 2530-A | Bracket(front cable to body)-124" W/B |
| 2 | 2 | | | 384871-S2 | (UU-52-AM)-screw(cable bracket to body)-124" W/B-5/16"-18 x 1" |
| 1 | 1 | 1 | 1 | C6AZ 2A602-A | Equalizer(brake) |
| 1 | 1 | 1 | 1 | 34443-S7-8 | (M-79)-nut(equalizer rod to equalizer)- 5/16"-24 |
| 1 | 1 | | | 76007-S8 | (N-6)-pin(bracket to lever)-clevis |
| 1 | 1 | | | 72016-S7-8 | (N-44)-pin(bracket to lever)-cotter |
| 1 | 1 | | | B7A 2628-B | Rod(equalizer lever) |
| 1 | 1 | | | 354135-S7-8 | (BB-155-A)-bolt(equalizer bracket)-124" W/B-3/8"-16 x 1 1/8" |
| 1 | 1 | | | 383406-S100 | (MM-173-MY)-nut(equalizer bracket)- 124" W/B-3/8"-16 |
| 2 | 2 | | | 354135-S7-8 | (BB-155-A)-bolt(equalizer lever)- 138" W/B-3/8"-16 x 1 1/8" |
| 2 | 2 | | | 383406-S100 | (MM-173-MY)-nut(equalizer bracket)- 138" W/B-3/8"-16 |
| 1 | 1 | | | D5UZ 2A635-C | Cable(brake rear)-R.H.-55 1/4" long |
| 1 | 1 | | | D5UZ 2A635-D | Cable(brake rear)-L.H.-67 3/4" long |
| | | 1 | 1 | D5UZ 2A635-A | Cable(brake rear)-R.H.-58" long |
| | | 1 | 1 | D5UZ 2A635-B | Cable(brake rear)-L.H.-69" long |
| 1 | 1 | 1 | 1 | ★ 383901-S100 | Clip(rear cable to body) |
| 1 | 1 | 1 | 1 | 383184-S2 | (UU-52-AD)-screw(rear cable to body)- 1/4"-20 x 3/4" |
| | | 1 | 1 | D3TZ 2A651-A | Spring(equalizer lever) |
| 1 | 1 | 1 | 1 | C7TZ 2A709-B | Retainer(rear cable to body) |
| 1 | 1 | 1 | 1 | D00Z 2760-A | Handle(brake release)- "Brake Release"-also serviced in assy.-group 2780 |
| 1 | 1 | 1 | 1 | D5UZ 2780-A | Control brake |
| 1 | 1 | 1 | 1 | ★ 57030-S2 | Bolt(control to instrument panel) |
| 1 | 1 | 1 | 1 | ★ 353807-S | Nut(control to instrument panel)- weld-1/4"-20 |
| 2 | 2 | 2 | 2 | 379930-S | (MM-173-M)-nut(control to dash panel)- 5/16"-18 |
| 1 | 1 | | | C6TZ 2A790-A | Connector(rear cable to extension)-138" W/B |
| 1 | 1 | | | D5UZ 2853-B | Cable(brake front)-W/B-123 1/2" long |
| 1 | 1 | 1 | 1 | D5UZ 2853-C | Cable(brake front)-138" W/B-138 1/4" long |
| | | | 1 | D5UZ 2853-D | Cable(brake front)-158" W/B-158 9/32" long |
| 2 | 2 | 2 | 2 | ★ 377671-S8 | Clip(front cable to body) |
| 2 | 2 | 2 | 2 | 55981-S2 | (U-254-E)-screw(front cable to body)- 1/4"-14 x 1/2" |

1973/79
TRUCK SERIES 100/500

| | | | | PARTS LIST NO. 37 | |
|-----|--|--|--|-------------------|--|
| 37A | | | | PART NUMBER | DESCRIPTION |
| | | | | D3TZ 2614-A | Drum(brake)-9" x 3" |
| 1 | | | | 385524-52 | (BB-390-KG)-Bolt(brake drum to trans. flange)-1/2"-13 x 1 1/2" |
| 4 | | | | 44879-S2 | (X-31-G)-Flatwasher(brake drum to trans flange) |
| 4 | | | | 55697-S8 | (M-89-F)-Nut (brake drum to trans flange) |
| 4 | | | | D3TZ 2620-A | Lining(brake)-9" x 3" |
| 2 | | | | B9T 2634-A | Spring(brake release)-3 1/4" free length |
| 2 | | | | B9TZ 2A636-A | Plate (brake support)-# 308674 |
| 1 | | | | D3HZ 2648-B | Band & lining assy-9" x 3" |
| 2 | | | | D3TZ 2649-B | Bracket (parking brake cable support)-"Before Ser. W20,001" |
| 1 | | | | D5HZ 2649-A | Bracket (parking brake cable support)-"From Ser. W20,001" |
| 1 | | | | 58636-S2 | (B-85-D)-Bolt (parking brake cable support)-3/8"-16 x 1 1/2" |
| 1 | | | | 351385-S7 | (XX-158)-Flatwasher |
| 2 | | | | 34987-S4 | (M-89-CF)-Nut-3/8"-16 |
| 1 | | | | C4TZ 2A663-A | Bellcrank |
| 1 | | | | 372066-S | (WW-73)-Stud(bellcrank to trans)-9/16"-18 x 1 3/16" |
| 1 | | | | 373781-S | (XX-214-A)-Flatwasher (stud to bellcrank) |
| 1 | | | | 34033-S8 | (M-11)-Nut(stud to bellcrank)-9/16"-18 |
| 1 | | | | 72035-S7-8 | (N-51)-Pin(stud to bellcrank)-cotter |
| 1 | | | | 58638-S2 | (B-89-A)-Bolt (parking brake bracket to trans.)-3/8-16 X 2" |
| 1 | | | | 351385-S7 | (XX-158)-Flatwasher(bolt parking brake bracket) |
| 1 | | | | ★ D3TA 2A692-AA | Spacer(parking brake cable support)-improvise |
| 1 | | | | C1TT 2A703-D | Shield(brake drum)-R.H. |
| 1 | | | | C1TT 2A704-D | Shield(brake drum)-L.H. |
| 1 | | | | 379027-S2 | (BB-194-M)-Bolt(shield to brake to trans)-1/2"-13 X 1 1/2" |
| 4 | | | | 55697-S8 | (M-89-F)-Nut(shield to brake to trans)-1/2-13 |
| 4 | | | | B9TZ 2A710-D | Camshaft & lever assy. |
| 1 | | | | C3TZ 2A712-A | Clevis(bellcrank to brake cable support) |
| 1 | | | | 359236-S13 | (NN-12)-Pin(clevis to bellcrank)-clevis |
| 1 | | | | 351428-S7 | (XX-166)-Flatwasher(clevis to bellcrank) |
| 1 | | | | 33925-S7 | (M-33)-Nut (parking brake cable to clevis) |
| 2 | | | | B9T 2749-A | Spring(brake adjusting) |
| 1 | | | | C3TZ 2780-A | Control(brake) |
| 1 | | | | D3HZ 2853-P | Cable(brake front)- 118 1/2" long "Before Ser. W20,001" |
| 1 | | | | D5HZ 2853-A | Cable(brake front)- 100" long "From Ser. W20,001" |
| 1 | | | | 385633-S | Clamp(brake cable to support) |
| 1 | | | | ★ 44877-S2 | Flatwasher(clamp to support)-improvise |
| 4 | | | | 58635-S2 | (B-82-A)-Bolt(clamp to support) |
| 2 | | | | 34987-S4 | (M-89-CF)-Nut(bolt to support) |
| 2 | | | | C1TT 2857-L | Clevis(bellcrank to camshaft) |
| 1 | | | | C1TT 2857-M | Clevis(bellcrank to camshaft) |
| 1 | | | | 73896-57-8 | (N-6-A)-Pin(bellcrank to camshaft)-clevis |
| 2 | | | | 72035-57-8 | (N-51)-Pin(bellcrank to camshaft)-cotter |

1973/79
TRUCK SERIES 100/500

| | | | | PARTS LIST NO. 38 | |
|-----|-----|-----|-----|---------------------------------|---|
| 38A | 38B | 38C | 38D | PART NUMBER | DESCRIPTION |
| 1 | 1 | | | D5UZ 2530-A | Bracket (front cable to body)-124" W/B |
| 2 | 2 | | | 384871-S2 | (UU-52-AM)-Screw (cable bracket to body)-124" W/B-5/16"-18 x 1" |
| 1 | 1 | 1 | 1 | C6AZ 2A602-A | Equalizer (brake) |
| 1 | 1 | 1 | 1 | 376970-S2 | (MM-173-K)-nut (equalizer)-5/16"-24 |
| 1 | 1 | | | D5UZ 2A635-C | Cable (brake rear)-R.H. -55 1/4" long |
| 1 | 1 | | | D5UZ 2A635-D | Cable (brake rear)-L.H. -67 3/4" long |
| | | 1 | 1 | D5UZ 2A635-A | Cable (brake rear)-R.H. -58" long |
| | | 1 | 1 | D5UZ 2A635-B | Cable (brake rear)-L.H. -69" long |
| 1 | 1 | 1 | 1 | ★ 383901-S100 | Clip (rear cable to body) |
| 1 | 1 | 1 | 1 | 383184-S2 | (UU-52-AD)-screw (rear cable to body)-1/4" -20 x 3/4" |
| 1 | 1 | 1 | 1 | D3TZ 2A651-A | Spring (equalizer) |
| 2 | 2 | 2 | 2 | C7TZ 2A709-B | Retainer (rear cable to body) |
| 1 | 1 | 1 | 1 | D00Z 2760-A | Handle (brake release)-"Brake Release"-Also serviced in assy-group 2780 |
| 1 | 1 | 1 | 1 | ★ D6UZ 2780-A r/bD9TZ 2780-A | Control (brake)-1976/78- |
| 1 | 1 | 1 | 1 | D9TZ 2780-A | Control (brake)-1978/79 |
| 1 | 1 | 1 | 1 | D9TZ 2780-B | Control (brake)-1979 |
| 1 | 1 | 1 | 1 | 57030-S2 | (B-339-W)-bolt (control to instrument panel)-1/4" -20 x 3/4" |
| 1 | 1 | 1 | 1 | ★ 353807 | Nut (control to instrument panel)-weld -1/4" -20 |
| 2 | 2 | 2 | 2 | 379930-S | (MM-173-M)-nut (control to dash panel)-5/16" -18 |
| 1 | 1 | | | D5UZ 2853-B | Cable (brake front)-124" W/B-123 1/2" long |
| 1 | 1 | 1 | 1 | D5UZ 2853-C | Cable (brake front)-138" W/B - 138 1/4" long |
| | | | 1 | D5UZ 2853-D | Cable (brake front)-158" W/B - 158 9/32 long |
| 1 | 1 | 1 | 1 | ★ 387266-S2 | Clip (front cable to body) |
| 1 | 1 | 1 | 1 | 55981-S2 | (U-254-E)-screw (front cable to body)-1/4" -14 x 1/2" |
| 1 | 1 | 1 | 1 | 383475-S100 | (RR-4-A)-clip (control to front cable) |
| 1 | 1 | | | ★ 377671-S8 | Clip (front cable to body) |
| | | 2 | 2 | ★ 377671-S8 | Clip (front cable to body) |
| 1 | 1 | | | 55981-S2 | (U-254-E)-screw (front cable to body)-1/4" -14 x 1/2" |
| | | 2 | 2 | 55981-S2 | (U-254-E)-screw (front cable to body)-1/4" -14 x 1/2" |
| 1 | 1 | 1 | 1 | ★ D20A 2K865-AA | Retainer (control brake) |

1973/79
TRUCK SERIES 100/500

| | | | | PARTS LIST NO. 39 | |
|-----|-----|-----|-----|-------------------|--|
| 39A | 39B | 39C | 39D | PART NUMBER | DESCRIPTION |
| | | 1 | | D4TZ 2530-A | Bracket (rear cable to body) |
| 1 | 1 | 1 | | C6AZ 2A602-A | Equalizer (brake) |
| | | 1 | | 376970-S2 | (MM-173-K)-nut (equalizer)-5/16" -24 |
| 1 | 1 | 1 | | D6TZ 2A635-C | Cable (brake rear)-R.H. -57 1/8" long |
| 1 | 1 | 1 | | D6TZ 2A635-D | Cable (brake rear)-L.H. -65 3/4" long |
| 1 | | | | ★ 377707-S8 | Clip (cable to midship fuel tank)-116" W/B |
| 1 | | | | 20346-S8 | (B-50)-bolt (cable to midship fuel tank)-5/16"-18 x 3/4" - 116" W/B |
| 1 | | | | 34976-S4 | (M-89-CA)-nut (cable to midship fuel tank)-5/16" -18 - 116" W/B |
| | | 1 | | ★ 377707-S8 | Clip (cable to fuel tank) |
| | | 1 | | 20346-S8 | (B-50)-bolt (cable to fuel tank)-5/16" -18 x 3/4" |
| | | 1 | | 34976-S4 | (M-89-CA)-nut (cable to fuel tank)-5/16" - 18 |
| 1 | 1 | 1 | | D4TZ 2K650-A | Boot (front cable at front floor pan) |
| 1 | 1 | 1 | | D3TZ 2A651-A | Spring (equalizer)-116" and 138" W/B |
| 1 | 1 | | | D2TZ 2A651-C | Spring (equalizer)-133" W/B |
| | | 1 | | ★ D4TZ 2A651-A | Spring (equalizer)-155" W/B |
| | | | | r/b D2TZ 2A651-C | |
| 2 | 2 | 2 | | C7TZ 2A709-B | Retainer (rear cable to body) |
| 1 | 1 | 1 | | D00Z 2760-A | Handle (brake release)-"BRAKE RELEASE" - also serviced in assy-group 2780 |
| 1 | 1 | 1 | | D6TZ 2780-A | Control assy (brake)-w/o luxury decor option |
| 1 | 1 | 1 | | D6TZ 2780-C | Control assy (brake)-w/luxury decor option |
| 1 | 1 | 1 | | 56722-S2 | (B-318-GF)-bolt (control assy to instrument panel)-5/16"-18 x 1" |
| 1 | 1 | 1 | | 379930-S | (MM-173-M)-nut (control assy to instrument panel)-5/16" - 18 |
| 2 | 2 | 2 | | 379930-S | (MM-173-M)-nut (control assy to dash panel)-5/16" - 18 |
| 2 | 2 | 2 | | D50Z 2A790-A | Connector (rear cable to extension)-133" and 155" W/B |
| 2 | 2 | 2 | | C7TZ 2A793-B | Extension (rear cable)-133" and 155" W/B |
| 1 | | | | D6TZ 2853-B | Cable (brake front)-89 5/16" long-1977 |
| 1 | | | | D8TZ 2853-D | Cable (brake front)-116" W/B-90 1/2" long-1978 |
| 1 | 1 | | | D8TZ 2853-C | Cable (brake front)-133" W/B-107 1/4" long-1978 |
| | 1 | | | D6TZ 2853-B | Cable (brake front)-89 5/16" long - part time 4/W/D-1976-77 |
| | 1 | | | D6TZ 2853-C | Cable (brake front)-95 5/16" long - full time 4/W/D-1976-77 |
| | 1 | | | D8TZ 2853-D | Cable (brake front)-116" W/B-90 1/2" long-4/W/D-1978 |
| | 1 | | | D8TZ 2853-C | Cable (brake front)-133" W/B-107 1/4" long-4/W/D-1978 |
| 1 | 1 | | | 383475-S100 | (RR-4-A)-retainer (front brake cable to control assy) |
| 1 | | | | 377673-S8 | (GG-213-C)-clip (front brake cable to midship fuel tank) |
| 1 | | | | 56705-S2 | (BB-318-GC)-bolt (front brake cable to midship fuel tank)-1/4" -20 x 1" |
| 1 | | | | 33769-S2 | (M-89-J)-nut (front brake cable to midship fuel tank)-1/4" - 20 |
| 1 | 1 | | | ★ 383901-S100 | Clip (front cable to body)-w/o midship fuel tank- part time 4/W/D |
| 1 | 1 | | | 40953-S8 | (U-263)-screw (front brake cable to body)-w/o midship fuel tank part time 4/W/D |
| | 1 | | | 377673-S8 | (GG-213-C)-clip (front brake cable to body)-full time 4/W/D |
| | 1 | | | 56705-S2 | (B-318-GC)-bolt (front brake cable to body)-full time 4/W/D 1/4" - 20 x 1" |
| | 1 | | | 33769-S2 | (M-89-J)-nut (front brake cable to body)-full time 4/W/D 1/4" - 20 |
| | | 1 | | D6TZ 2853-J | Cable (brake front)-113 1/4" long -138" W/B - 1977 |
| | | 1 | | D6TZ 2853-H | Cable (brake front)-111" long -155" W/B - 1977 |
| | | 1 | | D8TZ 2853-B | Cable (brake front)-109 3/4" long- 138,155 W/B - 1978 |
| | | 1 | | 383475-S100 | (RR-4-A)-retainer (front brake cable to control assy) |
| | | 2 | | ★ 383901-S100 | Clip (front brake cable to body) |
| | | 2 | | 40953-S8 | (U-263)-screw (front brake cable to body)-5/16" - 18 |
| 1 | 1 | 1 | | ★ D20A 2K865-AA | Retainer (control assy) |

1973/79
TRUCK SERIES 100/500

| | | | | PARTS LIST NO. 40 | |
|-----|-----|-----|-----|-------------------|--|
| 40A | 40B | 40C | 40D | PART NUMBER | DESCRIPTION |
| | | 1 | | D4TZ 2530-A | Bracket (rear cable to body) |
| 1 | 1 | 1 | 1 | C6AZ 2A602-A | Equalizer (brake) |
| 1 | 1 | 1 | 1 | 376970-S2 | (M-173-K)-nut (equalizer)-5/16" - 24 |
| 1 | | | | D6TZ 2A635-N | Cable (brake rear)-R.H. - 73 1/2" long - 6200-6900 GVW - 1976 |
| 1 | | | | D6TZ 2A635-P | Cable (brake rear)-L.H. - 79 7/8" long - 6200-6900 GVW - 1976 |
| 1 | | | | ★ D6TZ 2A635-A | Cable (brake rear)-R.H. - 73 1/4" long - 6200-6900 GVW - 1977 |
| | | | | r/bD7TZ 2A635-C | |
| 1 | | | | D7TZ 2A635-C | Cable (brake rear)-R.H.-74" long -6200-6900 GVW-1977 |
| 1 | | | | ★ D6TZ 2A635-B | Cable (brake rear)-L.H. - 79 1/8" long - 6200-6900 GVW - 1977 |
| | | | | r/bD7TZ 2A635-D | |
| 1 | | | | D6TZ 2A635-A | Cable (brake rear)-R.H. - 73 1/4" long - over 6900 GVW-"Before Ser. Y40,001" |
| 1 | | | | ★ D6TZ 2A635-B | Cable (brake rear)-L.H. - 79 1/8" long - over 6900 GVW-"Before Ser. Y40,001" |
| | | | | r/bD7TZ 2A635-D | |
| 1 | | | | D7TZ 2A635-C | Cable (brake rear)-R.H. - 74" long - over 6900 GVW-"From Ser. Y40,001" |
| 1 | | | | D7TZ 2A635-D | Cable (brake rear) - L.H.81 1/2" long - over 6900 GVW-"From Ser. Y40,001" |
| 1 | | | | D7TZ 2A635-H | Cable (brake rear)-R.H. -57" long-1978/ |
| 1 | | | | D7TZ 2A635-G | Cable (brake rear)-L.H. -64 1/2" long-1978/ |
| | 2 | | | D6TZ 2A635-J | Cable (brake rear) - 77 1/4" long-"Before Ser. Y40,001" |
| | 1 | | | D7TZ 2A635-E | Cable (brake rear)-L.H. - 68 1/2" long-"From Ser. Y40,001 to Ser. Y60,001" |
| | 1 | | | D7TZ 2A635-G | Cable (brake rear)-L.H.-64 1/2" long-"From Ser. Y60,001" |
| | 1 | | | D7TZ 2A635-F | Cable (brake rear)-R.H. - 61" long-" From Ser. Y40,001 to Ser. Y60,001" |
| | 1 | | | D7TZ 2A635-H | Cable (brake rear)-R.H.-57" long- "From Ser. Y60,001" |
| | 1 | | | D7TZ 2A635-H | Cable (brake rear)-R.H.-57" long-1978/ |
| | 1 | | | D7TZ 2A635-G | Cable (brake rear)-L.H. -64 1/2" long-1978/ |
| | | 1 | | D6TZ 2A635-L | Cable (brake rear)-R.H. - 56 3/4" long-1976/77 |
| | | 1 | | D6TZ 2A635-M | Cable (brake rear)-L.H. - 64 1/4" long-1976/77 |
| | | 1 | | D8TZ 2A635-C | Cable (brake rear)-R.H.-59" long-1978/ |
| | | 1 | | D8TZ 2A635-D | Cable (brake rear)-L.H.-66 1/2" long-1978/ |
| | | | 1 | D6TZ 2A635-A | Cable (brake rear)-R.H. - 73 1/4" long - 2/W/D-"Before Ser. Y40,001" |
| | | | 1 | ★ D6TZ 2A635-B | Cable (brake rear)-L.H. - 79 1/8" long - 2/W/D-"Before Ser. Y40,001" |
| | | | | r/bD7TZ 2A635-D | |
| | | | 1 | D7TZ 2A635-C | Cable (brake rear)-R.H. - 74" long - 2/W/D-"From Ser. Y40,001" |
| | | | 1 | D7TZ 2A635-D | Cable (brake rear)-L.H. - 81 1/2" long - 2/W/D-"From Ser. Y40,001" |
| | | | 2 | D6TZ 2A635-R | Cable (brake rear)-94 9/16" long - 4/W/D |
| | | | 1 | D7TZ 2A635-A | Cable (brake rear)-R.H. - 92 1/4" long - 4/W/D-"From Ser Y40,001" |
| | | | 1 | D7TZ 2A635-B | Cable (brake rear)-L.H. - 100 3/4" long - 4/W/D-"From Ser Y40,001" |
| | | 1 | | ★ 377707-S8 | Clip (cable to fuel tank) |
| | | 1 | | 20346-S8 | (B-50)-bolt (cable to fuel tank)-5/16"-18 x 3/4" |
| | | 1 | | 34976-S4 | (M-89-CA)-nut (cable to fuel tank)-5/16"-18 |
| 1 | 1 | 1 | 1 | D4TZ 2K650-A | Boot (front cable at front floor pan) |
| 1 | | | | D2TZ 2A651-C | Spring (equalizer) |
| | 1 | | | C7TZ 2A651-B | Spring (equalizer)-"Before Ser. Y40,001" |
| | 1 | | | D3TZ 2A651-A | Spring (equalizer)-"From Ser. Y40,001 to Ser. Y60,001" |
| | 1 | | | D8TZ 2A651-A | Spring (equalizer)-"From Ser. Y60,001" |
| | | 1 | | D3TZ 2A651-A | Spring (equalizer)-138" W/B |
| | | 1 | | D2TZ 2A651-C | Spring (equalizer)-155" W/B |
| | | | 1 | C9TZ 2A651-A | Spring (equalizer) |
| 2 | | 2 | | C7TZ 2A709-B | Retainer (rear cable to body) |
| | 2 | | 2 | C7TZ 2A709-C | Retainer (rear cable to body) |
| 1 | 1 | 1 | 1 | D00Z 2760-A | Handle (brake release)-"BRAKE RELEASE"-also serviced in assy-group 2780 |
| 1 | 1 | 1 | 1 | D6TZ 2780-A | Control assy (brake)-w/o luxury decor option |
| 1 | 1 | 1 | 1 | D6TZ 2780-C | Control assy (brake)-w/luxury decor option |
| 1 | 1 | 1 | | 56722-S2 | (B-318-GF)-bolt (control assy to instrument panel)-5/16"-18 x 1" |
| 1 | 1 | 1 | 1 | 379930-S | (MM-173-M)-nut (control assy to instrument panel)-5/16"-18 |
| 2 | 2 | 2 | 2 | 379930-S | (MM-173-M)-nut (control assy to dash panel)-5/16"-18 |
| | | 2 | | D50Z 2A790-A | Connector (rear cable extension)-155" W/B |
| | | 2 | | D50Z 2A790-A | Connector (rear cable extension)-2/W/D |
| | | 2 | | C7TZ 2A793-B | Extension (rear cable)-155" W/B |

Continued on next page

1973/79
TRUCK SERIES 100/500

PARTS LIST NO. 40 — Cont'd

| 40A | 40B | 40C | 40D | PART NUMBER | DESCRIPTION |
|-----|-----|-----|-----|-----------------|--|
| | | | 2 | D3TZ 2A793-A | Extension (rear cable)-2/W/D |
| 1 | | | | D6TZ 2853-E | Cable (brake front)-93 15/16" long-1976/77 |
| 1 | | | | D7TZ 2853-C | Cable (brake front) -108 1/2" long-1978/ |
| | 1 | | | D6TZ 2853-D | Cable (brake front)-90 7/16" long - "Before Ser. Y40,001" |
| | 1 | | | D7TZ 2853-B | Cable (brake front)-106 1/2" long-"From Ser.Y40,001 to Ser. Y60,001" |
| | 1 | | | D7TZ 2853-C | Cable (brake front)-108 1/2" long- "From Ser. Y60,001" |
| | 1 | | | D7TZ 2853-C | Cable (brake front) -108 1/2" long-1978/ |
| | | 1 | | D6TZ 2853-J | Cable (brake front)-113 1/4" long-1976/77 |
| | | 1 | | D8TZ 2853-B | Cable (brake front)-109 3/4" long-1978/ |
| | | | 1 | D6TZ 2853-G | Cable (brake front)-92 7/16" long - 2/W/D |
| | | | 1 | D6TZ 2853-D | Cable (brake front)-92 7/16" long - "Before Ser. Y40,001" |
| | | | 1 | D6TZ 2853-E | Cable (brake front)-93 15/16" long-"From Ser. Y40,001" |
| | | | 1 | D7TZ 2853-C | Cable (brake front) -108 1/2" long-1978/ |
| 1 | 1 | 1 | 1 | 383475-S100 | (RR-4-A)-retainer (front brake cable to control assy) |
| 1 | | | | ★ 377707-S8 | Clip (front brake cable to fuel tank) |
| 1 | | | | 20346-S8 | (B-50)-bolt (front brake cable to fuel tank)-5/16"-18 x 3/4" |
| 1 | | | | 34976-S4 | (M-89-CA)-nut (front brake cable to fuel tank)-5/16"-18 |
| 1 | | | | ★ 383901-S100 | Clip (front brake cable to body) |
| 1 | | | | 40953-S8 | (U-263)-screw (front brake cable to body)-5/16"-18 x 3/4" |
| | 1 | | 1 | ★ 377707-S8 | Clip (front brake cable to crossmember) |
| | 1 | | 1 | 20346-S8 | (B-50)-bolt (front brake cable to crossmember)-5/16"-18 x 3/4" |
| | 1 | | 1 | 34976-S4 | (M-89-CA)-nut (front brake cable to crossmember)-5/16"-18" |
| | | 2 | | ★ 383901-S100 | Clip (front brake cable to body) |
| | | 2 | | 40953-S8 | (U-263)-screw (front brake cable to body)-5/16"-18 x 3/4" |
| 1 | 1 | 1 | 1 | ★ D20A 2K865-AA | Retainer (control assy) |

1973/79
TRUCK SERIES 100/500

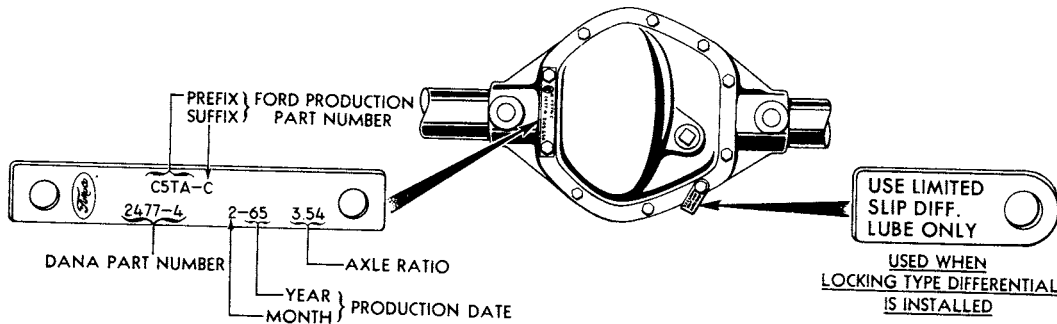
| | | | | PARTS LIST NO. 41 | |
|-----|-----|-----|-----|-------------------|---|
| 41A | 41B | 41C | 41D | PART NUMBER | DESCRIPTION |
| | 1 | | | D4TZ 2530-A | Bracket (rear cable to body) |
| 1 | 1 | 1 | | C6AZ 2A602-A | Equalizer (brake) |
| 1 | 1 | 1 | | 376970-S2 | (MM-173-K)-nut (equalizer)-5/16"-24 |
| 2 | | 2 | | D6TZ 2A635-K | Cable (brake rear)-75 1/2" long |
| | 1 | | | D6TZ 2A635-L | Cable (brake rear)-R.H.-56 3/4" long-1977 |
| | 1 | | | D6TZ 2A635-M | Cable (brake rear)-L.H. - 64 1/4" long-1977 |
| | 1 | | | D8TZ 2A635-C | Cable (brake rear)-R.H.-59" long-1978/ |
| | 1 | | | D8TZ 2A635-D | Cable (brake rear)-L.H.-66 1/2" long -1978/ |
| 1 | 1 | 1 | | D4TZ 2K650-A | Boot (front cable at front floor pan) |
| 1 | | | | C5TZ 2A651-B | Spring (equalizer) |
| | 1 | | | D2TZ 2A651-C | Spring (equalizer) |
| | | 1 | | D3TZ 2A651-A | Spring (equalizer) |
| 2 | 2 | 2 | | C7TZ 2A709-B | Retainer (rear cable to body) |
| | | | | D00Z 2760-A | Handle (brake release)-"BRAKE RELEASE"-also serviced in assy-group 2780 |
| 1 | 1 | 1 | | D6TZ 2780-A | Control assy (brake)-w/o luxury decor option |
| 1 | 1 | 1 | | D6TZ 2780-C | Control assy (brake)-w/luxury decor option |
| 1 | 1 | 1 | | 56722-S2 | (B-318-GF)-bolt (control assy to instrument panel)-5/16"-18 x 1" |
| 1 | 1 | 1 | | 379930-S | (MM-173-M)-nut (control assy to instrument panel)-5/16"-18 |
| 2 | 2 | 2 | | 379930-S | (MM-173-M)-nut (control assy to dash panel)-5/16"-18 |
| 2 | | | | D50Z 2A790-A | Connector (rear cable extension)-160" W/B |
| | 2 | 2 | | D50Z 2A790-A | Connector (rear cable extension) |
| 2 | | | | C7TZ 2A793-A | Extension (rear cable)-160" W/B |
| | 2 | | | C7TZ 2A793-B | Extension (rear cable) |
| | | 2 | | D3TZ 2A793-B | Extension (rear cable) |
| 1 | | | | D6TZ 2795-A | Bracket (control assy to instrument panel)-model 84 |
| 1 | | | | ★ 57719-S2 | Bolt (bracket to control assy to instrument panel)-1/4"-20 x 5/8"-model 84 |
| 1 | | | | D6TZ 2853-G | Cable (brake front)-92 7/16" long - 136", 160" W/B |
| 1 | | | | D6TZ 2853-F | Cable (brake front)-95 21/32" long - 140" W/B |
| | 1 | | | D6TZ 2853-J | Cable (brake front)-113 1/4" long-1977 |
| | 1 | | | D8TZ 2853-B | Cable (brake front)-109 3/4" long-1978/ |
| | | 1 | | D6TZ 2853-G | Cable (brake front)-92 7/16" long |
| 1 | 1 | 1 | | 383475-S100 | (RR-4-A)-retainer (front brake cable to control assy) |
| 1 | | 1 | | ★ 377707-S8 | Clip (front brake cable to crossmember)-w/o midship fuel tank |
| 1 | | 1 | | 20346-S8 | (B-50)-bolt (front brake cable to crossmember)-5/16"-18 x 3/4"- w/o midship fuel tank |
| 1 | | 1 | | 34976-S4 | (M-89-CA)-nut (front brake cable to crossmember) 5/16"-18- w/o midship fuel tank |
| 1 | | 1 | | ★ 377707-S8 | Clip (front brake cable to fuel tank)-w/midship fuel tank |
| 1 | | 1 | | 20346-S8 | (B-50)-bolt (front brake cable to fuel tank)-w/midship fuel tank-5/16"-18 x 3/4" |
| 1 | | 1 | | 34976-S4 | (M-89-CA)-nut (front brake cable to fuel tank)-w/midship fuel tank-5/16"-18 |
| | 2 | | | ★ 383901-S100 | Clip (front brake cable to body) |
| | 2 | | | 40953-S8 | (U-263)-screw (front brake cable to body)-5/16"-18 x 3/4" |
| 1 | 1 | 1 | | ★ D20A 2K865-AA | Retainer (control assy) |

1973/79 TRUCK SERIES 100/500

3002-3B198 Refer to Section 32

HOW TO FIND FRONT AXLE NUMBERS

1. Use the Cross Reference Guides below to find the parts list which contains service parts for that axle.
2. Refer to the Front Axle Model application chart on page 3 to determine the front axle parts list.
3. Refer to Warranty Plate for Front Axle Code or G.V.W.
4. If the basic number is not known, refer to the illustration listed or to the alphabetical index located in the front of this catalog.



DANA AXLE IDENTIFICATION

P-5383

CONVENTIONAL and TWIN I-BEAM AXLE CROSS-REFERENCE GUIDE

| FRONT AXLE IDENTIFICATION NUMBER | MODEL/RESTRICTIONS | PARTS LISTS SECTION and NUMBER | ILLUSTRATION | |
|---|---|--|--------------|--------|
| | | | SECTION | PAGE |
| D1UA-8 or 9-AA | 73/74 E300 | 30.2B | 30 | 2, 3 |
| | 73 F350 | | | |
| D2TA-8 or 9-DA | 73/74 E100/200 | 30.2G | 30 | 4, 5 |
| | 73/74 F100 | 30.2A | 30 | 2, 3 |
| | 73/74 F250 (Regular Cab) -- 6200 lb. G.V.W. | 30.2C | 30 | 4, 5 |
| | 73/74 F250 (Regular Cab) -- 6900 lb. G.V.W. | 30.2D | 30 | 4, 5 |
| | w/o 8 cyl. 460 | 30.2E | 30 | 4, 5 |
| D2TA-8 or 9-BB D8TA-8 or 9-BA | 73/74 F250 (Regular Cab) -- 6900 lb. G.V.W. with 8 cyl. 460 and 7500 or 8100 lb. G.V.W. | 30.2F | 30 | 4, 5 |
| | 73/74 F250 (Super Cab) -- 6300, 6900 & 7500 lb. G.V.W. | 30.2F | 30 | 4, 5 |
| | 73/74 F250 (Crew Cab) all G.V.W.) | | | |
| | 75/ F250 (Regular Cab) -- 7500 & 8100 lb. G.V.W. | | | |
| D4TA-8 or 9-BA D5TA-8 or 9-FA | 75/ F250 (Super Cab) -- 6300, 6600, 6900 & 7500 lb. G.V.W. | 30.2J | 30 | 4, 5 |
| | 75/ F250 (Crew Cab) | 30.2G | 30 | 4, 5 |
| D5TA-8 or 9-HA | 74 F350 | | | |
| | D5TA-8 or 9-FB,GA D8TA-8 or 9-CA,DA | 74 F250 (Super Cab) -- 8100 lb. G.V.W. | 30.2J | 30 |
| 75/ F250 (Super Cab) -- 8100 lb. G.V.W. | | | | |
| D5TA-8 or 9-AA | 75/ F350 | 30.2H | 30 | 4, 5 |
| D7UA-8 or 9-AA,AB | 75/ F100/150 | | | |
| D5UA-8 or 9-BA | 75/ F250 (Regular Cab) -- 6200, 6900 lb. G.V.W. | 30.2K | 30 | 10, 11 |
| D5UA-8 or 9-BA | 75/ E100/150 | | | |
| C5TA 3010-E | 75/ E250/350 | 30.2L | 30 | 10, 11 |
| C5TA 3010-B or D | | 30.1B | 30 | 9 |
| C9TA 3010-D | | 30.1A | 30 | 8 |
| | | 30.3A | 30 | 1 |

APRIL, 1980

COPYRIGHT © 1980—

FORD MOTOR
COMPANY

—DEARBORN, MICHIGAN

CHANGE 1

1973/79
TRUCK SERIES 100/500

| FRONT DRIVING AXLE CROSS REFERENCE GUIDE | | | | | | | | |
|--|---------------------------|--------|---------------------|---------------|---------------|--------------------|-------------------------------------|--------------------------|
| FORD (3002) I.D. NO. | DANA (SPICER) I.D. NO. | RATIO | FREE RUN. HUB | LOCK DIFF. | AXLE MODEL | CAPACITY (LBS.) | PARTS LIST SECTION and NUMBER | ILL. SECT. 30, PAGE - |
| ★ D3TA-AA | 603394-1 | 3.54/1 | Yes | No | 44-7F | 3M | 30.4C | 6, 13 |
| ★ D3TA-BA | 603394-2 | 3.54/1 | No | No | 44-7F | 3M | 30.4D | 6, 13 |
| ★ D3TA-CA | 603394-3 | 3.73/1 | Yes | No | 44-7F | 3M | 30.4C | 6, 13 |
| ★ D3TA-DA | 603394-4 | 3.73/1 | No | No | 44-7F | 3M | 30.4D | 6, 13 |
| ★ D3TA-EA | 603394-5 | 4.09/1 | Yes | No | 44-7F | 3M | 30.4C | 6, 13 |
| ★ D3TA-FA | 603394-6 | 4.09/1 | No | No | 44-7F | 3M | 30.4D | 6, 13 |
| ★ D3TA-GA | 603395-1 | 4.09/1 | Yes | No | 44-6CF | 3.3M | 30.5C | 7 |
| ★ D3TA-HA | 603396-1 | 4.09/1 | Yes | No | 44-6CFHD | 3.5M | 30.5D | 12 |
| ★ D3TA-RA | 603369-1 | 3.54/1 | Yes | No | 44-7F | 3M | 30.4B | 6, 13 |
| ★ D3TA-SA | 603369-2 | 3.54/1 | No | No | 44-7F | 3M | 30.4A | 6, 13 |
| ★ D3TA-TA | 603369-3 | 3.73/1 | Yes | No | 44-7F | 3M | 30.4B | 6, 13 |
| ★ D3TA-TA | 603369-4 | 3.73/1 | No | No | 44-7F | 3M | 30.4A | 6, 13 |
| ★ D3TA-UA | 603369-5 | 4.09/1 | Yes | No | 44-7F | 3M | 30.4B | 6, 13 |
| ★ D3TA-VA | 603369-6 | 4.09/1 | No | No | 44-7F | 3M | 30.4A | 6, 13 |
| ★ D3TA-YA | 603369-6 | 4.09/1 | No | No | 44-6CF | 3.3M | 30.5A | 7 |
| ★ D3TA-ZA | 603370-1 | 4.09/1 | Yes | No | 44-6CFHD | 3.5M | 30.5B | 12 |
| ★ D3TA-AAA | 603371-1 | 4.09/1 | Yes | No | 44-6CFHD | 3.5M | 30.5B | 12 |
| ★ D3TS-MA | 603448-1 | 4.10/1 | Yes | No | 60-F | 3.8M | 30.5G | 12 |
| ★ D4TA-RA | 603479-1 | 4.09/1 | No | No | 44-6EF | 3.3M | 30.5E | 7 |
| ★ D4TA-SA | 603480-1 | 4.09/1 | No | No | 44-6EFGH | 3.5M | 30.5F | 12 |
| ★ D4TA-TA | 603472-1 | 3.54/1 | Yes | No | 44-7F | 3.3M | 30.4C | 6, 10 |
| ★ D4TA-TB | 603472-9 | 3.50/1 | Yes | No | 44-7F | 3.3M | 30.4C | 6, 10 |
| ★ D4TA-TB | 603472-9 | 3.50/1 | No | No | 44-7F | 3.3M | 30.4D | 6, 10 |
| ★ D4TA-UA | 603472-2 | 3.54/1 | No | No | 44-7F | 3.3M | 30.4E | 6, 10 |
| ★ D4TA-UB | 603482-1 | 3.54/1 | No | No | 44-7F | 3.3M | 30.4D | 6, 10 |
| ★ D4TA-UC | 603472-10 | 3.50/1 | No | No | 44-7F | 3.3M | 30.4D | 6, 10 |
| ★ D4TA-UC | 603472-10 | 3.50/1 | Yes | No | 44-7F | 3.3M | 30.4C | 6, 10 |
| ★ D4TA-VA | 603472-3 | 3.73/1 | Yes | No | 44-7F | 3.3M | 30.4D | 6, 10 |
| ★ D4TA-YA | 603472-4 | 3.73/1 | No | No | 44-7F | 3.3M | 30.4D | 6, 10 |
| ★ D4TA-ZA | 603472-5 | 4.09/1 | Yes | No | 44-7F | 3.3M | 30.4C | 6, 10 |
| ★ D4TA-AAA | 603472-6 | 4.09/1 | No | No | 44-7F | 3.3M | 30.4D | 6, 10 |
| ★ D4TA-AAB | 603482-2 | 4.09/1 | No | No | 44-7F | 3.3M | 30.4E | 6, 10 |
| ★ D4TA-AAB | 603482-2 | 4.09/1 | No | No | 44-7F | 3.3M | 30.4E | 6, 10 |
| ★ D4TA-AJA | 603482-3 | 3.50/1 | No | No | 44-7F | 3.3M | 30.4E | 6, 10 |
| ★ D6TA-BC | 603663-1 | 4.09/1 | No | No | 44-6HDF | 3.5M | 30.5H | 14,15,16 |
| ★ D6TA-BC | 603663-1 | 4.09/1 | No | No | 44-6HDF | 3.5M | 30.5H | 14,15,16 |
| ★ D6TA-BD | 603763-1 | 4.09/1 | No | No | 44-6CF | 3.5M | 30.5V | 14,15,16 |
| ★ D6TA-BE | 603784-1 | 4.09/1 | No | No | 44-6CF | 3.5M | 30.5V | 14,15,16 |
| EDD6TA-BE | 610006-1R | 4.09/1 | No | No | 44-6CF | 3.5M | 30.5V | 14,15,16 |
| ★ D6TA-AAC | 603424-1 | 4.09/1 | Yes | No | 44-6HDF | 3.5M | 30.5J | 14,15,16 |
| ★ D6TA-AAD | 603762-1 | 4.09/1 | Yes | No | 44-6HDF | 3.5M | 30.5J | 14,15,16 |
| ★ D6TA-AAD | 603762-1 | 4.09/1 | Yes | No | 44-6HDF | 3.5M | 30.5J | 14,15,16 |
| ★ D6TA-AAE | 603783-1 | 4.09/1 | Yes | No | 44-6CF | 3.5M | 30.5W | 14,15,16 |
| ★ D6TA-AAE | 603783-1 | 4.09/1 | Yes | No | 44-6CF | 3.5M | 30.5W | 14,15,16 |
| EDD6TA-AAE | 610005-1R | 4.09/1 | Yes | No | 44-6CF | 3.5M | 30.5W | 14,15,16 |
| ★ D6TA-AMC | 603424-2 | 4.09/1 | No | No | 44-6HDF | 3.5M | 30.5K | 14,15,16 |
| ★ D6TA-AMD | 603762-2 | 4.09/1 | No | No | 44-6HDF | 3.5M | 30.5K | 14,15,16 |
| ★ D6TA-AME | 603783-2 | 4.09/1 | No | No | 44-6CF | 3.5M | 30.5X | 14,15,16 |
| ★ D6TA-ATC | 603690-1 | 3.50/1 | No | No | 44-7F | 3.5M | 30.4F | 14,15,16 |
| D6TA-ATD | 603782-1 | 3.50/1 | No | No | 44-7F | 3.5M | 30.4F | 14,15,16 |
| ★ D6TA-BAC | 603689-9 | 3.50/1 | Yes | No | 44-7F | 3.5M | 30.4G | 14,15,16 |
| D6TA-BAD | 603781-9 | 3.50/1 | Yes | No | 44-7F | 3.5M | 30.4G | 14,15,16 |
| D6TA-BAD | 603781-9 | 3.50/1 | Yes | No | 44-7F | 3.5M | 30.4H | 14,15,16 |
| ★ D6TA-BBC | 603689-8 | 3.50/1 | No | No | 44-7F | 3.5M | 30.4H | 14,15,16 |
| D6TA-BBD | 603781-8 | 3.50/1 | No | No | 44-7F | 3.5M | 30.4H | 14,15,16 |
| ★ D6TS-AC | 603664-2 | 4.10/1 | Yes | No | 60-F | 3.8M | 30.5L | 14,17 |
| D6TS-AF | 603786-2 | 4.10/1 | Yes | No | 60-F | 3.8M | 30.5Y | 14,17 |
| D7TA-YA | 610010-3R | 4.09/1 | No | No | 44-9F | 3.5M | 30.5M | 14,15,16 |
| ★ D7TA-YC | 610010-3R | 4.09/1 | No | No | 44-9F | 3.8M | 30.5U | 14,15,16 |
| D7TA-YC | 610010-3R | 4.09/1 | No | No | 44-9F | 3.8M | 30.5U | 14,15,16 |
| ★ D7TA-ZC | 610010-4R | 4.09/1 | Yes | No | 44-9F | 3.5M | 30.5N | 14,15,16 |
| D7TA-ZC | 610010-4R | 4.09/1 | Yes | No | 44-9F | 3.8M | 30.5AB | 14,15,16 |
| ★ D7TA-AAA | 610010-1R | 3.54/1 | No | No | 44-9F | 3.5M | 30.5M | 14,15,16 |
| D7TA-AAA | 610010-1R | 3.54/1 | No | No | 44-9F | 3.5M | 30.5U | 14,15,16 |
| ★ D7TA-AAC | 610010-1R | 3.54/1 | No | No | 44-9F | 3.5M | 30.5U | 14,15,16 |
| D7TA-ABA | 610010-2R | 3.54/1 | Yes | No | 44-9F | 3.8M | 30.5N | 14,15,16 |
| D7TA-ABA | 610010-2R | 3.54/1 | Yes | No | 44-9F | 3.8M | 30.5N | 14,15,16 |
| ★ D7TA-ABC | 610010-2R | 3.54/1 | Yes | No | 44-9F | 3.8M | 30.5AC | 14,15,16 |
| D7TA-ABC | 610010-2R | 3.54/1 | Yes | No | 44-9F | 3.8M | 30.5AC | 14,15,16 |
| ★ D7TA-ABC | 610010-2R | 3.54/1 | Yes | No | 44-9F | 3.8M | 30.5AC | 14,15,16 |
| D7TA-ABC | 610010-2R | 3.54/1 | Yes | No | 44-9F | 3.8M | 30.5AC | 14,15,16 |
| ★ D7TA-ACA | 603783-1 | 3.54/1 | Yes | No | 44-6HDF | 3.5M | 30.5W | 14,15,16 |
| D7TA-ACA | 603783-1 | 3.54/1 | Yes | No | 44-6HDF | 3.5M | 30.5W | 14,15,16 |
| ★ D7TA-ALA | 603784-2 | 3.54/1 | No | No | 44-6HDF | 3.5M | 30.5V | 14,15,16 |

1973/79 TRUCK SERIES 100/500

FRONT DRIVING AXLE CROSS REFERENCE GUIDE

| FORD (3002) I.D. NO. | DANA (SPICER) I.D. NO. | RATIO | FREE RUN. HUB | LOCK DIFF. | AXLE MODEL | CAPACITY (LBS.) | PARTS LIST SECTION and NUMBER | ILL. SECT. 30, PAGE - |
|----------------------------|---------------------------|--------|---------------------|---------------|---------------|--------------------|-------------------------------------|--------------------------|
| ★ D7TA-ANA | 603808-9 | 3.50/1 | Yes | No | 44-7F | 3.5M | 30.4G | 14,15,16 |
| D7TA-ANC | 610024-1R | 3.50/1 | Yes | No | 44-7F | 3.5M | 30.4AF | 14,15,16 |
| ★ D7TA-ARA | 603809-1 | 3.50/1 | No | No | 44-7F | 3.5M | 30.4AD | 14,15,16 |
| D7TA-ARC | 610025-1R | 3.50/1 | No | No | 44-7F | 3.5M | 30.4AE | 14,15,16 |
| D7TA-ATA | 603808-5 | 4.09/1 | Yes | No | 44-7F | 3.5M | 30.4G | 14,15,16 |
| D7TA-ATC | 610024-2R | 4.09/1 | Yes | No | 44-7F | 3.5M | 30.4AG | 14,15,16 |
| D7TS-AA | 603799-2 | 4.10/1 | Yes | No | 60-F | 3.8M | 30.5Y | 17 |
| D8TA-AD | 610020-2R | 3.00/1 | No | No | 44-9F | 3.5M | 30.4L | 6,15,16 |
| D8TA-AE | 610047-2 | 3.00/1 | No | No | 44-9F | 3.5M | 30.4Q | 15,16 |
| D8TA-DD | 610019-3 | 3.00/1 | Yes | No | 44-9F | 3.5M | 30.4M | 6,15,16 |
| D8TA-DE | 610049-3 | 3.00/1 | Yes | No | 44-9F | 3.5M | 30.4W | 15,16 |
| D8TA-ND | 610020-3 | 3.50/1 | No | No | 44-9F | 3.5M | 30.4L | 6,15,16 |
| D8TA-NE | 610047-3 | 3.50/1 | No | No | 44-9F | 3.5M | 30.4Q | 15,16 |
| D8TA-RD | 610020-1 | 3.00/1 | No | No | 44-9F | 3.5M | 30.4L | 6,15,16 |
| D8TA-RE | 610047-1 | 3.00/1 | No | No | 44-9F | 3.5M | 30.4Q | 15,16 |
| D8TA-TD | 610019-5 | 3.50/1 | Yes | No | 44-9F | 3.5M | 30.4M | 6,15,16 |
| D8TA-TE | 610049-5 | 3.50/1 | Yes | No | 44-9F | 3.5M | 30.4W | 15,16 |
| D8TA-UD | 610019-1 | 3.00/1 | Yes | No | 44-9F | 3.5M | 30.4M | 6,15,16 |
| D8TA-UE | 610049-1 | 3.00/1 | Yes | No | 44-9F | 3.5M | 30.4W | 15,16 |
| D8TA-VD | 610019-9 | 4.09/1 | Yes | No | 44-7F | 3.5M | 30.4M | 6,15,16 |
| D8TA-VE | 610049-9 | 4.09/1 | Yes | No | 44-9F | 3.5M | 30.4W | 15,16 |
| D8TA-YD | 610023-2 | 3.54/1 | Yes | No | 60-7F | 4.5M | 30.5S | 17 |
| D8TA-ZE | 610023-1 | 3.54/1 | No | No | 60-7F | 4.5M | 30.5R | 17 |
| D8TA-AAD | 610010-1 | 3.50/1 | Yes | No | 44-9F | 3.5M | 30.4K | 6,15,16 |
| D8TA-AAE | 610048-1 | 3.50/1 | Yes | No | 44-9F | 3.5M | 30.4T | 15,16 |
| D8TA-ABD | 610010-2 | 3.50/1 | No | No | 44-9F | 3.5M | 30.4J | 6,15,16 |
| D8TA-ABE | 610048-2 | 3.50/1 | No | No | 44-9F | 3.5M | 30.4R | 15,16 |
| ★ D8TA-ACD | 610023-6 | 4.10/1 | Yes | No | 60-F | 4.5M | 30.5AA | 17 |
| D8TA-ADC | 610040-1 | 3.54/1 | No | No | 44-9F | 3.8M | 30.5P | 15,16 |
| D8TA-AEC | 610040-2 | 3.54/1 | Yes | No | 44-9F | 3.8M | 30.5Q | 15,16 |
| D8TA-AFC | 610040-3 | 4.09/1 | No | No | 44-9F | 3.8M | 30.5P | 15,16 |
| D8TA-AGC | 610040-4 | 4.09/1 | Yes | No | 44-9F | 3.8M | 30.5Q | 15,16 |
| D8TA-AJA | 610049-14 | 3.50/1 | Yes | Yes | 44-9F | 3.5M | 30.4X | 15,16 |
| D9TA-VA | 610049-16 | 3.50/1 | Yes | Yes | 44-9F | 3.5M | 30.4Y | 15,16 |
| D9TA-VB | 610067-4 | 3.50/1 | Yes | Yes | 44-9F | 3.5M | 30.4N | 15,16 |
| D9TA-AAA | 610047-4 | 3.50/1 | No | No | 44-9F | 3.5M | 30.4Q | 15,16 |
| D9TA-AAB | 610066-2 | 3.50/1 | No | No | 44-9F | 3.5M | 30.4AC | 15,16 |
| D9TA-ACA | 610049-7 | 3.50/1 | Yes | No | 44-9F | 3.5M | 30.4Z | 15,16 |
| D9TA-ACB | 610067-2 | 3.50/1 | Yes | No | 44-9F | 3.5M | 30.4AH | 15,16 |
| D9TA-ADA | 610049-11 | 4.09/1 | Yes | No | 44-9F | 3.5M | 30.4Z | 15,16 |
| D9TA-ADB | 610067-3 | 4.09/1 | Yes | No | 44-9F | 3.5M | 30.4AK | 15,16 |
| D9TA-ARA | 610066-1 | 3.00/1 | No | No | 44-9F | 3.5M | 30.4AC | 15,16 |
| D9TA-ASA | 610068-1 | 3.50/1 | Yes | No | 44-9F | 3.5M | 30.4P | 15,16 |
| D9TA-ATA | 610068-2 | 3.50/1 | No | No | 44-9F | 3.5M | 30.4S | 15,16 |
| D9TA-AUA | 610069-1 | 3.54/1 | No | No | 44-9F | 3.8M | 30.5P | 15,16 |
| D9TA-AVA | 610069-2 | 3.54/1 | Yes | No | 44-9F | 3.8M | 30.5T | 15,16 |
| D9TA-AYA | 610069-3 | 4.09/1 | No | No | 44-9F | 3.8M | 30.5P | 15,16 |
| D9TA-AZA | 610069-4 | 4.09/1 | Yes | No | 44-9F | 3.8M | 30.5T | 15,16 |
| D9TA-BAA | 610067-1 | 3.00/1 | Yes | No | 44-9F | 3.5M | 30.4AJ | 15,16 |
| D9TA-BCA | 610048-3 | 4.09/1 | Yes | No | 44-9F | 3.5M | 30.4AA | 15,16 |
| D9TA-BCB | 610068-3 | 4.09/1 | Yes | No | 44-9F | 3.5M | 30.4AB | 15,16 |
| D9TA-BDA | 610048-4 | 4.09/1 | No | No | 44-9F | 3.5M | 30.4U | 15,16 |
| D9TA-BDB | 610068-4 | 4.09/1 | No | No | 44-9F | 3.5M | 30.4V | 15,16 |
| D9TA-BEA | 610023-5 | 4.10/1 | No | No | 60-7F | 4.5M | 30.5Z | 17 |

1973/79
TRUCK SERIES 100/500

FRONT AXLE MODEL APPLICATION CHART

| SERIES | MODEL YEAR | RESTRICTIONS | PARTS LIST | ILLUSTRATION | |
|---|------------|--|--------------------|--------------|------|
| | | | SECTION and NUMBER | SECTION | PAGE |
| | | | 30.3A | 1 | |
| B500 | 73/77 | | 30.2A | 2, 3 | |
| E100/200 | 73/74 | | 30.2B | 2, 3 | |
| E300 | 73/74 | | 30.2K | 10, 11 | |
| E100/150 | 75/ | | 30.2L | 10, 11 | |
| E250/350 | 75/ | | 30.2C | 4, 5 | |
| F100 -- 2/W/D | 73/74 | | 30.2H | 4, 5 | |
| F100/150 -- 2/W/D | 75/ | | 30.4B | 6, 10 | |
| F100 -- 4/W/D | 73 | With locking hubs and M/S | 30.4A | 6, 10 | |
| | | With non-locking hubs and M/S | 30.4C | 6, 10 | |
| | | With locking hubs and P/S | 30.4D | 6, 10 | |
| | | With non-locking hubs and P/S | 30.4C | 6, 10 | |
| F100 -- 4/W/D | 74/75 | With locking hubs and part time drive | 30.4D | 6, 10 | |
| | | With non-locking hubs and part time drive | 30.4E | 6, 10 | |
| | | With non-locking hubs and full time drive | 30.4G | 6,15,16 | |
| F150 -- 4/W/D "Before Ser. 040,001" | 76/77 | 3.50 ratio with free running hubs | 30.4F | 6,15,16 | |
| | | 3.50 ratio without free running hubs w/A/T | 30.4H | 6,15,16 | |
| | | 3.50 ratio without free running hubs w/M/T | 30.4G | 6,15,16 | |
| | | 3.50 ratio with free running hubs | 30.4AD | 6,15,16 | |
| "From Ser. 040,001" to Y40,001" | 77 | 3.50 ratio without free running hubs | 30.4G | 6,15,16 | |
| | | 4.09 ratio | 30.4AF | 6,15,16 | |
| "From Ser. Y40,001" | 77 | 3.50 ratio with free running hubs | 30.4AE | 6,15,16 | |
| | | 3.50 ratio without free running hubs | 30.4AG | 6,15,16 | |
| | | 4.09 ratio | 30.4M | 15,16 | |
| F150 -- 4/W/D Regular Cab | 78 | With free running hubs exc. limited slip | 30.4L | 15,16 | |
| | | Without free running hubs | | | |
| "Before Ser. AG0,001" "From Ser. AG0,001" | 78 | With free running hubs exc. limited slip | 30.4W | 15,16 | |
| | | Without free running hubs | 30.4Q | 15,16 | |
| | | | 30.4X | 15,16 | |
| F150 -- 4/W/D | 78 | With limited slip | | | |
| F150 -- 4/W/D Super Cab | 78 | With free running hubs | 30.4K | 15,16 | |
| | | Without free running hubs | 30.4J | 15,16 | |
| "Before Ser. AG0,001" "From Ser. AG0,001" | 78 | With free running hubs | 30.4T | 15,16 | |
| | | Without free running hubs | 30.4R | 15,16 | |
| | | | 30.4W | 15,16 | |
| F150 (Regular Cab) -- 4/W/D "Before 11/1/78" | 79 | 3.00 ratio w/free running hubs | 30.4Q | 15,16 | |
| | | 3.00 ratio w/o free running hubs | 30.4Q | 15,16 | |
| | | 3.50 ratio w/free running hubs exc. limited slip | 30.4Z | 15,16 | |
| | | 3.50 ratio w/o free running hubs exc. limited slip | 30.4Q | 15,16 | |
| | | 3.50 ratio limited slip | 30.4Y | 15,16 | |
| | | 4.09 ratio | 30.4Z | 15,16 | |
| | | 4.09 ratio | 30.4AJ | 15,16 | |
| "From 11/1/78" | 79 | 3.00 ratio w/free running hubs | 30.4AC | 15,16 | |
| | | 3.00 ratio w/o free running hubs | 30.4AH | 15,16 | |
| | | 3.50 ratio w/free running hubs exc. limited slip | 30.4AC | 15,16 | |
| | | 3.50 ratio w/o free running hubs exc. limited slip | 30.4N | 15,16 | |
| | | 3.50 ratio limited slip | 30.4N | 15,16 | |
| | | 4.09 ratio | 30.4T | 15,16 | |
| | | 4.09 ratio | 30.4R | 15,16 | |
| F150 (Super Cab) -- 4/W/D "Before 11/1/78" | 79 | 3.50 ratio w/free running hubs | 30.4R | 15,16 | |
| | | 3.50 ratio w/o free running hubs | 30.4AA | 15,16 | |
| | | 4.09 ratio w/free running hubs | 30.4U | 15,16 | |
| | | 4.09 ratio w/o free running hubs | 30.4P | 15,16 | |
| | | 3.50 ratio w/free running hubs | 30.4S | 15,16 | |
| "From 11/1/78" | 79 | 3.50 ratio w/o free running hubs | 30.4AB | 15,16 | |
| | | 4.09 ratio w/free running hubs | 30.4V | 15,16 | |
| | | 4.09 ratio w/o free running hubs | | | |

1973/79
TRUCK SERIES 100/500

FRONT AXLE MODEL APPLICATION CHART

| SERIES | MODEL YEAR | RESTRICTIONS | PARTS LIST | | ILLUSTRATION | |
|---|---|---|--|---------|--------------|--|
| | | | SECTION and NUMBER | SECTION | PAGE | |
| F250 (Regular Cab) -- 2/W/D | 73/74 | With 6200 lbs. G.V.W. | 30.2D | 4, 5 | | |
| | | With 6900 lbs. G.V.W. and without 460 C.I.D. engine | 30.2E | 4, 5 | | |
| | | With 6900 lbs. G.V.W. and 460 C.I.D. engine | 30.2F | 4, 5 | | |
| | | With 7500 and 8100 lbs. G.V.W. | 30.2F | 4, 5 | | |
| | 75/ | With 6200 thru 6900 lb. G.V.W. | 30.2H | 4, 5 | | |
| F250 (Super Cab) -- 2/W/D | 74 | With 7500 thru 8100 lb. G.V.W. | 30.2J | 4, 5 | | |
| | | 6300, 6900 & 7500 lb. G.V.W. | 30.2F | 4, 5 | | |
| | 75/ | 8100 lb. G.V.W. | 30.2G | 4, 5 | | |
| F250 (Crew Cab) -- 2/W/D | 73/74 | | 30.2J | 4, 5 | | |
| | 75/ | | 30.2F | 4, 5 | | |
| F250 (Regular Cab) -- 4/W/D | 73 | With 3300 lb. axle and M/S | 30.2J | 4, 5 | | |
| | | | 30.5A | 7 | | |
| | | With 3500 lb. axle and M/S | 30.5B | 12 | | |
| | | With 3300 lb. axle and P/S | 30.5C | 7 | | |
| | | With 3500 lb. axle and P/S | 30.5D | 12 | | |
| | | 74/75 | With 3300 lb. axle and part time drive | 30.5C | 7 | |
| | 76 | With 3500 lb. axle and part time drive | 30.5D | 12 | | |
| | | With 3300 lb. axle and full time drive | 30.5E | 7 | | |
| | | With 3500 lb. axle and full time drive | 30.5F | 12 | | |
| | | 4.09 ratio with free running hubs | 30.5J | 12 | | |
| | | 4.09 ratio without free running hubs w/A/T | 30.5H | 12 | | |
| | | 4.09 ratio without free running hubs w/M/T | 30.5K | 12 | | |
| "Before Ser. B50,000" "From Ser. B50,000 to Y20,001" | 76/77 | 3.54 ratio with free running hubs | 30.5W | 12 | | |
| | | 3.54 ratio without free running hubs | 30.5V | 12 | | |
| | | 4.09 ratio with free running hubs | 30.5W | 12 | | |
| | | 4.09 ratio without free running hubs w/A/T | 30.5V | 12 | | |
| | | 4.09 ratio without free running hubs w/M/T | 30.5X | 12 | | |
| | | 77 | 3.54 ratio with free running hubs--3550 lb. capacity | 30.5W | 12 | |
| | "From Ser. Y20,001 to Y40,001" | 3.54 ratio without free running hubs--3550 lb. capacity | 30.5V | 12 | | |
| | | 3.54 ratio with free running hubs--3800 lb. capacity | 30.5N | 12 | | |
| | | 3.54 ratio without free running hubs--3800 lb. capacity | 30.5M | 12 | | |
| | | 4.09 ratio with free running hubs | 30.5N | 12 | | |
| | | 4.09 ratio without free running hubs | 30.5M | 12 | | |
| | | 77 | 3.54 ratio with free running hubs--3550 lb. capacity | 30.5W | 12 | |
| "From Ser. Y40,001" | 3.54 ratio without free running hubs--3550 lb. capacity | 30.5V | 12 | | | |
| | 3.54 ratio with free running hubs--3800 lb. capacity | 30.5AC | 12 | | | |
| | 3.54 ratio without free running hubs--3800 lb. capacity | 30.5U | 12 | | | |
| | 4.09 ratio with free running hubs | 30.5AB | 12 | | | |
| | 4.09 ratio without free running hubs | 30.5U | 12 | | | |
| | 76 | 4.10 ratio with free running hubs | 30.5L | 17 | | |
| F250 (Crew Cab) -- 4/W/D | "Before Ser. B50,000" | | | | | |
| | "From Ser. B50,000" | | | | | |
| F250 -- 4/W/D | 78 | 4.10 ratio with free running hubs | 30.5Y | 17 | | |
| | | 3800 lb. capacity with free running hubs | 30.5Q | 12 | | |
| | | 3800 lb. capacity without free running hubs | 30.5P | 12 | | |
| | | 4500 lb. capacity with 3.54 ratio & free running hubs | 30.5S | 17 | | |
| | | 4500 lb. capacity with 3.54 ratio without free running hubs | 30.5R | 17 | | |
| | | 4500 lb. capacity with 4.10 ratio | 30.5AA | 17 | | |
| F250 -- 4/W/D | 79 | 3800 lb. capacity with free running hubs | 30.5Q | 12 | | |
| | | 3800 lb. capacity without free running hubs | 30.5P | 12 | | |
| | "From 11/1/79" | 3800 lb. capacity with free running hubs | 30.5T | 12 | | |
| | | 3800 lb. capacity without free running hubs | 30.5P | 12 | | |
| F250/350 -- 4/W/D | 79 | 4500 lb. capacity with free running hubs & 3.54 ratio | 30.5S | 17 | | |
| | | 4500 lb. capacity with free running hubs & 4.09 ratio | 30.5AA | 17 | | |
| | | 4500 lb. capacity without free running hubs with 3.54 ratio | 30.5R | 17 | | |
| | | 4500 lb. capacity without free running hubs with 4.09 ratio | 30.5Z | 17 | | |

1973/79 TRUCK SERIES 100/500

FRONT AXLE MODEL APPLICATION CHART

| SERIES | MODEL YEAR | RESTRICTIONS | PARTS LIST SECTION and NUMBER | ILLUSTRATION | |
|---------------|---------------|--------------|-------------------------------------|--------------|------|
| | | | | SECTION | PAGE |
| F350 -- 2/W/D | 73/74 | 3.8M | 30.2G | 4, 5 | |
| | 75/ | | 30.2J | 4, 5 | |
| F500 | 73/77 | 5M & 5.5M | 30.3A | 1 | |
| M450/500 | 73/76 | 5M | 30.3C | 1 | |
| P350/400 | 73/76 | 3800 lb. | 30.1A | 8 | |
| P500 | 73/77 | 4700 lb. | 30.1B | 9 | |

| DESCRIPTION/RESTRICTIONS | PART NUMBER | FRONT AXLE PARTS LISTS 1A THRU 1M | | | | | | | | | | | | |
|---|--------------------|-----------------------------------|----|---|---|---|---|---|---|---|---|---|---|--|
| | | A | B | C | D | E | F | G | H | J | K | L | M | |
| Note: Refer to SECTION 30, PAGE 1 for PARTS LISTS INSTRUCTIONS | | | | | | | | | | | | | | |
| AXLE (FRONT) | 3010 | | | | | | | | | | | | | |
| P350/400 | C5TZ 3010-D | A | | | | | | | | | | | | |
| P500 | C4TZ 3010-E | | B | | | | | | | | | | | |
| SPINDLE (FRONT WHEEL)-incl. 3110 bushings | 3105 | | | | | | | | | | | | | |
| R.H. and L.H. | B7Y 3105-A | A | | | | | | | | | | | | |
| R.H. and L.H. | C3TZ 3105-A | | B | | | | | | | | | | | |
| Nut (wheel bearing to spindle)-castle-1" -14 | 351163-S3(MM-82) | 2 | 2 | | | | | | | | | | | |
| Cotter pin-1/8" x 1 3/4" | 72089-S(N-55) | 2 | 2 | | | | | | | | | | | |
| Fitting (lubricator) | 87907-S(L-3) | 4 | 4 | | | | | | | | | | | |
| Bolt (R.H. and L.H. brake-upper side to spindle)-1/2" -13 x 1 3/4" | 357451-S(BB-195) | 2 | | | | | | | | | | | | |
| Nut-1/2" -13 | 55697-S8(M-89-F) | 2 | | | | | | | | | | | | |
| Lockwasher-1/2" | 44735-S(X-32) | 2 | | | | | | | | | | | | |
| Bolt (R.H. and L.H. brake-upper side to spindle)-9/16"-12 x 1 13/16" | 378473-S(BB-199-L) | | 2 | | | | | | | | | | | |
| Nut-9/16"-12 | 378476-S(MM-11-A) | | 2 | | | | | | | | | | | |
| Lockwasher-9/16" | ★ 34795-S | | 2 | | | | | | | | | | | |
| BUSHING (SPINDLE)-Also serviced in kit-group 3111 | 3110 | | | | | | | | | | | | | |
| Std. | B7Y 3110-A | 4 | | | | | | | | | | | | |
| .010" O/S-serviced only in kit - group 3111 | ★3110 | 4 | | | | | | | | | | | | |
| | C3TZ 3110-A | | 4 | | | | | | | | | | | |
| PIN and BUSHING KIT (SPINDLE)- For components refer to group in Section 32 | 3111 | | | | | | | | | | | | | |
| Std. | B7Y 3111-A | 1 | | | | | | | | | | | | |
| .010" O/S | B8Y 3111-A | 1 | | | | | | | | | | | | |
| | D2TZ 3111-D | | 1 | | | | | | | | | | | |
| SHIM (SPINDLE PIN)-Also serviced in kit-group 3111 | 3117 | | | | | | | | | | | | | |
| .005" thick-serviced only in kit-group 3111 | ★ | | AR | | | | | | | | | | | |
| .015" thick | 19B 3117 | | AR | | | | | | | | | | | |
| PIN (SPINDLE PIN LOCKING)-Also serviced in kit-group 3111 | 3122 | | | | | | | | | | | | | |
| | A8TZ 3122-A | 1 | | | | | | | | | | | | |
| | D2TZ 3122-A | | 1 | | | | | | | | | | | |
| Nut (pin retaining)-7/16" -20 | 34671-S8(M-67) | 1 | 1 | | | | | | | | | | | |
| Lockwasher-7/16" | 34848-S(X-75) | 1 | 1 | | | | | | | | | | | |
| BEARING (SPINDLE PIN)-Also serviced in kit-group 3111 | 3123 | | | | | | | | | | | | | |
| # T-94 | B3TZ 3123-A | 2 | | | | | | | | | | | | |
| # T-126 | A8TZ 3123-A | | 2 | | | | | | | | | | | |
| SEAL (SPINDLE PIN DUST)-Also serviced in kit-group 3111 | 3125 | | | | | | | | | | | | | |
| | B7C 3125-A | 4 | | | | | | | | | | | | |
| | C3TZ 3125-A | | 4 | | | | | | | | | | | |

1973/79
TRUCK SERIES 100/500

3.8M, 4.7M
CONVENTIONAL FRONT AXLE

| DESCRIPTION/RESTRICTIONS | PART NUMBER | FRONT AXLE PARTS LISTS 1A THRU 1M | | | | | | | | | | | | |
|---|---------------------|-----------------------------------|---|---|---|---|---|---|---|---|---|---|---|--|
| | | A | B | C | D | E | F | G | H | J | K | L | M | |
| ARM (SPINDLE) | 3130-1 | | | | | | | | | | | | | |
| R.H. | B7Y 3130-A | 1 | | | | | | | | | | | | |
| L.H. | B7Y 3131-A | 1 | | | | | | | | | | | | |
| R.H. | B7T 3130-A | | 1 | | | | | | | | | | | |
| L.H. | B7T 3131-A | | 1 | | | | | | | | | | | |
| Bolt (arm and brake to spindle)-1/2" - 20 x 2 15/16" | 370111-S8(BB-321) | 2 | | | | | | | | | | | | |
| Nut-1/2" -20 | 370116-S8(MM-67) | 2 | | | | | | | | | | | | |
| Lockwasher-1/2" | 34809-S8(X-67) | 2 | | | | | | | | | | | | |
| Bolt (arm and brake to spindle)-9/16" -12 x 3 3/16" | 378474-S(BB-301) | | 2 | | | | | | | | | | | |
| Nut-9/16" -12 | 378477-S(MM-67-E) | | 2 | | | | | | | | | | | |
| Lockwasher-9/16" | ★ 34795-S | | 2 | | | | | | | | | | | |
| Screw (steering stop)-square head-7/16"-14 x 2 1/4" | ★ 91307-S8 | 1 | 1 | | | | | | | | | | | |
| Nut-7/16" -14 | ★ 383859-S | 1 | 1 | | | | | | | | | | | |
| END ASSY. (SPINDLE CONNECTING ROD)-also serviced in assy.-group 3280 | 3A130-1 | | | | | | | | | | | | | |
| R.H. | C1TZ 3A130-A | 1 | 1 | | | | | | | | | | | |
| L.H. | C1TZ 3A131-A | 1 | 1 | | | | | | | | | | | |
| Nut (end to spindle arm)-1/2"-20 | 370117-S2(MM-68) | 2 | 2 | | | | | | | | | | | |
| Cotter pin-1/8"-1 1/4" | 72035-S(N-51) | 2 | 2 | | | | | | | | | | | |
| ROD ASSY. (SPINDLE CONNECTING) | 3280 | | | | | | | | | | | | | |
| | C9TZ 3280-B | A | | | | | | | | | | | | |
| | C3TZ 3280-D | | B | | | | | | | | | | | |
| TUBE (SPINDLE CONNECTING ROD)-serviced only in assy.-group 3280 | 3281 | A | B | | | | | | | | | | | |
| CLAMP (SPINDLE CONNECTING ROD TUBE)-also serviced in assy.-group 3280 | C9TZ 3287-A | 2 | 2 | | | | | | | | | | | |
| Bolt (clamp to tube)-3/8" -16 x 2" | 20522-S(B-89) | 2 | 2 | | | | | | | | | | | |
| Nut-3/8" -16 | 383406-S(MM-173-MY) | 2 | 2 | | | | | | | | | | | |
| SEAL (SPINDLE CONNECTING ROD END) | 59T 3332 | 2 | 2 | | | | | | | | | | | |

NOTICE: When the parts list suffix is shown in the quantity required column, the quantity is one (1).

| DESCRIPTION/RESTRICTIONS | PART NUMBER | FRONT AXLE PARTS LISTS 2A THRU 2M | | | | | | | | | | | | |
|--|-----------------------|-----------------------------------|---|---|---|---|---|---|---|---|---|---|---|---|
| | | A | B | C | D | E | F | G | H | J | K | L | M | |
| See SECTION 30, PAGE 1 for PARTS LISTS INSTRUCTIONS | | | | | | | | | | | | | | |
| AXLE (FRONT) | 3006-7 | | | | | | | | | | | | | |
| R.H. | D2TZ 3006-C | A | | | | | | | | | | | | |
| L.H. | D2TZ 3007-C | A | | | | | | | | | | | | |
| R.H. | D1UZ 3006-A | | B | | | | | | | | | | | |
| L.H. | D1UZ 3007-A | | B | | | | | | | | | | | |
| R.H. | D4TZ 3006-A | | B | | | | | | | | | | | |
| L.H. | D4TZ 3007-A | | B | | | | | | | | | | | |
| R.H. | D7UZ 3006-A | | | | | | | | | | | | | |
| L.H. | D7UZ 3007-A | | | | | | | | | | | K | | |
| R.H. | D5UZ 3006-B | | | | | | | | | | | K | | |
| L.H. | D5UZ 3007-B | | | | | | | | | | | | L | |
| R.H. | D2TZ 3006-C | | | | | | | | | | | | | L |
| L.H. | D2TZ 3007-C | | | | | | | | | | | | | |
| R.H. | D8TZ 3006-B | | | | C | D | E | | | | | | | |
| L.H. | D8TZ 3007-B | | | | C | D | E | | | | | | | |
| R.H. | D8TZ 3006-A | | | | | | | | | | H | | | |
| L.H. | D8TZ 3007-B | | | | | | | | | | H | | | |
| 1973/74-F250 (Regular Cab) -- R.H. with 6900 lb. G.V.W. and 460 C.I.D. engine, 7500 and 8100 lb. G.V.W.-# D2TA 3008-BB | D8TZ 3006-A | | | | | | | F | | | | | | |
| 1975/77 F250 (Regular Cab) -- R.H.-with 7500 - 8100 lb. G.V.W. | | | | | | | | | | | | | | |
| 1975/78F250 (Crew Cab) -- R.H. | | | | | | | | | | | | J | | |
| 1974/78-F250 (Super Cab) -- R.H. with 6300, 6900 or 7500 lb. G.V.W. | | | | | | | | F | | | | J | | |
| L.H.-# D2TA 3009-BB "Before Ser. CA0,001" | ★ D2TZ 3007-B | | | | | | | F | | | | J | | |
| | r/b D8TZ 3007-A(2/80) | | | | | | | F | | | | J | | |
| 1975/78 F250 -- R.H. with 7500-8400 l.b. G.V.W. or Super Cab # D5TA 3008-FB, # D6TA 3008-EA | ★ D6TZ 3006-A | | | | | | | | | | | J | | |
| 1975/78 F350 -- R.H. | r/b D8TZ 3006-C(2/80) | | | | | | | | | | | J | | |
| L.H. # D5TA 3009-FB, # D6TA 3009-EA "Before Ser. CA0,001" | ★ D6TZ 3007-A | | | | | | | | | | | J | | |
| | r/b D8TZ 3006-C(2/80) | | | | | | | | | | | J | | |
| 1978/-F250 (Crew Cab) -- R.H. # D8TA 3008-BA | D8TZ 3006-A | | | | | | | | | | | J | | |
| 1978/-F250 (Super Cab) -- R.H. with 6300, 6900, or 7500 lb. G.V.W. | | | | | | | | F | | | | J | | |
| L.H. # D8TA 3009-BA "From Ser. CA0,001" | D8TZ 3007-A | | | | | | | F | | | | J | | |
| 1974-F250 (Super Cab) -- R.H.-with 8100 lb. G.V.W. | D4TZ 3006-A | | | | | | | F | | | | J | | |
| -# D4TA 3008-BA, D5TA 3006-FA | | | | | | | | | G | | | | | |
| L.H.-# D4TA 3008-BA, D5TA 3004-FA | D4TZ 3007-A | | | | | | | | G | | | | | |

1973/79
TRUCK SERIES 100/500

| DESCRIPTION/RESTRICTIONS | PART NUMBER | FRONT AXLE PARTS LISTS 2A THRU 2M | | | | | | | | | | | | |
|--------------------------|-------------|-----------------------------------|---|---|---|---|---|---|---|---|---|---|---|--|
| | | A | B | C | D | E | F | G | H | J | K | L | M | |

| 3006-7 — Cont'd | | | | | | | | | | | | | |
|---|----------------------|---|---|---|---|---|---|---|---|---|---|---|---|
| AXLE (FRONT) | D8TZ 3006-C | | | | | | | | | | | J | |
| 1978/-F250 -- R.H. with 7500-8400 lb. G.V.W. or Super Cab #D8TA 3008-DA | | | | | | | | | | | | | |
| 1978/-F350 -- R.H. L.H. #D8TA-3009-DA "From Ser. CA0,001" | D8TZ 3007-C | | | | | | | | | G | | J | |
| 1973-F350 -- #D1UA 3008-AA | D1UZ 3006-A | | | | | | | | | G | | | |
| L.H.-#D1UA 3009-AA | D1UZ 3007-A | | | | | | | | | G | | | |
| 1974-F350 -- R.H.-#D4TA 3008-BA, D5TA 3008-FA | D4TZ 3006-A | | | | | | | | | G | | | |
| L.H.-#D4TA 3009-BA, D5TA 3009-FA | D4TZ 3007-A | | | | | | | | | G | | | |
| Bolt (axle to 3B178 mounting bracket)- 5/8"-11 x 3 1/2" | 377179-S2 (BB-201-E) | 2 | 2 | 2 | 2 | 2 | 2 | 2 | 2 | 2 | 2 | 2 | 2 |
| Nut-5/8"-11 hex. hd. flange x 11/16" thick grade 5 | 34981-S4 (M-89-H) | 2 | 2 | 2 | 2 | 2 | 2 | 2 | 2 | 2 | 2 | 2 | 2 |
| Plug (spindle stop) | 383236-S (NN-82-DA) | | 2 | | | | | | | | | | |

| 3105-6 | | | | | | | | | | | | | |
|--|-------------------------|---|---|---|--|---|---|---|---|---|---|---|---|
| SPINDLE (FRONT WHEEL)- incl. 3110 bushings | D2UZ 3105-A | A | | | | | | | | | | | |
| R.H. and L.H.-#D2UA 3107-HA | D1UZ 3105-A | | B | | | | | | | | | | |
| R.H.-#D1UA 3107-AA | D1UZ 3106-A | | B | | | | | | | | | | |
| L.H.-#D1UA 3108-AA | D3TZ 3105-A | | | C | | | | | | | | | |
| R.H.-#D3TA 3107-CD or DD | D5TZ 3106-A | | | C | | | | | | | | | |
| L.H.-#D3TA 3108-CD or DD | D2TZ 3105-B | | | | | E | | | | | | | |
| R.H. "Before Ser. W40,001" | | | | | | E | | | | | | | |
| -#D2TA 3107-DA and #5 | D2TZ 3106-B | | | | | E | | | | | | | |
| L.H. "Before Ser. W40,001" | | | | | | E | | | | | | | |
| -#D2TA 3108-DA and #5 | D5TZ 3105-F | | | | | E | | | H | | | | |
| R.H. "From Ser. W40,001" | | | | | | E | | | H | | | | |
| #D5TA 3107-HA and #8 | D5TZ 3106-F | | | | | E | | | H | | | | |
| L.H.#D5TA 3108-HA and #8 | D2TZ 3105-A | | | | | | F | G | | | | | |
| R.H. "Before Ser. W40,001" | | | | | | | F | G | | | | | |
| -#D2TA 3107-DA and #4 | D2TZ 3106-A | | | | | | F | G | | | | | |
| L.H. "Before Ser. W40,001" | | | | | | | F | G | | | | | |
| -#D2TA 3108-DA and #4 | | | | | | | | | | H | | | |
| F100/150 -- R.H.-#D5TA 3107-FB | D5TZ 3105-A | | | | | | | | | H | | | |
| -- L.H.-#D5TA 3108-FB | D5TZ 3106-A | | | | | | | | | H | | | |
| F250 -- R.H.-with single piston disc brakes- | D5TZ 3105-B | | | | | D | | | | H | | | |
| #D5TA 3107-LA L.H.-#D5TA 3108-LA | D5TZ 3106-B | | | | | D | | | | H | | | |
| F250 -- R.H.-with dual piston disc brakes- | D2TZ 3105-A | | | | | | | | | H | J | | |
| #D2TA 3107-DA and #4 F350 -- R.H. | | | | | | | | | | H | J | | |
| L.H. "Before Ser. W40,001" | D2TZ 3106-A | | | | | | | | | H | J | | |
| -#D2TA 3108-DA and #4 | | | | | | | | | | H | J | | |
| R.H.#D5TA 3107-HA and #7 "From Ser. W40,001" | D5TZ 3105-E | | | | | | | F | G | | J | | |
| L.H.#D5TA 3108-HA and #7 | D5TZ 3106-E | | | | | | | F | G | | J | | |
| R.H.-#D5UA 3107-AB | D5UZ 3105-A | | | | | | | | | | | K | |
| L.H.-#D5UA 3108-AB | D5UZ 3106-A | | | | | | | | | | | K | |
| R.H.-#D5UA 3107-BB | D5UZ 3105-B | | | | | | | | | | | | L |
| L.H.-#D5UA 3108-BB | D5UZ 3106-B | | | | | | | | | | | | L |
| Fitting - 1/4"-28 | 87907-S8(L-3) | 4 | 4 | | | | | | | | | | |
| Bolt (brake to spindle)-7/16"-14 x 1 1/2" | 380899-S (BB-176-B) | 4 | | | | | | | | | | | |
| Nut-7/16"-14 | 384353-S (MM-173-X) | 4 | | | | | | | | | | | |
| Bolt (brake to spindle)-1/2"-13 x 1 3/4" | 357451-S (BB-195) | | 8 | | | | | | | | | | |
| Nut - 1/2"-13 | 382599-S100 (MM-173-MZ) | | 8 | | | | | | | | | | |

| 3110 | | | | | | | | | | | | | |
|--|-------------|---|---|---|---|---|--|---|---|---|--|---|---|
| BUSHING (FRONT WHEEL SPINDLE)- Also serviced in kit - group 3111 | D2TZ 3110-A | 4 | | 4 | 4 | | | | | | | | |
| | C8TZ 3110-A | | 4 | | | | | | | | | | |
| | C9TZ 3110-A | | | | | 4 | | | | 4 | | | |
| | C7TZ 3110-C | | | | | | | 4 | 4 | | | | |
| | D5UZ 3110-A | | | | | | | | | | | 4 | |
| | D5UZ 3110-B | | | | | | | | | | | | 4 |

NOTICE: When the parts list suffix is shown in the quantity required column, the quantity is one (1).

| DESCRIPTION/RESTRICTIONS | PART NUMBER | FRONT AXLE PARTS LISTS 2A THRU 2M | | | | | | | | | | | | |
|---|------------------------|-----------------------------------|---|---|---|---|---|---|---|---|---|---|---|--|
| | | A | B | C | D | E | F | G | H | J | K | L | M | |
| BUSHING and PIN KIT (SPINDLE)-for components refer to group in Section 32 | 3111 | | | | | | | | | | | | | |
| | D2UZ 3111-A | A | | | | | | | | | | | | |
| Resin bushings | D2UZ 3111-B | | B | | | | | | | | | | | |
| Bronze bushings | C8TZ 3111-A | | | C | | | | | | | | | | |
| "Before Ser. W40,001" | D2TZ 3111-A | | | C | D | | | | | | | | | |
| | D2TZ 3111-B | | | | | E | | | | | | | | |
| "From Ser. W40,001" | D2TZ 3111-C | | | | | | F | G | | J | | | | |
| | D5TZ 3111-A | | | | | E | | | H | | | | | |
| | D5UZ 3111-A | | | | | | | | | | K | | | |
| | D5UZ 3111-B | | | | | | | | | | | L | | |
| CAP (SPINDLE PIN)- Also serviced in kit - group 3111 | 3113 | | | | | | | | | | | | | |
| | C8TZ 3113-A | 4 | | | | | | | | | | | | |
| | C7TZ 3B167-A | | 4 | | | | 4 | 4 | | 4 | | 4 | | |
| Plug (cap grease) 1/4"-28 | C5TZ 3B167-A | | | 4 | 4 | 4 | | | 4 | | 4 | | | |
| Fitting-1/4"-28 straight | 374714-S(PP-35-A) | | 2 | | | | | | | | | | | |
| Fitting-1/4"-28 elbow | 87907-S8(I-3) | | | 2 | 2 | 2 | | | 2 | | 2 | 2 | | |
| PIN (SPINDLE)-Serviced only in kit- group 3111 | 87922-S8(I-7) | | | 2 | 2 | 2 | 4 | 4 | 2 | 4 | 2 | 2 | | |
| | 3115 | | | | | | | | | | | | | |
| PIN (SPINDLE PIN LOCKING)- Also serviced in kit - group 3111 | 3122 | | | | | | | | | | | | | |
| | A8TZ 3122-A | 2 | | 2 | 2 | 2 | | | 2 | | 2 | | | |
| Nut (pin to axle)-7/16"-20 | D2TZ 3122-A | | 2 | | | | 2 | 2 | | 2 | | 2 | | |
| Lockwasher-7/16" | 34671-S2(M-67) | 2 | 2 | 2 | 2 | 2 | 2 | | 2 | 2 | | | | |
| Pin (used as steering stop)-3/8" x 5/8" dia.- 2 13/16" long-knurled | 34808-S(X-67) | 2 | 2 | 2 | 2 | 2 | 2 | | 2 | 2 | | | | |
| | 383236-S100 (NN-82-DA) | | 2 | | | | | | | | | | | |
| | 3123 | | | | | | | | | | | | | |
| BEARING (SPINDLE PIN)- Also serviced in kit-group 3111 | | | | | | | | | | | | | | |
| R.H. and L.H.-# BE-88 | C8UZ 3123-B | A | | | | | | | | | K | | | |
| R.H. and L.H.-# BE-86 | C8TZ 3123-D | | B | | | | F | G | | J | | L | | |
| R.H. and L.H.-# BE-87 "Before Ser. W40,001" | C8TZ 3123-C | | | C | D | E | | | | | | | | |
| R.H. and L.H. "From Ser. W40,001" | D5TZ 3123-A | | | | | E | | | H | | | | | |
| ARM (SPINDLE) | 3130-1 | | | | | | | | | | | | | |
| R.H.-# D1UA 3130-EA | D2UZ 3130-A | A | | | | | | | | | | | | |
| L.H.-# D1UA 3131-EA | D2UZ 3131-A | A | | | | | | | | | | | | |
| Bolt (arm to spindle)-1/2"-20 x 2 1/4" | 382719-S (BB-300-X) | 4 | | | | | | | | | | | | |
| Nut-1/2"-20 | 382720-S (MM-67-B) | 4 | | | | | | | | | | | | |
| Cotter pin-1/8" x 1 1/4" | 72053-S(N-52) | 4 | | | | | | | | | | | | |

1973/79
TRUCK SERIES 100/500

| DESCRIPTION/RESTRICTIONS | PART NUMBER | FRONT AXLE PARTS LISTS 2A THRU 2M | | | | | | | | | | | | | |
|--|---------------------|-----------------------------------|----|----|----|----|----|----|----|----|----|----|----|----|--|
| | | A | B | C | D | E | F | G | H | J | K | L | M | | |
| END ASSY. (SPINDLE CONNECTING ROD) | | 3A130-1 | | | | | | | | | | | | | |
| R.H.-(rod assy.) | C8UZ 3280-A | A | | | | | | | | | | | | | |
| L.H.-inner (end assy.) | C8UZ 3A130-A | A | | | | | | | | | | | | | |
| L.H.-outer (end assy.) | C8UZ 3A131-A | A | | | | | | | | | | | | | |
| R.H.-(rod assy.) | C8UZ 3280-B | | B | | | | | | | | | | | | |
| L.H.-inner (end assy.) | C8UZ 3A130-B | | B | | | | | | | | | | | | |
| L.H.-outer (end assy.) | C8UZ 3A131-B | | B | | | | | | | | | | | | |
| R.H. | D2TZ 3A130-B | | | C | D | | | | | | | | | | |
| L.H. | D3TZ 3A131-A | | | C | D | | | | | | | | | | |
| R.H. | D2TZ 3A130-A | | | | | E | F | G | | J | | | | | |
| L.H. | D2TZ 3A131-A | | | | | E | F | G | | J | | | | | |
| F100/150 -- R.H. | D2TZ 3A130-B | | | | | | | | | H | | | | | |
| F250 -- R.H.-with single piston disc brakes | | | | | | | | | | H | | | | | |
| L.H. | D3TZ 3A131-A | | | | | | | | | H | | | | | |
| F250 -- R.H.-with dual piston disc brakes | D2TZ 3A130-A | | | | | | | | | H | | | | | |
| L.H. | D2TZ 3A131-A | | | | | | | | | H | | | | | |
| (inner) | D5UZ 3A130-A | | | | | | | | | | | | K | | |
| (outer) | D5UZ 3A131-A | | | | | | | | | | | | K | | |
| R.H.-(rod assy.) w/front stab. bar | D8TZ 3280-B | | | | | | | | | | | | K | | |
| R.H.-(end assy.) w/front stab. bar | D8TZ 3A130-A | | | | | | | | | | | | K | | |
| (inner) "Before Ser. Y80,001" | D5UZ 3A130-B | | | | | | | | | | | | L | | |
| (outer) | D5UZ 3A131-B | | | | | | | | | | | | L | | |
| (inner) "From Ser. Y80,001" | D7UZ 3A130-A | | | | | | | | | | | | L | | |
| (outer) | D7UZ 3A131-A | | | | | | | | | | | | L | | |
| Fitting (stud grease) 1/4"-28 | 87907-S8(1-3) | AR | AR | AR | AR | AR | AR | AR | AR | AR | AR | AR | AR | AR | |
| Nut (end to idler arm or spindle)-9/16"-18 | 34033-S18(M11) | AR | AR | AR | AR | AR | AR | AR | AR | AR | AR | AR | AR | AR | |
| Nut (end to idler arm) 1/2"-20 | 351059-S(MM-66) | AR | AR | | | | | | | | | | | | |
| Refer to group 3113 | 3B167 | | | | | | | | | | | | | | |
| BUSHING (AXLE PIVOT)- | 3B177 | | | | | | | | | | | | | | |
| Also serviced in assy.-group 3006-7 | | | | | | | | | | | | | | | |
| R.H. and L.H.-5/8" I.D. x 2 1/4" O.D. | C5TZ 3B177-A | 2 | | 2 | 2 | 2 | | | | 2 | 2 | | | | |
| R.H. and L.H.-5/8" I.D. x 2 7/16" O.D. | C8TZ 3B177-A | | 2 | | | | | | 2 | | | | | | |
| R.H. and L.H. 3/4" I.D. x 2 7/16" O.D. | C7TZ 3B177-A | | | | | | | 2 | | | | | | | |
| R.H. & L.H.-5/8" I.D. | D5UZ 3B177-A | | | | | | | | | | | | 2 | | |
| R.H. & L.H.-5/8" I.D. x 1 11/16" O.D. | D5UZ 3B177-B | | | | | | | | | | | | 2 | | |
| SEAL (SPINDLE PIN OIL)- | 3178 | | | | | | | | | | | | | | |
| Also serviced in kit - group 3111 | | | | | | | | | | | | | | | |
| | C8TZ 3178-A | 2 | | 2 | 2 | 2 | | | | 2 | | 2 | | | |
| | C8TZ 3178-B | | 2 | | | | | 2 | 2 | | 2 | | 2 | | |
| Serviced in details-refer to groups 3A130-1, 3281 and 3287 | 3280 | | | | | | | | | | | | | | |
| TUBE (SPINDLE CONNECTING ROD) | 3281 | | | | | | | | | | | | | | |
| Incl. clamps | D8HZ 7819-A | A | | | | | | | | | | | | K | |
| Incl. clamps | C6TZ 3281-A | | B | | | | | | | | | | | | |
| Incl. clamps | D2TZ 3281-A | | | C | D | E | F | G | H | J | | | L | | |
| CLAMP (SPINDLE CONNECTING ROD)- | 3287 | | | | | | | | | | | | | | |
| incl. attaching parts | C5TZ 3287-A | 2 | | 2 | 2 | 2 | 2 | 2 | 2 | 2 | 2 | 2 | 2 | 2 | |
| | TGAA 3287-A | | 2 | | | | | | | | | | | | |
| Bolt (clamp to rod) 7/16"-14 x 2" | 304815-S(B-110-A) | 2 | | 2 | 2 | 2 | 2 | 2 | 2 | 2 | 2 | 2 | 2 | 2 | |
| Nut 7/16"-14 | 384353-S4(MM-173-X) | 2 | | 2 | 2 | 2 | 2 | 2 | 2 | 2 | 2 | 2 | 2 | 2 | |
| Bolt (clamp to rod) 1/2"-13 x 2 1/2" | 58679-S2(B-126-B) | | 2 | | | | | | | | | | | | |
| Nut-1/2"-13 | 34979-S2(M-89-FA) | | 2 | | | | | | | | | | | | |

NOTICE: When the parts list suffix is shown in the quantity required column, the quantity is one (1).

| DESCRIPTION/RESTRICTIONS | PART NUMBER | FRONT AXLE PARTS LISTS 2A THRU 2M | | | | | | | | | | | | |
|---|---------------------------------------|-----------------------------------|---|---|---|---|---|---|---|---|---|---|---|--|
| | | A | B | C | D | E | F | G | H | J | K | L | M | |
| SEAL (SPINDLE CONNECTING ROD END DUST) | 3332 | | | | | | | | | | | | | |
| R.H.--rubber | C5TZ 3332-B | | | C | D | E | F | G | H | J | | | | |
| R.H.--steel | D5UZ 3332-A | | | C | D | E | F | G | H | J | | | | |
| L.H.--rubber cup | C5TZ 3332-A | | | C | D | E | F | G | H | J | | | | |
| R.H. & L.H. (drag link & spindle connecting rod ends) | C5TZ 3332-A | | | | | | | | | | | | | |
| Rubber -- (between 3A130 & 3304) | D5UZ 3332-A | | | | | | | | | | | 3 | 3 | |
| Steel cup | D5UZ 3332-B | | | | | | | | | | | K | L | |
| STOP (STEERING) | 3A706 | | | | | | | | | | | K | L | |
| Steering arm | ★ D2TZ 3A706-A Not replaced (5/79) | | | | | E | F | G | | | | | | |
| Stop - spd. stng. - exc. 950 tires- # orange paint | D5UZ 3A706-A | | | | | | | | | | | 2 | 2 | |
| Stop - spd. stng. - w/9.50 tires- # blue paint | D5UZ 3A706-B | | | | | | | | | | | 2 | 2 | |
| Bolt (stop retaining) 3/8"-16 x 1 3/4" | 58637-S2(B-86-A) | | | | | E | F | G | | | | | | |
| Nut - 3/8"-16 | 34987-S2(M-89-CF) | | | | | E | F | G | | | | | | |

| DESCRIPTION/RESTRICTIONS | PART NUMBER | FRONT AXLE PARTS LISTS 3A THRU 3M | | | | | | | | | | |
|---|---------------------|-----------------------------------|----|----|---|---|---|---|---|---|---|---|
| | | A | B | C | D | E | F | G | H | J | K | L |
| Note: Refer to SECTION 30, Page 1 for PARTS LISTS INSTRUCTIONS | | | | | | | | | | | | |
| AXLE (FRONT) | 3010 | | | | | | | | | | | |
| B-F500 | C9TZ 3010-A | A | B | | | | | | | | | |
| M450/500 | D3TZ 3010-B | | | C | | | | | | | | |
| SPINDLE ASSY. (FRONT WHEEL)-Incl. 3110 bushing | DOTZ 3105-A | A | B | C | | | | | | | | |
| Nut (wheel brg. to spindle)-1" -14 castle | 351163-S2(MM-82) | 2 | 2 | 2 | | | | | | | | |
| Fitting-1/4" -28 | 87922-S8(L-7) | 4 | 4 | 4 | | | | | | | | |
| Cotter pin-1/8" x 1 3/4" | 72089-S(N-55) | 2 | 2 | 2 | | | | | | | | |
| BUSHING (SPINDLE PIN)-Also serviced in kit-group 3111 | C3TZ 3110-A | 4 | 4 | 4 | | | | | | | | |
| PIN and BUSHING KIT (SPINDLE) | C3TZ 3111-A | A | B | C | | | | | | | | |
| Serviced only in kit-group 3111 | 3115 | | | | | | | | | | | |
| SHIM (SPINDLE PIN)-Also serviced in kit-group 3111 | 3117 | | | | | | | | | | | |
| .005" thick-serviced only in kit-group 3111 | ★3117 | AR | AR | AR | | | | | | | | |
| .016" thick | 19B 3117 | AR | AR | AR | | | | | | | | |
| PIN (SPINDLE PIN LOCKING)-2 5/8" long-Also serviced in kit-group 3111 | C3TZ 3122-A | 2 | 2 | 2 | | | | | | | | |
| Nut (pin retaining)-7/16" -20 | 34447-S8(M-83) | 2 | 2 | 2 | | | | | | | | |
| BEARING (SPINDLE PIN)-Also serviced in kit-group 3111, #T-126 | A8TZ 3123-A | 2 | 2 | 2 | | | | | | | | |
| SEAL (SPINDLE PIN DUST)-Also serviced in kit-group 3111 | C3TZ 3125-A | 2 | 2 | 2 | | | | | | | | |
| ARM (SPINDLE) | 3130-1 | | | | | | | | | | | |
| R.H. | C7TZ 3130-B | A | B | C | | | | | | | | |
| L.H. | C7TZ 3131-B | A | B | C | | | | | | | | |
| Bolt (arm to spindle)-9/16" -18 x 3 13/64" | 383113-S2(BB-321-X) | 4 | 4 | 4 | | | | | | | | |
| Nut-9/16" -18 | 370117-S(MM-68) | 4 | 4 | 4 | | | | | | | | |
| Cotter pin-1/8" x 1 1/2" | 73071-S(N-54) | 4 | 4 | 4 | | | | | | | | |
| Washer-9/16" | 371613-S(XX-202) | 4 | 4 | 4 | | | | | | | | |
| Screw (steering stop)-7/16" -14 x 2 1/4" sq. hd | ★91307-S8 | 1 | 1 | 1 | | | | | | | | |
| Nut-7/16" -14 | ★383859-S | 1 | 1 | 1 | | | | | | | | |
| END ASSY. (SPINDLE CONNECTING ROD) | 3A130-1 | | | | | | | | | | | |
| R.H. | C7TZ 3A130-D | A | B | C | | | | | | | | |
| L.H. | C7TZ 3A131-D | A | B | C | | | | | | | | |
| Nut (end to spindle arm)-3/4" -16 | 383042-S(MM-76-B) | 2 | 2 | 2 | | | | | | | | |
| Cotter pin-1/8" x 1 1/2" | 72071-S(N-54) | 2 | 2 | 2 | | | | | | | | |
| Fitting (lubricator)-1/4" -28 | 87901-S(L-1) | 2 | 2 | 2 | | | | | | | | |
| ARM (STEERING) | C9TZ 3146-A | A | A | C | | | | | | | | |
| Bolt (arm to spindle)-9/16" -18 x 3 13/64" | 383113-S2(BB-321-X) | 2 | 2 | 2 | | | | | | | | |
| Nut-9/16" -18 | 370117-S(MM-68) | 2 | 2 | 2 | | | | | | | | |
| Cotter pin-1/8" -1 1/2" | 72071-S(N-54) | 2 | 2 | 2 | | | | | | | | |
| ROD ASSY. (SPINDLE CONNECTING) | C9TZ 3280-A | A | B | C | | | | | | | | |
| TUBE ASSY. (SPINDLE CONNECTING ROD) | 3281 | | | | | | | | | | | |
| Incl. clamp and attaching parts | C9TZ 3281-A | A | B | C | | | | | | | | |
| Bolt (clamp to end assy.)-3/8" -16 x 2" | 20522-S(B-89) | 2 | 2 | 2 | | | | | | | | |
| Nut-3/8" -16 lock | 383406-S(MM-173-MY) | 2 | 2 | 2 | | | | | | | | |
| Serviced only in assy.-group 3281 | 3287 | | | | | | | | | | | |
| SEAL (SPINDLE CONNECTING ROD END) | C7TZ 3332-G | 2 | 2 | 2 | | | | | | | | |

| DESCRIPTION/RESTRICTIONS | PART NUMBER | FRONT AXLE PARTS LISTS 4A THRU 4M | | | | | | | | | | | | |
|--|-----------------|-----------------------------------|----|----|----|----|----|----|----|----|----|----|----|----|
| | | A | B | C | D | E | F | G | H | J | K | L | M | |
| Note: Refer to SECTION 30, PAGE 1 for PARTS LISTS INSTRUCTIONS | | | | | | | | | | | | | | |
| NUT (HUB BOLT) | COAZ 1012-A | 10 | 10 | 10 | 10 | 10 | 10 | 10 | 10 | 10 | 10 | 10 | 10 | 10 |
| SLEEVE and RING ASSY. (LOCKOUT HUB) | C4TZ 1A028-A | | 2 | 2 | | | 2 | 2 | | | | 2 | 2 | 2 |
| Snap ring (sleeve & ring to axle shaft)- 1 5/32" I.D. x 1 11/32" O.D. x 3/64" thick | 371834-S(QQ-40) | | 2 | 2 | | | | 2 | | | | | | |
| KNOB (LOCKOUT HUB ACTUATING) | C8TZ 1A029-A | | 2 | 2 | | | | 2 | 2 | | | | 2 | 2 |
| "O" RING (LOCKOUT HUB KNOB) | 1A030 | | | | | | | | | | | | 2 | 2 |
| Inner-3" I.D. | C8TZ 1A030-A | | 2 | 2 | | | 2 | 2 | | | | | 2 | 2 |
| Outer-2" I.D. | C8TZ 1A030-B | | 2 | 2 | | | 2 | 2 | | | | | 2 | 2 |
| BOLT (LOCKOUT HUB PLATE RETAINING)- 10-24 x 1 3/32" socket head | C8TZ 1A031-A | | 6 | 6 | | | 6 | 6 | | | | | 6 | 6 |
| WASHER (LOCKOUT HUB PLATE BOLT) | D1TZ 1A032-A | | 6 | 6 | | | 6 | 6 | | | | | 6 | 6 |
| PLATE (LOCKOUT HUB RETAINING) | C8TZ 1A050-A | | 2 | 2 | | | 2 | 2 | | | | | 2 | 2 |
| RETAINER (LOCKOUT HUB CLUTCH) | C8TZ 1A051-A | | 2 | 2 | | | 2 | 2 | | | | | 2 | 2 |
| Snap ring (clutch retainer to hub)-3 1/8" I.D. x 3 5/16" O.D. | 378392-S(QQ-81) | | 2 | 2 | | | 2 | 2 | | | | | 2 | 2 |
| RING and BUSHING ASSY. (LOCKOUT HUB) | C4TZ 1A052-A | | 2 | 2 | | | 2 | 2 | | | | | 2 | 2 |
| CAM (LOCKOUT HUB ACTUATING) | D8TZ 1A053-B | | 2 | 2 | | | 2 | 2 | | | | | 2 | 2 |
| SPRING (LOCKOUT HUB PRESSURE) | C9TZ 1A054-A | | 2 | 2 | 2 | 2 | 2 | 2 | 2 | 2 | 2 | 2 | 2 | 2 |
| RETAINER (LOCKOUT HUB PRESSURE SPRING) | C4TZ 1A055-A | | 2 | 2 | 2 | 2 | 2 | 2 | 2 | 2 | 2 | 2 | 2 | 2 |
| SNAP RING | D7TZ 1B093-A | | | | | | | | | | | | 2 | 2 |
| HUB and BRAKE DRUM (FRONT) | C9TZ 1102-B | | 2 | 2 | 2 | 2 | 2 | | | | | | 2 | 2 |
| HUB and ROTOR ASSY. (FRONT) | D6TZ 1102-A | | | | | | | 2 | 2 | 2 | 2 | 2 | 2 | 2 |
| HUB ASSY. (FRONT WHEEL FREE RUNNING) | 1104 | | | | | | | 2 | 2 | 2 | 2 | 2 | 2 | 2 |
| | C8TZ 1104-A | | 2 | 2 | | | | 2 | | | | | | |
| | D8TZ 1104-D | | | | | | | | | | | | 2 | 2 |
| BOLT (WHEEL HUB) | 1107 | | | | 10 | 10 | 10 | | | | | | | |
| | D3TZ 1107-B | | | | | | | | | | | | | |
| | D6TZ 1107-A | | | | | | | 10 | 10 | 10 | 10 | 10 | 10 | 10 |
| DRUM (BRAKE) | D6TZ 1125-F | 2 | 2 | 2 | 2 | 2 | | | | | | | | |
| CAP (FRONT HUB GREASE) | 1131 | | | | | | | | | | | | | |
| | B9TZ 1131-A | 2 | | | 2 | 2 | 2 | | | 2 | | | | |
| | D8TZ 1131-B | | | | | | | | | | | | 2 | 2 |
| ADAPTER (AXLE SHAFT STUD) | D6TZ 1142-A | | | | | | | | | | | | 3 | 3 |
| SEAL (FRONT WHEEL OIL) | 1175 | | | | | | | | | | | | | |
| Hub seal 2 1/2" I.D. x 3 5/8" O.D. x 1/2" thick | C9TZ 1175-A | | | | | | | | | | | | 2 | 2 |
| Hub seal | C9TZ 1175-B | | | | | | | 2 | 2 | | | | 2 | 2 |
| Hub seal | C9TZ 1175-C | | | | | | | 2 | 2 | | | | 2 | 2 |
| Spindle seal (inner) 2 1/16" I.D. x 2 47/64" O.D. x 17/32" thick | D6TZ 1175-A | 2 | 2 | 2 | 2 | 2 | 2 | 2 | 2 | 2 | 2 | 2 | 2 | 2 |
| Spindle seal (outer) 1 9/32" I.D. x 1 21/32" O.D. x 5/32" thick | D6TZ 1175-B | | | | | | | 2 | 2 | 2 | 2 | 2 | 2 | 2 |

1973/79
TRUCK SERIES 100/500

| DESCRIPTION/RESTRICTIONS | PART NUMBER | FRONT AXLE PARTS LISTS 4A THRU 4M | | | | | | | | | | | | |
|---|----------------------|-----------------------------------|----|----|----|----|----|----|----|----|----|----|----|----|
| | | A | B | C | D | E | F | G | H | J | K | L | M | |
| Note: Refer to SECTION 30, PAGE 1 for PARTS LISTS INSTRUCTIONS | | | | | | | | | | | | | | |
| NUT-(WHEEL BEARING ADJ.)outer | D8TZ 1197-A | | | | | | 2 | 2 | | 2 | 2 | 2 | 2 | 2 |
| BEARING RETAINER KIT (FRONT WHEEL LOCK) -Incl. inner, outer locknut and lock retainer) | D2TZ 1198-A | 2 | | | 2 | 2 | 2 | 2 | 2 | 2 | 2 | 2 | 2 | 2 |
| Refer to group 4221-2 in this Section | | | | | | | | | | | | | | |
| GEAR (AXLE SHAFT DRIVE) | C0TT 1245-A | 2 | | | 2 | 2 | 2 | | 2 | 2 | | 2 | | |
| Ring (gear retaining)-1 5/8" | 374424-S(XX-16-E) | 2 | | | 2 | 2 | | | | | | | | |
| Ring (gear to shaft)-1 1/4" | 371834-S(QQ-40) | 2 | | | 2 | | | | | | | | | |
| Shield - front disc brake - R.H. | D6TZ 2K004-B | | | | | | F | G | H | J | K | L | M | |
| Shield - front disc brake - L.H. | D6TZ 2K005-A | | | | | | F | G | H | J | K | L | M | |
| BRACKET (BRAKE HOSE)-R.H. and L.H. | D1TZ 2082-C | 2 | 2 | 2 | 2 | 2 | | | | | | | | |
| Bolt (bracket to spindle arm)-3/8"-24 x 1 3/8" | 371900-S(BB-219-A) | 2 | 2 | 2 | 2 | 2 | | | | | | | | |
| Lockwasher-3/8" | 34847-S(X-74) | 2 | 2 | 2 | 2 | 2 | | | | | | | | |
| Bracket - caliper mounting - R.H. | D6TZ 2B292-A | | | | | | F | G | H | J | K | L | M | |
| Bracket - caliper mounting - L.H. | D6TZ 2B293-A | | | | | | F | G | H | J | K | L | M | |
| HOUSING ASSY. (AXLE) | ★ D2TZ 3010-B | A | B | | | | | | | | | | | |
| | Not replaced (11/78) | | | | | | | | | | | | | |
| | D3TZ 3010-A | | | C | D | | | | | | | | | |
| | D4TZ 3010-C | | | | | E | | | | | | | | |
| | D6TZ 3010-A | | | | | | F | | | | | | | |
| Use on axles Identified: D7TA-ANA,ATA | D7TZ 3010-B | | | | | | F | G | H | | | | | |
| | D7TZ 3010-C | | | | | | | | | J | K | | | |
| Use on axle Identified: D7TA-ARC | D7TZ 3010-D | | | | | | F | | | | | | | |
| | D8TZ 3010-C | | | | | | | | | | | L | | |
| | D8TZ 3010-B | | | | | | | | | | | | M | |
| JOINT ASSY. (SPINDLE ARM)-incl. nut (3A049-50) | | | | | | | | | | | | | | |
| | 3049-50 | | | | | | | | | | | | | |
| R.H. and L.H. -upper | D3TZ 3049-A | 2 | 2 | 2 | 2 | 2 | 2 | 2 | 2 | 2 | 2 | 2 | 2 | 2 |
| R.H. and L.H. -lower | D3TZ 3050-A | 2 | 2 | 2 | 2 | 2 | 2 | 2 | 2 | 2 | 2 | 2 | 2 | 2 |
| NUT (BALL JOINT RETAINING) | | | | | | | | | | | | | | |
| | 3A049-50 | | | | | | | | | | | | | |
| R.H. and L.H.-upper | D1TZ 3A049-A | 2 | 2 | 2 | 2 | 2 | 2 | 2 | 2 | 2 | 2 | 2 | 2 | 2 |
| -lower | D1TZ 3A050-A | 2 | 2 | 2 | 2 | 2 | 2 | 2 | 2 | 2 | 2 | 2 | 2 | 2 |
| Cotter pin-1/8" x 1 1/8" | 72035-S(N-51) | 2 | 2 | 2 | 2 | 2 | 2 | 2 | 2 | 2 | 2 | 2 | 2 | 2 |
| BUSHING (UPPER BALL JOINT ADJUSTING) | D1TZ 3B049-A | 2 | 2 | 2 | 2 | 2 | 2 | 2 | 2 | 2 | 2 | 2 | 2 | 2 |
| SPINDLE ASSY. | | | | | | | | | | | | | | |
| | 3105 | | | | | | | | | | | | | |
| #36576-Incl. 3123 bearing | D3TZ 3105-C | 2 | 2 | 2 | 2 | 2 | | | | | | | | |
| #38421 - Incl. 3123 bearing | D6TZ 3105-C | | | | | | 2 | 2 | 2 | 2 | 2 | 2 | 2 | 2 |
| Bolt (spindle to arm)-3/8"-24 x 1 1/4" | 371198-S(BB-217) | 12 | 12 | 12 | 12 | 12 | | | | | | | 12 | 12 |
| Nut-3/8"-24 | 33925-S(M-33) | 12 | 12 | 12 | 12 | 12 | | | | | | | | |
| Nut - 7/16" - 20 | 34447-S2(M-83) | | | | | | 10 | 10 | 10 | 10 | 10 | 10 | 10 | 10 |
| BEARING ASSY. (SPINDLE NEEDLE)- #B2110 | C6TZ 3123-A | 2 | 2 | 2 | 2 | 2 | 2 | 2 | 2 | 2 | 2 | 2 | 2 | 2 |
| ARM (SPINDLE) | | | | | | | | | | | | | | |
| | 3130-1 | | | | | | | | | | | | | |
| R.H. | ★ D2TZ 3130-C | A | B | | | | | | | | | | | |
| | Not replaced (11/78) | | | | | | | | | | | | | |
| L.H. | ★ D2TZ 3131-C | A | B | | | | | | | | | | | |
| | Not replaced (11/78) | | | | | | | | | | | | | |
| R.H. | D3TZ 3130-C | | | C | D | E | | | | | | | | |
| L.H. | D3TZ 3131-C | | | C | D | E | | | | | | | | |
| RH | D6TZ 3130-A | | | | | | F | G | H | | | | | |
| LH | D6TZ 3131-A | | | | | | F | G | H | | | | | |
| R.H. | D8TZ 3130-B | | | | | | | | | J | K | | | |
| L.H. | D8TZ 3131-B | | | | | | | | | J | K | | | |
| R.H. | D8TZ 3130-C | | | | | | | | | | | L | M | |
| L.H. | D8TZ 3131-C | | | | | | | | | | | L | M | |

NOTICE: When the parts list suffix is shown in the quantity required column, the quantity is one (1).

| DESCRIPTION/RESTRICTIONS | PART NUMBER | FRONT AXLE PARTS LISTS 4A THRU 4M | | | | | | | | | | | | |
|---|--------------|-----------------------------------|---|---|---|---|---|---|----|----|----|----|----|----|
| | | A | B | C | D | E | F | G | H | J | K | L | M | |
| Note: Refer to SECTION 30, PAGE 1 for PARTS LISTS INSTRUCTIONS | | | | | | | | | | | | | | |
| END ASSY. (SPINDLE CONNECTING ROD) | 3A130-1 | | | | | | | | | | | | | |
| R.H.—use w/axle assy.'s identified as D3TA—RA, SA, TA, UA, VA, YA or Dana No.'s 603369-1, 2, 3, 4, 5 or 6 | C6TZ 3A130-A | A | B | | | | | | | | | | | |
| L.H.—serviced only in assy. group 3280 | ★ 3A131 | A | B | | | | | | | | | | | |
| R.H.—use w/axle assy.'s identified as D3TA—AA, BA, CA, DA, EA, FA or Dana No.'s 603394-1, 2, 3, 4, 5 or 6 -- serviced only in assy. group 3280 | ★ 3A130 | A | B | | | | | | | | | | | |
| L.H. | D3TZ 3A131-A | A | B | | | | | | | | | | | |
| R.H.—serviced only in assy. group 3280 | 3A130 | | | C | D | E | | | | | | | | |
| L.H. | D3TZ 3A131-C | | | C | D | E | | | | | | | | |
| R.H. — serviced only in assy. group 3280 | 3A130 | | | | | | F | G | H | | | | | |
| L.H. | D6TZ 3A131-B | | | | | | F | G | H | | | | | |
| R.H.—Serviced only in assy. group 3280 | 3A130 | | | | | | | | | J | K | L | M | |
| L.H. | D7TZ 3A131-A | | | | | | | | | J | K | L | M | |
| SLINGER (SPINDLE SHAFT OIL) | D3TZ 3C132-A | 2 | 2 | 2 | 2 | 2 | 2 | 2 | | 2 | 2 | 2 | 2 | |
| BOLT — (SPINDLE ARM) | D6TZ 3C140-A | | | | | | | | 10 | 10 | 10 | 10 | 10 | 10 |
| ARM ASSY. (STEERING) | D8TZ 3146-C | | | | | | | | | | J | K | | |
| STUD (FRT. AXLE STRG. ARM to SPINDLE) | D6TZ 3A146-A | | | | | | | | | | 3 | 3 | | |
| SHAFT ASSY. (AXLE) — Also ref. 3B387 | 3219-20 | | | | | | | | | | | | | |
| R.H. — 44 15/32" long | D7TZ 3219-A | | | | | | | | | J | K | | | |
| L.H. — 28 11/32" long | D7TZ 3220-A | | | | | | | | | J | K | | | |
| R.H.—43 5/8" long | D7TZ 3219-B | A | B | C | D | E | F | G | H | | | | L | M |
| L.H.—28 5/8" long | D7TZ 3220-B | A | B | C | D | E | F | G | H | | | | L | M |

1973/79
TRUCK SERIES 100/500

| DESCRIPTION/RESTRICTIONS | PART NUMBER | FRONT AXLE PARTS LISTS 4A THRU 4M | | | | | | | | | | | | |
|---|---------------------|-----------------------------------|---|---|---|---|---|---|---|---|---|---|---|--|
| | | A | B | C | D | E | F | G | H | J | K | L | M | |
| Note: Refer to SECTION 30, PAGE 1 for PARTS LISTS INSTRUCTIONS | | | | | | | | | | | | | | |
| GEAR and PINION KIT (AXLE) 3.50 ratio consists of: 1-D4TZ 3222-A Pinion & gear assy 1-C4TZ 4067-G Shim Kit 1-8A 4616 Outer cup 1-8M 4621 Outer bearing 1-8A 4628 Inner cup 1-8M 4630 Inner bearing 1-COTT 4670-A Slinger 1-C6TZ 4670-A Slinger 1-C6TZ 4670-B Baffle 1-C6TZ 4676-A Seal 10-350672-S Screw | 3222 D4TZ 3222-B | | | C | D | E | F | G | H | J | K | L | M | |
| 3.54 ratio consists of: 1-C6TZ 3222-C Pinion & gear assy 1-C6TZ 4067-G Shim kit 1-8A 4616 Outer cup 1-8M 4621 Outer bearing 1-8A 4628 Inner cup 1-8M 4630 Inner bearing 1-COTT 4670-A Slinger 1-C6TZ 4670-A Slinger 1-C6TZ 4670-B Baffle 1-C6TZ 4676-A Seal 10-350672-S Screw | C6TZ 3222-N | A | B | C | D | E | | | | | | | | |
| 3.73 ratio consists of: 1-C6TZ 3222-D pinion & gear assy. 1-C6TZ 4067-G Shim kit 1-8A 4616 Outer cup 1-8M 4621 Outer bearing 1-8A 4628 Inner cup 1-8M 4630 Inner bearing 1-COTT 4670-A Slinger 1-C6TZ 4670-A Slinger 1-C6TZ 4670-B Baffle 1-C6TZ 4676-A Seal 10-350672-S Screw | C6TZ 3222-P | A | B | C | D | | | | | | | | | |

NOTICE: When the parts list suffix is shown in the quantity required column, the quantity is one (1).

| DESCRIPTION/RESTRICTIONS | PART NUMBER | FRONT AXLE PARTS LISTS 4A THRU 4M | | | | | | | | | | | | |
|--|------------------|-----------------------------------|----|----|----|----|----|----|----|----|----|----|----|-----|
| | | A | B | C | D | E | F | G | H | J | K | L | M | |
| <p>Note: Refer to SECTION 30, PAGE 1 for PARTS LISTS INSTRUCTIONS</p> | | | | | | | | | | | | | | |
| <p>GEAR and PINION KIT (AXLE)</p> <p>4.09 ratio</p> <p>consists of:</p> <p>1-C6TZ 3222-E pinion & gear assy</p> <p>1-C6TZ 4067-G Shim kit</p> <p>1-8A 4616 Outer cup</p> <p>1-8M 4621 Outer bearing</p> <p>1-8A 4628 Inner cup</p> <p>1-8M 4630 Inner bearing</p> <p>1-COTT 4670-A Slinger</p> <p>1-C6TZ 4670-A Slinger</p> <p>1-C6TZ 4670-B Baffle</p> <p>1-C6TZ 4676-A Seal</p> <p>10-350672-S Screw</p> | C6TZ 3222-R | | | | | | | | | | | | | M |
| <p>4.09 ratio</p> <p>consists of:</p> <p>1-Pinion & gear assy.</p> <p>1-D7TZ 4067-B Shim kit</p> <p>1-8A 4616 Outer cup</p> <p>1-8M 4621 Outer bearing</p> <p>1-8A 4628 Inner cup</p> <p>1-8M 4630 Inner bearing</p> <p>1-COTT 4670-A Slinger</p> <p>1-C6TZ 4670-A Slinger</p> <p>1-C6TZ 4670-B Baffle</p> <p>1-C6TZ 4676-A Seal</p> <p>10-350672-S Screw</p> | D7TZ 3222-A | | | | | | | | | | | | | L |
| <p>3.00 ratio</p> <p>consists of:</p> <p>1-Pinion & gear assy.</p> <p>1-C4TZ-4067-G Shim kit</p> <p>1-8A 4616 Outer cup</p> <p>1-8M 4621 Outer bearing</p> <p>1-8A 4628 Inner cup</p> <p>1-8M 4630 Inner bearing</p> <p>1-COTT-4670-A Slinger</p> <p>1-C6TZ-4670-A Slinger</p> <p>1-C6TZ-4670-B Baffle</p> <p>1-C6TZ-4676-A Seal</p> <p>10-350672-S Screw</p> | D8TZ 3222-A | | | | | | | | | | | | | L M |
| Bolt (ring gear to case)-3/8" -24 x 15/16" | 350672-S(BB-214) | 10 | 10 | 10 | 10 | 10 | 10 | 10 | 10 | 10 | 10 | 10 | 10 | 10 |
| JOINT KIT (AXLE SHAFT UNIVERSAL) | D3TZ 3249-A | 2 | 2 | 2 | 2 | 2 | 2 | 2 | 2 | 2 | 2 | 2 | 2 | 2 |
| | | | | | | | | | | | | | | |
| | | | | | | | | | | | | | | |
| | | | | | | | | | | | | | | |
| | | | | | | | | | | | | | | |
| | | | | | | | | | | | | | | |
| | | | | | | | | | | | | | | |
| | | | | | | | | | | | | | | |
| | | | | | | | | | | | | | | |
| | | | | | | | | | | | | | | |
| | | | | | | | | | | | | | | |
| | | | | | | | | | | | | | | |
| | | | | | | | | | | | | | | |

1973/79
TRUCK SERIES 100/500

| DESCRIPTION/RESTRICTIONS | PART NUMBER | FRONT AXLE PARTS LISTS 4A THRU 4M | | | | | | | | | | | | |
|---|------------------------|-----------------------------------|---|---|---|---|---|---|---|---|---|---|---|---|
| | | A | B | C | D | E | F | G | H | J | K | L | M | |
| Note: Refer to SECTION 30, PAGE 1 for PARTS LISTS INSTRUCTIONS | | | | | | | | | | | | | | |
| SEAL (AXLE SHAFT OIL) | 3254 | | | | | | | | | | | | | |
| #525085 or #36352 or #13165 | C6TZ 3254-C | 2 | 2 | 2 | 2 | 2 | 2 | 2 | 2 | | | | | |
| 1 27/64" I.D. x 2 9/32" O.D. x 29/32" thick | | | | | | | | | | | | | | |
| #36913 "Before Ser. CE0,001" | ★ D3TZ 3254-A | | | | | | | | | | | 2 | 2 | 2 |
| | r/b D8TZ 3254-B (4/80) | | | | | | | | | | | | | |
| #620257 "From Ser. CE0,001" | D8TZ 3254-B | | | | | | | | | | | 2 | 2 | 2 |
| ROD ASSY. (SPINDLE CONNECTING)-incl. spindle connecting rod end | 3280 | | | | | | | | | | | | | |
| Use w/axle assy.'s identified as D3TA-RA, SA, TA, UA, VA, YA or Dana no.'s 603369-1, 2, 3, 4, 5 or 6 | C6TZ 3280-B | A | B | | | | | | | | | | | |
| Use w/axle assy.'s identified as D3TA-AA, BA, CA, DA, EA, FA or Dana no.'s 603394-1, 2, 3, 4, 5 or 6 | D3TZ 3280-A | A | B | | | | | | | | | | | |
| | D3TZ 3280-A | | | C | D | E | | | | | | | | |
| Rod assy. - (spindle to 3304) | D6TZ 3280-A | | | | | | F | G | H | | | | | |
| Rod assy. - (spindle to 3304) | D7TZ 3280-B | | | | | | | | | J | K | | | |
| Rod assy. -(spindle to 3304) | D8TZ 3280-A | | | | | | | | | | | L | M | |
| TUBE ASSY. (SPINDLE CONNECTING ROD) | 3281 | | | | | | | | | | | | | |
| Incl. (1) C6TA 3283-A tube, (2) TGAA 3287-A clamp, (2) 20548-S2, (2) 34448-S2 nut and (2) 34808-S8 lockwasher | C6TZ 3281-A | A | B | C | D | E | | | | | | | | |
| Incl. (1) D2TA-3283-AA tube, (2) C5TA-3287-A clamp, (2) 304815-S2 bolt, (2) 34978-S2 nut | D2TZ 3281-A | | | | | | F | G | H | | | | | |
| CLAMP (SPINDLE CONNECTING ROD ENDS) | 3287 | | | | | | | | | | | | | |
| Bolt (clamp to ends)-7/16"-20 x 2" | TGAA 3287-A | 2 | 2 | 2 | 2 | 2 | | | | | | | | |
| Nut-7/16"-20 | 20525-S(B-191) | 4 | 4 | 4 | 4 | 4 | | | | | | | | |
| | 34447-S(M-83) | 4 | 4 | 4 | 4 | 4 | | | | | | | 4 | 4 |
| Incl. (1) 34978-S2 nut, (1) 304815-S2 bolt | C5TZ 3287-A | | | | | | 2 | 2 | 2 | | | | | |
| SPACER (WHEEL BEARING)-1 5/16" I.D. x 1/8" thick | D6TZ 3299-A | 2 | 2 | 2 | 2 | 2 | 2 | 2 | 2 | 2 | 2 | 2 | 2 | 2 |
| SLEEVE (FRONT WHL. SPINDLE CONN. ROD ADJ.) | D7TZ 3310-A | | | | | | | | | | J | K | L | M |
| Also refer to group 3281 | | | | | | | | | | | | | | |
| SEAL (SPINDLE CONNECTING ROD) | 3332 | | | | | | | | | | | | | |
| | C7TZ 3332-F | 2 | 2 | 2 | 2 | | | | | | | | | |
| | D8TZ 3332-A | | | | | | | | | | | | 2 | 2 |
| SHAFT (FRONT AXLE YOKE) | D7TZ 3B387-A | 2 | 2 | 2 | 2 | 2 | 2 | 2 | 2 | 2 | 2 | 2 | 2 | 2 |
| STOP (STEERING) | 3A706 | | | | | | | | | | | | | |
| | D6TZ 3A706-A | | | | | | 2 | 2 | 2 | | | | 2 | 2 |
| | D7TZ 3A706-A | | | | | | | | | | | 2 | 2 | |
| | D8TZ 3A706-A | | | | | | | | | | | 2 | | |
| VENT (AXLE HOUSING) | C4TZ 4022-A | A | B | C | D | E | | | | | | | | |

NOTICE: When the parts list suffix is shown in the quantity required column, the quantity is one (1).

| DESCRIPTION/RESTRICTIONS | PART NUMBER | FRONT AXLE PARTS LISTS 4A THRU 4M | | | | | | | | | | | | |
|--|--------------------------------|-----------------------------------|----|----|----|----|----|----|----|----|----|----|----|--|
| | | A | B | C | D | E | F | G | H | J | K | L | M | |
| Note: Refer to SECTION 30, PAGE 1 for PARTS LISTS INSTRUCTIONS | | | | | | | | | | | | | | |
| KIT (AXLE HOUSING COVER) consists of: 1-C6TZ 4033-B Cover -- Incl plug 1-C7TZ 4036-B Gasket 10-C6TZ 4346-B Bolt | C6TZ 4033-J | A | B | C | D | E | F | G | H | J | K | L | M | |
| Plug (housing filler) 3/4" pipe | 353051-S (PP-32) | A | B | C | D | E | F | G | H | | | | | |
| GASKET (COVER TO HOUSING) | C7TZ 4036-B | A | B | C | D | E | F | G | H | | | | | |
| SHIM (DIFFERENTIAL BEARING)- Also refer to group 4109 -.010" thick -.030" thick | 4067 8L 4067-C 8L 4067-D | AR | AR | AR | AR | AR | AR | AR | AR | AR | AR | AR | AR | |
| KIT (DIFFERENTIAL BEARING ADJUSTING SHIM) | 4067 C4TZ 4067-A | | | | | | | G | | J | K | L | M | |
| consists of: 2-shim .003 2-shim .005 2-shim .010 2-shim .030 1-38615 3 oz. Silicone Gasket | | | | | | | | | | | | | | |
| KIT (DIFFERENTIAL & PINION SHIM) | 4067 C4TZ 4067-G | A | B | C | D | E | F | G | H | J | K | L | M | |
| consists of: 2-8L 4067-A Shim .003 2-8L 4067-B Shim .005 2-8L 4067-C Shim .010 2-8L 4067-D Shim .030 2-8M 4672-A Shim .003 2-8M 4672-B Shim .005 2-8M 4672-C Shim .010 2-8M 4672-D Shim .030 3-8M 4109-A Shim .003 3-8M 4109-B Shim .005 2-8M 4109-C Shim .010 1-C7TZ 4036-B Gasket 1-356504-S Washer 1-351126-S Nut | | | | | | | | | | | | | | |
| SHIM (DRIVING PINION BEARING)-Also refer to group 4672 | 4109 | | | | | | | | | | | | | |
| Rear bearing-2 1/2" I.D. -.005" thick -.010" thick | 8M 4109-B 8M 4109-C | AR | AR | AR | AR | AR | AR | AR | AR | AR | AR | AR | AR | |
| KIT (DIFFERENTIAL CASE) | 4204 C6TZ 4204-Y | A | B | C | D | E | F | G | H | J | K | L | M | |
| with 3.73 ratios and down consists of: 1-C6TZ 4204-P Case 1-C4TZ 4067-A Shim kit 10-350672-S Screw 1-357228-S Pin | | | | | | | | | | | | | | |
| with 4.09 ratio consists of: 1-C6TZ 4204-G Case 1-C4TZ 4067-A Shim kit 10-350672-S Screw 1-357228-S Pin | C6TZ 4204-S | A | B | C | D | E | | G | | | | | M | |
| GEAR and PINION KIT (AXLE) | 4209-refer to group 3222 | | | | | | | | | | | | | |
| SHAFT (DIFFERENTIAL PINION) Also serviced in kit, group 4215 | 8L 4211 | A | B | C | D | E | F | G | H | J | K | L | M | |
| Pin (shaft to case)-1/4" x 1 7/16" | 357228-S(NN-130) | A | B | C | D | E | F | G | H | J | K | L | M | |

1973/79
TRUCK SERIES 100/500

| DESCRIPTION/RESTRICTIONS | PART NUMBER | FRONT AXLE PARTS LISTS 4A THRU 4M | | | | | | | | | | | | |
|--|---|-----------------------------------|---|---|----|----|----|----|----|----|---|---|---|----|
| | | A | B | C | D | E | F | G | H | J | K | L | M | |
| Note: Refer to SECTION 30, PAGE 1 for PARTS LISTS INSTRUCTIONS | | | | | | | | | | | | | | |
| KIT (DIFFERENTIAL PINION GEAR) Consists of: 2-8M 4215 Pinion 2-C6TZ 4236-E Gear 2-8M 4230 Washer 2-C1VY 4228-A Washer 1-8L 4211 Shaft 1-357228-S Pin 10-350672-S Bolt 1-C7TZ 4036-B Gasket | 4215 C4TZ 4215-A | | | | | | | | | | | | | |
| CONE and ROLLER (DIFFERENTIAL BEARING) | 4221-2 | | | | | | | | | | | | | |
| Differential bearing- # 25590 cup- # 25523 | B7T 1201-A 8M 4222 | 2 | 2 | 2 | 2 | 2 | 2 | 2 | 2 | 2 | 2 | 2 | 2 | 2 |
| Wheel bearing-inner- # 603049 cup- # 603011 | B7A 4221-B B7A 4222-B | 2 | 2 | 2 | 2 | 2 | 2 | 2 | 2 | 2 | 2 | 2 | 2 | 2 |
| Wheel bearing-outer- # 501349 cup- # 550225 | B7A 4221-A B7A 4222-A | 2 | 2 | 2 | 2 | 2 | 2 | 2 | 2 | 2 | 2 | 2 | 2 | 2 |
| Driving pinion bearing-front- # 31594 cup- # 31520 | 8M 4630 8A 4628 | A | B | C | D | E | F | G | H | J | K | L | M | |
| Driving pinion bearing-rear- # 02872 cup- # 02820 | 8M 4621 8A 4616 | A | B | C | D | E | F | G | H | J | K | L | M | |
| WASHER (DIFFERENTIAL SIDE GEAR)- Also serviced in kit, group 4215 Plug housing filler 3/4" pipe | 4230 353051-S (PP-32) 8M 4230 | 2 | 2 | 2 | 2 | 2 | 2 | 2 | 2 | | | | | |
| WASHER (DIFFERENTIAL PINION THRUST)- 3/4" I.D. x 1 21/32" O.D.- Also serviced in kit, group 4215 | 4236-E C6TZ 4236-E | 2 | 2 | 2 | 2 | 2 | 2 | 2 | 2 | | | | | |
| GEAR (DIFFERENTIAL SIDE)- Also serviced in kit, group 4215 | 4237 | | | | | | | | | | | | | |
| GEAR KIT (DIFFERENTIAL SIDE)- Refer to group 4215 | 4346-B C6TZ 4346-B | | | | 10 | 10 | 10 | 10 | 10 | 10 | | | | 10 |
| SCREW and WASHER ASSY. (HOUSING COVER) Refer to group 4221-2 | 4616-30 4670 | | | | | | | | | | | | | |
| SLINGER (DRIVING PINION OIL) Front-7/16" I.D. x 4 1/8" O.D. | 4670-A C0TT 4670-A | A | B | C | D | E | F | G | H | J | K | L | M | |
| Intermediate 1 7/16" I.D. x 3" O.D. | 4670-B C6TZ 4670-B | A | B | C | D | E | F | G | H | J | K | L | M | |
| Rear | 4670-A C6TZ 4670-A | A | B | C | D | E | F | G | H | J | K | L | M | |
| Refer to group 4067 or 4109 | 4672 | | | | | | | | | | | | | |
| SEAL ASSY. (DRIVING PINION OIL)- # 35723 | 4676-A C6TZ 4676-A | A | B | C | D | E | F | G | H | J | K | L | M | |
| FLANGE ASSY. (UNIVERSAL JOINT) | 4851 | | | | | | | | | | | | | |
| | 4851-D C6TZ 4851-D | A | B | C | D | E | F | G | H | | J | K | | |
| | 4851-E C6TZ 4851-E | | | | | | | | | | | | L | M |
| Use w/axles ident. D8TA-ND,RD,TD,UD,VD | 4851-D C6TZ 4851-D | | | | | | | | | | | | L | M |
| Use w/axles ident. D8TA-AD,DD,D9TA-AAA, | 4851-E C6TZ 4851-E | | | | | | | | | | | | L | M |
| Locknut (flange to pinion shaft)-3/4"-16 | 351126-S(MM-145) 351126-S(MM-145) | A | B | C | D | E | F | G | H | J | K | L | M | |
| Lockwasher-3/4" | 356504-S(XX-238) 356504-S(XX-238) | A | B | C | D | E | F | G | H | J | K | L | M | |
| DEFLECTOR (DRIVING PINION OIL SEAL DUST) | 4859 | | | | | | | | | | | | | |
| | 4859 8M 4859 | A | B | C | D | E | F | G | H | | J | K | L | |
| | 4859-A B9TT 4859-A | | | | | | | | | | | | | |

NOTICE: When the parts list suffix is shown in the quantity required column, the quantity is one (1).

| DESCRIPTION/RESTRICTIONS | PART NUMBER | FRONT AXLE PARTS LISTS 4N THRU 4Z | | | | | | | | | | | | |
|---|-----------------|-----------------------------------|----|----|----|----|----|----|----|----|----|----|----|----|
| | | N | P | Q | R | S | T | U | V | W | X | Y | Z | |
| Note: Refer to SECTION 30, PAGE 1 for PARTS LISTS INSTRUCTIONS | | | | | | | | | | | | | | |
| NUT (HUB BOLT) | COAZ 1012-A | 10 | 10 | 10 | 10 | 10 | 10 | 10 | 10 | 10 | 10 | 10 | 10 | 10 |
| SLEEVE & RING ASSY. (LOCKOUT HUB) | D8TZ 1A028-B | | | | | | | | | | | | | |
| KNOB (LOCKOUT HUB ACTUATING) | D8TZ 1A029-B | | | | | | 2 | | | | 2 | 2 | 2 | 2 |
| "0" RING (LOCKOUT HUB KNOB) | 1A030 | | | | | | 2 | | | | 2 | 2 | 2 | 2 |
| Inner-3" I.D. | C8TZ 1A030-A | | | | | | | | | | | | | |
| Outer-2" I.D. | C8TZ 1A030-B | | | | | | 2 | | | | 2 | 2 | 2 | 2 |
| BOLT (LOCKOUT HUB PLATE RETAINING) | C8TZ 1A031-A | | | | | | 2 | | | | 2 | 2 | 2 | 2 |
| WASHER (LOCKOUT HUB PLATE BOLT) | D1TZ 1A032-A | | | | | | 6 | | | | 6 | 6 | 6 | 6 |
| PLATE (LOCKOUT HUB RETAINING) | C8TZ 1A050-A | | | | | | 6 | | | | 6 | 6 | 6 | 6 |
| RETAINER (LOCKOUT HUB CLUTCH) | C8TZ 1A051-A | | | | | | 2 | | | | 2 | 2 | 2 | 2 |
| Snap ring (clutch retainer to hub)-3 1/8" I.D. | 378392-S(QQ-81) | | | | | | 2 | | | | 2 | 2 | 2 | 2 |
| RING & BUSHING ASSY. (LOCKOUT HUB) | D8TZ 1A052-B | | | | | | 2 | | | | 2 | 2 | 2 | 2 |
| CAM (LOCKOUT HUB ACTUATING) | D8TZ 1A053-B | | | | | | 2 | | | | 2 | 2 | 2 | 2 |
| SPRING (PRESSURE) | C9TZ 1A054-A | | | | | | 2 | | | | 2 | 2 | 2 | 2 |
| PLATE (SPRING RETAINER) | C4TZ 1A055-A | | | | | | 2 | | | | 2 | 2 | 2 | 2 |
| SNAP RING | D7TZ 1B093-A | | | | | | 2 | 2 | 2 | | 2 | 2 | 2 | 2 |
| HUB and ROTOR ASSY. (FRONT) | D6TZ 1102-A | 2 | 2 | 2 | 2 | 2 | 2 | 2 | 2 | 2 | 2 | 2 | 2 | 2 |
| HUB ASSY. (FRONT WHEEL FREE RUNNING)-WARN | D9TZ 1104-A | 2 | 2 | | | | | | | | | | | |
| HUB ASSY. (FRONT WHEEL FREE RUNNING)-DANA | D8TZ 1104-F | | | | | | | | | | | | | |
| CAP ASSY. (LOCKING HUB) (WARN) | D9TZ 1K104-A | 2 | 2 | | | | | | | | 2 | 2 | 2 | 2 |
| BODY ASSY. (LOCKING HUB) (WARN) | D9TZ 1K105-A | 2 | 2 | | | | | | | | | | | |
| KIT (LOCKING HUB REPAIR) (WARN) | D9TZ 1K106-A | N | P | | | | | | | | | | | |
| BOLT (R.H. and L.H. ROTOR) 1/2" -20 x 1 15/16" | D6TZ 1107-A | 10 | 10 | 10 | 10 | 10 | 10 | 10 | 10 | 10 | 10 | 10 | 10 | 10 |
| CAP (FRONT HUB GREASE) | D8TZ 1131-B | | | | | | | | | | | | | |
| SEAL (FRONT WHEEL OIL) | 1175 | | | | | | | | | | | | | |
| Hub seal 2 1/2" I.D. x 3 5/8" O.D. x 1/2" thick | C9TZ 1175-A | 2 | 2 | 2 | 2 | 2 | 2 | 2 | 2 | 2 | 2 | 2 | 2 | 2 |
| Spindle seal (inner) 2 1/16" I.D. x 2 47/64" O.D. x 17/32" thick | D6TZ 1175-A | 2 | 2 | 2 | 2 | 2 | 2 | 2 | 2 | 2 | 2 | 2 | 2 | 2 |
| Spindle seal (outer) 1 9/32" I.D. x 1 21/32" O.D. x 5/32" thick | D6TZ 1175-B | 2 | 2 | 2 | 2 | 2 | 2 | 2 | 2 | 2 | 2 | 2 | 2 | 2 |
| NUT-(WHEEL BEARING ADJ.) outer | D8TZ 1197-A | 2 | 2 | 2 | 2 | 2 | 2 | 2 | 2 | 2 | 2 | 2 | 2 | 2 |
| BEARING RETAINER KIT (FRONT WHEEL LOCK) -incl. inner, outer locknut and lock retainer) | D2TZ 1198-A | 2 | 2 | 2 | 2 | 2 | 2 | 2 | 2 | 2 | 2 | 2 | 2 | 2 |
| Refer to group 4221-2 in this section | | | | | | | | | | | | | | |
| GEAR (AXLE SHAFT DRIVE) | 1201 | | | | | | | | | | | | | |
| | 1245 | | | | | | | | | | | | | |
| | C0TT 1245-A | | | | | | 2 | | | | 2 | | | |
| | D8TZ 1245-B | | | | | | 2 | 2 | | | 2 | | | |
| Shield - front disc brake - R.H. | D6TZ 2K004-B | N | P | Q | R | S | 2 | 2 | 2 | 2 | 2 | 2 | 2 | 2 |
| Shield - front disc brake - L.H. | D6TZ 2K005-A | N | P | Q | R | S | 2 | 2 | 2 | 2 | 2 | 2 | 2 | 2 |
| Bracket - caliper mounting - R.H. | D6TZ 2B292-A | N | P | Q | R | S | 2 | 2 | 2 | 2 | 2 | 2 | 2 | 2 |
| Bracket - caliper mounting - L.H. | D6TZ 2B293-A | N | P | Q | R | S | 2 | 2 | 2 | 2 | 2 | 2 | 2 | 2 |
| HOUSING ASSY. (AXLE) | 3010 | | | | | | | | | | | | | |
| | D7TZ 3010-C | | P | | R | S | T | U | V | | | | | |
| | D8TZ 3010-B | N | | | | | | | | | W | X | Y | Z |
| | D8TZ 3010-C | | | Q | | | | | | | | | | |
| JOINT ASSY. (SPINDLE ARM)-incl. nut (3A049-50) | 3049-50 | | | | | | | | | | | | | |
| Upper | D3TZ 3049-A | 2 | 2 | 2 | 2 | 2 | 2 | 2 | 2 | 2 | 2 | 2 | 2 | 2 |
| Lower | D3TZ 3050-A | 2 | 2 | 2 | 2 | 2 | 2 | 2 | 2 | 2 | 2 | 2 | 2 | 2 |
| NUT (BALL JOINT RETAINING) | 3A049-50 | | | | | | | | | | | | | |
| R.H. and L.H.-upper | D1TZ 3A049-A | 2 | 2 | 2 | 2 | 2 | 2 | 2 | 2 | 2 | 2 | 2 | 2 | 2 |
| -lower | D1TZ 3A050-A | 2 | 2 | 2 | 2 | 2 | 2 | 2 | 2 | 2 | 2 | 2 | 2 | 2 |
| BUSHING (UPPER BALL JOINT ADJUSTING) | D1TZ 3B049-A | 2 | 2 | 2 | 2 | 2 | 2 | 2 | 2 | 2 | 2 | 2 | 2 | 2 |
| SPINDLE ASSY. | 3105 | | | | | | | | | | | | | |
| #38421 - Incl. 3123 bearing | D6TZ 3105-C | 2 | 2 | 2 | 2 | 2 | 2 | 2 | 2 | 2 | 2 | 2 | 2 | 2 |
| Nut-3/8" -24 | 33925-S(M-33) | 12 | | 12 | | | | | | | | | | |
| Nut 1/2" -20 | 33943-S8(M-36) | | | 12 | | | | | | | | | | |
| Nut-7/16" -20 | 34447-S2(M-83) | 10 | 10 | 10 | 10 | 10 | 10 | 10 | 10 | 10 | 10 | 10 | 10 | 10 |
| BEARING ASSY. (SPINDLE NEEDLE) #B2110 | C6TZ 3123-A | 2 | 2 | 2 | 2 | 2 | 2 | 2 | 2 | 2 | 2 | 2 | 2 | 2 |

1973/79
TRUCK SERIES 100/500

| DESCRIPTION/RESTRICTIONS | PART NUMBER | FRONT AXLE PARTS LISTS 4N THRU 4Z | | | | | | | | | | | | |
|--|--------------|-----------------------------------|----|----|----|----|----|----|----|----|----|----|----|---|
| | | N | P | Q | R | S | T | U | V | W | X | Y | Z | |
| Note: Refer to SECTION 30, PAGE 1 for PARTS LISTS INSTRUCTIONS | | | | | | | | | | | | | | |
| ARM (SPINDLE) 3130-1 | | | | | | | | | | | | | | |
| R.H. | D8TZ 3130-B | | P | | R | S | T | U | V | | | | | |
| L.H. | D8TZ 3131-B | | P | | R | S | T | U | V | | | | | |
| R.H. | D8TZ 3130-C | N | | Q | | | | | | W | X | Y | Z | |
| L.H. | D8TZ 3131-C | N | | Q | | | | | | W | X | Y | Z | |
| END ASSY. (SPINDLE CONNECTING ROD) 3A130 | | | | | | | | | | | | | | |
| R.H. serviced only in assy.-group 3280 | ★ 3A130 | N | P | Q | R | S | T | U | V | W | X | Y | Z | |
| L.H. | D7TZ 3A131-A | N | P | Q | R | S | T | U | V | W | X | Y | Z | |
| SLINGER (SPINDLE SHAFT OIL) | D3TZ 3C132-A | 2 | 2 | 2 | 2 | 2 | 2 | 2 | 2 | 2 | 2 | 2 | 2 | |
| BOLT (SPINDLE ARM) | D6TZ 3C140-A | 10 | 10 | 10 | 10 | 10 | 10 | 10 | 10 | 10 | 10 | 10 | 10 | |
| ARM ASSY. (STEERING) | D8TZ 3146-C | N | P | Q | R | S | T | U | V | | | | | |
| STUD (STEERING ARM TO SPINDLE) | D6TZ 3A146-A | | | | 3 | 3 | 3 | 3 | 3 | | | | | |
| SHAFT ASSY. (AXLE) - Also ref. 3B387 3219-20 | | | | | | | | | | | | | | |
| R.H. - 44 15/32" long | D7TZ 3219-A | | P | | | S | | | V | | | | | |
| L.H. - 28 11/32" long | D7TZ 3220-A | | P | | | S | | | V | | | | | |
| R.H.-43 5/8" long | D7TZ 3219-B | N | | | | | | | | | | | | |
| L.H.-28 5/8" long | D7TZ 3220-B | N | | | | | | | | | | | | |
| R.H.-43 5/8" long | D8TZ 3219-B | | | Q | | | | | | W | X | Y | Z | |
| L.H.-28 5/8" long | D8TZ 3220-B | | | Q | | | | | | W | X | Y | Z | |
| R.H.-44 15/32" long | D8TZ 3219-C | | | | R | | T | U | | | | | | |
| L.H.-28 11/32" long | D8TZ 3220-C | | | | R | | T | U | | | | | | |
| GEAR and PINION KIT AXLE 3222 | | | | | | | | | | | | | | |
| 4.09 ratio consists of: 1-Pinion & gear assy. 1-D7TZ 4067-B Shim kit 1-8A 4616 Outer cup 1-8M 4621 Outer bearing 1-8A 4628 Inner cup 1-8M 4630 Inner bearing 1-C0TT 4670-A Slinger 1-C6TZ 4670-A Slinger 1-C6TZ 4670-B Baffle 1-C6TZ 4676-A Seal 10-350672-S Screw | D7TZ 3222-A | | | | | | | | U | V | W | | Z | |
| 3.50 ratio consists of: 1-Pinion & gear assy. 1-D7TZ 4067-B Shim Kit 1-8A 4616 Outer cup 1-8M 4621 Outer bearing 1-8A 4628 Inner cup 1-8M 4630 Inner bearing 1-C0TT 4670-A Slinger 1-C6TZ-4670-A Slinger 1-C6TZ-4670-B Baffle 1-C6TZ-4676-A Seal 10-350672-S Screw | D7TZ 3222-C | N | P | Q | R | S | T | | | | W | X | Y | Z |

NOTICE: When the parts list suffix is shown in the quantity required column, the quantity is one (1).

| DESCRIPTION/RESTRICTIONS | PART NUMBER | FRONT AXLE PARTS LISTS 4N THRU 4Z | | | | | | | | | | | | |
|--|------------------|-----------------------------------|----|----|----|----|----|----|----|---|---|---|---|---|
| | | N | P | Q | R | S | T | U | V | W | X | Y | Z | |
| <p>Note: Refer to SECTION 30, PAGE 1 for PARTS LISTS INSTRUCTIONS</p> | | | | | | | | | | | | | | |
| GEAR and PINION KIT AXLE | 3222-Cont'd | | | | | | | | | | | | | |
| 3.00 ratio consists of: 1-Pinion & gear assy. 1-D7TZ 4067-B Shim kit 1-8A 4616 Outer cup 1-8M 4621 Outer bearing 1-8A 4628 Inner cup 1-8M 4630 Inner bearing 1-C0TT 4670-A Slinger 1-C6TZ 4670-A Slinger 1-C6TZ 4670-B Baffle 1-C6TZ 4676-A Seal 10-350672-S Screw | D8TZ 3222-D | | | Q | | | | | | | | W | | |
| Bolt (ring gear to case)-3/8"-24 x 15/16" | 350672-S(BB-214) | 10 | 10 | 10 | 10 | 10 | 10 | 10 | 10 | | | | | |
| JOINT KIT (AXLE SHAFT UNIVERSAL) | D3TZ 3249-A | | | 2 | 2 | 2 | 2 | 2 | 2 | 2 | 2 | 2 | 2 | 2 |
| SEAL (AXLE SHAFT OIL) | 3254 | | | | | | | | | | | | | |
| #620257 | D8TZ 3254-B | 2 | | 2 | 2 | | | | | | 2 | 2 | 2 | 2 |
| #620216 | D8TZ 3254-C | | 2 | | | 2 | 2 | 2 | 2 | | | | | |
| ROD ASSY. (SPINDLE CONNECTING) | 3280 | | | | | | | | | | | | | |
| | D7TZ 3280-B | | | | R | S | T | U | V | | | | | |
| | D8TZ 3280-A | N | P | Q | | | | | | | W | X | Y | Z |
| SPACER (WHEEL BEARING)-1 5/16" I.D. x 1/8" thick | D6TZ 3299-A | 2 | 2 | 2 | 2 | 2 | 2 | 2 | 2 | 2 | 2 | 2 | 2 | 2 |
| SLEEVE (SPINDLE CONNECTING ROD ADJUSTING) | D7TZ 3310-A | | | Q | R | S | T | U | V | W | X | Y | Z | |
| SEAL (SPINDLE CONNECTING ROD) | D8TZ 3332-A | | | 2 | 2 | 2 | | | | | 2 | 2 | 2 | 2 |
| SHAFT (FRONT AXLE YOKE) | 3B387 | | | | | | | | | | | | | |
| | D7TZ 3B387-A | 2 | 2 | | | 2 | | | | 2 | | | | |
| | D8TZ 3B387-A | | | 2 | 2 | | 2 | 2 | | | 2 | 2 | 2 | 2 |
| STOP (STEERING) | 3A706 | | | | | | | | | | | | | |
| | D6TZ 3A706-A | 2 | 2 | 2 | | | | | | | 2 | 2 | 2 | 2 |
| | D8TZ 3A706-A | | 2 | | | | | 2 | 2 | 2 | | | | |
| | D7TZ 3A706-A | | | | 2 | 2 | 2 | 2 | 2 | | | | | |
| KIT (AXLE HOUSING COVER) | D7TZ 4033-D | N | P | Q | R | S | T | U | V | W | X | Y | Z | |
| KIT (DIFFERENTIAL CASE ASSY. LIMITED SLIP) consists of: 1-C6TZ 4033-B Cover 1-3 oz. Silicone Gasket 10-C6TZ 4346-B Bolt | D7TZ 4026-A | N | | | | | | | | | X | Y | | |
| KIT (DIFFERENTIAL BEARING ADJ. SHIM) consists of: 2-Shim .003 2-Shim .005 2-Shim .010 2-Shim .030 1-38615 3 oz. Silicone gasket 1-Instr. Sht.-gasket | D7TZ 4067-A | N | P | Q | R | S | T | U | V | W | X | Y | Z | |

1973/79
TRUCK SERIES 100/500

| DESCRIPTION/RESTRICTIONS | PART NUMBER | FRONT AXLE PARTS LISTS 4N THRU 4Z | | | | | | | | | | | | |
|--|--------------------------|-----------------------------------|---|---|---|---|---|---|---|---|---|---|---|--|
| | | N | P | Q | R | S | T | U | V | W | X | Y | Z | |
| <p>Note: Refer to SECTION 30, PAGE 1 for PARTS LISTS INSTRUCTIONS</p> | | | | | | | | | | | | | | |
| KIT (DIFFERENTIAL & PINION SHIM) Consists of: 2-Shim .003 (Diff. brg.) 2-Shim .005 (Diff. brg.) 2-Shim .010 (Diff. brg.) 2-Shim .030 (Diff. brg.) 2-Shim .003 (Pinion brg. adj.) 2-Shim .005 (Pinion brg. adj.) 2-Shim .010 (Pinion brg. adj.) 2-Shim .030 (Pinion brg. adj.) 3-Shim .003 (Pinion adj.) 3-Shim .005 (Pinion adj.) 2-Shim .010 (Pinion adj.) 1-38615 3oz. Silicone Gasket 1-351126-S Nut 1-356504-S Washer 1-Instr. Sht.-Gasket | D7TZ 4067-B | | | | | | | | | | | | | |
| | 4109 | | | | | | | | | | | | | |
| Refer to group 4067 this section | 4204 | | | | | | | | | | | | | |
| CASE ASSY. (DIFFERENTIAL) with 3.73 ratio and down Consists of: 1-C6TZ 4204-P Case 1-D7TZ 4067-A Shim Kit 1-Lock Differential Shaft 10-350672-S Screw | D7TZ 4204-A | | P | Q | R | S | T | | | W | | | Z | |
| | D7TZ 4204-B | N | | | | | | | | | | X | Y | |
| 3.50 ratio Consists of: 1-D1TZ 4204-D Case 1-D7TZ 4067-A Shim kit 2-D5TZ 4567-A Snap ring 10-350672-S Screw | D7TZ 4204-B | N | | | | | | | | | | X | Y | |
| | D8TZ 4204-C | N | | | | | | | U | V | W | | Z | |
| 4.09 ratio consists of: 1-C6TZ 4204-G Case 1-D7TZ 4067-A Shim kit 1-357228-S Lock diff. shaft 10-350672-S Screw | D8TZ 4204-C | N | | | | | | | U | V | W | | Z | |
| | 4209-refer to group 3222 | | | | | | | | | | | | | |
| GEAR AND PINION KIT (AXLE) | 4211 | | | | | | | | | | | | | |
| SHAFT (DIFFERENTIAL PINION) | 8L 4211 | | P | Q | R | S | T | U | V | W | | | Z | |
| | D5TZ 4211-A | N | | | | | | | | | | X | Y | |
| KIT (DIFFERENTIAL PINION GEAR) | 4215 | | | | | | | | | | | | | |
| | D7TZ 4215-A | | P | Q | R | S | T | U | V | W | | | Z | |
| Consists of: 2-8M 4215 Pinion 2-C6TZ-4236-E Gear 2-8M 4230 Washer 2-C1VY 4228-A Washer 1-8L 4211 Shaft 1-C7TZ 4036-B Gasket 10-350672-S Bolt 1-357228-S Lock 1-38615 3 oz. Silicone Gasket | D7TZ 4215-A | | P | Q | R | S | T | U | V | W | | | Z | |
| | | | | | | | | | | | | | | |

NOTICE: When the parts list suffix is shown in the quantity required column, the quantity is one (1).

| DESCRIPTION/RESTRICTIONS | PART NUMBER | FRONT AXLE PARTS LISTS 4N THRU 4Z | | | | | | | | | | | | |
|--|-------------|-----------------------------------|---|---|---|---|---|---|---|---|---|---|---|---|
| | | N | P | Q | R | S | T | U | V | W | X | Y | Z | |
| Note: Refer to SECTION 30, PAGE 1 for PARTS LISTS INSTRUCTIONS | | | | | | | | | | | | | | |
| 3.50 ratio Consists of: 2-D5TZ 4215-A Pinion 2-D5TZ 4236-B Gear 2-8M-4230 Washer 1-D5TZ 4211-A Shaft 2-D5TZ 4567-A Snap ring 1-D1TZ 4880-B Disc. & plate kit 1-C7TZ 4036-B Gasket 1-38615 3 oz. Silicone Gasket 10-350672-S Bolt | D7TZ 4215-B | N | | | | | | | | | | | X | Y |
| CONE and ROLLER (DIFFERENTIAL BEARING) | | | | | | | | | | | | | | |
| Wheel bearing-inner- # 603049 | B7A 4221-B | 2 | 2 | 2 | 2 | 2 | 2 | 2 | 2 | 2 | 2 | 2 | 2 | 2 |
| Cup- # 603011 | B7A 4222-B | 2 | 2 | 2 | 2 | 2 | 2 | 2 | 2 | 2 | 2 | 2 | 2 | 2 |
| Wheel bearing-outer- # 501349 | B7A 4221-A | 2 | 2 | 2 | 2 | 2 | 2 | 2 | 2 | 2 | 2 | 2 | 2 | 2 |
| Cup- # 550225 | B7A 4222-A | 2 | 2 | 2 | 2 | 2 | 2 | 2 | 2 | 2 | 2 | 2 | 2 | 2 |
| Differential bearing- # 25590 | B7T 1201-A | 2 | 2 | 2 | 2 | 2 | 2 | 2 | 2 | 2 | 2 | 2 | 2 | 2 |
| Cup- # 25523 | 8M 4222 | 2 | 2 | 2 | 2 | 2 | 2 | 2 | 2 | 2 | 2 | 2 | 2 | 2 |
| Pinion bearing-front- # 31594 | 8M 4630 | N | P | Q | R | S | T | U | V | W | X | Y | Z | |
| -cup- # 31520 | 8A 4628 | N | P | Q | R | S | T | U | V | W | X | Y | Z | |
| -rear- # 02872 | 8M 4621 | N | P | Q | R | S | T | U | V | W | X | Y | Z | |
| -cup- # 02820 | 8A 4616 | N | P | Q | R | S | T | U | V | W | X | Y | Z | |
| SNAP RING | | | | | | | | | | | | | | |
| | D5TZ 4567-A | 2 | | | | | | | | | | | X | Y |
| SLINGER (PINION OIL) | | | | | | | | | | | | | | |
| | 4670 | | | | | | | | | | | | 2 | 2 |
| Front-7/16" I.D. x 4 1/8" O.D. | C0TT 4670-A | N | P | Q | R | S | T | U | V | W | X | Y | Z | |
| Intermediate-1 7/16" I.D. x 3" O.D. | C6TZ 4670-B | N | P | Q | R | S | T | U | V | W | X | Y | Z | |
| Rear | C6TZ 4670-A | N | P | Q | R | S | T | U | V | W | X | Y | Z | |
| Refer to group 4067 this section | 4672 | | | | | | | | | | | | | |
| SEAL ASSY. (DRIVING PINION OIL) # 35723 | | | | | | | | | | | | | | |
| | C6TZ 4676-A | N | P | Q | R | S | T | U | V | W | X | Y | Z | |
| FLANGE ASSY. (UNIVERSAL JOINT) | | | | | | | | | | | | | | |
| | 4851 | | | | | | | | | | | | | |
| | C6TZ 4851-D | | | | | | | | | | | X | | |
| | C6TZ 4851-E | N | P | | R | S | T | U | V | | | | Y | Z |
| Use w/axles ident. D8TA-NE,RE,TE,UE,VE | C6TZ 4851-D | | | Q | | | | | | W | | | | |
| Use w/axles ident D8TA-AE,DE D9TA-AAA | C6TZ 4851-E | | | Q | | | | | | W | | | | |
| DEFLECTOR (DRIVING PINION OIL SEAL DUST) | | | | | | | | | | | | | | |
| | B9TT 4859-A | N | P | Q | R | S | T | U | V | W | X | Y | Z | |
| DISC AND PLATE KIT | | | | | | | | | | | | | | |
| | D1TZ 4880-B | N | | | | | | | | | X | Y | Z | |

1973/79
TRUCK SERIES 100/500

| DESCRIPTION/RESTRICTIONS | PART NUMBER | FRONT AXLE PARTS LISTS AA THRU AM | | | | | | | | | | | | |
|--|-----------------|-----------------------------------|----|----|----|----|----|----|----|----|----|----|----|--|
| | | AA | AB | AC | AD | AE | AF | AG | AH | AJ | AK | AL | AM | |
| Note: Refer to SECTION 30, PAGE 1 for PARTS INSTRUCTIONS | | 10 | 10 | 10 | 10 | 10 | 10 | 10 | 10 | 10 | 10 | 10 | 10 | |
| NUT (HUB BOLT) | COAZ 1012-A | | | | | | | | | | | | | |
| SLEEVE RING ASSY. (LOCKOUT HUB) | 1A028 | | | | | | | | | | | | | |
| | D8TZ 1A028-B | 2 | | | | | | | | | | | | |
| | C4TZ 1A028-A | | | | | | 2 | 2 | | | | | | |
| KNOB (LOCKOUT HUB ACTUATING) | 1A029 | | | | | | | | | | | | | |
| | D8TZ 1A029-B | 2 | | | | | | | | | | | | |
| | C8TZ 1A029-A | | | | | | 2 | 2 | | | | | | |
| "O" RING (LOCKOUT HUB KNOB) | 1A030 | | | | | | | | | | | | | |
| Inner -3" I.D. | C8TZ 1A030-A | 2 | | | | | 2 | 2 | | | | | | |
| Outer -2" I.D. | C8TZ 1A030-B | 2 | | | | | 2 | 2 | | | | | | |
| BOLT (LOCKOUT HUB PLATE RETAINING) | C8TZ 1A031-A | 6 | | | | | 6 | 6 | | | | | | |
| WASHER (LOCKOUT HUB PLATE BOLT) | D1TZ 1A032-A | 6 | | | | | 6 | 6 | | | | | | |
| PLATE (LOCKOUT HUB RETAINING) | C8TZ 1A050-A | 2 | | | | | 2 | 2 | | | | | | |
| RETAINER (LOCKOUT HUB CLUTCH) | C8TZ 1A051-A | 2 | | | | | 2 | 2 | | | | | | |
| Snap ring (clutch retainer to hub)-3/8" I.D. | 378392-S(QQ-81) | 2 | | | | | 2 | 2 | | | | | | |
| RING & BUSHING ASSY. (LOCKOUT HUB) | 1A052 | | | | | | | | | | | | | |
| | D8TZ 1A052-B | 2 | | | | | | | | | | | | |
| | C4TZ 1A052-A | | | | | | 2 | 2 | | | | | | |
| CAM (LOCKOUT HUB ACTUATING) | D8TZ 1A053-B | 2 | | | | | 2 | 2 | | | | | | |
| SPRING (PRESSURE) | C9TZ 1A054-A | 2 | | 2 | 2 | 2 | 2 | 2 | | | | | | |
| PLATE (SPRING RETAINER) | C4TZ 1A055-A | 2 | | 2 | 2 | 2 | 2 | 2 | | | | | | |
| SNAP RING | D7TZ 1B093-A | 2 | | 2 | | | | | | | | | | |
| HUB & ROTOR ASSY. | D6TZ 1102-A | 2 | 2 | 2 | 2 | 2 | 2 | 2 | 2 | 2 | 2 | 2 | | |
| HUB ASSY. (FRONT WHEEL FREE RUNNING) | 1104 | | | | | | | | | | | | | |
| Dana | D8TZ 1104-D | | | | | | 2 | 2 | | | | | | |
| Dana | D8TZ 1104-F | 2 | | | | | | | | | | | | |
| Warn Mfg. | D9TZ 1104-A | | 2 | | | | | | 2 | 2 | 2 | | | |
| CAP ASSY. (LOCKING HUB)-Warn | D9TZ 1K104-A | | 2 | | | | | | 2 | 2 | 2 | | | |
| BODY ASSY. (LOCKING HUB)-Warn | D9TZ 1K105-A | | 2 | | | | | | 2 | 2 | 2 | | | |
| KIT (LOCKING HUB REPAIR)-Warn | D9TZ 1K106-A | | AB | | | | | | AH | AJ | AK | | | |
| BOLT (ROTOR) | D6TZ 1107-A | 10 | 10 | 10 | 10 | 10 | 10 | 10 | 10 | 10 | 10 | | | |
| CAP (FRONT HUB GREASE) | D8TZ 1131-B | | | 2 | | | | | | | | | | |
| SEAL (FRONT WHEEL OIL) | 1175 | | | | | | | | | | | | | |
| Hub seal | C9TZ 1175-A | 2 | 2 | 2 | 2 | | | | 2 | 2 | 2 | | | |
| Hub seal | C9TZ 1175-B | | | | | | | | | | | | | |
| Spindle seal (inner) | D6TZ 1175-A | 2 | 2 | 2 | 2 | 2 | 2 | 2 | 2 | 2 | 2 | | | |
| Spindle seal (outer) | D6TZ 1175-B | 2 | 2 | 2 | 2 | 2 | 2 | 2 | 2 | 2 | 2 | | | |
| NUT (WHEEL BEARING ADJUSTING) | D8TZ 1197-A | 2 | 2 | 2 | | | | | 2 | 2 | 2 | | | |
| BEARING RETAINER KIT (FRONT WHEEL LOCK) | D2TZ 1198-A | 2 | 2 | 2 | 2 | 2 | 2 | 2 | 2 | 2 | 2 | | | |
| GEAR (AXLE SHAFT DRIVE) | C0TT 1245-A | | | 2 | 2 | 2 | | | | | | | | |
| Refer to group 4221-2 in this section | 1201 | | | | | | | | | | | | | |
| SHIELD (FRONT DISC BRAKE) | 2K004-5 | | | | | | | | | | | | | |
| R.H. | D6TZ 2K004-B | AA | AB | AC | AD | AE | AF | AG | AH | AJ | AK | | | |
| L.H. | D6TZ 2K005-A | AA | AB | AC | AD | AE | AF | AG | AH | AJ | AK | | | |
| BRACKET (CALIPER MOUNTING) | 2B292-3 | | | | | | | | | | | | | |
| R.H. | D6TZ 2B292-A | AA | AB | AC | AD | AE | AF | AG | AH | AJ | AK | | | |
| L.H. | D6TZ 2B293-A | AA | AB | AC | AD | AE | AF | AG | AH | AJ | AK | | | |
| HOUSING ASSY. (AXLE) | 3010 | | | | | | | | | | | | | |
| | D8TZ 3010-B | | | | | | | | AH | AJ | AK | | | |
| | D7TZ 3010-C | AA | AB | | | | | | | | | | | |
| | D8TZ 3010-C | | | AC | | | | | | | | | | |
| | D7TZ 3010-B | | | | AD | | AF | AG | | | | | | |
| | D7TZ 3010-D | | | | | AE | | | | | | | | |
| JOINT ASSY. (SPINDLE ARM)-incl. nut (3A049-50) | 3049-50 | | | | | | | | | | | | | |
| Upper | D3TZ 3049-A | 2 | 2 | 2 | 2 | 2 | 2 | 2 | 2 | 2 | 2 | | | |
| Lower | D3TZ 3050-A | 2 | 2 | 2 | 2 | 2 | 2 | 2 | 2 | 2 | 2 | | | |
| NUT (BALL JOINT RETAINING) | 3A049-50 | | | | | | | | | | | | | |
| Upper | D1TZ 3A049-A | 2 | 2 | 2 | 2 | 2 | 2 | 2 | 2 | 2 | 2 | | | |
| Lower | D1TZ 3A050-A | 2 | 2 | 2 | 2 | 2 | 2 | 2 | 2 | 2 | 2 | | | |

NOTICE: When the parts list suffix is shown in the quantity required column, the quantity is one (1).

| DESCRIPTION/RESTRICTIONS | PART NUMBER | FRONT AXLE PARTS LISTS AA THRU AM | | | | | | | | | | | | |
|--|--------------|-----------------------------------|----|----|----|----|----|----|----|----|----|----|----|--|
| | | AA | AB | AC | AD | AE | AF | AG | AH | AJ | AK | AL | AM | |
| Note: Refer to SECTION 30, PAGE 1 for PARTS INSTRUCTIONS | | | | | | | | | | | | | | |
| BUSHING (UPPER BALL JOINT ADJUSTING) | D1TZ 3B049-A | 2 | 2 | 2 | 2 | 2 | 2 | 2 | 2 | 2 | 2 | 2 | 2 | |
| SPINDLE ASSY. - Incl. bearing | D6TZ 3105-C | 2 | 2 | 2 | 2 | 2 | 2 | 2 | 2 | 2 | 2 | 2 | 2 | |
| BEARING ASSY. (SPINDLE NEEDLE) | C6TZ 3123-A | 2 | 2 | 2 | 2 | 2 | 2 | 2 | 2 | 2 | 2 | 2 | 2 | |
| ARM (SPINDLE) | 3130-1 | | | | | | | | | | | | | |
| R.H. | D8TZ 3130-B | AA | AB | | | | | | | | | | | |
| L.H. | D8TZ 3131-B | AA | AB | | | | | | | | | | | |
| R.H. | D8TZ 3130-C | | | AC | | | | | AH | AJ | AK | | | |
| L.H. | D8TZ 3131-C | | | AC | | | | | AH | AJ | AK | | | |
| R.H. | D6TZ 3130-A | | | | AD | AE | AF | AG | | | | | | |
| L.H. | D6TZ 3131-A | | | | AD | AE | AF | AG | | | | | | |
| END ASSY. (SPINDLE CONNECTING ROD) | 3A130-1 | | | | | | | | | | | | | |
| R.H.-serviced only in assy.-group 3280 | ★ 3A130 | AA | AB | AC | AD | AE | AF | AG | AH | AJ | AK | | | |
| L.H. | D7TZ 3A131-A | AA | AB | AC | | | | | AH | AJ | AK | | | |
| L.H. | D6TZ 3A131-B | | | | AD | AE | AF | AG | | | | | | |
| SLINGER (SPINDLE SHAFT OIL) | D3TZ 3C132-A | 2 | 2 | 2 | 2 | 2 | 2 | 2 | 2 | 2 | 2 | 2 | 2 | |
| BOLT (SPINDLE ARM) | D6TZ 3C140-A | 10 | 10 | 10 | 10 | 10 | 10 | 10 | 10 | 10 | 10 | 10 | 10 | |
| SHAFT ASSY. (AXLE)-Also refer to group 3B387 | 3219-20 | | | | | | | | | | | | | |
| R.H. | D7TZ 3219-A | AA | AB | | | | | | | | | | | |
| L.H. | D7TZ 3220-A | AA | AB | | | | | | | | | | | |
| R.H. | D7TZ 3219-B | | | AC | AD | AE | AF | AG | AH | AJ | AK | | | |
| L.H. | D7TZ 3220-B | | | AC | AD | AE | AF | AG | AH | AJ | AK | | | |
| GEAR & PINION KIT | 3222 | | | | | | | | | | | | | |
| 3.00 ratio | D8TZ 3222-D | | | AC | | | | | | AJ | | | | |
| Consists of: 1-Pinion & gear assy. 1-D7TZ 4067-B Shim kit 1-8A 4616 Outer cup 1-8M 4621 Outer bearing 1-8A 4628 Inner cup 1-8M 4630 Inner bearing 1-COTT 4670-A Slinger 1-C6TZ 4670-A Slinger 1-C6TZ 4670-B Baffle 1-C6TZ 4676-A Seal 10-350672-S Screw | | | | | | | | | | | | | | |
| 3.50 ratio | D7TZ 3222-C | | | AC | | AE | AF | | AH | | | | | |
| Consists of: 1-Pinion & gear assy. 1-D7TZ 4067-B Shim kit 1-8A 4616 Outer cup 1-8M 4621 Outer bearing 1-8A 4628 Inner cup 1-8M 4630 Inner bearing 1-COTT 4670-A Slinger 1-C6TZ 4670-A Slinger 1-C6TZ 4670-B Baffle 1-C6TZ 4676-A Seal 10-350672-S Screw | | | | | | | | | | | | | | |

1973/79
TRUCK SERIES 100/500

| DESCRIPTION/RESTRICTIONS | PART NUMBER | FRONT AXLE PARTS LISTS AA THRU AM | | | | | | | | | | | | |
|---|------------------|-----------------------------------|----|----|----|----|----|----|----|----|----|----|----|--|
| | | AA | AB | AC | AD | AE | AF | AG | AH | AJ | AK | AL | AM | |
| Note: Refer to SECTION 30, PAGE 1 for PARTS INSTRUCTIONS | | | | | | | | | | | | | | |
| GEAR & PINION KIT 3.50 ratio Consists of: 1-Pinion & gear assy. 1-C4TZ 4067-G Shim kit 1-8A 4616 Outer cup 1-8M 4621 Outer bearing 1-8A 4628 Inner cup 1-8M 4630 Inner bearing 1-C0TZ 4670-A Slinger 1-C6TZ 4670-A Slinger 1-C6TZ 4670-B Baffle 1-C6TZ 4676-A Seal 10-350672-S Screw | D4TZ 3222-B | | | | AD | | | | | | | | | |
| 4.09 ratio Consists of: 1-Pinion & gear assy. 1-D7TZ 4067-B Shim kit 1-8A 4616 Outer cup 1-8M 4621 Outer bearing 1-8A 4628 Inner cup 1-8M 4630 Inner bearing 1-C0TT 4670-A Slinger 1-C6TZ 4670-A Slinger 1-C6TZ 4670-B Baffle 1-C6TZ 4676-A Seal 10-350672-S Screw | D7TZ 3222-A | AA | AB | | | | | | | | | | AK | |
| 4.09 ratio Consists of: 1-Pinion & gear assy. 1-C6TZ 4067-G Shim kit 1-8A 4616 Outer cup 1-8M 4621 Outer bearing 1-8A 4628 Inner cup 1-8M 4630 Inner bearing 1-C0TT 4670-A Slinger 1-C6TZ 4670-A Slinger 1-C6TZ 4670-B Baffle 1-C6TZ 4676-A Seal 10-350672-S Screw | C6TZ 3222-R | | | | | | | AG | | | | | | |
| Bolt (ring gear to case)-3/8"-24 x 15/16" | 350672-S(BB-214) | 10 | 10 | 10 | 10 | 10 | 10 | 10 | 10 | 10 | 10 | 10 | 10 | |
| JOINT KIT (AXLE SHAFT UNIVERSAL) | D3TZ 3249-A | 2 | 2 | 2 | 2 | 2 | 2 | 2 | 2 | 2 | 2 | 2 | | |
| SEAL (AXLE SHAFT OIL) | 3254 | | | | | | | | | | | | | |
| # 620257 | D8TZ 3254-B | | | 2 | | | | | | 2 | 2 | 2 | | |
| # 620216 | D8TZ 3254-C | 2 | 2 | | | | | | | | | | | |
| | C6TZ 3254-C | | | | 2 | 2 | 2 | 2 | | | | | | |
| ROD ASSY. (SPINDLE CONNECTING) | 3280 | | | | | | | | | | | | | |
| | D7TZ 3280-B | AA | AB | | | | | | | | | | | |
| | D6TZ 3280-A | | | | AD | AE | AF | AG | | | | | | |
| | D8TZ 3280-A | | | AC | | | | | AH | AJ | AK | | | |
| TUBE ASSY. (SPINDLE CONNECTING ROD) | D2TZ 3281-A | | | | AD | AE | AF | AG | | | | | | |
| CLAMP (SPINDLE CONNECTING ROD) | C5TZ 3287-A | | | | 2 | 2 | 2 | 2 | | | | | | |
| SPACER (WHEEL BEARING) | D6TZ 3299-A | 2 | 2 | 2 | 2 | 2 | 2 | 2 | 2 | 2 | 2 | 2 | | |
| SEAL (SPINDLE CONNECTING ROD) | D8TZ 3332-A | | | 2 | | | | | | | | | | |

NOTICE: When the parts list suffix is shown in the quantity required column, the quantity is one (1).

| DESCRIPTION/RESTRICTIONS | PART NUMBER | FRONT AXLE PARTS LISTS AA THRU AM | | | | | | | | | | |
|--|--|-----------------------------------|----|----|----|----|----|----|----|----|----|----|
| | | AA | AB | AC | AD | AE | AF | AG | AH | AJ | AK | AL |
| Note: Refer to SECTION 30, PAGE 1 for PARTS INSTRUCTIONS | | | | | | | | | | | | |
| SHAFT (FRONT AXLE YOKE) | D7TZ 3B387-A | 2 | 2 | 2 | 2 | 2 | 2 | 2 | 2 | 2 | 2 | |
| STOP (STEERING) | 3A706 | | | | | | | | | | | |
| | D7TZ 3A706-A | 2 | 2 | | | | | | | | | |
| | D6TZ 3A706-A | | | 2 | 2 | 2 | 2 | 2 | 2 | 2 | 2 | |
| KIT (AXLE HOUSING COVER) | 4033 | | | | | | | | | | | |
| Consists of: | D7TZ 4033-D | AA | AB | AC | | AE | AF | | AH | AJ | AK | |
| 1-C6TZ 4033-B Cover | | | | | | | | | | | | |
| 1-38615 3 oz. Silicone gasket | | | | | | | | | | | | |
| 10-C6TZ 4346-B Bolt | | | | | | | | | | | | |
| Consists of: | C6TZ 4033-J | | | | AD | | AG | | | | | |
| 1-C6TZ 4033-B Cover | | | | | | | | | | | | |
| 1-C7TZ 4036-B Gasket | | | | | | | | | | | | |
| 10-C6TZ 4346-B Bolt | | | | | | | | | | | | |
| GASKET (COVER TO HOUSING) | C7TZ 4036-B | | | | AD | AE | AF | AG | | | | |
| KIT (DIFFERENTIAL BEARING ADJUSTING SHIM) | 4067 | | | | | | | | | | | |
| Consists of: | D7TZ 4067-A | AA | AB | AC | | AE | AF | | AH | AJ | AK | |
| 2-Shim .003 | | | | | | | | | | | | |
| 2-Shim .005 | | | | | | | | | | | | |
| 2-Shim .010 | | | | | | | | | | | | |
| 2-Shim .030 | | | | | | | | | | | | |
| 1-38615 3 oz. Silicone gasket | | | | | | | | | | | | |
| 1-Instruction sheet | | | | | | | | | | | | |
| Consists of: | ★ C4TZ 4067-A r/b D7TZ 4067-A(2/80) | | | | AD | | AG | | | | | |
| 2-Shim .003 | | | | | | | | | | | | |
| 2-Shim .005 | | | | | | | | | | | | |
| 2-Shim .010 | | | | | | | | | | | | |
| 2-Shim .030 | | | | | | | | | | | | |
| 1-38615 3 oz. Silicone gasket | | | | | | | | | | | | |
| KIT (DIFFERENTIAL & PINION SHIM) | 4067 | | | | | | | | | | | |
| Consists of: | D7TZ 4067-B | AA | AB | AC | | AE | AF | | AH | AJ | AK | |
| 2-Shim .003 (Diff. brg.) | | | | | | | | | | | | |
| 2-Shim .005 (Diff. brg.) | | | | | | | | | | | | |
| 2-Shim .010 (Diff. brg.) | | | | | | | | | | | | |
| 2-Shim .030 (Diff. brg.) | | | | | | | | | | | | |
| 2-Shim .003 (Pinion brg.) | | | | | | | | | | | | |
| 2-Shim .005 (Pinion brg.) | | | | | | | | | | | | |
| 2-Shim .010 (Pinion brg.) | | | | | | | | | | | | |
| 2-Shim .030 (Pinion brg.) | | | | | | | | | | | | |
| 3-Shim .003 (Pinion) | | | | | | | | | | | | |
| 3-Shim .005 (Pinion) | | | | | | | | | | | | |
| 2-Shim .010 (Pinion) | | | | | | | | | | | | |
| 1-38615 3 oz. Silicone gasket | | | | | | | | | | | | |
| 1-351126-S Nut | | | | | | | | | | | | |
| 1-356504-S Washer | | | | | | | | | | | | |
| 1-Instruction sheet | | | | | | | | | | | | |
| Consists of: | C4TZ 4067-G | | | | AD | | AG | | | | | |
| 2-8L 4067-A Shim .003 | | | | | | | | | | | | |
| 2-8L 4067-B Shim .005 | | | | | | | | | | | | |
| 2-8L 4067-C Shim .010 | | | | | | | | | | | | |
| 2-8L 4067-D Shim .030 | | | | | | | | | | | | |
| 2-8M 4672-A Shim .003 | | | | | | | | | | | | |
| 2-8M 4672-B Shim .005 | | | | | | | | | | | | |
| 2-8M 4672-C Shim .010 | | | | | | | | | | | | |
| 2-8M 4672-D Shim .030 | | | | | | | | | | | | |
| 3-8M 4109-A Shim .003 | | | | | | | | | | | | |
| 3-8M 4109-B Shim .005 | | | | | | | | | | | | |
| 2-8M 4109-C Shim .010 | | | | | | | | | | | | |
| 1-C7TZ 4036-B Gasket | | | | | | | | | | | | |
| 1-356504-S Washer | | | | | | | | | | | | |
| 1-351126-S Nut | | | | | | | | | | | | |

1973/79
TRUCK SERIES 100/500

| DESCRIPTION/RESTRICTIONS | PART NUMBER | FRONT AXLE PARTS LISTS AA THRU AM | | | | | | | | | | | | |
|--|------------------|-----------------------------------|----|----|----|----|----|----|----|----|----|----|----|--|
| | | AA | AB | AC | AD | AE | AF | AG | AH | AJ | AK | AL | AM | |
| Note: Refer to SECTION 30, PAGE 1 for PARTS INSTRUCTIONS | | | | | | | | | | | | | | |
| Refer to group 4067 this section 4109 | | | | | | | | | | | | | | |
| CASE ASSY. (DIFFERENTIAL) 4204 | | | | | | | | | | | | | | |
| 3.00 or 3.50 ratio Consists of: 1-C6TZ 4204-P Case 1-D7TZ 4067-A Shim kit 1-Pin 10-350672-S Screw | D7TZ 4204-A | | | AC | | AE | AF | | AH | AJ | | | | |
| 3.50 ratio 1-C6TZ 4204-P Case 1-C4TZ 4067-A Shim kit 10-350672-S Screw 1-357228-S Pin | C6TZ 4204-Y | | | | AD | | | | | | | | | |
| 4.09 ratio Consists of: 1-C6TZ 4204-G Case 1-D7TZ 4067-A Shim kit 1-357228-S Pin 10-350672-S Screw | D8TZ 4204-C | AA | AB | | | | | | | | | | AK | |
| 4.09 ratio Consists of: 1-C6TZ 4204-G Case 1-C4TZ 4067-A Shim kit 10-350672-S Screw 1-357228-S Pin | C6TZ 4204-S | | | | | | | AG | | | | | | |
| 4209 | | | | | | | | | | | | | | |
| GEAR & PINION KIT- Refer to group 3222 this section | | | | | | | | | | | | | | |
| SHAFT (DIFFERENTIAL PINION) 8L 4211 | | | | | | | | | | | | | | |
| Pin (shaft to case)-1/4" x 1 7/16" | 357228-S(NN-130) | AA | AB | AC | AD | AE | AF | AG | AH | AJ | AK | | | |
| KIT (DIFFERENTIAL PINION GEAR) 4215 | | | | | | | | | | | | | | |
| Consists of: 2-8M 4215 Pinion 2-C6TZ 4236-E Gear 2-8M 4230 Washer 2-C1VY 4228-A Washer 1-8L 4211 Shaft 1-C7TZ 4036-B Gasket 10-350672-S Bolt 1-357228-S Pin 1-38615 3 oz. Silicone gasket | D7TZ 4215-A | AA | AB | AC | | AE | AF | AG | AH | AJ | AK | | | |
| Consists of: 2-8M 4215 Pinion 2-C6TZ 4236-E Gear 2-8M 4230 Washer 2-C1VY 4228-A Washer 1-8L 4211 Shaft 1-357228-S Pin 10-350672-S Bolt 1-C7TZ 4036-B Gasket | C4TZ 4215-A | | | | AD | | | AG | | | | | | |

NOTICE: When the parts list suffix is shown in the quantity required column, the quantity is one (1).

| DESCRIPTION/RESTRICTIONS | PART NUMBER | FRONT AXLE PARTS LISTS AA THRU AM | | | | | | | | | | | | |
|--|-------------|-----------------------------------|----|----|----|----|----|----|----|----|----|----|----|--|
| | | AA | AB | AC | AD | AE | AF | AG | AH | AJ | AK | AL | AM | |
| Note: Refer to SECTION 30, PAGE 1 for PARTS INSTRUCTIONS | | | | | | | | | | | | | | |
| CONE & ROLLER (DIFFERENTIAL BEARING) | 4221-2 | | | | | | | | | | | | | |
| Wheel bearing-inner- # 603049 | B7A 4221-B | 2 | 2 | 2 | 2 | 2 | 2 | 2 | 2 | 2 | 2 | 2 | | |
| Cup- # 603011 | B7A 4222-B | 2 | 2 | 2 | 2 | 2 | 2 | 2 | 2 | 2 | 2 | 2 | | |
| Wheel bearing-outer- # 501349 | B7A 4221-A | 2 | 2 | 2 | 2 | 2 | 2 | 2 | 2 | 2 | 2 | 2 | | |
| Cup- # 550225 | B7A 4222-A | 2 | 2 | 2 | 2 | 2 | 2 | 2 | 2 | 2 | 2 | 2 | | |
| Differential bearing- # 25590 | B7T 1201-A | 2 | 2 | 2 | 2 | 2 | 2 | 2 | 2 | 2 | 2 | 2 | | |
| Cup- # 25523 | 8M 4222 | 2 | 2 | 2 | 2 | 2 | 2 | 2 | 2 | 2 | 2 | 2 | | |
| Pinion bearing-front- # 31594 | 8M 4630 | AA | AB | AC | AD | AE | AF | AG | AH | AJ | AK | | | |
| Cup- # 31520 | 8A 4628 | AA | AB | AC | AD | AE | AF | AG | AH | AJ | AK | | | |
| rear- # 02872 | 8M 4621 | AA | AB | AC | AD | AE | AF | AG | AH | AJ | AK | | | |
| Cup- # 02820 | 8A 4616 | AA | AB | AC | AD | AE | AF | AG | AH | AJ | AK | | | |
| Washer (DIFFERENTIAL SIDE GEAR)-Also serviced in kit, group 4215 | C1VY 4228-A | 2 | 2 | 2 | 2 | 2 | 2 | 2 | 2 | 2 | | | | |
| WASHER (DIFFERENTIAL PINION THRUST)-Also serviced in kit, group 4215 | 8M 4230 | 2 | 2 | 2 | 2 | 2 | 2 | 2 | 2 | 2 | | | | |
| GEAR (DIFFERENTIAL SIDE)-Also serviced in kit, group 4215 | C6TZ 4236-E | 2 | 2 | 2 | 2 | 2 | 2 | 2 | 2 | 2 | | | | |
| SCREW & WASHER ASSY. (HOUSING COVER) | C6TZ 4346-B | 10 | 10 | 10 | 10 | 10 | 10 | 10 | 10 | 10 | | | | |
| Refer to group 4221-2 | 4616-30 | | | | | | | | | | | | | |
| SLINGER (PINION OIL) | 4670 | | | | | | | | | | | | | |
| Front | COTT 4670-A | AA | AB | AC | AD | AE | AF | AG | AH | AJ | AK | | | |
| Intermediate | C6TZ 4670-B | AA | AB | AC | AD | AE | AF | AG | AH | AJ | AK | | | |
| Rear | C6TZ 4670-A | AA | AB | AC | AD | AE | AF | AG | AH | AJ | AK | | | |
| Refer to group 4067 this section | 4672 | | | | | | | | | | | | | |
| SEAL ASSY. (PINION OIL)- # 35723 | C6TZ 4676-A | AA | AB | AC | AD | AE | AF | AG | AH | AJ | AK | | | |
| FLANGE ASSY. (UNIVERSAL JOINT) | 4851 | | | | | | | | | | | | | |
| | C6TZ 4851-E | AA | AB | AC | | | | | AH | AJ | AK | | | |
| | C6TZ 4851-D | | | | AD | AE | AF | AG | | | | | | |
| DEFLECTOR (DRIVING PINION OIL SEAL DUST) | B9TT 4859-A | AA | AB | AC | AD | AE | AF | AG | AH | AJ | AK | | | |

| DESCRIPTION/RESTRICTIONS | PART NUMBER | FRONT AXLE PARTS LISTS 5A THRU 5M | | | | | | | | | | | | |
|--|-----------------------|-----------------------------------|----|---|----|---|---|---|----|---|---|----|----|----|
| | | A | B | C | D | E | F | G | H | J | K | L | M | |
| Note: Refer to SECTION 30, PAGE 1 For PARTS LISTS INSTRUCTIONS | | | | | | | | | | | | | | |
| GASKET (FRONT WHEEL HUB) | C1TZ 1001-A | | | | | 2 | 2 | 2 | 2 | | | 2 | 2 | |
| NUT (HUB BOLT) | COAZ 1012-A | | | | | | | | | | | 16 | 16 | 16 |
| GASKET (LOCKOUT HUB HOUSING) | 1A021 | | | | | | | | | | | | | |
| Housing | D2TZ 1A021-B | | 2 | | 2 | | | | | | | 2 | | |
| Retainer plate | D2TZ 1A021-A | | 2 | | 2 | | | | | | | 2 | | |
| BUSHING (LOCKOUT HUB) | C1TZ 1A023-A | | 2 | | 2 | | | | | | | 2 | | |
| PIN (LOCKOUT HUB RETAINING CAP) | D2TZ 1A025-A | | 2 | | 2 | | | | 2 | | | 2 | | |
| HOUSING ASSY. (LOCKOUT HUB) | C1TZ 1A026-A | | 2 | | 2 | | | | 2 | | | 2 | | |
| SLEEVE and RING ASSY. (LOCKOUT HUB) | 1A028 | | | | | | | | | | | | | |
| | C4TZ 1A028-A | 2 | | 2 | | | | | | | | | | |
| | C1TZ 1A028-A | | 2 | | 2 | | | | 2 | | | 2 | | |
| Snap ring (sleeve and ring to axle shaft)- 1 5/32" I.D. x 1 11/32" O.D. x 3/64" thick | 371834-S(QQ-40) | 2 | 2 | 2 | 2 | | | | 2 | | | 2 | | |
| GEAR (LOCKOUT HUB SLEEVE and CLUTCH RING) | D2TZ 1A028-B | | 2 | | 2 | | | | 2 | | | 2 | | |
| KNOB (LOCKOUT HUB ACTUATING) | 1A029 | | | | | | | | | | | | | |
| | C8TZ 1A029-A | 2 | | 2 | | | | | 2 | | | | | |
| "0" RING (LOCKOUT HUB KNOB) | D2TZ 1A029-A | | 2 | | 2 | | | | 2 | | | 2 | | |
| Outer-2" I.D. | 1A030 | | | | | | | | | | | | | |
| Inner-3" I.D. | C8TZ 1A030-B | 2 | | 2 | | | | | | | | | | |
| | C8TZ 1A030-A | 2 | | 2 | | | | | | | | | | |
| | D2TZ 1A030-A | | 2 | | 2 | | | | 2 | | | 2 | | |
| BOLT (LOCKOUT HUB PLATE RETAINING)- No. 10-24 x 1 3/32" socket hd. | C8TZ 1A031-A | 6 | | 6 | | | | | | | | | | |
| 3/8"-16 x 3" long | 302298-S (U-404) | | 6 | | 6 | | | | 6 | | | 6 | | |
| WASHER (LOCKOUT HUB PLATE BOLT) | D1TZ 1A032-A | 6 | | 6 | | | | | | | | | | |
| PLATE (LOCKOUT HUB RETAINING) | 1A050 | | | | | | | | | | | | | |
| | C8TZ 1A050-A | 2 | | 2 | | | | | | | | | | |
| | D2TZ 1A050-A | | 2 | | 2 | | | | | | | | | |
| RETAINER (LOCKOUT HUB CLUTCH) | C8TZ 1A051-A | 2 | | 2 | | | | | 2 | | | 2 | | |
| Snap ring (clutch retainer to hub)- 3 1/8" I.D. x 3 5/16" O.D. | 378392-S(QQ-81) | 2 | | 2 | | | | | | | | | | |
| RING and BUSHING ASSY. (LOCKOUT HUB) | C4TZ 1A052-A | 2 | | 2 | | | | | | | | | | |
| CAM (LOCKOUT HUB ACTUATING) | 1A053 | | | | | | | | | | | | | |
| | D8TZ 1A053-B | 2 | | 2 | | | | | | | | | | |
| | D2TZ 1A053-A | | 2 | | 2 | | | | 2 | | | 2 | | |
| SPRING (LOCKOUT HUB PRESSURE) | 1A054 | | | | | | | | | | | | | |
| | C9TZ 1A054-A | 2 | | 2 | | 2 | | | | | | | | 2 |
| | D2TZ 1A054-A | | 2 | | 2 | | | | 2 | | | 2 | | |
| RETAINER (LOCKOUT HUB PRESSURE SPRING) | C4TZ 1A055-A | 2 | | 2 | | 2 | | | | | | | | |
| WASHER (LOCKOUT HUB RETAINING PLATE BOLT) | D2TZ 1A092-A | 12 | 12 | | 12 | | | | 12 | | | 12 | | 12 |
| RING (ACTUATOR KNOB RETAINER) | D2TZ 1A093-A | | 2 | | 2 | | | | 2 | | | 2 | | |
| SNAP RING | D7TZ 1B093-A | | | | | | | | | | | | | |
| RETAINER (LOCKOUT HUB GEAR) | D2TZ 1A094-A | | 2 | | 2 | | | | 2 | | | 2 | | 2 |
| HUB and BRAKE DRUM (FRONT) | C9TZ 1102-A | 2 | | 2 | | 2 | | | | | | | | |
| | C9TZ 1102-C | | 2 | | 2 | | | | 2 | 2 | | | | |
| HUB AND ROTOR | D6TZ 1102-E | | | | | | | | | | 2 | 2 | 2 | 2 |
| | ★ D7TZ 1102-A | | | | | | | | | | | | | |
| | r/b E0TZ 1102-G(4/80) | | | | | | | | | | | | | 2 |
| HUB ASSY. (FRONT WHEEL FREE RUNNING) | 1104 | | | | | | | | | | | | | |
| | C8TZ 1104-A | 2 | | 2 | | | | | | | | | | |
| | D2TZ 1104-A | | 2 | | 2 | | | | 2 | | | 2 | | |
| (Warn) | D6TZ 1104-N | | | | | | | | | | | | | 2 |

1973/79
TRUCK SERIES 100/500

| DESCRIPTION/RESTRICTIONS | PART NUMBER | FRONT AXLE PARTS LISTS 5A THRU 5M | | | | | | | | | | | | |
|--|--------------|-----------------------------------|----|----|----|----|----|----|----|----|----|----|----|--|
| | | A | B | C | D | E | F | G | H | J | K | L | M | |
| Note: Refer to SECTION 30, PAGE 1 For PARTS LISTS INSTRUCTIONS | | | | | | | | | | | | | | |
| BOLT (R.H. and L.H. ROTOR) | | 1107 | | | | | | | | | | | | |
| | 8D 1107-A | 16 | 16 | 16 | 16 | 16 | 16 | 16 | | | | | | |
| | D6TZ 1107-A | | | | | | | | 16 | 16 | 16 | 16 | | |
| | D7TZ 1107-A | | | | | | | | | | | | 16 | |
| DRUM (FRONT BRAKE) | | 1125 | | | | | | | | | | | | |
| | D6TZ 1125-D | 2 | | 2 | | | | | | | | | | |
| | D6TZ 1125-G | | 2 | | 2 | | 2 | 2 | | | | | | |
| CAP (FRONT HUB GREASE) | | 1131 | | | | | | | | | | | | |
| | C1TZ 1131-A | | | | | | 2 | | 2 | | 2 | | | |
| | B9TZ 1131-A | | | | | 2 | | | | | | | 2 | |
| ADAPTER (STEERING ARM STUD) | | 1142 | | | | | | | | | | | | |
| | BB 1142-B | 2 | | 2 | | | | | | | | | | |
| | D6TZ 1142-A | | | | | | | | 3 | 3 | 3 | | | |
| SEAL (FRONT WHEEL OIL) | | 1175 | | | | | | | | | | | | |
| Hub seal | C9TZ 1175-A | | | | | | | | | | | | 2 | |
| Hub seal | C9TZ 1175-C | 2 | | 2 | | 2 | | | 2 | 2 | 2 | | | |
| Hub seal | C9TZ 1190-A | | 2 | | 2 | | 2 | 2 | | | | 2 | | |
| Spindle seal (inner) | D3TZ 1175-A | | | | | | | | 2 | 2 | 2 | 2 | | |
| Spindle seal (outer) | C3TZ 1190-A | | | | | | | | 2 | 2 | 2 | 2 | | |
| Spindle seal (inner) | D6TZ 1175-A | | | | | | | | | | | | 2 | |
| Spindle seal (outer) | D6TZ 1175-B | | | | | | | | | | | | 2 | |
| BEARING RETAINER KIT (FRONT WHEEL LOCK) -incl. cover, outer locknut and lock retainer | D2TZ 1198-A | | | 2 | 2 | 2 | 2 | 2 | 2 | 2 | 2 | 2 | 2 | |
| Refer to group 4221-2 | | 1201-43 | | | | | | | | | | | | |
| GEAR (AXLE SHAFT DRIVE) | | 1245 | | | | | | | | | | | | |
| | C0TT 1245-A | | | | | 2 | | | | | | | 2 | |
| | C1TZ 1245-A | | | | | | | 2 | | 2 | | 2 | | |
| Ring (gear to shaft)-1 1/4" | | 371834-S(QQ-40) | | | | | | | | | | | | |
| | | | | | | | | 2 | | | | | | |
| SHIELD-FRONT DISC BRAKE | | 2K004-5 | | | | | | | | | | | | |
| R.H. | D6TZ 2K004-C | | | | | | | | | H | J | K | L | |
| L.H. | D6TZ 2K005-B | | | | | | | | | H | J | K | L | |
| BRACKET-CALIPER MOUNTING | | 2B292-3 | | | | | | | | | | | | |
| R.H. | D6TZ 2B292-C | | | | | | | | | H | J | K | L | |
| L.H. | D6TZ 2B293-C | | | | | | | | | H | J | K | L | |
| HOUSING ASSY. (AXLE) | | 3010 | | | | | | | | | | | | |
| | D2TZ 3010-A | A | | C | | | | | | | | | | |
| | C9TZ 3010-D | | B | | D | | | | | | | | | |
| | D4TZ 3010-A | | | | | E | | | | | | | | |
| | D4TZ 3010-B | | | | | | F | | | | | | | |
| | D3TZ 3010-C | | | | | | | G | | | | | | |
| | D6TZ 3010-D | | | | | | | | | H | | | | |
| | D6TZ 3010-E | | | | | | | | | | | | | |
| | D6TZ 3010-F | | | | | | | | | | | | L | |
| | D7TZ 3010-C | | | | | | | | | | | | M | |
| Plug (drain)-3/4" -14 | | 358048-S(PP-43) | | | | | | | | | | | | |
| | | A | B | C | D | | | | | | | | | |
| JOINT ASSY. (SPINDLE ARM)- | | 3049-50 | | | | | | | | | | | | |
| Incl. nut (3A049-50) | | | | | | | | | | | | | | |
| R.H. and L.H.-upper | D3TZ 3049-A | | | | | | | | | 2 | 2 | 2 | 2 | |
| -lower | D3TZ 3050-A | | | | | | | | | 2 | 2 | 2 | 2 | |
| NUT (BALL JOINT RETAINING) | | 3A049-50 | | | | | | | | | | | | |
| R.H. and L.H.-upper | D1TZ 3A049-A | | | | | | | | | 2 | 2 | 2 | 2 | |
| -lower | D1TZ 3A050-A | | | | | | | | | 2 | 2 | 2 | 2 | |
| Cotter Pin-1/8" x 1/8" | | 72035-S (N-51) | | | | | | | | | | | | |
| | | | | | | | | | | 2 | 2 | 2 | 2 | |

NOTICE: When the parts list suffix is shown in the quantity required column, the quantity is one (1).

FRONT DRIVING AXLE

1973/79
TRUCK SERIES 100/500

| DESCRIPTION/RESTRICTIONS | PART NUMBER | FRONT AXLE PARTS LISTS 5A THRU 5M | | | | | | | | | | | | |
|--|------------------------------|-----------------------------------|----|----|----|----|----|----|---|---|---|---|---|---|
| | | A | B | C | D | E | F | G | H | J | K | L | M | |
| Note: Refer to SECTION 30, PAGE 1 For PARTS LISTS INSTRUCTIONS | | | | | | | | | | | | | | |
| BUSHING (UPPER BALL JOINT ADJUSTING) | D1TZ 3B049-A | | | | | | | | | 2 | 2 | 2 | | 2 |
| SPINDLE ASSY. (FRONT WHEEL BUSHING)- incl. 3110 bushing | 3105 | | | | | | | | | | | | | |
| | C0TT 3105-A | 2 | | 2 | | 2 | | | | | | | | |
| | C7TZ 3105-E | | 2 | | 2 | | 2 | | | | | | | |
| | D3TZ 3105-D | | | | | | | | 2 | | | | | |
| Incl. 3123 bearing # F37945 | D6TZ 3105-D | | | | | | | | | 2 | 2 | 2 | 2 | |
| | D7TZ 3105-A | | | | | | | | | | | | | 2 |
| Bolt (spindle to arm)-3/8" -24 x 1 1/2" | 371900-S(BB-219-A) | 12 | 12 | 12 | 12 | 12 | 12 | 12 | | | | | | |
| Lockwasher-3/8" | 34808-S8(X-67) | 12 | 12 | 12 | 12 | 12 | 12 | 12 | | | | | | |
| Bolt (spindle stop)-3/8" -24 x 1 1/4" | 20469-S8(B-174) | A | B | C | D | E | F | G | | | | | | |
| Nut-3/8" -24 | 33925-S(M-33) | A | B | C | D | E | F | G | | | | | | |
| BUSHING (SPINDLE)-Also serviced in 3105 Assy. | 3110 | | | | | | | | | | | | | |
| | C1TZ 3110-A | 2 | 2 | 2 | 2 | 2 | 2 | 2 | | | | | | |
| | D6TZ 3110-A | | | | | | | | | | | | | 2 |
| CAP (SPINDLE PIN LOWER) | D6TZ 3113-A | | | | | | | | | | | | | 2 |
| GASKET (SPINDLE PIN CAP - UPPER) | D6TZ 3114-A | | | | | | | | | | | | | 2 |
| PIN (SPINDLE) | D6TZ 3115-A | | | | | | | | | | | | | 2 |
| SHIM (SPINDLE PIN) | 3117 | | | | | | | | | | | | | |
| R.H. -- .005" thick | B9C 3117-A | AR | | AR | | AR | | | | | | | | |
| L.H. -- .005" thick | D3TZ 3117-A | AR | | AR | | AR | | | | | | | | |
| L.H. -- .010" thick | D3TZ 3117-B | AR | | AR | | AR | | | | | | | | |
| .003" thick | C1TZ 3117-D | | AR | | AR | | AR | AR | | | | | | |
| .005" thick | C1TZ 3117-A | | AR | | AR | | AR | AR | | | | | | |
| .010" thick | C1TZ 3117-B | | AR | | AR | | AR | AR | | | | | | |
| .030" thick | C1TZ 3117-C | | AR | | AR | | AR | AR | | | | | | |
| BEARING (SPINDLE PIN) | 3123 | | | | | | | | | | | | | |
| # 11590 | B9C 3123-B | 4 | | 4 | | 4 | | | | | | | | |
| # 23100 | C1TZ 3123-A | | 4 | | 4 | | 4 | 4 | | | | | 2 | |
| # B2110 - incl. in 3105 assy. | C6TZ 3123-A | | | | | | | | | 2 | 2 | 2 | 2 | 2 |
| CUP (SPINDLE PIN BEARING) | 3126 | | | | | | | | | | | | | |
| # 11520 | B9C 3126-A | 4 | | 4 | | 4 | | | | | | | | |
| # 23256 | C1TZ 3126-A | | 4 | | 4 | | 4 | 4 | | | | | 2 | |
| ARM ASSY. (SPINDLE) | 3130-1 | | | | | | | | | | | | | |
| R.H. | C7TZ 3130-D | A | | | | | | | | | | | | |
| L.H. | C7TZ 3131-D | A | | | | | | | | | | | | |
| R.H. | C7TZ 3130-C | | B | | | | | | | | | | | |
| L.H. | C7TZ 3131-C | | B | | | | | | | | | | | |
| R.H. | D3TZ 3130-B | | | C | | E | | | | | | | | |
| L.H. | D3TZ 3131-B | | | C | | E | | | | | | | | |
| R.H. | D3TZ 3130-D | | | | D | | F | | | | | | | |
| L.H. | D3TZ 3131-D | | | | D | | F | | | | | | | |
| R.H. | ★ D3TZ 3130-E N/R (11/78) | | | | | | | G | | | | | | |
| L.H. | ★ D3TZ 3131-E N/R (11/78) | | | | | | | G | | | | | | |
| R.H. | D6TZ 3130-C | | | | | | | | H | J | K | | | |
| L.H. | D6TZ 3131-C | | | | | | | | H | J | K | | | |
| R.H. | D6TZ 3130-D | | | | | | | | | | | | L | |
| L.H. | D6TZ 3131-D | | | | | | | | | | | | L | |
| R.H. | D7TZ 3130-A | | | | | | | | | | | | | M |
| L.H. | D7TZ 3131-A | | | | | | | | | | | | | M |
| Plug (filler) | 87653-S(P-13) | 2 | 2 | | | 2 | 2 | | | | | | | |

1973/79
TRUCK SERIES 100/500

| DESCRIPTION/RESTRICTIONS | PART NUMBER | FRONT AXLE PARTS LISTS 5A THRU 5M | | | | | | | | | | | | |
|---|---------------------|-----------------------------------|----|----|----|----|----|----|----|----|----|----|----|---|
| | | A | B | C | D | E | F | G | H | J | K | L | M | |
| Note: Refer to SECTION 30, PAGE 1 For PARTS LISTS INSTRUCTIONS | | | | | | | | | | | | | | |
| END ASSY. (SPINDLE CONNECTING ROD) 3A130-1 | | | | | | | | | | | | | | |
| R.H. | C7TZ 3A130-B | A | B | | | | | | | | | | | |
| L.H. | C7TZ 3A131-B | A | B | | | | | | | | | | | |
| R.H.-serviced only in assy. group 3280 | ★ 3A130 | | | C | D | E | F | G | H | J | K | L | | |
| L.H. | D3TZ 3A131-B | | | C | D | E | F | G | H | J | K | L | | |
| R.H.-serviced in assy. group 3280 | ★ 3A130 | | | | | | | | | | | | | M |
| L.H. | D7TZ 3A131-A | | | | | | | | | | | | | M |
| SEAL ASSY. (SPINDLE ARM)-incl. attaching bolts-group 3A132 3132 | | | | | | | | | | | | | | |
| | D4TZ 3132-A | 2 | | 2 | | 2 | | | | | | | | |
| | D4TZ 3132-B | | 2 | | 2 | | 2 | 2 | 2 | 2 | | | | |
| BOLT (SPINDLE ARM SEAL)-Also supplied in assy.-group 3132-5/16"-24 x 5/8" C9TZ 3A132-A | | | | | | | | | | | | | | |
| | C9TZ 3A132-A | 16 | 24 | 16 | 24 | 16 | 16 | 24 | 24 | 24 | | | | |
| SLINGER (SPINDLE SHAFT OIL) 3C132 | | | | | | | | | | | | | | |
| Outer | D3TZ 3C132-A | | | | | | | | | | | | | 2 |
| Inner | D6TZ 3C132-A | | | | | | | | | | | | | 2 |
| BOLT (SPINDLE ARM)-7/16"-20 x 1 7/8" long D6TZ 3C140-A | | | | | | | | | | | | | | |
| | D6TZ 3C140-A | | | | | | | | 10 | 10 | 10 | 10 | 10 | |
| ARM ASSY. (STEERING) 3146 | | | | | | | | | | | | | | |
| | D4TZ 3146-B | A | | C | | E | | | | | | | | |
| | D4TZ 3146-A | | B | | D | | F | G | | | | | | |
| | D6TZ 3146-A | | | | | | | | H | J | K | | | |
| | D6TZ 3146-B | | | | | | | | | | | L | | |
| | D7TZ 3146-A | | | | | | | | | | | | | M |
| Stud (steering arm to spindle arm-front)-1/2"-20 x 2 15/16" 376126-S2(WW-112-B) | | | | | | | | | | | | | | |
| | 376126-S2(WW-112-B) | | 2 | | 2 | | 2 | 2 | | | | | | |
| Stud (steering arm to spindle arm-rear)-1/2"-20 x 2 11/16" 376125-S2(WW-112-A) | | | | | | | | | | | | | | |
| | 376125-S2(WW-112-A) | | 2 | | 2 | | 2 | 2 | | | | | | |
| Stud (steering arm to spindle arm)-1/2"-20 x 2 5/16" Dana No. 37296 | | | | | | | | | | | | | | |
| | Dana No. 37296 | | | | | | | | | | | | | 4 |
| Nut-1/2"-20 33846-S8(M-69) | | | | | | | | | | | | | | |
| | 33846-S8(M-69) | | AR | | D | | F | G | | | | | | 4 |
| Stud (steering arm to spindle arm)-3/8"-24 x 1 11/16" 373472-S(WW-91) | | | | | | | | | | | | | | |
| | 373472-S(WW-91) | 2 | | 2 | | 2 | | | | | | | | |
| Nut-3/8"-24 33800-S(M-63) | | | | | | | | | | | | | | |
| | 33800-S(M-63) | 2 | | 2 | | 2 | | | | | | | | |
| STUD (STEERING ARM TO SPINDLE ARM) 3A146 | | | | | | | | | | | | | | |
| L.H.-7/16"-20 x 7/16"-20 x 1 3/4" C9TZ 3A146-A | | | | | | | | | | | | | | |
| | C9TZ 3A146-A | 2 | | 2 | | 2 | | | | | | | | |
| R.H.-upper plug-3/8"-24 x 2 1/8" D3TZ 3A146-A | | | | | | | | | | | | | | |
| | D3TZ 3A146-A | | 2 | | 2 | | 2 | 2 | | | | | | |
| R.H.-upper plug to spindle arm D3TZ 3A146-B | | | | | | | | | | | | | | |
| | D3TZ 3A146-B | | 8 | | 8 | | 8 | 8 | | | | | | |
| R.H. and L.H.-lower plug to spindle arm D3TZ 3A146-C | | | | | | | | | | | | | | |
| | D3TZ 3A146-C | | | | | AR | | | | | | | | |
| L.H.-9/16"-18 x 9/16"-18 x 3" D6TZ 3A146-A | | | | | | | | | | | | | | |
| | D6TZ 3A146-A | | | | | | | | 3 | 3 | 3 | | | |
| Nut (R.H. stud to spindle arm)-3/8"-24 33925-S2(M-33) | | | | | | | | | | | | | | |
| | 33925-S2(M-33) | 2 | | 2 | | 2 | | | | | | | | |
| Nut (L.H. stud to spindle arm)-7/16"-20 370664-S(MM-140) | | | | | | | | | | | | | | |
| | 370664-S(MM-140) | 2 | | 2 | | 2 | | | | | | | | |
| Nut (L.H. stud to steering arm)-9/16"-18 55755-S2 (M-89-GE) | | | | | | | | | | | | | | |
| | 55755-S2 (M-89-GE) | | | | | | | | 3 | 3 | 3 | | | |

NOTICE: When the parts list suffix is shown in the quantity required column, the quantity is one (1).

| DESCRIPTION/RESTRICTIONS | PART NUMBER | FRONT AXLE PARTS LISTS 5A THRU 5M | | | | | | | | | | | | |
|--------------------------|-------------|-----------------------------------|---|---|---|---|---|---|---|---|---|---|---|--|
| | | A | B | C | D | E | F | G | H | J | K | L | M | |

Note: Refer to SECTION 30, PAGE 1 For PARTS LISTS INSTRUCTIONS
 NOTE: ▲ Remove guide from housing & discard when installing 3254 seal

| | | | | | | | | | | | | | | |
|---|--------------------|----|---|----|---|----|---|---|--|--|--|--|---|---|
| PLUG (SPINDLE ARM) | 3147 | | | | | | | | | | | | | |
| R.H.-upper and lower | B9C 3147-A | 2 | | 2 | | 2 | | | | | | | | |
| L.H.-lower | | A | | C | | | | | | | | | | |
| R.H.-upper and lower | D1TZ 3147-A | | 2 | | 2 | | 2 | 2 | | | | | | |
| L.H.-lower | | | B | | D | | F | G | | | | | | |
| Cap (spindle bearing) | | | | | | | | | | | | | | |
| Lower | D6TZ 3147-A | | | | | | | | | | | | 2 | |
| Upper | D8TZ 3147-A | | | | | | | | | | | | | 2 |
| Stud (R.H. upper plug to spindle arm)- 1/2-20 x 2 9/16" | 376124-S2(WW-52-E) | | 2 | | 2 | | 2 | 2 | | | | | | |
| Nut-1/2" -20 | 33846-S8(M-69) | | 2 | | 2 | | 2 | 2 | | | | | | |
| Bolt (R.H. and L.H. lower plug to spindle arm- 3/8" -24 x 1 3/8" | 371900-S(BB-219-A) | AR | | AR | | AR | | | | | | | | |
| Washer-3/8" lock | 34807-S(X-66) | AR | | AR | | AR | | | | | | | | |

| | | | | | | | | | | | | | | |
|---------------------|-------------|---|---|---|---|--|---|---|--|---|---|---|---|---|
| SHAFT ASSY. (AXLE) | 3219-20 | | | | | | | | | | | | | |
| R.H.-44 15/32" long | D4TZ 3219-A | A | | C | | | | | | | | | | |
| L.H.-28 11/32" long | C7TZ 3220-A | A | | C | | | | | | | | | | |
| R.H.-45" long | C7TZ 3219-B | | B | | D | | F | | | | | | | |
| L.H.-28 7/8" long | C7TZ 3220-B | | B | | D | | F | | | | | | | |
| R.H.-44 15/32" long | D4TZ 3219-A | | | | | | E | | | | | | | |
| L.H.-28 11/32" long | D4TZ 3220-A | | | | | | E | | | | | | | |
| R.H.-43 15/16" long | D3TZ 3219-C | | | | | | | | | | | | | |
| L.H.-29 5/8" long | D3TZ 3220-C | | | | | | | G | | | | | | |
| R.H. | D6TZ 3219-A | | | | | | | G | | | | | | |
| L.H. | D6TZ 3220-A | | | | | | | | | H | J | K | | |
| R.H. | D6TZ 3219-B | | | | | | | | | H | J | K | | |
| L.H. | D6TZ 3220-B | | | | | | | | | | | | L | |
| R.H. | D7TZ 3219-A | | | | | | | | | | | | L | |
| L.H. | D7TZ 3220-A | | | | | | | | | | | | | M |

| | | | | | | | | | | | | | | |
|--|-------------|--|--|--|--|--|--|--|--|--|--|--|--|---|
| GEAR and PINION KIT (AXLE) | 3222 | | | | | | | | | | | | | |
| 3.54 ratio | C6TZ 3222-N | | | | | | | | | | | | | M |
| Consists of: | | | | | | | | | | | | | | |
| 1-C6TZ 3222-C Pinion (# 33843) & gear (# 34844) | | | | | | | | | | | | | | |
| 1-C6TZ 4067-G Shim kit | | | | | | | | | | | | | | |
| 1-8A 4616 Outer cup | | | | | | | | | | | | | | |
| 1-8M 4621 Outer bearing | | | | | | | | | | | | | | |
| 1-8A 4628 Inner cup | | | | | | | | | | | | | | |
| 1-8M 4630 Inner bearing | | | | | | | | | | | | | | |
| 1-COTT 4670-A Slinger | | | | | | | | | | | | | | |
| 1-C6TZ 4670-A Slinger | | | | | | | | | | | | | | |
| 1-C6TZ 4670-B Baffle | | | | | | | | | | | | | | |
| 1-C6TZ 4676-A Seal | | | | | | | | | | | | | | |
| 10-350672-S Screw | | | | | | | | | | | | | | |

| | | | | | | | | | | | | | | |
|--|--------------|--|--|--|--|--|--|--|--|--|---|---|--|--|
| 3.54 ratio | C6TZ 4209-AL | | | | | | | | | | H | J | | |
| consists of: | | | | | | | | | | | | | | |
| 1-C6TZ 4209-C pinion (# 18437) & gear (# 32171) assy. | | | | | | | | | | | | | | |
| 1-C6TZ 4067-G Shim kit | | | | | | | | | | | | | | |
| 1-8A 4616 Outer cup | | | | | | | | | | | | | | |
| 1-8M 4621 Outer bearing | | | | | | | | | | | | | | |
| 1-8A 4628 Inner cup | | | | | | | | | | | | | | |
| 1-8M 4630 Inner bearing | | | | | | | | | | | | | | |
| 1-COTT 4670-A Slinger | | | | | | | | | | | | | | |
| 1-C6TZ 4670-A Slinger | | | | | | | | | | | | | | |
| 1-C6TZ 4670-B Baffle | | | | | | | | | | | | | | |
| 1-C6TZ 4676-A Seal | | | | | | | | | | | | | | |
| 10-350672-S Screw | | | | | | | | | | | | | | |
| 1-351126-S Nut | | | | | | | | | | | | | | |

1973/79
TRUCK SERIES 100/500

| DESCRIPTION/RESTRICTIONS | PART NUMBER | FRONT AXLE PARTS LISTS 5A THRU 5M | | | | | | | | | | | | |
|---|-----------------------|-----------------------------------|----|----|----|----|----|----|---|---|----|----|----|----|
| | | A | B | C | D | E | F | G | H | J | K | L | M | |
| Note: Refer to SECTION 30, PAGE 1 For PARTS LISTS INSTRUCTIONS NOTE: ▲ Remove guide from housing & discard when installing 3254 seal | | | | | | | | | | | | | | |
| 3222 — Cont'd | | | | | | | | | | | | | | |
| GEAR and PINION KIT (AXLE) | C6TZ 3222-R | | | | | | | | | | | | | M |
| 4.09 ratio consists of: 1-C6TZ 3222-E pinion (#33849) & gear (#33850) assy. 1-C6TZ 4067-G Shim kit 1-8A 4616 Outer cup 1-8M 4621 Outer bearing 1-8A 4628 Inner cup 1-8M 4630 Inner bearing 1-COTT 4670-A Slinger 1-C6TZ 4670-A Slinger 1-C6TZ 4670-B Baffle 1-C6TZ 4676-A Seal 10-350672-S Screw | | | | | | | | | | | | | | |
| 4.09 ratio consists of: 1-C6TZ 4209-B Pinion & Gear Assy. 1-C4TZ 4067-G Shim Kit 1-8A 4616 Outer cup 1-8M 4621 Outer bearing 1-8A 4628 Inner cup 1-8M 4630 Inner bearing 1-C6TZ 4676-A Seal 1-C6TZ 4670-A Slinger 1-C6TZ 4670-B Baffle 1-COTT 4670-A Slinger 10-350672-S Screw | C6TZ 4209-AK | A | B | C | D | E | F | | H | J | K | | | |
| 4.10 ratio consists of: 1-C6TZ 4209-F Pinion & Gear Assy. 1-C4TZ 4067-F Shim Kit 1-B5A 4616-B Outer cup 1-B5A 4621-B Outer bearing 1-B6D 4616-A Inner cup 1-B5D 4630-A Inner bearing 1-D0TZ 4676-A Seal 1-B5D 4670-A Slinger 1-C4TZ 4670-A Baffle 1-DANA #34643 Slinger 12-354846-S Screw | C6TZ 4209-AN | | | | | | | | G | | | | | L |
| Bolt (gear to case)-3/8" -24 x 15/16" | 350672-S(BB-214) | | 10 | 10 | 10 | 10 | 10 | 10 | | | | 10 | 10 | 10 |
| Bolt (gear to case)-1/2" -20 x 1 3/32" | 354846-S(BB-242) | | | | | | | | | | 10 | | | 10 |
| GUIDE (AXLE SHAFT) | ▲ 3248 | | | | | | | | | | | | | |
| JOINT KIT (AXLE SHAFT UNIVERSAL) | 3249 | | | | | | | | | | | | | |
| | B9TZ 3249-A | 2 | | 2 | | 2 | | | | | | | | |
| | C1TZ 3249-A | | 2 | | 2 | | 2 | 2 | | | | | | |
| | D3TZ 3249-A | | | | | | | | | 2 | 2 | 2 | | 2 |
| | B5TZ 4635-A | | | | | | | | | | | | | 2 |
| SEAL (AXLE SHAFT OIL) | 3254 | | | | | | | | | | | | | |
| 1 27/64" I.D. x 2 9/32" O.D. x 29/32" thick #525085, #36352 or #13165 | ▲ C6TZ 3254-C | 2 | 2 | 2 | 2 | 2 | 2 | 2 | | 2 | 2 | 2 | | 2 |
| #36913 | ★ D3TZ 3254-A | | | | | | | | | 2 | | | | 2 |
| | r/b D8TZ 3254-B(4/80) | | | | | | | | | | | | | |
| SPRING (SPINDLE PIN COMPRESSION) | D6TZ 3277-A | | | | | | | | | | | | | 2 |

NOTICE: When the parts list suffix is shown in the quantity required column, the quantity is one (1).

FRONT DRIVING AXLE

1973/79
TRUCK SERIES 100/500

| DESCRIPTION/RESTRICTIONS | PART NUMBER | FRONT AXLE PARTS LISTS 5A THRU 5M | | | | | | | | | | | | |
|---|-----------------|-----------------------------------|---|---|---|---|---|---|---|---|---|---|---|---|
| | | A | B | C | D | E | F | G | H | J | K | L | M | |
| Note: Refer to SECTION 30, PAGE 1 For PARTS LISTS INSTRUCTIONS | | | | | | | | | | | | | | |
| ROD ASSY. (SPINDLE CONNECTING) | 3280 | | | | | | | | | | | | | |
| | D3TZ 3280-B | A | B | C | D | E | F | G | H | J | K | | | |
| | D6TZ 3280-D | | | | | | | | | | | | L | |
| | D7TZ 3280-B | | | | | | | | | | | | | M |
| TUBE (SPINDLE CONNECTING ROD)—Incl. clamps and attaching parts—also refer to group 3310 | 3281 | | | | | | | | | | | | | |
| | C7TZ 3281-A | A | B | | | | | | | | | | | |
| | C6TZ 3281-A | | | C | D | E | F | G | H | J | K | | | |
| CLAMP (SPINDLE CONNECTING ROD ENDS) | TGAA 3287-A | 2 | 2 | 2 | 2 | 2 | 2 | 2 | 2 | 2 | 2 | | | |
| SPACER (WHEEL BEARING) — 1 5/16" I.D. x 1/8" thick | D6TZ 3299-A | | | | | | | | | 2 | 2 | 2 | 2 | 2 |
| SLEEVE (FRONT WHL. SPINDLE CONN. ROD ADJ.) | 3310 | | | | | | | | | 2 | 2 | 2 | 2 | 2 |
| Also refer to group 3281 | D7TZ 3310-A | | | | | | | | | | | | L | M |
| SEAL (SPINDLE CONNECTING ROD) | 3332 | | | | | | | | | | | | | |
| Lower | C7TZ 3332-F | 2 | 2 | 2 | 2 | 2 | 2 | 2 | 2 | 2 | 2 | | | |
| Upper | D6TZ 3332-A | | | | | | | | | | | | 2 | |
| | D8TZ 3332-B | | | | | | | | | | | | 2 | |
| SHAFT (FRONT AXLE YOKE) | 3B387 | | | | | | | | | | | | | |
| | D6TZ 3B387-A | | | | | | | | 2 | 2 | 2 | | | |
| | C7TZ 3B387-A | 2 | | 2 | | 2 | | | | | | | | |
| | C7TZ 3B387-B | | 2 | | 2 | | 2 | 2 | | | | | | |
| | D6TZ 3B387-B | | | | | | | | | | | | 2 | |
| | D7TZ 3B387-A | | | | | | | | | | | | | 2 |
| STOP (STEERING) | 3A706 | | | | | | | | | | | | | |
| | D6TZ 3A706-A | | | | | | | | 2 | 2 | 2 | | | |
| | D6TZ 3A706-B | | | | | | | | | | | | 2 | |
| | D7TZ 3A706-A | | | | | | | | | | | | | 2 |
| VENT (AXLE HOUSING) | C4TZ 4022-A | A | B | C | D | E | F | G | H | J | K | | | |
| COVER (AXLE HOUSING)—Incl. plug | D3TZ 4033-A | A | B | C | D | E | F | | H | J | K | | | |
| Plug (filler)—3/4" pipe | 353051-S(PP-32) | A | B | C | D | E | F | | H | J | K | | | |
| KIT (AXLE HOUSING COVER) | 4033 | | | | | | | | | | | | | |
| Consists of: 1-D3TZ 4033-A Cover — incl. plug 1-C7TZ 4036-B Gasket 10-C6TZ 4346-B Bolt | D3TZ 4033-B | A | B | C | D | E | F | | H | J | K | | | |
| Consists of: 1-C7TZ 4033-A—cover—incl. plug 1-C5TZ 4036-B Gasket 10-C6TZ 4346-C Bolt | C6TZ 4033-H | | | | | | | G | | | | L | | |
| Consists of: 1-C6TZ 4033-B Cover—incl. plug 1-C7TZ 4036-B Gasket 10-C6TZ 4346-B Bolt | C6TZ 4033-J | | | | | | | | | | | | | M |
| Plug (filler)—3/4" pipe | 353051-S(PP-32) | A | B | C | D | E | F | | H | J | K | | | |

1973/79
TRUCK SERIES 100/500

FRONT DRIVING AXLE

| DESCRIPTION/RESTRICTIONS | PART NUMBER | FRONT AXLE PARTS LISTS 5A THRU 5M | | | | | | | | | | | | |
|---|-------------|-----------------------------------|----|----|----|----|----|----|----|----|----|---|---|----|
| | | A | B | C | D | E | F | G | H | J | K | L | M | |
| Note: Refer to SECTION 30, PAGE 1 For PARTS LISTS INSTRUCTIONS | | | | | | | | | | | | | | |
| GASKET (AXLE COVER TO HOUSING) | | | | | | | | | | | | | | |
| | 4036 | | | | | | | | | | | | | |
| | C7TZ 4036-B | A | B | C | D | E | F | | H | J | K | | | M |
| | C5TZ 4036-B | | | | | | | G | | | | L | | |
| SHIM (DIFFERENTIAL BEARING) | | | | | | | | | | | | | | |
| | 4067 | | | | | | | | | | | | | |
| .003" thick | 8L 4067-A | AR | AR | AR | AR | AR | AR | | AR | AR | AR | | | |
| .010" thick | 8L 4067-C | AR | AR | AR | AR | AR | AR | | AR | AR | AR | | | |
| .030" thick | 8L 4067-D | AR | AR | AR | AR | AR | AR | | AR | AR | AR | | | |
| .003" thick | 8M 4067-A | | | | | | | | | | | | | AR |
| .005" thick | 8M 4067-B | | | | | | | | | | | | | AR |
| .010" thick | 8M 4067-C | | | | | | | | | | | | | AR |
| .030" thick | 8M 4067-D | | | | | | | | | | | | | AR |
| .005" thick | B5D 4067-B | | | | | | | AR | | | | | | AR |
| .010" thick | B5D 4067-C | | | | | | | AR | | | | | | AR |
| KIT (DIFFERENTIAL BEARING SHIM) | | | | | | | | | | | | | | |
| | 4067 | | | | | | | | | | | | | |
| Consists of: | C4TZ 4067-A | A | B | C | D | E | F | | H | J | K | | | M |
| 2-8L 4067-A Shim .003 | | | | | | | | | | | | | | |
| 2-8L 4067-B Shim .005 | | | | | | | | | | | | | | |
| 2-8L 4067-C Shim .010 | | | | | | | | | | | | | | |
| 2-8L 4067-D Shim .030 | | | | | | | | | | | | | | |
| 1-C7TZ 4036-B Gasket | | | | | | | | | | | | | | |
| Consists of: | C4TZ 4067-B | | | | | | | G | | | | | L | |
| 2-B5D 4067-A Shim .003 | | | | | | | | | | | | | | |
| 2-B5D 4067-B Shim .005 | | | | | | | | | | | | | | |
| 2-B5D 4067-C Shim .010 | | | | | | | | | | | | | | |
| 2-B5D 4067-D Shim .030 | | | | | | | | | | | | | | |
| 1-C5TZ 4036-B Gasket | | | | | | | | | | | | | | |
| KIT (DIFFERENTIAL & PINION SHIM) | | | | | | | | | | | | | | |
| | 4067 | | | | | | | | | | | | | |
| Consists of: | C4TZ 4067-G | A | B | C | D | E | F | | H | J | K | | | M |
| 2-8L 4067-A Shim .003 | | | | | | | | | | | | | | |
| 2-8L 4067-B Shim .005 | | | | | | | | | | | | | | |
| 2-8L 4067-C Shim .010 | | | | | | | | | | | | | | |
| 2-8L 4067-D Shim .030 | | | | | | | | | | | | | | |
| 2-8M 4672-A Shim .003 | | | | | | | | | | | | | | |
| 2-8M 4672-B Shim .005 | | | | | | | | | | | | | | |
| 2-8M 4672-C Shim .010 | | | | | | | | | | | | | | |
| 2-8M 4672-D Shim .030 | | | | | | | | | | | | | | |
| 2-8M 4109-A Shim .003 | | | | | | | | | | | | | | |
| 3-8M 4109-B Shim .005 | | | | | | | | | | | | | | |
| 2-8M 4109-C Shim .010 | | | | | | | | | | | | | | |
| 1-C7TZ 4036-B Gasket | | | | | | | | | | | | | | |
| 1-351126-S Nut | | | | | | | | | | | | | | |
| 1-356504-S Washer | | | | | | | | | | | | | | |

NOTICE: When the parts list suffix is shown in the quantity required column, the quantity is one (1).

1973/79
TRUCK SERIES 100/500

FRONT DRIVING AXLE

| DESCRIPTION/RESTRICTIONS | PART NUMBER | FRONT AXLE PARTS LISTS 5A THRU 5M | | | | | | | | | | | | |
|---|------------------|-----------------------------------|----|----|----|----|----|----|----|----|----|----|----|----|
| | | A | B | C | D | E | F | G | H | J | K | L | M | |
| Note: Refer to SECTION 30, PAGE 1 For PARTS LISTS INSTRUCTIONS | | | | | | | | | | | | | | |
| KIT (DIFFERENTIAL & PINION SHIM) 4067 — Cont'd. | | | | | | | | | | | | | | |
| Consists of: 1-351126-S Nut 2-B5D 4067-A Shim .003 2-B5D 4067-B Shim .005 2-B5D 4067-C Shim .010 2-B5D 4067-D Shim .030 3-B5D 4109-A Shim .003 3-B5D 4109-B Shim .005 2-B5D 4109-C Shim .010 2-B5D 4672-A Shim .003 2-B5D 4672-B Shim .005 2-B5D 4672-C Shim .010 2-B5D 4672-D Shim .030 1-C5TZ 4036-B Gasket 1-354845-S Nut 1-DANA # 30275 washer | C4TZ 4067-F | | | | | | | | | G | | | | L |
| SHIM (DRIVING PINION BEARING) 4109 | | | | | | | | | | | | | | |
| Front bearing -- .005" thick | 8M 4109-B | AR | AR | AR | AR | AR | AR | AR | AR | AR | AR | AR | AR | AR |
| -- .010" thick | 8M 4109-C | AR | AR | AR | AR | AR | AR | AR | AR | AR | AR | AR | AR | AR |
| Rear bearing--refer to group 4067 | 4672 | | | | | | | | | | | | | |
| Front bearing -- .003" thick | B5D 4109-A | | | | | | | | | AR | | | | AR |
| -- .005" thick | B5D 4109-B | | | | | | | | | AR | | | | AR |
| Rear bearing -- .003" thick | B5D 4672-A | | | | | | | | | AR | | | | AR |
| CASE ASSY. (DIFFERENTIAL) 4204 | | | | | | | | | | | | | | |
| Kit (differential case) Use with 4.09 ratio consists of: 1-C6TZ 4204-G Case 1-C4TZ 4067-A Shim Kit 10-350672-S Screw 1-357228-S Pin | C6TZ 4204-S | A | B | C | D | E | F | | | H | J | K | | M |
| Kit (differential case) consists of: 1-C3TZ 4204-G Case 1-C4TZ 4067-B Shim kit 1-D1TZ 4241-A Pin 12-354846-S Screw | C3TZ 4204-J | | | | | | | | | G | | | | L |
| Kit (differential case) Use with 3.73 ratio and down ND,RD,TD,UD,AAD,ABD consists of: 1-C6TZ 4204-P Case 1-C4TZ 4067-A Shim kit 10-350672-S Screw 1-357228-S Pin | C6TZ 4204-Y | | | | | | F | | | H | J | | | M |
| RING GEAR and PINION KIT (AXLE) 4209 | | | | | | | | | | | | | | |
| Refer to group 3222 in this section | | | | | | | | | | | | | | |
| SHAFT (DIFFERENTIAL PINION) 4211 | | | | | | | | | | | | | | |
| Also serviced in kit--group 4215 | 8L 4211 | A | B | C | D | E | F | | | H | J | K | | M |
| Shaft--5 13/16" long | B5D 4211-A | | | | | | | | | G | | | | L |
| Pin (shaft lock pin)--1 7/8" long | D1TZ 4241-A | | | | | | | | | G | | | | L |
| Pin (shaft to case)--1/4" x 1 7/16" | 357228-S(NN-130) | A | B | C | D | E | F | | | H | J | K | | M |

1973/79
TRUCK SERIES 100/500

| DESCRIPTION/RESTRICTIONS | PART NUMBER | FRONT AXLE PARTS LISTS 5A THRU 5M | | | | | | | | | | | | |
|--|---|-----------------------------------|----|----|----|----|---|---|----|----|----|---|---|----|
| | | A | B | C | D | E | F | G | H | J | K | L | M | |
| Note: Refer to SECTION 30, PAGE 1 For PARTS LISTS INSTRUCTIONS | | | | | | | | | | | | | | |
| PINION (DIFFERENTIAL) 4215 | | | | | | | | | | | | | | |
| Consists of: 2-8M 4215 Pinion 2-C6TZ 4236-E Gear 2-8M 4230 Washer 2-C1VY 4228-A Washer 1-8L 4211 Shaft 1-C7TZ 4036-B Gasket 10-350672-S Bolt 1-357228-S Pin | C4TZ 4215-A | | | | | | | | | | | | | |
| Consists of: 2-D0TZ 4215-A Pinion 2-D0TZ 4236-A Gear 2-B5D 4230-A Washer 2-B5D 4228-A Washer 1-B5D 4211-A Shaft 1-D1TZ 4241-A Pin 1-C5TZ 4036-B Gasket 12-354846-S2 Bolt | ★ D0TZ 4215-G r/b D7TZ 4215-C(10/79) | | | | | | | G | | | | | L | |
| CONE and ROLLER (DIFFERENTIAL BEARING) 4221-2 | | | | | | | | | | | | | | |
| Differential bearing-# 25590 cup-# 25523 | B7T 1201-A 8M 4222 | 2 | 2 | 2 | 2 | 2 | 2 | | 2 | 2 | 2 | | | 2 |
| Differential bearing-# 387A cup-# 282S | TCAA 1244-A B5D 4222-A | | | | | | | 2 | | | | | | 2 |
| Wheel bearing-outer-# LM 501349 cup-outer-# LM 501310 | B7A 4221-A B7A 4222-A | 2 | 2 | 2 | 2 | 2 | 2 | 2 | 2 | 2 | 2 | 2 | 2 | 2 |
| Wheel bearing-inner-# LM 603049 cup-inner-# LM 603011 | B7A 4221-B B7A 4222-B | 2 | | 2 | | 2 | | | | | | | | |
| Wheel bearing-inner-# 368A cup-inner-# 362A | C1TZ 1201-A B6J 1243-A | | 2 | | 2 | | 2 | 2 | 2 | 2 | 2 | 2 | 2 | 2 |
| Driving pinion bearing-front-# 31594 cup-front-# 31520 | 8M 4630 8A 4628 | A | B | C | D | E | F | | H | J | K | | | M |
| Driving pinion bearing-rear-# 02872 cup-rear-# 2820 | 8M 4621 8A 4616 | A | B | C | D | E | F | | H | J | K | | | M |
| Driving pinion bearing-front-# HM803146 cup-front-# HM803110 | B5D 4630-A B6D 4616-A | | | | | | | G | | | | | L | |
| Driving pinion bearing-rear-# HM88542 cup-rear-# HM88510 | B5A 4621-B B5A 4616-B | | | | | | | G | | | | | L | |
| WASHER (DIFFERENTIAL SIDE GEAR) 4228 | | | | | | | | | | | | | | |
| Also serviced in kit-group 4237 | C1VY 4228-A B5D 4228-A | 2 | 2 | 2 | 2 | 2 | 2 | | 2 | 2 | 2 | | | 2 |
| WASHER (DIFFERENTIAL PINION THRUST) 4230 | | | | | | | | | | | | | | |
| Also serviced in kit-group 4237 | 8M 4230 B5D 4230-A | 2 | 2 | 2 | 2 | 2 | 2 | | 2 | 2 | 2 | | | 2 |
| GEAR (DIFFERENTIAL SIDE) 4236 | | | | | | | | | | | | | | |
| Also serviced in kit-group 4237 | C6TZ 4236-E D0TZ 4236-G | 2 | 2 | 2 | 2 | 2 | 2 | | 2 | 2 | 2 | | | 2 |
| GEAR KIT (DIFFERENTIAL SIDE) 4237 | | | | | | | | | | | | | | |
| Refer to group 4215 | | | | | | | | | | | | | | |
| Refer to group 4211 | | | | | | | | | | | | | | |
| SCREW and WASHER ASSY. (HOUSING COVER) 4346 | | | | | | | | | | | | | | |
| | C6TZ 4346-B C6TZ 4346-C | 10 | 10 | 10 | 10 | 10 | | | 10 | 10 | 10 | | | 10 |
| Refer to group 4221-2 4616-30 | | | | | | | | | | | | | | |
| Refer to group 3249 4635 | | | | | | | | | | | | | | |

NOTICE: When the parts list suffix is shown in the quantity required column, the quantity is one (1).

| DESCRIPTION/RESTRICTIONS | PART NUMBER | FRONT AXLE PARTS LISTS 5A THRU 5M | | | | | | | | | | | | |
|--|-------------------|-----------------------------------|---|---|---|---|---|---|---|---|---|---|---|---|
| | | A | B | C | D | E | F | G | H | J | K | L | M | |
| Note: Refer to SECTION 30, PAGE 1 For PARTS LISTS INSTRUCTIONS | | | | | | | | | | | | | | |
| SLINGER (DRIVING PINION OIL) | 4670 | | | | | | | | | | | | | |
| Front | C0TT 4670-A | A | B | C | D | E | F | | H | J | K | | | |
| Rear | 8M 4670 | A | B | C | D | E | F | | | | | | | M |
| Front | C6TZ 4670-A | | | | | | | | H | J | K | | | M |
| Rear | B5D 4670-A | | | | | | | G | | | | L | | |
| Rear | C6TZ 4670-B | | | | | | | | H | J | K | | | M |
| Rear | C4TZ 4670-A | | | | | | | G | | | | L | | |
| Refer to group 4109 or 4067 | 4672 | | | | | | | | | | | | | |
| SEAL ASSY. (DRIVING PINION OIL) | 4676 | | | | | | | | | | | | | |
| # 35723 | C6TZ 4676-A | A | B | C | D | E | F | | H | J | K | | | M |
| # 35725 | D0TZ 4676-A | | | | | | | G | | | | L | | |
| FLANGE ASSY. (UNIVERSAL JOINT) | 4851 | | | | | | | | | | | | | |
| | C6TZ 4851-E | A | B | C | D | E | F | | H | J | K | | | M |
| | C6TZ 4851-D | | | | | | | | | | | | | M |
| | D0TZ 4851-A | | | | | | | G | | | | L | | |
| Nut (flange to driving pinion) | 351126-S(MM-145) | A | B | C | D | E | F | | H | J | K | | | M |
| Washer-3/4" | 356504-S(XX-238) | A | B | C | D | E | F | | H | J | K | | | M |
| Nut (flange to pinion)-7/8"-14 | 354845-S8(MM-146) | | | | | | | G | | | | L | | |
| Washer-7/8" | 372632-S(XX-256) | | | | | | | G | | | | L | | |
| DEFLECTOR (DRIVING PINION OIL SEAL DUST) | 8M 4859 | A | B | C | D | E | F | | H | J | K | | | M |

1973/79
TRUCK SERIES 100/500

| DESCRIPTION/RESTRICTIONS | PART NUMBER | FRONT AXLE PARTS LISTS 5N THRU 5Z | | | | | | | | | | | | |
|--|-----------------------|-----------------------------------|----|----|----|----|----|----|----|----|----|----|----|----|
| | | N | P | Q | R | S | T | U | V | W | X | Y | Z | |
| Note: Refer to SECTION 30, PAGE 1 for PARTS LISTS INSTRUCTIONS | | | | | | | | | | | | | | |
| GASKET (FRONT WHEEL HUB) | C1TZ 1001-A | | | 2 | 2 | 2 | | | 2 | | | 2 | 2 | 2 |
| NUT (HUB BOLT) | COAZ 1012-A | 16 | 16 | 16 | 16 | 16 | 16 | 16 | 16 | 16 | 16 | 16 | 16 | 16 |
| GASKET (LOCKOUT HUB HOUSING) | 1A021 | | | | | | | | | | | | | |
| Housing | D2TZ 1A021-B | | | 2 | | | | | | | | 2 | | |
| Retainer plate | D2TZ 1A021-A | | | 2 | | | | | | | | 2 | | |
| BUSHING (LOCKOUT HUB) | C1TZ 1A023-A | | | | | | | | | | | 2 | | |
| PIN (LOCKOUT HUB RETAINING CAP) | D2TZ 1A025-A | | | | | | | | | | | 2 | | |
| HOUSING ASSY. (LOCKOUT HUB) | C1TZ 1A026-A | | | | | | | | | | | 2 | | |
| SLEEVE and RING ASSY. (LOCKOUT HUB) | 1A028 | | | | | | | | | | | | | |
| | C4TZ 1A028-A | 2 | | 2 | | | | | | | | | | |
| | D8TZ 1A028-A | | | | | 2 | | | | | | | | |
| | C1TZ 1A028-A | | | | | | | | | | | 2 | | |
| Snap ring (sleeve and ring to axle shaft)- 1 5/32" I.D. x 11/32" O.D. x 3/64" thick | 371834-S(QQ-40) | 2 | | | | | | | | | | 2 | | |
| KNOB (LOCKOUT HUB ACTUATING) | 1A029 | | | | | | | | | | | | | |
| | C8TZ 1A029-A | 2 | | 2 | | | | | | | | | | |
| | D8TZ 1A029-A | | | | | 2 | | | | | | | | |
| | D2TZ 1A029-A | | | | | | | | | | | 2 | | |
| "0" RING (LOCKOUT HUB KNOB) | 1A030 | | | | | | | | | | | | | |
| | D2TZ 1A030-A | | | | | | | | | | | | 2 | |
| Outer-2" I.D. | C8TZ 1A030-B | 2 | | 2 | | | | | | | | | | |
| Inner-3" I.D. | C8TZ 1A030-A | 2 | | 2 | | | | | | | | | | |
| Inner | D8TZ 1A030-A | | | | | 2 | | | | | | | | |
| Outer | D8TZ 1A030-B | | | | | 2 | | | | | | | | |
| BOLT (LOCKOUT HUB PLATE RETAINING) | 1A031 | | | | | | | | | | | | | |
| | C8TZ 1A031-A | 6 | | 6 | | | | | | | | | | |
| | D8TZ 1A031-A | | | | | 6 | | | | | | | | |
| WASHER (LOCKOUT HUB PLATE BOLT) | D1TZ 1A032-A | 6 | | 6 | | 6 | | | | | | | | |
| RING (INTERNAL SNAP RET.) | D8TZ 1A033-A | | | | | 2 | | | | | | | | |
| PLATE (LOCKOUT HUB RETAINING) | 1A050 | | | | | | | | | | | | | |
| | D2TZ 1A050-A | | | | | | | | | | | 2 | | |
| | C8TZ 1A050-A | 2 | | 2 | | | | | | | | | | |
| | D8TZ 1A050-A | | | | | 2 | | | | | | | | |
| RETAINER (LOCKOUT HUB CLUTCH) | 1A051 | | | | | | | | | | | | | |
| | C8TZ 1A051-A | 2 | | 2 | | | | | | | | | | |
| | D8TZ 1A051-A | | | | | 2 | | | | | | | | |
| Snap ring (clutch retainer to hub)- 3 1/8" I.D. x 3 5/16" O.D. | 378392-S(QQ-81) | 2 | | 2 | | | | | | | | | | |
| RING and BUSHING ASSY. (LOCKOUT HUB) | 1A052 | | | | | | | | | | | | | |
| | C4TZ 1A052-A | 2 | | 2 | | | | | | | | | | |
| | D8TZ 1A052-A | | | | | 2 | | | | | | | | |
| CAM (LOCKOUT HUB ACTUATING) | 1A053 | | | | | | | | | | | | | |
| | D2TZ 1A053-A | | | | | | | | | | | | 2 | |
| | D8TZ 1A053-B | 2 | | 2 | | | | | | | | | | |
| | D8TZ 1A053-A | | | | | 2 | | | | | | | | |
| SPRING (LOCKOUT HUB PRESSURE) | 1A054 | | | | | | | | | | | | | |
| | D2TZ 1A054-A | | | | | | | | | | | | 2 | |
| | C9TZ 1A054-A | 2 | 2 | 2 | | | | | | 2 | | | | |
| | D8TZ 1A054-A | | | | | 2 | | | | | | | | |
| RETAINER (LOCKOUT HUB PRESSURE SPRING) | C4TZ 1A055-A | 2 | 2 | 2 | | | | | | 2 | | | | |
| WASHER (LOCKOUT HUB RETAINING PLATE BOLT) | D2TZ 1A092-A | 12 | | | | | | | | | | 12 | | |
| RING (ACTUATOR KNOB RETAINER) | D2TZ 1A093-A | 2 | | | | | | | | | | 2 | | |
| SNAP RING | 1B093 | | | | | | | | | | | | | |
| | D7TZ 1B093-A | | 2 | | | | | | | 2 | | | | |
| | D8TZ 1B093-A | | | | | 2 | 2 | | | | | | | 2 |
| RETAINER (LOCKOUT HUB GEAR) | D2TZ 1A094-A | 2 | | | | | | | | | | 2 | | |
| HUB and ROTOR | 1102 | | | | | | | | | | | | | |
| | D6TZ 1102-E | | | | | | | | | | | 2 | 2 | 2 |
| | ★ D7TZ 1102-A | 2 | 2 | 2 | | | | | 2 | 2 | | | | |
| | r/b E0TZ 1102-G(4/80) | | | | | | | | | | | | | |
| | D8TZ 1102-A | | | | | 2 | 2 | | | | | | | 2 |

NOTICE: When the parts list suffix is shown in the quantity required column, the quantity is one (1).

| DESCRIPTION/RESTRICTIONS | PART NUMBER | FRONT AXLE PARTS LISTS 5N THRU 5Z | | | | | | | | | | | | |
|--|-----------------------|-----------------------------------|----|----|----|----|----|----|---|---|----|----|----|----|
| | | N | P | Q | R | S | T | U | V | W | X | Y | Z | |
| Note: Refer to SECTION 30, PAGE 1 for PARTS LISTS INSTRUCTIONS | | | | | | | | | | | | | | |
| HUB ASSY. (FRONT FREE RUNNING) | 1104 | | | | | | | | | | | | | |
| | D2TZ 1104-A | | | | | | | | | | | | 2 | |
| | D6TZ 1104-N | | | | | | | | | | | | | 2 |
| | C8TZ 1104-A | 2 | | | | | | | | | | | | |
| | D8TZ 1104-D | | | 2 | | | | | | | | | | |
| | ★ D8TZ 1104-E | | | | | 2 | | | | | | | | |
| | r/b E0TZ 1104-B(4/80) | | | | | | | | | | | | | |
| | D9TZ 1104-A | | 2 | | | | 2 | | | | | | | |
| CAP ASSY. (LOCKING HUB) (WARN) | D9TZ 1K104-A | | 2 | | | | 2 | | | | | | | |
| BODY ASSY. (LOCKING HUB) (WARN) | D9TZ 1K105-A | | 2 | | | | 2 | | | | | | | |
| KIT (LOCKING HUB REPAIR) (WARN) | D9TZ 1K106-A | | 2 | | | | 2 | | | | | | | |
| BOLT (R.H. and L.H. ROTOR) | 1107 | | 1 | | | | | 1 | | | | | | |
| | D7TZ 1107-A | 16 | 16 | 16 | 16 | 16 | 16 | 16 | | | | | | 16 |
| | D6TZ 1107-A | | | | | | | | | | 16 | 16 | 16 | 16 |
| CAP (FRONT HUB GREASE) | 1131 | | | | | | | | | | | | | |
| | B9TZ 1131-A | | | | | | | | 2 | | | | | |
| | D8TZ 1131-A | | | | 2 | | | | | | | | | |
| | D8TZ 1131-B | | 2 | | | | | 2 | | | | | | 2 |
| | D4TZ 1131-A | | | | | | | | | | | | | |
| ADAPTER (STEERING ARM STUD) | D6TZ 1142-A | 3 | 3 | 3 | | | 3 | | | 2 | | 2 | | |
| SEAL (FRONT WHEEL OIL) | 1175 | | | | | | | | | | | | | |
| Hub seal-2 1/2" I.D. x 3 5/8" O.D. x 1/2" thick | C9TZ 1175-A | 2 | 2 | 2 | | | | 2 | 2 | | | | | |
| Hub seal | C9TZ 1175-C | | | | | | | | | 2 | | 2 | | |
| Hub seal | C9TZ 1190-A | | | | | | | | | | 2 | | 2 | |
| Spindle seal (inner) | D6TZ 1175-A | 2 | 2 | 2 | | | | 2 | 2 | 2 | 2 | 2 | 2 | |
| Spindle seal (outer) | D6TZ 1175-B | 2 | 2 | 2 | | | | 2 | 2 | 2 | 2 | 2 | 2 | |
| Spindle seal (outer) #37311 | D8TZ 1175-A | | | | | 2 | 2 | | | | | | | |
| Spindle seal (inner) #620062-B | D8TZ 1175-C | | | | | 2 | 2 | | | | | | | 2 |
| Hub seal #37729 | D8TZ 1175-B | | | | | 2 | 2 | | | | | | | 2 |
| NUT (WHEEL BEARING ADJUSTING) | 1197 | | | | | 2 | 2 | | | | | | | 2 |
| Outer | D8TZ 1197-A | | 2 | 2 | | | | 2 | | | | | | |
| | D8TZ 1197-B | | | | 4 | 4 | | | | | | | | |
| BEARING RETAINER KIT (FRONT WHEEL LOCK)- incl. cover, outer locknut and lock retainer | D2TZ 1198-A | 2 | 2 | 2 | | | | 2 | 2 | 2 | 2 | 2 | 2 | 2 |
| LOCKWASHER (WHEEL BEARING ADJ. NUT) | D8TZ 1B198-A | | | | 2 | 2 | | | | | | | | 2 |
| Refer to group 4221-2 | 1201-43 | | | | | | | | | | | | | |
| GEAR (AXLE SHAFT DRIVE) | 1245 | | | | | | | | | | | | | |
| | C0TT 1245-A | 2 | 2 | | | | | | 2 | | | | | |
| | C1TZ 1245-A | | | | | | | | | 2 | | 2 | | |
| | D8TZ 1245-A | | | | 2 | 2 | | | | | | | | 2 |
| WASHER (DRIVE GEAR) | D8TZ 1C245-A | | | | 2 | 2 | | | | | | | | 2 |
| SPACER (DRIVE GEAR) | D8TZ 1N245-A | | | | 2 | 2 | | | | | | | | 2 |
| Ring (gear to shaft)-1 1/4" | 371834-S(QQ-40) | 2 | | | 2 | 2 | | | | | | | | 2 |
| SHIELD-FRONT DISC BRAKE | 2K004-5 | | | | | | | | | | | | 2 | |
| R.H. | D6TZ 2K004-C | N | | | | | | | U | V | W | X | Y | |
| L.H. | D6TZ 2K005-B | N | | | | | | | U | V | W | X | Y | |
| R.H. | D8TZ 2K004-A | | P | Q | R | S | T | | | | | | | Z |
| L.H. | D8TZ 2K005-A | | P | Q | R | S | T | | | | | | | Z |
| BRACKET-CALIPER MOUNTING | 2B292-3 | | | | | | | | | | | | | |
| R.H. | D6TZ 2B292-C | N | | | | | | | U | V | W | X | Y | |
| L.H. | D6TZ 2B293-C | N | | | | | | | U | V | W | X | Y | |
| R.H. | D8TZ 2B292-A | | P | Q | R | S | T | | | | | | | Z |
| L.H. | D8TZ 2B293-A | | P | Q | R | S | T | | | | | | | Z |

1973/79
TRUCK SERIES 100/500

| DESCRIPTION/RESTRICTIONS | PART NUMBER | FRONT AXLE PARTS LISTS 5N THRU 5Z | | | | | | | | | | | | |
|---|----------------|-----------------------------------|----|----|----|----|----|----|----|----|----|----|----|----|
| | | N | P | Q | R | S | T | U | V | W | X | Y | Z | |
| Note: Refer to SECTION 30, PAGE 1 for PARTS LISTS INSTRUCTIONS NOTE: ▲ Remove guide from housing & discard when installing 3254 seal | | | | | | | | | | | | | | |
| HOUSING ASSY. (AXLE) 3010 | | | | | | | | | | | | | | |
| | D7TZ 3010-C | N | P | Q | | | T | U | | | | | | Z |
| | D8TZ 3010-A | | | | R | S | | | | V | | | | |
| | D6TZ 3010-E | | | | | | | | | | W | X | | |
| | D6TZ 3010-D | | | | | | | | | | | | Y | |
| | D6TZ 3010-F | | | | | | | | | | | | | |
| Plug (drain)-3/4"-14 358048-S(PP-43) | | | | | | | | | | | | | | |
| JOINT ASSY. (SPINDLE ARM)- 3049-50 | | | | | | | | | | | | | | |
| incl. nut (3A049-50) | | | | | | | | | | | | | | |
| R.H. and L.H. -upper | D3TZ 3049-A | 2 | 2 | 2 | | | 2 | 2 | 2 | 2 | 2 | 2 | | |
| -lower | D3TZ 3050-A | 2 | 2 | 2 | | | 2 | 2 | 2 | 2 | 2 | 2 | | |
| NUT (BALL JOINT RETAINING) 3A049-50 | | | | | | | | | | | | | | |
| R.H. and L.H. -upper | D1TZ 3A049-A | 2 | 2 | 2 | | | 2 | 2 | 2 | 2 | 2 | 2 | | |
| -lower | D1TZ 3A050-A | 2 | 2 | 2 | | | 2 | 2 | 2 | 2 | 2 | 2 | | |
| Cotter Pin-1/8" x 1/8" 72035-S (N-51) | | | | | | | | | | | | | | |
| | D1TZ 3B049-A | 2 | 2 | 2 | | | 2 | 2 | 2 | 2 | 2 | 2 | | |
| BUSHING (UPPER BALL JOINT ADJUSTING) 3105 | | | | | | | | | | | | | | |
| SPINDLE ASSY. (FRONT WHEEL)- | | | | | | | | | | | | | | |
| incl. 3123 bearing | | | | | | | | | | | | | | |
| | D6TZ 3105-D | | | | | | | | | 2 | 2 | 2 | 2 | |
| | D7TZ 3105-A | 2 | 2 | 2 | | | 2 | 2 | | | | | | 2 |
| Includes 1175 seal & 3123 bearing | | | | | | | | | | | | | | |
| | D8TZ 3105-A | | | | 2 | 2 | | | | | | | | |
| Nut-1/2" -20 33943-S8(M-36) | | | | | | | | | | | | | | |
| | 34447-S2(M-83) | | 12 | | | | 12 | | | | | | | |
| Nut-7/16" -20 34447-S2(M-83) | | | | | | | | | | | | | | |
| | D6TZ 3110-A | | | | 2 | 2 | | | | | | | 2 | 2 |
| BUSHING (KING PIN) | | | | | | | | | | | | | | |
| | D6TZ 3113-A | | | | 2 | 2 | | | | | | | 2 | 2 |
| RETAINER (GREASE) | | | | | | | | | | | | | | |
| | D6TZ 3114-A | | | | 2 | 2 | | | | | | | 2 | 2 |
| GASKET (KING PIN CAP) | | | | | | | | | | | | | | |
| | D6TZ 3115-A | | | | 2 | 2 | | | | | | | 2 | 2 |
| PIN (SPINDLE) | | | | | | | | | | | | | | |
| BEARING (SPINDLE PIN) 3123 | | | | | | | | | | | | | | |
| # B2110-incl. in 3105 assy. | C6TZ 3123-A | 2 | 2 | 2 | | | 2 | 2 | 2 | 2 | 2 | 2 | 2 | 2 |
| # 620063B | D8TZ 3123-A | | | | 2 | 2 | | | | | | | | 2 |
| King pin | C1TZ 3123-A | | | | 2 | 2 | | | | | | | 2 | 2 |
| CUP (FRONT AXLE SPINDLE BOLT BRG.) 3130-1 | | | | | | | | | | | | | | |
| ARM ASSY. (SPINDLE) | | | | | | | | | | | | | | |
| R.H. | D6TZ 3130-C | | | | | | | | | V | W | X | | |
| L.H. | D6TZ 3131-C | | | | | | | | | V | W | X | | |
| R.H. | D6TZ 3130-D | | | | | | | | | | | | Y | |
| L.H. | D6TZ 3131-D | | | | | | | | | | | | Y | |
| R.H. | D7TZ 3130-A | N | P | Q | | | T | U | | | | | | |
| L.H. | D7TZ 3131-A | N | | | | | | U | | | | | | |
| R.H. | D8TZ 3131-D | | P | Q | | | T | | | | | | | |
| L.H. | D8TZ 3130-A | | | | R | S | | | | | | | | Z |
| R.H. | D8TZ 3130-A | | | | R | S | | | | | | | | Z |
| L.H. | D8TZ 3131-A | | | | R | S | | | | | | | | Z |
| END ASSY. (SPINDLE CONNECTING ROD) 3A130-1 | | | | | | | | | | | | | | |
| R.H.-serviced only in assy. group 3280 | | | | | | | | | | | | | | |
| | ★ 3A130 | N | P | Q | R | S | T | U | V | W | X | Y | | |
| L.H. | D7TZ 3A131-A | N | P | Q | R | S | T | U | | | | | | |
| L.H. | D6TZ 3A131-B | | | | | | | | V | W | X | Y | | |
| SEAL ASSY. (SPINDLE ARM) | | | | | | | | | | | | | | |
| | D4TZ 3132-B | | | | | | | | 2 | 2 | | | | |
| BOLT (SPINDLE ARM SEAL) | | | | | | | | | | | | | | |
| | C9TZ 3A132-A | | | | | | | | 24 | 24 | | | | |
| SLINGER (SPINDLE SHAFT OIL) 3C132 | | | | | | | | | | | | | | |
| Outer | D3TZ 3C132-A | | | | | | | | | | | | | 2 |
| Inner | D6TZ 3C132-A | | | | | | | | | | | | | 2 |
| BOLT (SPINDLE ARM)-7/16"-20 x 7/8" long | | | | | | | | | | | | | | |
| | D6TZ 3C140-A | 10 | 10 | 10 | 10 | 10 | 10 | 10 | 10 | 10 | 10 | 10 | 10 | 10 |

NOTICE: When the parts list suffix is shown in the quantity required column, the quantity is one (1).

| DESCRIPTION/RESTRICTIONS | PART NUMBER | FRONT AXLE PARTS LISTS 5N THRU 5Z | | | | | | | | | | | | |
|---|--------------------|-----------------------------------|---|---|----|----|---|---|---|---|---|---|---|----|
| | | N | P | Q | R | S | T | U | V | W | X | Y | Z | |
| Note: Refer to SECTION 30, PAGE 1 for PARTS LISTS INSTRUCTIONS NOTE: ▲ Remove guide from housing & discard when installing 3254 | | | | | | | | | | | | | | |
| ARM ASSY. (STEERING) | 3146 | | | | | | | | | | | | | |
| | D7TZ 3146-A | N | | | | | | U | | | | | | |
| | D8TZ 3146-A | | | | R | S | | | | | | | | Z |
| | D8TZ 3146-B | | P | Q | | | T | | | | | | | |
| | D6TZ 3146-A | | | | | | | | | V | W | X | | |
| | D6TZ 3146-B | | | | | | | | | | | | Y | |
| STUD (STEERING ARM TO SPINDLE ARM) | 3A146 | | | | | | | | | | | | | |
| L.H.-9/16"-18 x 9/16"-18 x 3" | D6TZ 3A146-A | 3 | 3 | 3 | | | 3 | | | 3 | 3 | 3 | | |
| BOLT-(KING PIN CAP)-1/2"-20 x 1 1/4" | D3TZ 3A146-B | | | | 12 | 12 | | | | | | | | 12 |
| CAP (KING PIN BEARING) | 3147 | | | | | | | | | | | | | |
| Lower | D6TZ 3147-A | | | | 2 | 2 | | | | | | | 2 | 2 |
| Upper | D6TZ 3147-B | | | | | | | | | | | | 2 | |
| Upper | D8TZ 3147-A | | | | R | S | | | | | | | | Z |
| NUT (L.H. stud to steering arm)-9/16"-18 | 55755-S2 (M-89-GE) | 3 | | | | | | | | 3 | 3 | 3 | | |
| NUT 1/2"-20 | 33846-S8 (M-69) | | | | 4 | 4 | | | | | | | | 4 |
| SHAFT ASSY. (AXLE) | 3219-20 | | | | | | | | | | | | | |
| R.H. | D7TZ 3219-A | N | P | Q | | | T | U | | | | | | |
| L.H. | D7TZ 3220-A | N | P | Q | | | T | U | | | | | | |
| R.H. | D8TZ 3219-A | | | | R | S | | | | | | | | Z |
| L.H. | D8TZ 3220-A | | | | R | S | | | | | | | | Z |
| R.H. | D6TZ 3219-A | | | | | | | | | V | W | X | | |
| L.H. | D6TZ 3220-A | | | | | | | | | V | W | X | | |
| R.H. | D6TZ 3219-B | | | | | | | | | | | | Y | |
| L.H. | D6TZ 3220-B | | | | | | | | | | | | Y | |
| REAR GEAR and PINION KIT | 3222 | | | | | | | | | | | | | |
| 4.09 ratio | C6TZ 3222-R | N | | | | | | | | | | | | |
| Consists of: 1-Pinion (# 33849) & gear (# 33850) assy. 1-C6TZ 4067-G Shim kit 1-8A 4616 Outer cup 1-8M 4621 Outer bearing 1-8A 4628 Inner cup 1-8M 4630 Inner bearing 1-C0TT 4670-A Slinger 1-C6TZ 4670-A Slinger 1-C6TZ 4670-B Baffle 1-C6TZ 4676-A Seal 10-350672-S Screw | | | | | | | | | | | | | | |
| 3.54 ratio- | C6TZ 3222-N | N | | | | | | | | | | | | |
| Consists of: 1-C6TZ 3222-C Pinion (# 33843) & gear (# 34844) 1-C6TZ 4067-G Shim kit 1-8A 4616 Outer cup 1-8M 4621 Outer bearing 1-8A 4628 Inner cup 1-8M 4630 Inner bearing 1-C0TT 4670-A Slinger 1-C6TZ 4670-A Slinger 1-C6TZ 4670-B Baffle 1-C6TZ 4676-A Seal 10-350672-S Screw | | | | | | | | | | | | | | |

1973/79
TRUCK SERIES 100/500

| DESCRIPTION/RESTRICTIONS | PART NUMBER | FRONT AXLE PARTS LISTS 5N THRU 5Z | | | | | | | | | | | | |
|--------------------------|-------------|-----------------------------------|---|---|---|---|---|---|---|---|---|---|---|--|
| | | N | P | Q | R | S | T | U | V | W | X | Y | Z | |

Note: Refer to SECTION 30, PAGE 1 for PARTS LISTS INSTRUCTIONS
 NOTE: Remove guide from housing & discard where installing 3254 seal

| 3222 — Cont'd | | | | | | | | | | | | | | | | | |
|--|--------------|--|---|---|--|---|---|---|---|--|---|---|---|--|--|--|--|
| RING GEAR and PINION KIT 4.09 ratio Consists of: 1-Pinion & gear assy. 1-D7TZ-4067-B Shim Kit 1-8A 4616 Outer cup 1-8M 4621 Outer bearing 1-8A 4628 Inner cup 1-8M 4630 Inner bearing 1-C0TT 4670-A Slinger 1-C6TZ 4670-A Slinger 1-C6TZ 4670-B Baffle 1-C6TZ 4676-A Seal 10-350672-S Screw | D7TZ 3222-A | | P | Q | | | | T | U | | | | | | | | |
| 4.09 ratio Consists of: 1-C6TZ 4209-B Ring & Pinion Assy. 1-C4TZ 4067-G Shim kit 1-8A 4616 Outer cup 1-8M 4621 Outer bearing 1-8A 4628 Inner cup 1-8M 4630 Inner bearing 1-C6TZ 4676-A Seal 1-C6TZ 4670-A Slinger 1-C6TZ 4670-B Baffle 1-C0TT 4670-A Slinger 10-350672-S Screw | C6TZ 4209-AK | | | | | | | | | | V | W | X | | | | |
| 3.54 ratio Consists of: 1-Pinion & gear assy. 1-D7TZ-4067-B Shim kit 1-8A 4616 Outer cup 1-8M 4621 Outer bearing 1-8A 4628 Inner cup 1-8M 4630 Inner bearing 1-C0TT 4670-A Slinger 1-C6TZ 4670-A Slinger 1-C6TZ 4670-B Baffle 1-C6TZ 4676-A Seal 10-350672-S Screw | D7TZ 3222-B | | P | Q | | | | T | U | | | | | | | | |
| 3.54 ratio Consists of: 1-Pinion & gear assy. 1-C4TZ 4067-F Shim kit 1-B5A 4616-B Outer cup 1-B5A 4621-B Outer bearing 1-B6D 4616-A Inner cup 1-B5D 4630-A Inner bearing 1-B5D 4670-A Slinger 1-C4TZ 4670-A Baffle 1-D0TZ 4676-A Seal 12-354846-S Screw | D8TZ 3222-B | | | | | R | S | | | | | | | | | | |

NOTICE: When the parts list suffix is shown in the quantity required column, the quantity is one (1).

FRONT DRIVING AXLE

1973/79
TRUCK SERIES 100/500

| DESCRIPTION/RESTRICTIONS | PART NUMBER | FRONT AXLE PARTS LISTS 5N THRU 5Z | | | | | | | | | | | | |
|--|-----------------------|-----------------------------------|----|---|---|----|----|---|---|---|---|---|---|---|
| | | N | P | Q | R | S | T | U | V | W | X | Y | Z | |
| Note: Refer to SECTION 30, PAGE 1 for PARTS LISTS INSTRUCTIONS | | | | | | | | | | | | | | |
| RING GEAR and PINION KIT | 3222 — Cont'd | | | | | | | | | | | | | |
| 4.10 ratio Consists of: 1—Pinion & gear assy. 1—D7TZ 4067—D Shim kit 1—B5A 4616—B Outer cup 1—B5A 4621—B Outer bearing 1—B6A 4616—A Inner cup 1—B5D 4630—A Inner bearing 1—B5D 4670—A Slinger 1—C4TZ 4670—A Baffle 1—D0TZ 4676—A Seal 12—354846—S | D8TZ 3222—C | | | | | | | | | | | | | Z |
| Bolt (gear to case)—3/8"—24 x 15/16" | 350672—S(BB—214) | | 10 | | | | | | | | | | | |
| Bolt (drive gear)—1/2"—20 x 1 3/32" | 354846—S(BB—242) | | | | | 10 | 10 | | | | | | | |
| 4.10 ratio Consists of: 1—C6TZ 4209—F Pinion & gear assy. 1—C4TZ 4067—F Shim kit 1—B5A 4616—B Outer cup 1—B5A 4621—B Outer bearing 1—B6D 4616—A Inner cup 1—B5D 4630—A Inner bearing 1—D0TZ 4676—A Seal 1—B5D 4670—A Slinger 1—C4TZ 4670—A Baffle 1—DANA # 34643 Slinger 12—354846—S Screw | C6TZ 4209—AN | | | | | | | | | | | | | Y |
| 3.54 ratio Consists of: 1—C6TZ 4209—C Pinion & gear assy. 1—C6TZ 4067—G Shim kit 1—8A 4616 Outer cup 1—8M 4621 Outer bearing 1—8A 4628 Inner cup 1—8M 4630 Inner bearing 1—C0TT 4670—A Slinger 1—C6TZ 4670—A Slinger 1—C6TZ 4670—B Baffle 1—C6TZ 4676—A Seal 10—350672—S Screw 1—351126—S Nut | C6TZ 4209—AL | | | | | | | | | V | W | | | |
| GUIDE (AXLE SHAFT) | 3248 | | | | | | | | | | | | | |
| JOINT KIT (AXLE SHAFT UNIVERSAL) | 3249 | | | | | | | | | | | | | |
| | D3TZ 3249—A | 2 | 2 | 2 | | | | 2 | 2 | 2 | 2 | 2 | | |
| | B5TZ 4635—A | | | | | | | | | | | | | 2 |
| | D8TZ 3249—A | | | | 2 | 2 | | | | | | | | 2 |
| SEAL (AXLE SHAFT OIL) | 3254 | | | | | | | | | | | | | |
| # 525085 or # 13165 "Before Ser. CE0,001" | ▲ C6TZ 3254—C | 2 | 2 | 2 | | | | 2 | 2 | 2 | 2 | | | |
| # 620216 or 36352 "From Ser. CE0,001" | ▲ D8TZ 3254—C | | 2 | 2 | | | | 2 | | | | | | |
| | ★ D3TZ 3254—A | | | | | | | | | | | | | |
| | r/b D8TZ 3254—B(4/80) | | | | | | | | | | | | 2 | |
| # 36487 | D8TZ 3254—A | | | | | 2 | 2 | | | | | | | 2 |
| SPRING (SPINDLE PIN COMPRESSION) | D6TZ 3277—A | | | | 2 | 2 | | | | | | | | 2 |
| ROD ASSY. (SPINDLE CONNECTING) | 3280 | | | | | | | | | | | | | |
| | D7TZ 3280—B | | N | P | Q | R | S | T | U | | | | | Z |
| | D3TZ 3280—B | | | | | | | | | V | W | X | | |
| | D6TZ 3280—D | | | | | | | | | | | | Y | |

APRIL, 1980

COPYRIGHT © 1980—

FORD MOTOR
COMPANY

—DEARBORN, MICHIGAN

CHANGE 1

1973/79
TRUCK SERIES 100/500

| DESCRIPTION/RESTRICTIONS | PART NUMBER | FRONT AXLE PARTS LISTS 5N THRU 5Z | | | | | | | | | | | | |
|--|-----------------|-----------------------------------|---|---|---|---|---|---|---|---|---|---|---|---|
| | | N | P | Q | R | S | T | U | V | W | X | Y | Z | |
| Note: Refer to SECTION 30, PAGE 1 for PARTS LISTS INSTRUCTIONS | | | | | | | | | | | | | | |
| TUBE (SPINDLE CONNECTING ROD) | 3281 | | | | | | | | | | V | W | X | |
| | C6TZ 3281-A | | | | | | | | | | | | | |
| Serviced only in 3280 assy. | ★ 3281 | N | P | Q | R | S | T | U | | | | | | Z |
| CLAMP (SPINDLE CONNECTING ROD ENDS) | TGAA 3287-A | | | | | | | | | 2 | 2 | 2 | | |
| SPACER (WHEEL BEARING) | 3299 | | | | | | | | | | | | | |
| | D6TZ 3299-A | 2 | 2 | 2 | | | 2 | 2 | 2 | 2 | 2 | 2 | 2 | |
| | D8TZ 3299-A | | | | 2 | 2 | | | | | | | | 2 |
| SLEEVE (FRT. WHL. SPINDLE CONN. ROD ADJ.) | D7TZ 3310-A | N | P | Q | R | S | T | U | | | | | Y | Z |
| SEAL (SPINDLE CONNECTING ROD) | 3332 | | | | | | | | | | 2 | 2 | 2 | |
| | C7TZ 3332-F | | | | | | | | | 2 | 2 | 2 | | |
| King pin-lower | D6TZ 3332-A | | | | 2 | 2 | | | | | | | 2 | 2 |
| Lower | D8TZ 3332-A | 2 | | | | | | | | | | | | |
| King pin-upper | D8TZ 3332-B | | | | 2 | 2 | | | | | | | | 2 |
| SHAFT (FRONT AXLE YOKE) | 3B387 | | | | | | | | | | 2 | 2 | 2 | |
| | D6TZ 3B387-A | | | | | | | | | | 2 | 2 | 2 | |
| | D6TZ 3B387-B | | | | | | | | | | | | | 2 |
| | D7TZ 3B387-A | 2 | 2 | 2 | | | | 2 | 2 | | | | | |
| | D8TZ 3B387-B | | | | 2 | 2 | | | | | | | | 2 |
| STOP (STEERING) | 3A706 | | | | | | | | | | 2 | 2 | 2 | |
| | D6TZ 3A706-A | | | | | | | | | | 2 | 2 | 2 | |
| | D6TZ 3A706-B | | | | | | | | | | | | | 2 |
| | D7TZ 3A706-A | | 2 | 2 | | | | 2 | 2 | | | | | |
| | D8TZ 3A706-A | | | | 2 | 2 | | | | | | | | 2 |
| | D8TZ 3A706-B | | 2 | | | | | 2 | | | | | | |
| Nut- 1/2"-20 | 33943-S8 (M-36) | | 2 | | 2 | 2 | 2 | | | | | | | 2 |
| VENT (AXLE HOUSING) | C4TZ 4022-A | N | | | | | | | | V | W | X | | |
| COVER (AXLE HOUSING)-incl. plug | D3TZ 4033-A | N | | | | | | | | V | W | X | | |
| Plug (filler)-3/4" pipe | 353051-S(PP-32) | N | | | | | | | | V | W | X | | |
| KIT (AXLE HOUSING COVER) | 4033 | | | | | | | | | | V | W | X | |
| Consists of: 1-D3TZ 4033-A Cover-incl. plug 1-C7TZ 4036-B Gasket 10-C6TZ 4346-B Bolt | D3TZ 4033-B | | | | | | | | | | | | | |
| Consists of: 1-C7TZ 4033-A Cover-incl. plug 1-C5TZ 4036-B Gasket 10-C6TZ 4346-C Bolt | C6TZ 4033-H | | | | | | | | | | | | | Y |
| Consists of: 1-C6TZ 4033-B Cover-incl. plug 1-C7TZ 4036-B Gasket 10-C6TZ 4346-B Bolt | C6TZ 4033-J | N | | | | | | | | | | | | |
| Consists of: 1-C6TZ-4033-B Cover 1-38615 3 oz. Silicone gasket 10-C6TZ 4346-B Bolt | D7TZ 4033-D | | P | Q | | | | T | U | | | | | |
| Consists of: 1-620079-E Cover 1-C5TZ-4036-B Gasket 1-36472 Plug 12-C6TZ-4346-C Bolt | D8TZ 4033-A | | | | | R | S | | | | | | | |
| Consists of: 1-620079-E Cover 1-38615 3 oz. Silicone Gasket 1-36472 Plug 12-C6TZ 4346-C Bolt | D8TZ 4033-C | | | | | | | | | | | | | Z |
| GASKET (AXLE COVER TO HOUSING) | 4036 | | | | | | | | S | U | | | | Y |
| | C5TZ 4036-B | | | | | | | | | | | | | |
| | C7TZ 4036-B | N | | Q | | | | | | | V | W | X | |

NOTICE: When the parts list suffix is shown in the quantity required column, the quantity is one (1).

FRONT DRIVING AXLE

1973/79
TRUCK SERIES 100/500

| DESCRIPTION/RESTRICTIONS | PART NUMBER | FRONT AXLE PARTS LISTS 5N THRU 5Z | | | | | | | | | | | | |
|---|--|-----------------------------------|---|---|---|---|---|---|---|---|---|---|---|---|
| | | N | P | Q | R | S | T | U | V | W | X | Y | Z | |
| <p>Note: Refer to SECTION 30, PAGE 1 for PARTS LISTS INSTRUCTIONS</p> | | | | | | | | | | | | | | |
| <p>KIT (DIFFERENTIAL BEARING ADJUSTING SHIM) 4067</p> | | | | | | | | | | | | | | |
| <p>Consists of:</p> <p>2-8L 4067-A Shim .003 2-8L 4067-B Shim .005 2-8L 4067-C Shim .010 2-8L 4067-D Shim .030 1-C7TZ 4036-B Gasket</p> | <p>★ C4TZ 4067-A r/b D7TZ 4067-A(2/80)</p> | N | | | | | | | | V | W | X | | |
| <p>Consists of:</p> <p>2-Shim .003 2-Shim .005 2-Shim .010 2-Shim .030 1-C5TZ-4036-B Gasket</p> | C4TZ 4067-B | | | | R | S | | | | | | | | Y |
| <p>Consists of:</p> <p>2-Shim .003 2-Shim .005 2-Shim .010 2-Shim .030 1-38615 3 oz. Silicone gasket 1-Instruction sheet</p> | D7TZ 4067-A | | P | Q | | | T | U | | | | | | |
| <p>Consists of:</p> <p>2-Shim .003 2-Shim .005 2-Shim .010 2-Shim .030 1-38615 3 oz. Silicone gasket 1-Instruction sheet</p> | D7TZ 4067-C | | | | | | | | | | | | | Z |
| <p>KIT (DIFFERENTIAL & PINION SHIM) 4067</p> | | | | | | | | | | | | | | |
| <p>Consists of:</p> <p>2-Shim .003 (Diff. brg.) 2-Shim .005 (Diff. brg.) 2-Shim .010 (Diff. brg.) 2-Shim .030 (Diff. brg.) 2-Shim .003 (Pinion brg. adj.) 2-Shim .005 (Pinion brg. adj.) 2-Shim .010 (Pinion brg. adj.) 2-Shim .030 (Pinion brg. adj.) 3-Shim .003 (Pinion adj.) 3-Shim .005 (Pinion adj.) 2-Shim .010 (Pinion adj.) 1-354845-S Nut 1-30275 Washer 1-C5TZ-4036-B Gasket</p> | C4TZ 4067-F | | | | R | S | | | | | | | | Y |
| <p>Consists of:</p> <p>2-8L 4067-A Shim .003 2-8L 4067-B Shim .005 2-8L 4067-C Shim .010 2-8L 4067-D Shim .030 2-8M 4672-A Shim .003 2-8M 4672-B Shim .005 2-8M 4672-C Shim .010 2-8M 4672-D Shim .030 2-8M 4109-A Shim .003 3-8M 4109-B Shim .005 2-8M 4109-C Shim .010 1-C7TZ 4036-B Gasket 1-351126-S Nut 1-356504-S Washer</p> | C4TZ 4067-G | N | | | | | | | | V | W | X | | |

APRIL, 1980

COPYRIGHT © 1980—

FORD MOTOR
COMPANY

—DEARBORN, MICHIGAN

CHANGE 1

1973/79
TRUCK SERIES 100/500

| DESCRIPTION/RESTRICTIONS | PART NUMBER | FRONT AXLE PARTS LISTS 5N THRU 5Z | | | | | | | | | | | | |
|--|-------------|-----------------------------------|----|----|----|----|----|----|----|----|----|----|----|----|
| | | N | P | Q | R | S | T | U | V | W | X | Y | Z | |
| Note: Refer to SECTION 30, PAGE 1 for PARTS LISTS INSTRUCTIONS | | | | | | | | | | | | | | |
| KIT (DIFFERENTIAL BEARING ADJUSTING SHIM) 4067 — Cont'd. | | | | | | | | | | | | | | |
| 2-Shim .003 (Diff. brg.) 2-Shim .005 (Diff. brg.) 2-Shim .010 (Diff. brg.) 2-Shim .030 (Diff. brg.) 2-Shim .003 (Pinion brg. adj.) 2-Shim .005 (Pinion brg. adj.) 2-Shim .010 (Pinion brg. adj.) 2-Shim .030 (Pinion brg. adj.) 3-Shim .003 (Pinion adj.) 3-Shim .005 (Pinion adj.) 2-Shim .010 (Pinion adj.) 1-38615 3 oz. Silicone gasket 1-351126-S Nut 1-356504-S Washer 1-Instr. Sht-Gasket | D7TZ 4067-B | | P | Q | | | T | U | | | | | | |
| Consists of: 2-Shim .003 (Diff. brg.) 2-Shim .005 (Diff. brg.) 2-Shim .010 (Diff. brg.) 2-Shim .030 (Diff. brg.) 2-Shim .003 (Pinion brg. adj.) 2-Shim .005 (Pinion brg. adj.) 2-Shim .010 (Pinion brg. adj.) 2-Shim .030 (Pinion brg. adj.) 3-Shim .003 (Pinion adj.) 2-Shim .005 (Pinion adj.) 2-Shim .010 (Pinion adj.) 1-354845-S Nut 1-356504-S Washer 1-38615 3oz. Silicone Gasket 1-Instr. sht.-Gasket | D7TZ 4067-D | | | | | | | | | | | | | Z |
| SHIM (DRIVING PINION BEARING) 4109 | | | | | | | | | | | | | | |
| Front bearing -- .005" thick | 8M 4109-B | AR | AR | AR | AR | AR | AR | AR | AR | AR | AR | AR | AR | AR |
| -- .010" thick | 8M 4109-C | AR | AR | AR | AR | AR | AR | AR | AR | AR | AR | AR | AR | AR |
| REAR BEARING--refer to group 4067 4672 | | | | | | | | | | | | | | |
| .003" thick | 8M 4067-A | AR | | | | | | | | | | | | |
| .005" thick | 8M 4067-B | AR | | | | | | | | | | | | |
| .010" thick | 8M 4067-C | AR | | | | | | | | | | | | |
| .030" thick | 8M 4067-D | AR | | | | | | | | | | | | |
| CASE ASSY. (DIFFERENTIAL) 4204 | | | | | | | | | | | | | | |
| Consists of: 1-C3TZ-4204-G Case 1-C4TZ-4067-B Shim Kit 1-D1TZ-4241-A Lock.-diff.shaft 12-354846-S Screw | C3TZ 4204-J | | | | | R | S | | | | | | | Y |

NOTICE: When the parts list suffix is shown in the quantity required column, the quantity is one (1).

| DESCRIPTION/RESTRICTIONS | PART NUMBER | FRONT AXLE PARTS LISTS 5N THRU 5Z | | | | | | | | | | | | |
|---|---|-----------------------------------|---|---|---|---|---|---|---|---|---|---|---|--|
| | | N | P | Q | R | S | T | U | V | W | X | Y | Z | |
| Note: Refer to SECTION 30, PAGE 1 for PARTS LISTS INSTRUCTIONS | | | | | | | | | | | | | | |
| CASE ASSY. (DIFFERENTIAL) 4204 — Cont'd. | | | | | | | | | | | | | | |
| Use with 4.09 ratio consists of: 1-C6TZ 4204-G Case 1-C4TZ 4067-A Shim kit 10-350672-S Screw 1-357228-S Pin | C6TZ 4204-S | N | | | | | | | | V | W | X | | |
| Use with 3.54 ratio Consists of: 1-C6TZ 4204-P Case 1-C4TZ 4067-A Shim kit 10-350672-S Screw 1-357228-S Pin | C6TZ 4204-Y | N | | | | | | | | V | W | | | |
| With 3.00, 3.50 & 3.54 ratio consists of: 1-C6TZ 4204-P Case 1-D7TZ 4067-A Shim Kit 1-Lock Differential Shaft 10-350672-S Screw | D7TZ 4204-A | | P | Q | | | T | U | | | | | | |
| Consists of: 1-C3TZ 4204-G Case 1-D7TZ 4067-C Shim kit 1-Lock Differential Shaft 12-354846-S2 Screw | D7TZ 4204-C | | | | | | | | | | | | Z | |
| With 4.09 ratio consists of: 1-C6TZ-4204-G Case 1-D7TZ-4067-A Shim Kit 1-Lock-Differential Shaft 10-350672-S Screw | D8TZ 4204-C | | P | Q | | | T | U | | | | | | |
| RING GEAR and PINION KIT 4209-Refer to group 3222 in this Section | | | | | | | | | | | | | | |
| SHAFT (DIFFERENTIAL PINION) 4211 | | | | | | | | | | | | | | |
| Also serviced in kit-group 4215 | 8L 4211 | N | P | Q | | | T | U | V | W | X | | | |
| Also serviced in kit group 4215 | B5D 4211 | | | | R | S | | | | | | Y | Z | |
| Pin (Shaft lock) | D1TZ 4241-A | | | | R | S | | | | | | Y | Z | |
| Pin (shaft to case)-1/4" x 7/16" | 357228-S(NN-130) | N | P | Q | | | T | U | V | W | X | | | |
| PINION (DIFFERENTIAL) 4215 | | | | | | | | | | | | | | |
| Consists of: 2-8M 4215 Pinion 2-C6TZ 4236-E Gear 2-8M 4230 Washer 2-C1VY 4228-A Washer 1-8L 4211 Shaft 1-C7TZ 4036-B Gasket 10-350672-S Bolt 1-357228-S Pin | C4TZ 4215-A | N | | | | | | | | V | W | X | | |
| Consists of 2-D0TZ 4215-A Pinion 2-D0TZ 4236-A Gear 2-B5D 4230-A Washer 2-B5D 4228-A Washer 1-B5D 4211-A Shaft 1-D1TZ 4241-A Pin 1-C5TZ 4036-B Gasket 12-354846-S2 Bolt | ★ D0TZ 4215-G r/b D7TZ 4215-C(10/79) | | | | | | | | | | | | Y | |

1973/79
TRUCK SERIES 100/500

| DESCRIPTION/RESTRICTIONS | PART NUMBER | FRONT AXLE PARTS LISTS 5N THRU 5Z | | | | | | | | | | | | |
|---|-------------|-----------------------------------|---|---|---|---|---|---|---|---|---|---|---|---|
| | | N | P | Q | R | S | T | U | V | W | X | Y | Z | |
| Note: Refer to SECTION 30, PAGE 1 for PARTS LISTS INSTRUCTIONS | | | | | | | | | | | | | | |
| 4215 — Cont'd | | | | | | | | | | | | | | |
| PINION (DIFFERENTIAL) Consists of: 2-DOTZ 4215-A Pinion 2-35625 Gear 2-B5D 4230-A Washer 2-B5D 4228-A Washer 1-B5D 4211-A Shaft 1-C5TZ 4036-B Gasket 1-D1TZ 4241-A Lock-diff. shaft 12-354846-S Bolt | DOTZ 4215-B | | | | R | S | | | | | | | | |
| Consists of: 2-8M 4215 Pinion 2-C6TZ 4236-E Gear 2-8M 4230 Washer 2-CIVY 4228-A Washer 1-8L 4211 Shaft 1-Lock - Differential Shaft 10-350672-S Screw 1-38615 3oz. Silicone gasket 1-Instr. Sht. - Gasket | D7TZ 4215-A | | P | Q | | | | T | U | | | | | |
| Consists of: 2-DOTZ 4215-A Pinion 2-35626 Gear 2-B5D 4228-A Washer 2-B5D 4230-A Washer 1-B5D 4211-A Shaft 1-C5TZ 4036-B Gasket 1-D1TZ 4241-A Lock 12-354846-S Bolt 1-38615 3 oz. Silicone gasket 1-Instr. Sht. - Gasket | D8TZ 4215-C | | | | | | | | | | | | | Z |
| CONE and ROLLER (DIFFERENTIAL BEARING) 4221-2 | | | | | | | | | | | | | | |
| Differential bearing- # 25590 | B7T 1201-A | 2 | | | | | | | 2 | 2 | 2 | 2 | 2 | |
| cup- # 25523 | 8M 4222 | 2 | 2 | 2 | 2 | | | | 2 | 2 | 2 | 2 | 2 | 2 |
| Differential bearing | TCAA 1244-A | | | | 2 | 2 | | | | | | | | 2 |
| cup | B5D 4222-A | | | | 2 | 2 | | | | | | | | 2 |
| Wheel bearing-outer- # LM104949 | C7TZ 1240-A | | | | 2 | 2 | | | | | | | | 2 |
| cup-outer- # LM104911 | C7TZ 1239-A | | | | 2 | 2 | | | | | | | | 2 |
| Wheel bearing-inner- # 387-A | TCAA 1244-A | | | | 2 | 2 | | | | | | | | 2 |
| cup-inner- # 382-A | TCAA 1243-A | | | | 2 | 2 | | | | | | | | 2 |
| Wheel bearing-outer- # LM 501349 | B7A 4221-A | 2 | 2 | 2 | | | | 2 | 2 | 2 | 2 | 2 | 2 | |
| cup-outer- # LM 501310 | B7A 4222-A | 2 | 2 | 2 | | | | 2 | 2 | 2 | 2 | 2 | 2 | |
| Wheel bearing-inner- # 368A | C1TZ 1201-A | 2 | 2 | 2 | | | | 2 | 2 | 2 | 2 | 2 | 2 | |
| cup-inner- # 362A | B6J 1243-A | 2 | 2 | 2 | | | | 2 | 2 | 2 | 2 | 2 | 2 | |
| Wheel bearing-inner # M104949 | C7TZ 1240-A | | 2 | 2 | | | | 2 | | | | | | |
| cup-inner # JLM104910 | D7TZ 1243-A | | 2 | 2 | | | | 2 | | | | | | |

NOTICE: When the parts list suffix is shown in the quantity required column, the quantity is one (1).

| DESCRIPTION/RESTRICTIONS | PART NUMBER | FRONT AXLE PARTS LISTS 5N THRU 5Z | | | | | | | | | | | | | | | |
|---|------------------|-----------------------------------|----|----|----|----|----|----|----|----|----|----|----|----|----|----|----|
| | | N | P | Q | R | S | T | U | V | W | X | Y | Z | | | | |
| Note: Refer to SECTION 30, PAGE 1 for PARTS LISTS INSTRUCTIONS | | | | | | | | | | | | | | | | | |
| CONE and ROLLER (DIFFERENTIAL BEARING) 4221-2 — Cont'd | | | | | | | | | | | | | | | | | |
| Driving pinion bearing—front—# 31594 | 8M 4630 | N | P | Q | | | T | U | V | W | X | | | | | | |
| cup—front—# 31520 | 8A 4628 | N | P | Q | | | T | U | V | W | X | | | | | | |
| Driving pinion bearing—rear—# 02872 | 8M 4621 | N | P | Q | | | T | U | V | W | X | | | | | | |
| cup—rear—# 2820 | 8A 4616 | N | P | Q | | | T | U | V | W | X | | | | | | |
| Driving pinion bearing—front | B5D 4630-A | | | | | R | S | | | | | | | | | Y | Z |
| cup—front | B6D 4616-A | | | | | R | S | | | | | | | | | Y | Z |
| Driving pinion bearing—rear | B5A 4621-B | | | | | R | S | | | | | | | | | Y | Z |
| cup—rear | B5A 4616-B | | | | | R | S | | | | | | | | | Y | Z |
| WASHER (DIFFERENTIAL SIDE GEAR) 4228 | | | | | | | | | | | | | | | | | |
| Also serviced in kit—group 4215 | C1VY 4228-A | 2 | 2 | 2 | 2 | 2 | 2 | 2 | 2 | 2 | 2 | 2 | 2 | 2 | 2 | 2 | 2 |
| Also serviced in kit group 4215 | B5D 4228-A | | | | | | | | | | | | | | | 2 | 2 |
| WASHER (DIFFERENTIAL PINION THRUST) 4230 | | | | | | | | | | | | | | | | | |
| Also serviced in kit—group 4215 | 8M 4230 | 2 | 2 | 2 | 2 | 2 | 2 | 2 | 2 | 2 | 2 | 2 | 2 | 2 | 2 | 2 | 2 |
| Also serviced in kit group 4215 | B5D 4230-A | | | | | | | | | | | | | | | 2 | 2 |
| GEAR (DIFFERENTIAL SIDE) 4236 | | | | | | | | | | | | | | | | | |
| Also serviced in kit—group 4215 | C6TZ 4236-E | 2 | 2 | 2 | 2 | 2 | 2 | 2 | 2 | 2 | 2 | 2 | 2 | 2 | 2 | 2 | 2 |
| | DOTZ 4236-G | | | | | | | | | | | | | | | 2 | 2 |
| GEAR KIT (DIFFERENTIAL SIDE) 4237 | | | | | | | | | | | | | | | | | |
| Refer to group 4215 | 4241 | | | | | | | | | | | | | | | | |
| Refer to group 4211 | 4241 | | | | | | | | | | | | | | | | |
| SCREW and WASHER ASSY. (HOUSING COVER) 4346 | | | | | | | | | | | | | | | | | |
| | C6TZ 4346-B | 10 | 10 | 10 | | | 10 | 10 | 10 | 10 | 10 | 10 | 10 | 10 | 10 | 10 | 10 |
| Refer to group 4221-2 | C6TZ 4346-C | | | | 10 | 10 | | | | | | | | | | 10 | 10 |
| Refer to group 3249 | 4616-30 | | | | | | | | | | | | | | | | |
| SLINGER (DRIVING PINION OIL) 4635 | | | | | | | | | | | | | | | | | |
| Front | 4670 | | | | | | | | | | | | | | | | |
| Rear | C4TZ 4670-A | | | | R | S | | | | | | | | | | Y | Z |
| Front | B5D 4670-A | | | | R | S | | | | | | | | | | Y | Z |
| Rear | C0TT 4670-A | N | P | Q | | | T | U | V | W | X | | | | | | |
| BAFFLE (PINION BEARING) | C6TZ 4670-A | N | P | Q | | | T | U | V | W | X | | | | | | |
| Refer to group 4109 | C6TZ 4670-B | N | P | Q | | | T | U | V | W | X | | | | | | |
| SEAL ASSY. (PINION OIL) 4672 | | | | | | | | | | | | | | | | | |
| #38715 or #528956 | 4676 | | | | | | | U | | | | | | | | | |
| | D7TZ 4676-A | | | | | | | | | | | | | | | | |
| | C6TZ 4676-A | N | P | Q | | | T | | V | W | X | | | | | | |
| | DOTZ 4676-A | | | | R | S | | | | | | | | | | Y | Z |
| FLANGE ASSY. (UNIVERSAL JOINT) 4851 | | | | | | | | | | | | | | | | | |
| | C6TZ 4851-E | N | P | Q | | | T | U | | W | X | | | | | | |
| | C6TZ 4851-D | | | | | | | | V | | | | | | | | |
| Nut (flange to driving pinion) | DOTZ 4851-A | | | | R | S | | | | | | | | | | Y | Z |
| Washer—3/4" | 351126-S(MM-145) | N | P | Q | | | T | U | V | W | X | | | | | | |
| Nut (Flange to pinion)—7/8"—14 | 356504-S(XX-238) | N | | | R | S | | U | V | W | X | | | | | | Z |
| DEFLECTOR (DRIVING PINION OIL SEAL DUST) 4859 | | | | | | | | | | | | | | | | | |
| | 8M 4859 | N | | | | | | U | V | W | X | | | | | | |
| | B9TT 4859-A | | P | Q | | | T | | | | | | | | | | |

1973/79 TRUCK SERIES 100/500

| DESCRIPTION/RESTRICTIONS | PART NUMBER | FRONT AXLE PARTS LISTS AA THRU AM | | | | | | | | | | | |
|--|-----------------------|-----------------------------------|----|----|----|----|----|----|----|----|----|----|----|
| | | AA | AB | AC | AD | AE | AF | AG | AH | AJ | AK | AL | AM |
| Note: Refer to SECTION 30, PAGE 1 for PARTS LISTS INSTRUCTIONS | | | | | | | | | | | | | |
| GASKET (FRONT WHEEL HUB) | C1TZ 1001-A | 2 | | | | | | | | | | | |
| NUT (HUB BOLT) | COAZ 1012-A | 16 | 16 | 16 | | | | | | | | | |
| SLEEVE and RING ASSY. (LOCKOUT HUB) | 1A028 | | | | | | | | | | | | |
| | D8TZ 1A028-A | 2 | | | | | | | | | | | |
| | C4TZ 1A028-A | | 2 | 2 | | | | | | | | | |
| KNOB (LOCKOUT HUB ACTUATING) | 1A029 | | | | | | | | | | | | |
| | D8TZ 1A029-A | 2 | | | | | | | | | | | |
| | C8TZ 1A029-A | | 2 | 2 | | | | | | | | | |
| "O" RING (LOCKOUT HUB KNOB) | 1A030 | | | | | | | | | | | | |
| Inner | D8TZ 1A030-A | 2 | | | | | | | | | | | |
| Outer | D8TZ 1A030-B | 2 | | | | | | | | | | | |
| Inner | C8TZ 1A030-A | | 2 | 2 | | | | | | | | | |
| Outer | C8TZ 1A030-B | | 2 | 2 | | | | | | | | | |
| BOLT (LOCKOUT HUB PLATE RETAINING) | 1A031 | | | | | | | | | | | | |
| | D8TZ 1A031-A | 6 | | | | | | | | | | | |
| | C8TZ 1A031-A | | 6 | 6 | | | | | | | | | |
| WASHER (LOCKOUT HUB PLATE BOLT) | D1TZ 1A032-A | 6 | 6 | 6 | | | | | | | | | |
| RING (INTERNAL SNAP) | D8TZ 1A033-A | 2 | | | | | | | | | | | |
| PLATE (LOCKOUT HUB RETAINING) | 1A050 | | | | | | | | | | | | |
| | D8TZ 1A050-A | 2 | | | | | | | | | | | |
| | C8TZ 1A050-A | | 2 | 2 | | | | | | | | | |
| RETAINER (LOCKOUT HUB RETAINING) | 1A051 | | | | | | | | | | | | |
| | D8TZ 1A051-A | 2 | | | | | | | | | | | |
| | C8TZ 1A051-A | | 2 | 2 | | | | | | | | | |
| Snap ring (clutch retainer to hub) | 378392-S(QQ-81) | | 2 | 2 | | | | | | | | | |
| RING and BUSHING ASSY. (LOCKOUT HUB) | 1A052 | | | | | | | | | | | | |
| | D8TZ 1A052-A | 2 | | | | | | | | | | | |
| | C4TZ 1A052-A | | 2 | 2 | | | | | | | | | |
| CAM (LOCKOUT HUB ACTUATING) | 1A053 | | | | | | | | | | | | |
| | D8TZ 1A053-A | 2 | | | | | | | | | | | |
| | D8TZ 1A053-B | | 2 | 2 | | | | | | | | | |
| SPRING (LOCKOUT HUB PRESSURE) | 1A054 | | | | | | | | | | | | |
| | D8TZ 1A054-A | 2 | | | | | | | | | | | |
| | C9TZ 1A054-A | | 2 | 2 | | | | | | | | | |
| RETAINER (LOCKOUT HUB PRESSURE SPRING) | C4TZ 1A055-A | | 2 | 2 | | | | | | | | | |
| WASHER (LOCKOUT HUB RETAINING PLATE BOLT) | D2TZ 1A092-A | | 12 | 12 | | | | | | | | | |
| RING (ACTUATOR KNOB RETAINER) | D2TZ 1A093-A | | 2 | 2 | | | | | | | | | |
| SNAP RING | D8TZ 1B093-A | 2 | | | | | | | | | | | |
| RETAINER (LOCKOUT HUB GEAR) | D2TZ 1A094-A | | 2 | 2 | | | | | | | | | |
| HUB and ROTOR | 1102 | | | | | | | | | | | | |
| | D8TZ 1102-A | 2 | | | | | | | | | | | |
| | ★ D7TZ 1102-A | | 2 | 2 | | | | | | | | | |
| | r/b E0TZ 1102-G(4/80) | | | | | | | | | | | | |
| HUB ASSY. (FREE RUNNING) | 1104 | | | | | | | | | | | | |
| | D8TZ 1104-E | 2 | | | | | | | | | | | |
| | D8TZ 1104-D | | 2 | 2 | | | | | | | | | |
| BOLT (R.H. and L.H. ROTOR) | D7TZ 1107-A | 16 | 16 | 16 | | | | | | | | | |
| ADAPTER (STEERING ARM STUD) | D6TZ 1142-A | | 3 | 3 | | | | | | | | | |
| SEAL (FRONT WHEEL OIL) | 1175 | | | | | | | | | | | | |
| Spindle seal (outer)- #37311 | D8TZ 1175-A | 2 | | | | | | | | | | | |
| Spindle seal (inner)- #620062-B | D8TZ 1175-C | 2 | | | | | | | | | | | |
| Hub seal- #37729 | D8TZ 1175-B | 2 | | | | | | | | | | | |
| Spindle seal (outer) | D6TZ 1175-A | | 2 | 2 | | | | | | | | | |
| Spindle seal (inner) | D6TZ 1175-B | | 2 | 2 | | | | | | | | | |
| Hub seal | C9TZ 1175-A | | 2 | 2 | | | | | | | | | |
| NUT (WHEEL BEARING ADJUSTING) | D8TZ 1197-B | 4 | | | | | | | | | | | |
| BEARING RETAINER KIT (FRONT WHEEL LOCK) | D2TZ 1198-A | | 2 | 2 | | | | | | | | | |
| LOCKWASHER (WHEEL BEARING ADJ. NUT) | D8TZ 1B198-A | 2 | | | | | | | | | | | |
| Refer to group 4221-2 | 1201-43 | | | | | | | | | | | | |

NOTICE: When the parts list suffix is shown in the quantity required column, the quantity is one (1).

| DESCRIPTION/RESTRICTIONS | PART NUMBER | FRONT AXLE PARTS LISTS AA THRU AM | | | | | | | | | | | | |
|---|-----------------|-----------------------------------|----|----|----|----|----|----|----|----|----|----|----|--|
| | | AA | AB | AC | AD | AE | AF | AG | AH | AJ | AK | AL | AM | |
| Note: Refer to SECTION 30, PAGE 1 for PARTS LISTS INSTRUCTIONS | | | | | | | | | | | | | | |
| GEAR (AXLE SHAFT DRIVE) | 1245 | | | | | | | | | | | | | |
| | D8TZ 1245-A | 2 | | | | | | | | | | | | |
| | C0TT 1245-A | | 2 | 2 | | | | | | | | | | |
| Ring (gear to shaft) | 371834-S(QQ-40) | | 2 | 2 | | | | | | | | | | |
| WASHER (DRIVE GEAR) | D8TZ 1C245-A | 2 | | | | | | | | | | | | |
| SPACER (DRIVE GEAR) | D8TZ 1N245-A | 2 | | | | | | | | | | | | |
| SHIELD (FRONT DISC BRAKE) | 2K0045 | | | | | | | | | | | | | |
| R.H. | D8TZ 2K004-A | AA | | | | | | | | | | | | |
| L.H. | D8TZ 2K005-A | AA | | | | | | | | | | | | |
| R.H. | D6TZ 2K004-C | | AB | AC | | | | | | | | | | |
| L.H. | D6TZ 2K005-B | | AB | AC | | | | | | | | | | |
| BRACKET (CALIPER MOUNTING) | 2B292-3 | | | | | | | | | | | | | |
| R.H. | D8TZ 2B292-A | AA | | | | | | | | | | | | |
| L.H. | D8TZ 2B293-A | AA | | | | | | | | | | | | |
| R.H. | D6TZ 2B292-C | | AB | AC | | | | | | | | | | |
| L.H. | D6TZ 2B293-C | | AB | AC | | | | | | | | | | |
| HOUSING ASSY. (AXLE) | 3010 | | | | | | | | | | | | | |
| | D8TZ 3010-A | AA | | | | | | | | | | | | |
| | D7TZ 3010-C | | AB | AC | | | | | | | | | | |
| Plug (drain) | 358048-S(PP-43) | | AB | AC | | | | | | | | | | |
| JOINT ASSY. (SPINDLE ARM) | 3049-50 | | | | | | | | | | | | | |
| Upper | D3TZ 3049-A | | 2 | 2 | | | | | | | | | | |
| Lower | D3TZ 3050-A | | 2 | 2 | | | | | | | | | | |
| NUT (BALL JOINT RETAINING) | 3A049-50 | | | | | | | | | | | | | |
| Upper | D1TZ 3A049-A | | 2 | 2 | | | | | | | | | | |
| Lower | D1TZ 3A050-A | | 2 | 2 | | | | | | | | | | |
| Cotter pin | 72035-S(N-51) | | 2 | 2 | | | | | | | | | | |
| BUSHING (UPPER BALL JOINT ADJUSTING) | D1TZ 3B049-A | | 2 | 2 | | | | | | | | | | |
| SPINDLE ASSY. (FRONT WHEEL) | 3105 | | | | | | | | | | | | | |
| | D8TZ 3105-A | 2 | | | | | | | | | | | | |
| | D7TZ 3105-A | | 2 | 2 | | | | | | | | | | |
| BUSHING (KING PIN) | D6TZ 3110-A | 2 | | | | | | | | | | | | |
| RETAINER (GREASE) | D6TZ 3113-A | 2 | | | | | | | | | | | | |
| GASKET (KING PIN CAP) | D6TZ 3114-A | 2 | | | | | | | | | | | | |
| PIN (SPINDLE) | D6TZ 3115-A | 2 | | | | | | | | | | | | |
| BEARING (SPINDLE PIN) | 3123 | | | | | | | | | | | | | |
| # 620063-B | D8TZ 3123-A | 2 | | | | | | | | | | | | |
| # B2110 | C6TZ 3123-A | | 2 | 2 | | | | | | | | | | |
| King pin | C1TZ 3123-A | 2 | | | | | | | | | | | | |
| CUP (FRONT AXLE SPINDLE BOLT BEARING) | C1TZ 3126-A | 2 | | | | | | | | | | | | |
| ARM ASSY. (SPINDLE) | 3130-1 | | | | | | | | | | | | | |
| R.H. | D8TZ 3130-A | AA | | | | | | | | | | | | |
| L.H. | D8TZ 3131-A | AA | | | | | | | | | | | | |
| R.H. | D7TZ 3130-A | | AB | AC | | | | | | | | | | |
| L.H. | D7TZ 3131-A | | AB | AC | | | | | | | | | | |
| END ASSY. (SPINDLE CONNECTING ROD) | 3A130-1 | | | | | | | | | | | | | |
| R.H.-serviced only in assy.-group 3280 | ★3A130 | | AB | AC | | | | | | | | | | |
| L.H. | D7TZ 3A131-A | | AB | AC | | | | | | | | | | |
| BOLT (SPINDLE ARM) | D6TZ 3C140-A | 10 | 10 | 10 | | | | | | | | | | |
| ARM ASSY. (STEERING) | 3146 | | | | | | | | | | | | | |
| | D8TZ 3146-A | AA | | | | | | | | | | | | |
| | D7TZ 3146-A | | AB | AC | | | | | | | | | | |
| BOLT (STEERING ARM) | D3TZ 3A146-B | 12 | | | | | | | | | | | | |
| STUD (STEERING ARM TO SPINDLE ARM) | D6TZ 3A146-A | | 3 | 3 | | | | | | | | | | |
| CAP (KING PIN BEARING) | 3147 | | | | | | | | | | | | | |
| Upper | D8TZ 3147-A | 1 | | | | | | | | | | | | |
| Lower | D6TZ 3147-A | 2 | | | | | | | | | | | | |
| Nut-1/2"-20 | 33846-S8(M-69) | 4 | | | | | | | | | | | | |

1973/79
TRUCK SERIES 100/500

| DESCRIPTION/RESTRICTIONS | PART NUMBER | FRONT AXLE PARTS LISTS AA THRU AM | | | | | | | | | | | | |
|---|-------------|-----------------------------------|----|----|----|----|----|----|----|----|----|----|----|--|
| | | AA | AB | AC | AD | AE | AF | AG | AH | AJ | AK | AL | AM | |
| Note: Refer to SECTION 30, PAGE 1 for PARTS LISTS INSTRUCTIONS | | | | | | | | | | | | | | |
| 3219-20 | | | | | | | | | | | | | | |
| SHAFT ASSY. (AXLE) | D8TZ 3219-A | AA | | | | | | | | | | | | |
| R.H. | D8TZ 3220-A | AA | | | | | | | | | | | | |
| L.H. | D7TZ 3219-A | | AB | AC | | | | | | | | | | |
| R.H. | D7TZ 3220-A | | AB | AC | | | | | | | | | | |
| L.H. | | | | | | | | | | | | | | |
| 3222 & 4209 | | | | | | | | | | | | | | |
| RING GEAR and PINION KIT | D8TZ 3222-C | AA | | | | | | | | | | | | |
| 4.10 ratio | | | | | | | | | | | | | | |
| Consists of: | | | | | | | | | | | | | | |
| 1-Pinion & gear assy. | | | | | | | | | | | | | | |
| 1-D7TZ 4067-D Shim kit | | | | | | | | | | | | | | |
| 1-B5A 4616-B Outer cup | | | | | | | | | | | | | | |
| 1-B5A 4621-B Outer bearing | | | | | | | | | | | | | | |
| 1-B6D 4616-A Inner cup | | | | | | | | | | | | | | |
| 1-B5D 4630-A Inner bearing | | | | | | | | | | | | | | |
| 1-B5D 4670-A Slinger | | | | | | | | | | | | | | |
| 1-C4TZ 4670-A Baffle | | | | | | | | | | | | | | |
| 1-D0TZ 4676-A Seal | | | | | | | | | | | | | | |
| 12-354846-S Screw | | | | | | | | | | | | | | |
| 4.09 ratio | D7TZ 3222-A | | AB | | | | | | | | | | | |
| Consists of: | | | | | | | | | | | | | | |
| 1-Pinion & gear assy. | | | | | | | | | | | | | | |
| 1-D7TZ 4067-B Shim kit | | | | | | | | | | | | | | |
| 1-8A 4616 Outer cup | | | | | | | | | | | | | | |
| 1-8M 4621 Outer bearing | | | | | | | | | | | | | | |
| 1-8A 4628 Inner cup | | | | | | | | | | | | | | |
| 1-8M 4630 Inner bearing | | | | | | | | | | | | | | |
| 1-C0TT 4670-A Slinger | | | | | | | | | | | | | | |
| 1-C6TZ 4670-A Slinger | | | | | | | | | | | | | | |
| 1-C6TZ 4670-B Baffle | | | | | | | | | | | | | | |
| 1-C6TZ 4676-A Seal | | | | | | | | | | | | | | |
| 10-350672-S Screw | | | | | | | | | | | | | | |
| 3.54 ratio | D7TZ 3222-B | | | AC | | | | | | | | | | |
| Consists of: | | | | | | | | | | | | | | |
| 1-Pinion & gear assy. | | | | | | | | | | | | | | |
| 1-D7TZ 4067-B Shim kit | | | | | | | | | | | | | | |
| 1-8A 4616 Outer cup | | | | | | | | | | | | | | |
| 1-8M 4621 Outer bearing | | | | | | | | | | | | | | |
| 1-8A 4628 Inner cup | | | | | | | | | | | | | | |
| 1-8M 4630 Inner bearing | | | | | | | | | | | | | | |
| 1-C0TT 4670-A Slinger | | | | | | | | | | | | | | |
| 1-C6TZ 4670-A Slinger | | | | | | | | | | | | | | |
| 1-C6TZ 4670-B Baffle | | | | | | | | | | | | | | |
| 1-C6TZ 4676-A Seal | | | | | | | | | | | | | | |
| 10-350672-S Screw | | | | | | | | | | | | | | |
| 3249 | | | | | | | | | | | | | | |
| JOINT KIT (AXLE SHAFT UNIVERSAL) | D8TZ 3249-A | | 2 | | | | | | | | | | | |
| | D3TZ 3249-A | | | 2 | 2 | | | | | | | | | |
| 3254 | | | | | | | | | | | | | | |
| SEAL (AXLE SHAFT OIL) | D8TZ 3254-A | | 2 | | | | | | | | | | | |
| | C6TZ 3254-C | | | 2 | 2 | | | | | | | | | |
| 3277 | | | | | | | | | | | | | | |
| SPRING (SPINDLE PIN COMPRESSION) | D6TZ 3277-A | | 2 | | | | | | | | | | | |
| 3280 | | | | | | | | | | | | | | |
| ROD ASSY. (SPINDLE CONNECTING) | D7TZ 3280-B | AA | AB | AC | | | | | | | | | | |
| 3299 | | | | | | | | | | | | | | |
| SPACER (WHEEL BEARING) | D8TZ 3299-A | | 2 | | | | | | | | | | | |
| | D6TZ 3299-A | | | 2 | 2 | | | | | | | | | |
| 3310 | | | | | | | | | | | | | | |
| SLEEVE (SPINDLE CONNECTING ROD ADJUSTING) | D7TZ 3310-A | AA | AB | AC | | | | | | | | | | |
| 3332 | | | | | | | | | | | | | | |
| SEAL (SPINDLE CONNECTING ROD) | D8TZ 3332-B | | 2 | | | | | | | | | | | |
| King pin-upper | D6TZ 3332-A | | 2 | | | | | | | | | | | |
| King pin-lower | D8TZ 3332-A | | | 2 | 2 | | | | | | | | | |

NOTICE: When the parts list suffix is shown in the quantity required column, the quantity is one (1).

FRONT DRIVING AXLE

1973/79
TRUCK SERIES 100/500

| DESCRIPTION/RESTRICTIONS | PART NUMBER | FRONT AXLE PARTS LISTS AA THRU AM | | | | | | | | | | | | |
|--------------------------|-------------|-----------------------------------|----|----|----|----|----|----|----|----|----|----|----|--|
| | | AA | AB | AC | AD | AE | AF | AG | AH | AJ | AK | AL | AM | |

Note: Refer to SECTION 30, PAGE 1 for PARTS LISTS INSTRUCTIONS

| | | | | | | | | | | | | | |
|---------------------------------|-----------------|---|---|----|----|--|--|--|--|--|--|--|--|
| SHAFT (FRONT AXLE YOKE) | 3B387 | | | | | | | | | | | | |
| | D8TZ 3B387-B | 2 | | | | | | | | | | | |
| | D7TZ 3B387-A | | 2 | 2 | | | | | | | | | |
| STOP (STEERING) | D8TZ 3A706-A | 2 | | | | | | | | | | | |
| Nut-5/16"-20 | 33943-S8(M-36) | 2 | | | | | | | | | | | |
| VENT (AXLE HOUSING) | C4TZ 4022-A | | | | | | | | | | | | |
| COVER (AXLE HOUSING)-incl. plug | D3TZ 4033-A | | | AB | AC | | | | | | | | |
| Plug (filler) | 353051-S(PP-32) | | | AB | AC | | | | | | | | |

| | | | | | | | | | | | | | |
|--------------------------------|-------------|----|--|----|----|--|--|--|--|--|--|--|--|
| KIT (AXLE HOUSING COVER) | 4033 | | | | | | | | | | | | |
| Consists of: | D8TZ 4033-C | AA | | | | | | | | | | | |
| 1-Cover | | | | | | | | | | | | | |
| 1-Plug | | | | | | | | | | | | | |
| 1-3 oz. Silicone gasket | | | | | | | | | | | | | |
| 12-C6TZ 4346-C Bolt | | | | | | | | | | | | | |
| Consists of: | D7TZ 4033-D | | | AB | AC | | | | | | | | |
| 1-C6TZ 4033-B Cover-incl. plug | | | | | | | | | | | | | |
| 1-38615 3 oz. Silicone gasket | | | | | | | | | | | | | |
| 10-C6TZ 4346-B Bolt | | | | | | | | | | | | | |

| | | | | | | | | | | | | | |
|---|-------------|----|--|--|--|--|--|--|--|--|--|--|--|
| KIT (DIFFERENTIAL BEARING ADJUSTING SHIM) | 4067 | | | | | | | | | | | | |
| Consists of: | D7TZ 4067-C | AA | | | | | | | | | | | |
| 2-Shim .003 | | | | | | | | | | | | | |
| 2-Shim .005 | | | | | | | | | | | | | |
| 2-Shim .010 | | | | | | | | | | | | | |
| 2-Shim .030 | | | | | | | | | | | | | |
| 1-38615 3 oz. Silicone gasket | | | | | | | | | | | | | |
| 1-Instr. sheet | | | | | | | | | | | | | |

| | | | | | | | | | | | | | |
|-------------------------------|-------------|--|--|----|----|--|--|--|--|--|--|--|--|
| Consists of: | D7TZ 4067-A | | | AB | AC | | | | | | | | |
| 2-Shim .003 | | | | | | | | | | | | | |
| 2-Shim .005 | | | | | | | | | | | | | |
| 2-Shim .010 | | | | | | | | | | | | | |
| 2-Shim .030 | | | | | | | | | | | | | |
| 1-38615 3 oz. Silicone gasket | | | | | | | | | | | | | |
| 1-Instr. sheet | | | | | | | | | | | | | |

| | | | | | | | | | | | | | |
|----------------------------------|-------------|----|--|--|--|--|--|--|--|--|--|--|--|
| KIT (DIFFERENTIAL & PINION SHIM) | 4067 | | | | | | | | | | | | |
| Consists of: | D7TZ 4067-D | AA | | | | | | | | | | | |
| 2-Shim .003 (Diff. brg.) | | | | | | | | | | | | | |
| 2-Shim .005 (Diff. brg.) | | | | | | | | | | | | | |
| 2-Shim .010 (Diff. brg.) | | | | | | | | | | | | | |
| 2-Shim .030 (Diff. brg.) | | | | | | | | | | | | | |
| 2-Shim .003 (Pinion brg.) | | | | | | | | | | | | | |
| 2-Shim .005 (Pinion brg.) | | | | | | | | | | | | | |
| 2-Shim .010 (Pinion brg.) | | | | | | | | | | | | | |
| 2-Shim .030 (Pinion brg.) | | | | | | | | | | | | | |
| 3-Shim .003 (Pinion adj.) | | | | | | | | | | | | | |
| 2-Shim .005 (Pinion adj.) | | | | | | | | | | | | | |
| 2-Shim .010 (Pinion adj.) | | | | | | | | | | | | | |
| 1-354845-S Nut | | | | | | | | | | | | | |
| 1-356504-S Washer | | | | | | | | | | | | | |
| 1-38615 3 oz. Silicone gasket | | | | | | | | | | | | | |
| 1-Instr. sheet | | | | | | | | | | | | | |

1973/79
TRUCK SERIES 100/500

| DESCRIPTION/RESTRICTIONS | PART NUMBER | FRONT AXLE PARTS LISTS AA THRU AM | | | | | | | | | | | |
|--|------------------|-----------------------------------|----|----|----|----|----|----|----|----|----|----|----|
| | | AA | AB | AC | AD | AE | AF | AG | AH | AJ | AK | AL | AM |
| <p>Note: Refer to SECTION 30, PAGE 1 for PARTS LISTS INSTRUCTIONS</p> | | | | | | | | | | | | | |
| <p>4067 — Cont'd</p> | | | | | | | | | | | | | |
| <p>KIT (DIFFERENTIAL & PINION SHIM)</p> <p>Consists of: 2-Shim .003 (Diff. brg.) 2-Shim .005 (Diff. brg.) 2-Shim .010 (Diff. brg.) 2-Shim .030 (Diff. brg.) 2-Shim .003 (Pin. brg.) 2-Shim .005 (Pin. brg.) 2-Shim .010 (Pin. brg.) 2-Shim .030 (Pin. brg.) 3-Shim .003 (Pin. adj.) 3-Shim .005 (Pin. adj.) 2-Shim .010 (Pin. adj.) 1-38615 3 oz. Silicone gasket 1-351126-S Nut 1-356304-S Washer 1-Instr. gasket</p> | D7TZ 4067-B | | AB | AC | | | | | | | | | |
| <p>4204</p> | | | | | | | | | | | | | |
| <p>CASE ASSY. (DIFFERENTIAL)</p> <p>Consists of: 1-C3TZ 4204-G case 1-D7TZ 4067-C Shim kit 1-Lock differential shaft 12-354846-S2 Screw</p> | D7TZ 4204-C | AA | | | | | | | | | | | |
| <p>Consists of: 1-C6TZ 4204-G case 1-D7TZ 4067-A Shim kit 1-Lock differential shaft 10-350672-S Screw</p> | D8TZ 4204-C | | AB | | | | | | | | | | |
| <p>Consists of: 1-C6TZ 4206-P Case 1-D7TZ 4067-A Shim kit 1-Lock Differential shaft 10-350672-S Screw</p> | D7TZ 4204-A | | | AC | | | | | | | | | |
| <p>4209</p> | | | | | | | | | | | | | |
| <p>Refer to group 3222</p> | | | | | | | | | | | | | |
| <p>SHAFT (DIFFERENTIAL PINION)</p> | | | | | | | | | | | | | |
| <p>4211</p> | | | | | | | | | | | | | |
| Also serviced in kit-group 4215 | B5D 4211-A | AA | | | | | | | | | | | |
| Pin-shaft lock | D1TZ 4241-A | AA | | | | | | | | | | | |
| Also serviced in kit-group 4211 | 8L 4211 | | AB | AC | | | | | | | | | |
| Pin (shaft to case) | 357228-S(NN-130) | | AB | AC | | | | | | | | | |
| <p>4215</p> | | | | | | | | | | | | | |
| <p>PINION (DIFFERENTIAL)</p> <p>Consists of: 2-D0TZ 4215-A Pinion 2-Gears 2-B5D 4228-A Washer 2-B5D 4230-A Washer 1-B5D 4211-A Shaft 1-D1TZ 4241-A Lock 12-354846-S Bolt 1-38615 3 oz. Silicone gasket 1-Instr. sheet</p> | D8TZ 4215-C | AA | | | | | | | | | | | |

NOTICE: When the parts list suffix is shown in the quantity required column, the quantity is one (1).

FRONT AXLE DRIVING

1973/79
TRUCK SERIES 100/500

| DESCRIPTION/RESTRICTIONS | PART NUMBER | FRONT AXLE PARTS LISTS AA THRU AM | | | | | | | | | | | | |
|---|----------------------|-----------------------------------|----|----|----|----|----|----|----|----|----|----|----|--|
| | | AA | AB | AC | AD | AE | AF | AG | AH | AJ | AK | AL | AM | |
| Note: Refer to SECTION 30, PAGE 1 for PARTS LISTS INSTRUCTIONS | | | | | | | | | | | | | | |
| PINION (DIFFERENTIAL) | 4215 — Cont'd | | | | | | | | | | | | | |
| Consists of: | D7TZ 4215-A | | AB | AC | | | | | | | | | | |
| 2-8M 4215 Pinion | | | | | | | | | | | | | | |
| 2-C6TZ 4236-E Gear | | | | | | | | | | | | | | |
| 2-8M 4230 Washer | | | | | | | | | | | | | | |
| 2-C1VY 4228-A Washer | | | | | | | | | | | | | | |
| 1-8L 4211 Shaft | | | | | | | | | | | | | | |
| 1-Lock-Differential shaft | | | | | | | | | | | | | | |
| 10-350672-S Screw | | | | | | | | | | | | | | |
| 1-38615 3 oz. Silicone gasket | | | | | | | | | | | | | | |
| 1-Instr. sheet | | | | | | | | | | | | | | |
| CONE and ROLLER (DIFFERENTIAL BEARING) | 4221-2 | | | | | | | | | | | | | |
| Differential bearing | TCAA 1244-A | 2 | | | | | | | | | | | | |
| cup | B5D 4222-A | 2 | | | | | | | | | | | | |
| Wheel bearing-outer | C7TZ 1240-A | 2 | | | | | | | | | | | | |
| cup-outer | C7TZ 1239-A | 2 | | | | | | | | | | | | |
| Wheel bearing-inner | TCAA 1244-A | 2 | | | | | | | | | | | | |
| cup-inner | TCAA 1243-A | 2 | | | | | | | | | | | | |
| Pinion bearing-front | B5D 4630-A | AA | | | | | | | | | | | | |
| cup-front | B6D 4616-A | AA | | | | | | | | | | | | |
| Pinion bearing-rear | B5A 4621-B | AA | | | | | | | | | | | | |
| cup-rear | B5A 4616-B | AA | | | | | | | | | | | | |
| Differential bearing # 25590 | B7T 1201-A | | 2 | 2 | | | | | | | | | | |
| cup-# 25523 | 8M 4222 | | 2 | 2 | | | | | | | | | | |
| Wheel bearing-outer-# LM501349 | B7A 4221-A | | 2 | 2 | | | | | | | | | | |
| cup-outer-# LM501310 | B7A 4222-A | | 2 | 2 | | | | | | | | | | |
| Wheel bearing-inner-# M104949 | C7TZ 1240-A | | 2 | 2 | | | | | | | | | | |
| cup-inner-# JLM104910 | D7TZ 1243-A | | 2 | 2 | | | | | | | | | | |
| Pinion bearing-front-# 31594 | 8M 4630 | | 2 | 2 | | | | | | | | | | |
| cup-front-# 31520 | 8A 4628 | | 2 | 2 | | | | | | | | | | |
| Pinion bearing-rear-# 02872 | 8M 4621 | | 2 | 2 | | | | | | | | | | |
| cup-rear-# 2820 | 8A 4630 | | 2 | 2 | | | | | | | | | | |
| WASHER (DIFFERENTIAL SIDE GEAR) | 4228 | | | | | | | | | | | | | |
| Also serviced in kit group 4215 | B5D 4228-A | 2 | | | | | | | | | | | | |
| | C1VY 4228-A | | 2 | 2 | | | | | | | | | | |
| WASHER (DIFFERENTIAL PINION THRUST) | 4230 | | | | | | | | | | | | | |
| Also serviced in kit-group 4215 | B5D 4230-A | 2 | | | | | | | | | | | | |
| | 8M 4230 | | 2 | 2 | | | | | | | | | | |
| GEAR (DIFFERENTIAL SIDE) | 4236 | | | | | | | | | | | | | |
| Also serviced in kit-group 4215 | D0TZ 4236-G | 2 | | | | | | | | | | | | |
| | C6TZ 4236-E | | 2 | 2 | | | | | | | | | | |
| SCREW and WASHER ASSY. (HOUSING COVER) | 4346 | | | | | | | | | | | | | |
| | C6TZ 4346-C | 10 | | | | | | | | | | | | |
| | C6TZ 4346-B | | 10 | 10 | | | | | | | | | | |
| SLINGER (DRIVING PINION OIL) | 4670 | | | | | | | | | | | | | |
| Front | C4TZ 4670-A | AA | | | | | | | | | | | | |
| Rear | B5D 4670-A | AA | | | | | | | | | | | | |
| Front | C0TT 4670-A | | AB | AC | | | | | | | | | | |
| Rear | C6TZ 4670-A | | AB | AC | | | | | | | | | | |
| Baffle | C6TZ 4670-B | | AB | AC | | | | | | | | | | |
| SEAL ASSY. (PINION) | 4676 | | | | | | | | | | | | | |
| | D0TZ 4676-A | AA | | | | | | | | | | | | |
| | C6TZ 4676-A | | AB | AC | | | | | | | | | | |
| FLANGE ASSY. (UNIVERSAL JOINT) | 4851 | | | | | | | | | | | | | |
| | D0TZ 4851-A | AA | | | | | | | | | | | | |
| | C6TZ 4851-E | | AB | AC | | | | | | | | | | |
| Nut (flange to pinion)- | 351126-S(MM-145) | | AB | AC | | | | | | | | | | |
| Washer -3/4" | 356504-S(XX-238) | AA | AB | AC | | | | | | | | | | |
| Nut (flange to pinion)-7/8"-14 | 354845-S8(MM-146) | AA | | | | | | | | | | | | |
| DEFLECTOR (DRIVING PINION OIL SEAL DUST) | 4859 | | | | | | | | | | | | | |
| | 8M 4859 | | AB | AC | | | | | | | | | | |

**1973/79
TRUCK SERIES 100/500**

SECTION 32 1

| YEAR | MODEL/RESTRICTIONS | PART NUMBER | DESCRIPTION | QTY. |
|------|---|-------------|-------------|------|
| 3002 | AXLE ASSY. (FRONT DRIVING) - Refer to Front Axle Parts Lists Section 30, Page 1 | | | |

Axle assemblies although not normally stocked as service items, may be obtained from the nearest assembly plant when used in current production. Order through your facing parts distribution center.

| | | | | |
|--|--|--------------|-------------------------------------|----|
| 3A005 HOSE (POWER STEERING RETURN LINE) - Also refer to group 3A719 | | | | |
| 73/ | | C7AZ 3A005-A | 3/8" I.D. x 5/8" O.D. x 25 ft. long | AR |
| 3006-7 Refer to Front Axle Parts Lists Section 30 | | | | |

| | | | | |
|---|--|--|--|--|
| 3A006 Refer to Power Steering Pump Parts Lists Section 36.1 | | | | |
|---|--|--|--|--|

| | | | | |
|---|----------|--------------|--|---|
| 3A006 CAP (POWER STEERING AUXILIARY RESERVOIR) | | | | |
| 73 | E100/300 | D1UZ 3A006-A | | 1 |
| 74 | E100/300 | D4UZ 3A006-A | | 1 |
| 3010 Refer to Front Axle Parts Lists Section 30, Page 1 | | | | |

| | | | | |
|--|-------------------------|-------------|---|----|
| 3020 BUMPER (AXLE) - Also refer to group 4730 | | | | |
| 73/76 | F100/150 -- 4/W/D | C5TZ 4730-B | | 2 |
| 77 | F100/350 -- 2/W/D | D7TZ 3020-B | Front axle-wedge shaped | 2 |
| 79 | F150 -- 4/W/D-Super Cab | | | 2 |
| 79 | F250 -- 4/W/D | | | 2 |
| 79 | E100/350 | | | 2 |
| 77/ | F150/250 4/W/D | D7TZ 3020-A | Front axle-rectangular shaped | 2 |
| 79/ | F350 -- 4/W/D | 57644-S2 | (U-16-A) Screw & lock washer 3/8" - 16 x 3/4" | 2 |
| 73/75 | B-F500 | C7TZ 3020-A | Front axle | 2 |
| 76/77 | B-F500 | D5TZ 3020-A | Front axle | 2 |
| 73/78 | E100/350 | D1UZ 3020-A | Front axle | 2 |
| | | 382535-S | (MM-173-MX)-nut (bumper to spring seat) | AR |
| 73/76 | F100/350 -- 2/W/D | C5TZ 3020-A | Front axle | 2 |
| 73/ | E100 | | Rear axle | 2 |
| 75/ | E150/350 | | | 2 |
| 73/78 | F250 -- 4/W/D | C7TZ 3020-A | Front axle | 2 |
| 73/ | P350/500 | 7RC 3020 | Front axle-3/8"-24 | 2 |
| | | 33800-S8 | (M-63)-nut (front axle bumper to side member)-3/8"-24 | 2 |
| | | 34847-S8 | (X-74)-lockwasher-3/8" | 2 |

| | | | | |
|-------------------------------------|--------|-------------|---|----|
| 3043 SHIM (FRONT SUSPENSION) | | | | |
| 73/77 | B-F500 | C5ZZ 3043-B | 1 1/16" x 1 1/2" x 1/8" w/slot-front bumper mounting-also used w/grille guard | AR |

3049 thru 3B050 Refer to Front Axle Parts Lists Section 30, Page 1

| | | | | |
|--|---------------|--------------|---------------------|---|
| 3A093 BRACKET (FRONT SUSPENSION TRACK BAR MOUNTING) | | | | |
| 73/75 | F100 -- 4/W/D | C6TZ 3A093-A | | 1 |
| 76/ | F150 -- 4/W/D | D6TZ 3A093-A | Without quad shocks | 1 |

| | | | | |
|---|--|-----------------------|---|--------------|
| 3B095 BRACKET (FRONT SUSPENSION RADIUS ARM MOUNTING) | | | | |
| 73/74 | E100/300 | (RH) C8TZ 3B095-A | (LH) C8TZ 3B095-B | Brace-welded |
| | | C8TZ 3B277-A | R.H.-bracket-riveted | 1 |
| | | C8TZ 3B277-B | L.H.-bracket-riveted | 1 |
| | | 352128-S | (SS-3)-rivet (bracket to brace)-3/8"-1 3/8" | AR |
| 75/ | E100/350 | D7UZ 3B095-E | R.H.-# D7UA 3B094-DA | 1 |
| | | D7UZ 3B095-F | L.H.-# D7UA 3B243-DA | 1 |
| | | ★ 387241-S2 (BB 552G) | Bolt (bracket to frame)-1/2" - 13 x 4 3/16" | AR |
| 73/76 | F100/150 -- 4/W/D | (RH) D2TZ 3B095-A | (LH) ★ D2TZ 3B095-B | 1 |
| 77 | F150 -- 4/W/D | (RH) D7TZ 3B095-A | (LH) D7TZ 3B095-B | 1 |
| 78/ | F150 -- 4/W/D | (RH) D8TZ 3B095-A | (LH) D8TZ 3B095-B | 1 |
| 73/78 | F100/250 (Regular Cab) -- 2/W/D | (RH) D8TZ 3B095-C | (LH) ★ D8TZ 3B095-D | 1 |
| 74/78 | F250 (Super Cab) -- 2/W/D W/6300, 6900, & 7500 G.V.W. | | r/b (1) D9TZ 3B095-B & (1) each D9TZ 3B203-A, E0TZ 3B203-A & D9TZ 3B244-A(10/79) | |
| 79 | F100/250 -- 2/W/D (exc. F250 S/C w/8100 GVW) "From Ser. EE0,001" | (RH) D9TZ 3B095-A | (LH) D9TZ 3B095-B | 1 |

APRIL, 1980

COPYRIGHT © 1980-

FORD MOTOR
COMPANY

-DEARBORN, MICHIGAN

CHANGE 1

1973/79
TRUCK SERIES 100/500

| YEAR | MODEL/RESTRICTIONS | PART NUMBER | DESCRIPTION | QTY. |
|--|--|--------------|--|------|
| 3B095 BRACKET (FRONT SUSPENSION RADIUS ARM MOUNTING) — Cont'd | | | | |
| 74/77 | F250 (Super Cab) -- 2/W/D with 8100 G.V.W. "Before Ser. 080,001" | D4TZ 3B095-A | R.H.-#D4TA 3B095-DA cast iron brkt | 1 |
| | | D4TZ 3B095-B | L.H.-#D4TA 3B183-DA cast iron brkt | 1 |
| 73/77 | F250 (Crew Cab) -- 2/W/D, F350 "Before Ser. 080,001" | C7TZ 3B095-A | R.H.-#C7TA 3B095-A cast iron brkt | 1 |
| | | C7TZ 3B095-B | L.H.-# C7TA 3B183-A cast iron brkt | 1 |
| 77/ | F250 (exc. Reg. Cab) -- 2/W/D, F350. "From Ser. 080,001" | D7TZ 3B095-C | R.H.-stamped steel brkt | 1 |
| | | D7TZ 3B095-D | L.H.-stamped steel brkt | 1 |
| 73/ | F100/350 -- 2/W/D | ★65092-S | Rivet (bracket to frame)-7/16" x 1 1/8" | AR |
| 73/ | F100/250 -- 2/W/D | ★56361-S2 | Bolt (bracket to frame)-hex.hd.-7/16" -1 x 1 1/4" -grade 5 | 2 |
| 73/ | F350 | | | 4 |
| | | 382401-S | (MM-284-E)-nut and retainer assy.-7/16"-14 | AR |
| 3105-10 Refer to Front Axle Parts Lists Section 30, Page 1 | | | | |

| QTY. | PART NUMBER | DESCRIPTION | QTY. | PART NUMBER | DESCRIPTION |
|--|--------------|--------------------------------|-------------------------------------|--------------|-------------------|
| 3111 PIN and BUSHING KIT (SPINDLE) - Also refer to Front Axle Parts Lists Section 30, Page 1 | | | | | |
| Notes: ‡ Steel and bronze, ⊕ Refer to group 3115 for bolt dimensions, † Nylon | | | | | |
| | B7Y 3111-A | 3.8M front axle-Std. | | D2TZ 3111-A | 3M front axle |
| Consists of | | | Consists of | | |
| 4 | B7Y 3110-A | Bushing | ‡4 | D2TZ 3110-A | Bushing |
| ⊕2 | TCAK 3115-B | Bolt | ⊕2 | C5TA 3115-B | Pin |
| 2 | A8TZ 3122-A | Pin | 2 | A8TZ 3122-A | Pin |
| 2 | B3TZ 3123-A | Bearing | 2 | C8TZ 3123-C | Bearing |
| 4 | B7C 3125-A | Washer | 4 | C5TZ 3B167-A | Plug |
| 2 | 34671-S8 | Nut | 2 | 34671-S | Nut |
| 2 | 34808-S8 | Lockwasher | 2 | 34793-S | Lockwasher |
| | B8Y 3111-A | 3.8M front axle-.010" oversize | 4 | 87922-S8 | Fitting |
| Consists of | | | D2TZ 3111-B 3.15M front axle | | |
| 4 | TCAK 3110-B | Bushing | Consists of | | |
| ⊕2 | TCAK 3115-C | Bolt | 4 | C9TZ 3110-A | Bushing |
| 2 | B 3122 | Pin | ⊕2 | C5TA 3115-B | Pin |
| 2 | TCAA 3123-B | Bearing | 2 | A8TZ 3122-A | Pin |
| 2 | B7T 3125-A | Seal | 2 | C8TZ 3123-C | Bearing |
| 2 | 34671-S8 | Nut | 4 | C5TZ 3B167-A | Plug |
| 2 | 34808-S8 | Lockwasher | 2 | 34671-S2 | Nut |
| | C3TZ 3111-A | 5M or 5.5M front axles | 2 | 34793-S2 | Lockwasher |
| Consists of | | | 4 | 87922-S8 | Fitting |
| 4 | C3TZ 3110-A | Bushing | 4 | 374714-S8 | Plug |
| ⊕2 | C3TA 3115-A | Bolt | 1 | | Instruction sheet |
| 2 | C8TA 3117-A | Shim | D2TZ 3111-C 3.5M & 3.75M front axle | | |
| 2 | 19B 3117 | Shim | Consists of | | |
| 2 | C3TZ 3122-A | Pin | ‡4 | C7TZ 3110-C | Bushing |
| 2 | A8TZ 3123-A | Bearing | ⊕2 | C7TA 3115-E | Pin |
| 4 | C3TZ 3125-A | Seal | 2 | D2TZ 3122-A | Pin |
| 2 | 55751-S2 | Locknut | 2 | C8TZ 3123-D | Bearing |
| | C8TZ 3111-A | 2.75M or 3M front axles | 4 | C7TZ 3B167-A | Plug |
| Consists of | | | 2 | C8TZ 3178-B | Seal |
| ‡2 | C5TZ 3110-A | Bushing | 2 | 34671-S2 | Nut |
| ‡2 | C5TZ 3110-D | Bushing | 2 | 34793-S2 | Lockwasher |
| ⊕2 | C5TA 3115-B | Pin | 4 | 87922-S8 | Fitting |
| 2 | A8TZ 3122-A | Pin | 4 | 374714-S8 | Plug cap |
| 2 | C8TZ 3123-C | Bearing | 1 | I.S. 3285 | Instruction sheet |
| 4 | C5TZ 3B167-A | Plug | | | |
| 2 | C8TZ 3178-A | Seal | | | |
| 2 | 34671-S2 | Nut | | | |
| 2 | 34671-S2 | Lockwasher | | | |
| 4 | 87922-S8 | Fitting | | | |

**1973/79
TRUCK SERIES 100/500**

| QTY. | PART NUMBER | DESCRIPTION | QTY. | PART NUMBER | DESCRIPTION | | |
|---|--------------------|----------------|--|-------------------|---------------|----------------|-----------------|
| 3111 PIN and BUSHING KIT (SPINDLE) – Also refer to Front Axle Parts Lists Section 30, Page 1 – Cont'd | | | | | | | |
| Notes: ‡ Steel and bronze, ⊕ Refer to group 3115 for bolt dimensions, † Nylon | | | | | | | |
| D2TZ 3111-D 7.7M front axle Consists of 4 C3TZ 3110-A Bushing ⊕2 C3TZ 3115-A Bolt 2 C8TA 3117-A Shim 2 19B 3117 Shim 2 D2TZ 3122-A Pin 2 A8TZ 3123-A Bearing 4 C3TZ 3125-A Seal 2 34671-S2 Locknut 2 34793-S2 Lockwasher 4 87922-S8 Fitting | | | D5TZ 3111-A 3.3M front axle Consists of 4 C9TZ 3110-A Bushing 2 D5TA 3115-EA Pin 2 A8TZ 3122-A Pin 2 D5TZ 3123-A Bearing 4 C5TZ 3B167-A Plug 2 34793-S2 Lockwasher 2 87905-S8 Fitting 2 87921-S8 Fitting 4 374714-S8 Plug 2 385519-S2 Nut 1 Instruction sheet | | | | |
| D2UZ 3111-A 2.5M or 2.75 front axles Consists of 2 C8TZ 3110-C Bushing 2 D2UZ 3110-A Bushing 4 C8TZ 3113-A Cap ⊕2 D2UA 3115-AA Pin 2 A8TZ 3122-A Pin 2 C8UZ 3123-A Bearing 2 C8TZ 3178-A Seal 2 34671-S8 Nut 2 34793-S2 Lockwasher 4 87907-S8 Fitting | | | D5UZ 3111-A E100/150 Consists of 4 D5UZ 3110-A Bushing 2 D5UA 3115-BA Pin 2 A8TZ 3122-A Pin 2 C8UZ 3123-B Bearing 4 C5TZ 3B167-A Plug 2 C8TZ 3178-A Seal 2 34671-S2 Nut 2 34793-S2 Lockwasher 2 87907-S8 Fitting 2 87922-S8 Fitting | | | | |
| D2UZ 3111-B 3.3M front axle Consists of 4 C8TZ 3110-A Bushing ⊕2 C7TA 3115-E Pin 2 D2TZ 3122-A Pin 2 C8TZ 3123-D Bearing 4 C7TZ 3B167-A Plug 2 C8TZ 3178-B Seal 2 34671-S2 Nut 2 34793-S2 Lockwasher 4 87907-S8 Fitting 4 374714-S8 Plug cap | | | D5UZ 3111-B E250/350 Consists of 4 D5UZ 3110-B Bushing 2 D5UA 3115-AA Pin 2 D2TZ 3122-A Pin 2 C8TZ 3123-D Bearing 4 C7TZ 3B167-A Plug 2 C8TZ 3178-B Seal 2 34671-S2 Nut 2 34793-S2 Lockwasher 2 87907-S8 Fitting 2 87922-S8 Fitting | | | | |
| 3113 Refer to Front Axle Parts Lists Section 30, page 1 | | | | | | | |
| LENGTH (INCHES) | O.D. (INCHES) | PART NUMBER | SUPPLIED IN KIT | LENGTH (INCHES) | O.D. (INCHES) | PART NUMBER | SUPPLIED IN KIT |
| 3115 PIN (FRONT WHEEL SPINDLE KING) – Also refer to Front Axle Parts Lists Section 30, page 1 | | | | | | | |
| 6.07 | .85 | ★ D2UA 3115-AA | D2UZ 3111-A | 6.67 | .85 | ★ D5UA 3115-BA | D5UZ 3111-A |
| 6.35 | .85 | ★ C5TA 3115-B | C8TZ 3111-A | 6.49 | .85 | ★ D5TA 3115-EA | D5TZ 3111-A |
| 6.45 | 1.05 | ★ C7TA 3115-E | D2TZ 3111-A,B | 7.00 | .92 | ★ TCAK 3115-B | B7Y 3111-A |
| | | | D2TZ 3111-C | 7.86 | 1.23 | ★ TCAK 3115-C | B8Y 3111-A |
| 6.70 | 1.05 | ★ D5UA 3115-AA | D2UZ 3111-B | | | ★ C3TA 3115-A | D2TZ 3111-D |
| YEAR | MODEL/RESTRICTIONS | | PART NUMBER | DESCRIPTION | | QTY. | |
| 3A116 BUSHING (FRONT TRACK BAR) | | | | | | | |
| 73/ | E100/300 -- 4/W/D | | C6TZ 3A116-A | L.H.-frame end | | 1 | |
| | | | C6TZ 3A116-B | R.H.-axle end | | 1 | |
| 3117-31 Refer to Front Axle Parts Lists Section 30, page 1 | | | | | | | |
| 3A130-1 Refer to Front Axle Parts Lists Section 30, page 1 | | | | | | | |
| 3B130 BOLT (POWER STEERING CONTROL VALVE SPOOL) | | | | | | | |
| 73/74 | E100/300 | AC | 33698-A | 5/16"-24 x 4 5/8" | | 1 | |
| 3132-77 Refer to Front Axle Parts Lists Section 30, page 1 | | | | | | | |

**1973/79
TRUCK SERIES 100/500**

| YEAR | MODEL/RESTRICTIONS | PART NUMBER | DESCRIPTION | QTY. |
|---|---|----------------|--|------|
| 3B178 BRACKET (FRONT AXLE MOUNTING PIVOT) | | | | |
| 73 | E100/200 "Before Ser. Q80,001" | ★ D1UZ 3B178-B | R.H. and L.H. | 2 |
| 73/74 | E100/200 "From Ser. Q80,001" | ★ D1UZ 3B178-B | R.H. | 1 |
| | | ★ D3UZ 3B178-B | L.H.-#1L-Not replaced | 1 |
| 73/74 | E300 "From Ser. Q80,001" | ★ D1UZ 3B178-A | R.H.-Not replaced | 1 |
| | | ★ D3UZ 3B178-A | L.H.-#3L-Not replaced | 1 |
| 75/ | E100/350 | D5UZ 3B178-A | R.H.-#D5UA 3B178-AB | 1 |
| | | D5UZ 3B178-B | L.H.-#D5UA 3K090-AA | 1 |
| | | 56161-S2 | (B-320-U) bolt (bracket to cross-member)-7/16"-14 x 1 1/4" | 2 |
| | | 382400-S2 | (MM-173-BF) nut | 2 |
| 73/ | F100/250 (Regular Cab) -- 2/W/D | D2TZ 3B178-A | R.H. and L.H.-#D3TA 3B178-CA | 2 |
| 76/ | F150 All | | | 2 |
| 73/74 | F250 (Crew Cab) -- 2/W/D, F350 | D3TZ 3B178-A | R.H. and L.H.-#D3TA 3B178-AA | 2 |
| 74 | F250 (Super Cab) -- 2/W/D | | R.H. and L.H. | 2 |
| 75 | F250 (Crew & Super Cab) | D5TZ 3B178-A | R.H. and L.H.-#D4TA 3B178-DA | 2 |
| 75 | F350 | | | 2 |
| 76/ | F250 (Crew & Super Cab) | D6TZ 3B178-A | R.H. and L.H. | 2 |
| 76/ | F350 | | | 2 |
| 73/ | E100/300,F100/350 -- 2/W/D | ★ 65094-S | Rivet (bracket to frame)-7/16" x 1 1/4" | AR |
| | | ★ 65097-S | Rivet-7/16" x 1 7/16" | AR |
| 73/ | F100/250 -- 2/W/D | 380899-S2 | (BB-176-B)-bolt (bracket to frame)-7/16"-14 x 1 1/2" | 2 |
| 73/ | F350 | | | 2 |
| | | 34988-S2 | Nut-7/16"-14 | AR |
| 73/ | F100/350 -- 2/W/D | 375057-S | (NN-157)-pin (bracket to brace)-knurled-5/16" dia.-5/16" long | 4 |
| 3B186 RETAINER (FRONT AXLE RADIUS ARM BUSHING) | | | | |
| 73/ | E100/350 | C5TZ 3B186-A | Front | 2 |
| 75/ | F100/350 -- 2/W/D | | Front | 2 |
| 73/ | E-F100/350 -- 2/W/D | 379572-S2 | (XX-241)-washer (used as rear bushing retainer)-flat-13/16" I.D. x 2 3/8" O.D. x 3/16" thick | 2 |
| 73/ | F150 -- 4/W/D | ★ C6TZ 3B186-A | Front and rear-r/b C5TZ 3B186-A(5/79) | 4 |
| 3A192 SPACER ASSY. (FRONT SUSPENSION AIR CYLINDER) | | | | |
| 73/ | F100/250 -- 2/W/D | D1TZ 3A192-A | Upper | 2 |
| | | D1TZ 3B254-A | Lower | 2 |
| 3197 SEAL (STEERING IDLER ARM) | | | | |
| 73/74 | E100/300 | C8UZ 3197-A | | 1 |
| 3B198 BRACE (FRONT AXLE PIVOT BRACKET) | | | | |
| 73/ | F100/250 (Regular Cab) -- 2/W/D | C5TZ 3B198-A | R.H. and L.H. | 2 |
| 73/74 | F250 (Crew Cab) -- 2/W/D, F350 | D3TZ 3B198-A | R.H. and L.H. | 2 |
| 74 | F250 (Super Cab) -- 2/W/D | | R.H. and L.H. | 2 |
| 76 | F250 4 x 2 150.3 W/B 3500 GVW | D3TZ 3B198-A | R.H. and L.H. | 2 |
| 75 | F250 (Crew & Super Cab) -- 2/W/D, F350 | D5TZ 3B198-A | R.H. and L.H.-#D4TA 3B198-AA | 1 |
| 76/ | F250 (Crew & Super Cab) | D6TZ 3B198-A | R.H. and L.H. | 2 |
| 76/ | F350 | | | 2 |
| 73/ | F100/350 -- 2/W/D | ★ 65092-S | Rivet-7/16" x 1 1/4" | AR |
| 3B203 INSULATOR (FRONT AXLE RADIUS ARM)-Also refer to Front Axle Parts List Section 30, page 1 | | | | |
| 73/ | E100/350 | C5TZ 3B203-C | Front | 2 |
| 73/75 | F100/350 -- 2 W/D | C5TZ 3B203-B | Rear | 2 |
| 76/79 | F100/350 -- 2 W/D | D5TZ 3B203-A | Rear | 2 |
| 79 | F250 exc. Reg. Cab., F350 "Before 2/1/79" | D5TZ 3B203-B | Front | 2 |
| | "From 2/1/79" | | | |
| 79 | F100/150 "From 2/1/79" | D9TZ 3B203-A | Rear | 2 |
| 79 | F250 -- regular cab "From 2/1/79" | E0TZ 3B203-A | Front | 2 |
| 73/75 | F100 -- 4/W/D | C6TZ 3B203-A | At axle housing end-wedge shaped rubber | 4 |
| | | C6TZ 3B203-B | At mounting bracket end-front and rear-1 3/4" long | 4 |
| 76/77 | F100/150 -- 4/W/D | D6TZ 3B203-A | At axle housing end wedge shaped rubber | 4 |
| | | C6TZ 3B203-B | At mounting bracket end front and rear-1 3/4" long | 4 |
| 78/ | F150 -- 4/W/D | D8TZ 3B203-A | At mounting bracket end front and rear-1 3/4" long | 4 |
| | | D6TZ 3B203-A | At axle housing end wedge shaped rubber | 4 |

1973/79
TRUCK SERIES 100/500

| YEAR | MODEL/RESTRICTIONS | PART NUMBER | DESCRIPTION | QTY. |
|---|--|--|---|------|
| 3A212 Refer to group 3A719 | | | | |
| 3219-22 Refer to Front Axle Parts List Section 30, page 1 | | | | |
| 3B239 BAR ASSY. (FRONT AXLE TRACK) | | | | |
| 73/75 | F100 -- 4/W/D | C6TZ 3B239-B | | 1 |
| 76/ | F100/150 -- 4/W/D | D8TZ 3B239-A | | 1 |
| 78/ | F150 -- 4/W/D | 58705-S2 | (B-134-L)-bolt (att. 3B239 to 18184)-9/16" -12 x 3 1/2" | AR |
| | | 375601-S2 | (XX-252-E)-washer (3/4 flat-hardened)-att. 3B239 to 3A093 | 1 |
| 3B244 SPACER (FRONT AXLE RADIUS ARM BRACKET) | | | | |
| 77/ | E100/350 "From Ser. Y60,001" | D7UZ 3B244-A | 2 3/4" O.D. 1 13/32" I.D. 21/32" thick | 2 |
| 79 | F100/250 -- 2/W/D (exc. F250 S/C w/8100 GVW) "From Ser. EE0,001" | D9TZ 3B244-A | 2 5/8" O.D. x 1 5/8" I.D. x 5/8" thick | 2 |
| 3248-54 Refer to Front Axle Parts List Section 30, page 1 | | | | |
| 3B254 Refer to group 3A192 | | | | |
| 3B259 HOUSING (FRONT SUSPENSION MOUNTING) | | | | |
| 73/74 | E100/300 | (RH) ★ C8TZ 3B259-A Not replaced (5/79) | (LH) ★ C8TZ 3B259-B | 1 |
| 3B277 Refer to group 3A095 | | | | |
| 3B279 CAP (STEERING STOP) | | | | |
| 76/78 | F100/150 -- 4/W/D and M/S | C7TZ 3B279-A | | 2 |
| 3281-99 Refer to Front Axle Parts List Section 30, page 1 | | | | |
| 3304 LINK ASSY. (STEERING DRAG) | | | | |
| Note: ● Includes clamp and attaching parts | | | | |
| 73/77 | B-F500 | C7TZ 3304-A | 16 5/8" long | 1 |
| 73/74 | E100/200 -- M/S | C8UZ 3304-B | 13 7/8" long x 7/8" dia. rod | 1 |
| | E300 -- M/S | C8UZ 3304-A | 13 7/8" long x 1 1/32" dia. rod | 1 |
| | E100/300 -- P/S | D1UZ 3304-A | 12 7/8" long | 1 |
| 75/ | E100/150 | D5UZ 3304-A | 43 13/16" long | 1 |
| 75/ | E250/350 | D5UZ 3304-B | 43 7/32" long | 1 |
| 73/74 | F100 -- 2/W/D | D3TZ 3304-B | Studs facing in same direction-40 3/8" long | 1 |
| | F250 -- 2/W/D with 6200 lb. G.V.W. | | | 1 |
| | F100/150 -- 2/W/D | | | 1 |
| 75/ | F250 (Regular Cab) -- 2/W/D with 6200 or 6900 G.V.W. and single piston disc brakes | | | 1 |
| 73/74 | F250 -- 2/W/D with 6900 lb., 7500 lb., or 8100 lb. G.V.W. | D2TZ 3304-A | Studs facing in opposite direction-40 7/16" long | 1 |
| | F250 (Regular Cab) -- 2/W/D with 6200 or 6900 lb. G.V.W. and dual piston disc brakes | | | 1 |
| | F250 (Regular Cab) -- 2/W/D with 7500 and 8100 lb. G.V.W. | | | 1 |
| 75/ | F250 (Super Cab and Crew Cab) -- 2/W/D | | | 1 |
| 73/ | F350 -- 2/W/D | | | 1 |
| 73/75 | F100/150 -- 4/W/D and M/S | C6TZ 3304-R | # D3TA 3305-BA-34 7/16" long | 1 |
| | F100/150 -- 4/W/D and P/S | D3TZ 3304-C | R.H.-17" long x 7/8"-18-male thread | 1 |
| | | ● D3TZ 3304-E | L.H.-9 13/16" long x 3/4"-16-female thread | 1 |
| 76/77 | F100/150 -- 4/W/D | D6TZ 3304-A | 46 1/4" long | 1 |
| 77 | F150/250 -- 4/W/D | D8TZ 3304-B | 13 5/8" long | 1 |
| 78/ | F150 -- 4/W/D-exc. Super Cab | D8TZ 3304-A | 42 5/16" long | 1 |
| 78/ | F150 (Super Cab) -- 4/W/D | D8TZ 3304-B | 13 5/8" long | 1 |
| 73/77 | F250 -- 4/W/D and M/S | C7TZ 3304-B | # C7TA 3305-B-16 3/8" long | 1 |

1973/79
TRUCK SERIES 100/500

| YEAR | MODEL/RESTRICTIONS | PART NUMBER | DESCRIPTION | QTY. |
|--|--|---------------|---|------|
| 3304 LINK ASSY. (STEERING DRAG) — Cont'd | | | | |
| Note: ● Includes clamp and attaching parts | | | | |
| 78/ | F250 -- 4/W/D | D8TZ 3304-B | 13 5/8" long | 1 |
| 73/74 | F250 -- 4/W/D and P/S (Garrison type)—"Before Ser. T80,001" | ● D3TZ 3304-D | Front—3 1/2" long—3/4"—16 female thread | 1 |
| | | D3TZ 3304-F | Rear—5 1/2" long x 7/8" — 18 — male thread | 1 |
| 74/76 | F250 -- 4/W/D and P/S (Bendix type)— "From Ser. T80,001" | D4TZ 3304-A | 11 1/8" long (bolt on type) | 1 |
| 77 | F250 -- 4/W/D and P/S (Ford type) | D7TZ 3304-B | 13 5/8" long | 1 |
| 79 | F350 -- 4/W/D | D8TZ 3304-B | 13 5/8" long | 1 |
| 73/76 | M450/500 | D3TZ 3304-G | 27 53/64" long | 1 |
| 73/77 | P350/500 | C1TT 3304-N | 22 7/16" long | 1 |
| 73/74 | E100/200 -- M/S | 351059-S8 | (MM-66)—nut (drag link to idler arm connecting rod) 1/2"—20 | 2 |
| 73/74 | E300—M/S | 34033-S18 | (M-11)—nut (drag link to idler arm)—9/16"—18 | AR |
| 73/74 | E100/300 -- P/S | | | AR |
| 73/ | F100/350 -- 2/W/D | | (drag link to spindle or pitman arm) | AR |
| 73/74 | E100/300 -- P/S | 304066-S | (NN-109-C)—pin—spring (rod to valve assy.)— 3/16" x 7/8" | 1 |
| | | 20467-S | (B-160)—bolt (rod to valve assy.)—5/16"—24 x 1 1/2" | 1 |
| | | 34443-S | (M-79)—nut—5/16"—24 | 1 |
| 73/ | F250 -- 4/W/D | 34033-S | (M-12)—nut (drag link to pitman and steering arm)— 9/16"—18 | AR |
| 73/ | E—F100/350 | 87907-S8 | (I-1)—fitting (lubricator) | 2 |
| 73/ | F100/250 -- 4/W/D and P/S | 20522-S8 | (B-89)—bolt (drag link rod clamp to valve control)— 3/8" x 16 x 2" | 1 |
| | | 383406-S100 | (MM-173-MY)—nut—3/8"—16 | 1 |
| 73/77 | P350/500 | 87924-S8 | (I-9)—fitting (lubricator) | 2 |
| 3A312 Refer to group 3A719 | | | | |
| 3321-29 Refer to Steering Gear Section 35.1, page 1 | | | | |
| 3332 SEAL (FRONT SUSPENSION OR STEERING BALL STUD)—Also refer to Front Axle Parts List Section 30, page 1 | | | | |
| 73/77 | B—F500 | C7TZ 3332-G | Drag link ends | 2 |
| | | | Spindle connecting rod ends | 2 |
| 73/74 | E100/200 | C5TZ 3332-A | Spindle connecting rod ends—R.H. | 2 |
| | | C7TZ 3332-A | Spindle connecting rod ends—L.H. | 2 |
| | | | Drag link ends—with M/S | 2 |
| | | C7TZ 3332-F | Drag link ends—with P/S | 2 |
| 73/74 | E300 | C7TZ 3332-A | Spindle connecting rod ends—R.H. | 2 |
| | | C5TZ 3332-A | Spindle connecting rod ends—L.H. | 2 |
| | | | Drag link ends—with M/S | 2 |
| | | C7TZ 3332-F | Drag link ends—with P/S | 2 |
| 75/ | E100/350 | C5TZ 3332-A | Drag link—Spindle end—cup | 1 |
| | | | Connecting rod—Spindle end—cup | 1 |
| | | D5UZ 3332-A | Connecting rod at drag link—flat—steel | 1 |
| | | D5UZ 3332-B | Connecting rod at drag link—flat—rubber | 1 |
| 73/ | F100/350 -- 2/W/D | C5TZ 3332-A | Drag link rod—cup shaped—rubber—13/16" high | AR |
| | | ★ | Spindle connecting rod—refer to Front Axle Parts List Section 30, page 1 | |
| 73/78 | F100/250 -- 4/W/D and M/S | C7TZ 3332-A | Drag link—cup shaped—rubber | 1 |
| | | C5TZ 3332-B | Drag link—flat shaped—rubber | 1 |
| | | D5UZ 3332-A | Drag link—flat shaped—steel | 1 |
| 73/ | F100/150 -- 4/W/D and P/S | D3TZ 3332-A | R.H.—drag link rod—rubber | 1 |
| | | D5UZ 3332-A | R.H.—drag link rod—steel | 1 |
| | | C7TZ 3332-A | L.H.—drag link rod—cup—rubber | 1 |
| 73/ | F250 -- 4/W/D and P/S | C7TZ 3332-A | Drag link—front and rear | 2 |
| 73/ | F100/150 -- 4/W/D | C7TZ 3332-F | Connecting rod—cup—rubber | 1 |
| | | C7TZ 3332-C | Connecting rod—flat—rubber | 1 |
| | | C7TZ 3332-D | Connecting rod—flat—steel | 1 |

1973/79
TRUCK SERIES 100/500

| YEAR | MODEL/RESTRICTIONS | PART NUMBER | DESCRIPTION | QTY. |
|--|--|-------------------------------------|---|------|
| 3332 SEAL (FRONT SUSPENSION or STEERING BALL STUD)-Also refer to Front Axle Parts List, Section 30, page 1 -- Cont'd. | | | | |
| 77/ | F150 4/W/D | D8TZ 3332-A | Connecting Rod-Spindle end-stud | 2 |
| 73/ | F250 -- 4/W/D | B7C 3332-A | Connecting rod | AR |
| 73/76 | M450/500 | C7TZ 3332-G | | 2 |
| 73/77 | P350/500 | B7C 3332-A | Drag link | 2 |
| | | 59T 3332 | Connecting rod | 2 |
| 3A345 Serviced in 3C651 kit | | | | |
| 3351 BUSHING and PIN ASSY. (STEERING IDLER ARM SUPPORT) | | | | |
| 73/74 | E100/300 | C8UZ 3351-A | 5 5/8" long x 1 7/16" bushing O.D. x 7/8"-9 threaded end | 1 |
| | | 382497-S | (MM-67-K)-nut (bushing assy. to idler arm support) 7/8"-9 | 1 |
| 3355 ARM (STEERING IDLER) | | | | |
| 73/74 | E100/200 -- M/S | C8UZ 3355-A | | 1 |
| | E100/200 -- P/S | D1UZ 3355-A | | 1 |
| | E300 -- M/S | C8UZ 3355-B | | 1 |
| | E300 -- P/S | D1UZ 3355-B | | 1 |
| 73/74 | E100/300 | 382497-S | (MM-67-K)-nut (arm to bracket)-7/8"-9 slotted | 1 |
| 3A360 ARM ASSY. (FRONT AXLE RADIUS) | | | | |
| 73 | E100/200 | C5TZ 3A360-A | | 2 |
| 73 | F100/250 -- 2/W/D without front stabilizer bar | | | 2 |
| 74 | E100/200,F100/250 -- 2/W/D w/o front stabilizer bar | D5TZ 3A360-A | | 2 |
| 73/74 | E300 -- w/o front stabilizer bar | C8TZ 3A360-A | | 2 |
| 73/74 | F350 -- w/o front stabilizer bar | | | 2 |
| 74 | E300, F350 -- w/front stabilizer bar | ★ D4TZ 3A360-B | | 2 |
| 74 | F250 (Super Cab) -- 2/W/D | Not replaced | | 2 |
| 75 | E100/350 "Before 3/17/75" | D5UZ 3A360-A | | 2 |
| 75/77 | E100/150 "From 3/17/75" | ★ D5UZ 3A360-C | R/b D8TZ 3A360-C(10/79) | 2 |
| 78/ | E100/150 | D8TZ 3A360-C | | 2 |
| 75/ | E250/350 "From 3/17/75" | D5UZ 3A360-B | | 2 |
| 73/77 | F100/150 -- 4/W/D | D6TZ 3A360-A | | 2 |
| 78/ | F150 -- 4/W/D | D8TZ 3A360-B | w/o Quad shocks | 2 |
| 78/ | F150 -- 4/W/D | D8TZ 3A360-A | w/Quad shocks | 2 |
| 73/74 | F250 (Regular cab) -- 2/W/D w/front stabilizer bar | D4TZ 3A360-C | | 2 |
| 73 | F350 -- w/front stabilizer bar | | | 2 |
| 75/ | F100/150 -- 2/W/D | D5TZ 3A360-A | | 2 |
| 75/ | F250 (Regular & Crew Cab) | | | 2 |
| 75/ | F250 (Super Cab) -- 2/W/D with 6300, 6500, 6900 or 7500 lb. G.V.W. | | | 2 |
| 75/ | F250 (Super Cab) -- 2/W/D with 8100 lb. G.V.W. | D5TZ 3A360-B | | 2 |
| 75/ | F350 | | | 2 |
| 73/ | E100/300,F100/350 | 379817-S7-8 | (MM-67-D)-nut-slotted (arm to bracket)-3/4"-10 | 2 |
| | | 72072-S | (N-62)-cotter pin-5/32" x 1 1/2" | 2 |
| 73/ | E300,F350 | 373773-S2 | (BB-203-K)-bolt (to axle)-1"-18 x 7 1/2" | 2 |
| | | ★ 34984-S | Locknut (to axle-below retainer)-1"-8 | 2 |
| 73/ | F100/250 -- 2/W/D | 384208-S | (BB-203-H)-bolt (arm to axle and spring seat)- 3/4"-10 x 7" | 2 |
| 73/ | E100/200 | | | 2 |
| 78/ | F150 -- 4/W/D | 388024-S2 | (BB-412-E) - bolt (arm to axle) - 9/16" -12 x 2 51/64" | 4 |
| 3A435 HOUSING (FRONT SUSPENSION MOUNTING) | | | | |
| 73/74 | E100/300 | (RH) ★ C8TZ 3A435-A Not replaced | (LH) C8TZ 3A435-B | 1 |
| 3436 SUPPORT ASSY. (STEERING IDLER ARM) | | | | |
| 73/74 | E100/300 | D1UZ 3436-A | | 1 |
| 73/74 | E100/300 | 380899-S2 | (BB-176-B)-bolt (brkt. to frame)-7/16"-14 x 1 1/2" | 5 |
| | | 384566-S100 | (MM-173-C)-nut-7/16"-14 | 5 |
| | | 380079-S2 | (XX-173-C)-washer-7/16" | 5 |

1973/79
TRUCK SERIES 100/500

| YEAR | MODEL/RESTRICTIONS | PART NUMBER | DESCRIPTION | QTY. |
|--|--|-------------|--|------|
| 3490 BRACKET (POWER STEERING RESERVOIR)-Also refer to group 3A732 | | | | |
| 73/77 | B-F500 -- 6 cyl. | C5TZ 3490-A | For remote mounted reservoir | 1 |
| | | ★ 58653-S2 | Bolt (bracket to frame)-7/16"-14 x 1" | 2 |
| | | 380079-S2 | (XX-173-C)-washer-flat-7/16" | 2 |
| 73/74 | E100/300 | D1UZ 3490-A | Auxiliary reservoir mounting | 1 |
| | | 55981-S | (U-254-E)-screw (bracket to sheet metal)- 1/4"-14 x 1/2" | 2 |
| 3499 RETAINER (STEERING COLUMN TUBE) | | | | |
| 78/ | E100/350 -- w/tilt wheel F100/350 -- w/tilt wheel | C8SZ 3499-A | | 3 |
| | | 382909-S100 | (UU-13-EA)-bolt (retainer to flange assy.) 1/4"-20 x 1 1/8" | 1 |

**1973/79
TRUCK SERIES 100/500**

| YEAR | MODEL/RESTRICTIONS | PART NUMBER | DESCRIPTION | QTY. |
|---|-------------------------|-------------------|--|-----------------------|
| 3E501 SEAL KIT (POWER STEERING GEAR SECTOR SHAFT) - | | | | |
| For Model Application refer to Steering Gear Parts Lists Section 35.1, page 1 | | | | |
| 73/77 | | C7TZ 3E501-A | Use w/Ross HF-54 gear | 1 |
| Consists of | | | | |
| | 1-C7TZ 3549-B | Snap ring-bearing | 1-C7TZ 3586-A | Seal-sector dust |
| | 1-C7TZ 3E560-A | Washer-steel | 1-C7TZ 3D774-A | Seal-cover |
| | 2-C7TZ 3738-A | Seal assy-sector | | |
| 74/ | F100/350 | D7AZ 3E501-A | | 1 |
| Consists of | | | | |
| | 1-D7AC 3D529-AA | Spacer | 1-D7AC 3A196-AB | Seal |
| | 1-D7AC 3576-AA | Bushing | 1-384223S | Seal |
| | 1-D6AW 3586-AA | Seal | 1-371782S | Nut |
| | 1-D5AW 3591-AA | Seal | 1 IS 4631A | Instr. sht. |
| | 1-97628S7M | Snap ring | | |
| | 1-386266S | Seal | | |
| | 1-D7DZ 3332-A | Seal | | |
| 3E502 SEAL KIT (POWER STEERING GEAR INPUT SHAFT) - | | | | |
| For Model Application refer to Steering Gear Parts Lists Section 35.1, page 1 | | | | |
| 73/77 | | C7TZ 3E502-A | Use w/Ross HF-54 gear | 1 |
| Consists of | | | | |
| | 1-C7TZ 3C515-A | Seal-adapter | 1-C7TZ 3C559-B | Washer-valve cover |
| | 1-C7TZ 3C515-B | Seal-valve cover | 1-C7TZ 3E611-A | Washer-worm gear seal |
| | 3-C7TZ 3C515-C | Seal-valve | 1-C7TZ 3E614-A | Seal-valve adapter |
| | 1-C7TZ 3D519-A | Seal-valve cover | 1-C7TZ 3754-A | "O" ring-valve cover |
| | 1-C7TZ 3D519-B | Seal-worm gear | 1-C7TZ 3D771-B | Ring-worm gear |
| | 1-C7TZ 3C559-A | Washer-adapter | | |
| | | | 1-358778-S2 | Ring |
| | | | 1-358780-S | Washer |
| | | | 1-358789-S2 | Washer |
| 74/ | F100/350 | D7AZ 3E502-A | | 1 |
| Consists of | | | | |
| | 1-D5AZ 3D526-A | Seal | 1-352109-S | Seal |
| | 1-D5AZ 3D527-A | Seal | 1-372454-S94 | "O" ring |
| | 4-D5AW 3F586-A1A | "O" ring | 1-384223-S | Seal |
| | 1-C5AZ 3805-A | Seal | 1-386266-S | Seal |
| | | | 1-386975-S | "O" ring |
| | | | 1-382743-S | "O" ring |
| 3F500-3 Refer to group 3A719 | | | | |
| 3N503-3504 Refer to Model Application Chart in Section 35.1, page 1 | | | | |
| 3D505 COVER (STEERING COLUMN POSITION CONTROL) | | | | |
| 78/ | E-F100/350 w/tilt wheel | D8TZ 3D505-A | Upper | 1 |
| 3507 CLAMP (STEERING COLUMN) | | | | |
| 73/77 | B-F500 | C3TZ 3507-B | 1 13/64" I.D. x 7/8" wide | 1 |
| 73/77 | P350/500 | C1TT 3287-C | 1 1/2" I.D. x 7/8" wide-incl. bolt and nut | 1 |

1973/79
TRUCK SERIES 100/500

| YEAR | MODEL/RESTRICTIONS | PART NUMBER | DESCRIPTION | QTY. |
|--|--|--------------------------------------|-------------|------|
| 3E507 RETAINER (STEERING SHAFT UNIVERSAL JOINT BEARING) | | | | |
| 73/77 | F100/250 -- 4/W/D | C6TZ 3E507-A | | 1 |
| 3509 TUBE ASSY. (STEERING COLUMN) | | | | |
| 73/77 | B500 | C7TZ 3509-N | | 1 |
| 73/74 | E100/300 -- M/T | C9UZ 3509-A | | 1 |
| | E100/300 -- A/T | D0UZ 3509-A | | 1 |
| 75/77 | E100/350 -- A/T | D5UZ 3514-B | | 1 |
| 75/77 | E100/350 -- M/T | D5UZ 3514-A | | 1 |
| 78/ | E100/350 -- 3/M/T | D8TZ 3514-D | | 1 |
| 78/ | E100/350 -- A/T w/o tilt column | D8TZ 3514-H | | 1 |
| 78/ | E100/350 -- w/tilt column | D8TZ 3514-K | | 1 |
| 78/ | E100/350 -- 4/M/T w/fixed wheel | D8TZ 3514-L | | 1 |
| 79 | E100/350 -- 4/M/T w/tilt wheel | D9TZ 3514-B | | 1 |
| 73/74 | F100/350 -- 2/W/D with A/T and M/S "Before Ser. U60, 001" | D3TZ 3514-G | | 1 |
| | F100/350 -- 2/W/D with A/T and P/S "Before Ser. U60, 001" | D3TZ 3514-F | | 1 |
| 74/77 | F100/350 -- 2/W/D with A/T and M/S "From Ser. U60, 001" | D3TZ 3514-U | | 1 |
| | F100/350 -- 2/W/D with A/T and P/S "From Ser. U60, 001" | D3TZ 3514-S | | 1 |
| 73/74 | F100/350 -- 2/W/D with 3/M/T and M/S "Before Ser. U60, 001" | D3TZ 3514-H | | 1 |
| | F100/350 -- 2/W/D with 3/M/T and P/S "Before Ser. U60, 001" | D3TZ 3514-J | | 1 |
| 74/76 | F100/350 -- 2/W/D with 3/M/T and M/S "From Ser. U60, 001" | D3TZ 3514-T | | 1 |
| 74/76 | F100/350 -- 2/W/D with 3/M/T and P/S "From Ser. U60, 001" | D3TZ 3514-R | | 1 |
| 73 | F100/350 -- 2/W/D with 4/M/T and M/S "Before Ser. U60, 001" | D3TZ 3514-D | | 1 |
| | F100/350 -- 2/W/D with 4/M/T and P/S "Before Ser. U60, 001" | ★ D3TZ 3514-C Not replaced (5/79) | | 1 |
| 73/77 | F100/350 -- 2/W/D with 4/M/T and M/S "From Ser. U60, 001" | D3TZ 3514-P | | 1 |
| | F100/350 -- 2/W/D with 4/M/T and P/S "From Ser. U60, 001" | D3TZ 3514-N | | 1 |
| 73 | F100/250 -- 4/W/D and M/T- "Before Ser. U60, 001" | ★ D3TZ 3514-E Not replaced | | 1 |
| | F100/250 -- 4/W/D and A/T- "Before Ser. U60, 001" | ★ D3TZ 3514-M Not replaced (5/79) | | 1 |
| 73/75 | F100/250 -- 4/W/D and A/T- "From Ser. U60, 001" | D3TZ 3514-U | | 1 |
| 73/77 | F100/250 -- 4/W/D and M/T- "From Ser. U60, 001" | D3TZ 3514-P | | 1 |
| 76/77 | F100/250 -- 4/W/D with A/T | D3TZ 3514-S | | 1 |
| 77 | F100/350 -- 2/W/D with 3/M/T and P/S | D7TZ 3514-A | | 1 |
| 77 | F100/350 -- 2/W/D with 3/M/T and M/S | D7TZ 3514-B | | 1 |
| 78/ | F100/350 -- 4/M/T w/P/S w/fixed wheel | D8TZ 3514-A | | 1 |
| 79 | F100/350 -- 4/M/T w/tilt wheel | D9TZ 3514-A | | 1 |
| 78/ | F100/350 -- 2/W/D with A/T, with M/S | D8TZ 3514-G | | 1 |
| 78/ | F100/350 -- 2/W/D with 4/M/T and M/S | D8TZ 3514-J | | 1 |
| 78/ | F100/350 -- with A/T and tilt column | D8TZ 3514-B | | 1 |

**1973/79
TRUCK SERIES 100/500**

| YEAR | MODEL/RESTRICTIONS | PART NUMBER | DESCRIPTION | QTY. |
|---|---|--------------|---|------|
| 3509 TUBE ASSY. (STEERING COLUMN) — Cont'd | | | | |
| 78/ | F100/350 -- with fixed column A/T | D8TZ 3514-F | | 1 |
| 78/ | F100/350 -- 3/M/T and M/S | D8TZ 3514-C | | 1 |
| 78/ | F100/350 -- 3/M/T and P/S | D8TZ 3514-E | | 1 |
| 73/77 | F500 (81, 85) | C7TZ 3509-P | | 1 |
| 73/77 | F500 (84) | C7TZ 3509-N | | 1 |
| 73/76 | M450/500 -- w/long strg. column | D3HZ 3514-A | # D3HS 3514-AA-28" long | 1 |
| | -- w/short strg. column | D3HZ 3514-B | # D3HS 3514-BA-24" long | 1 |
| 73/77 | P350/500 -- 4/M/T | B7J 3509-B | 36 1/32" long--from lower to upper holes | 1 |
| 73/77 | P350/500 -- 3/M/T | C1TT 3509-Y | | 1 |
| 73/77 | P350/500 -- A/T | C5TZ 3514-F | 36 3/32" long--from lower to upper flange | 1 |
| 3F509 SPACER (POWER STEERING AUXILIARY RESERVOIR TUBE) - Improve | | | | |
| 3510 RETAINER (STEERING COLUMN LOWER BEARING SEAL) - Also refer to group 3D681 | | | | |
| 73 | F100/350 -- 2/W/D with A/T, 3/M/T and M/S- | DOTZ 3510-A | 1 5/16" O.D. x 3/8" thick | 1 |
| 73 | F100/350 -- 2/W/D with 4/M/T "Before Ser. S40, 001" | | | 1 |
| 73 | F100/350 -- 2/W/D with A/T, 3/M/T and P/S- | C9TZ 3510-A | 1 5/16" O.D. x 1/2" thick | 1 |
| | "Before Ser. S40, 001" | | | |
| 73/76 | M450/500 | | | 1 |
| 73 | F100/350 -- 2/W/D | 384763-S100 | (UU-29-K)-screw (retainer to column)- 1/4"-20 x 1/4" | 2 |
| 3C510 BRACKET (POWER STEERING HOSE) | | | | |
| 73/ | F100 -- 2/W/D and 8 cyl. 302 | C9TZ 3C510-D | Hose indexing bracket on pump | 1 |
| 73/ | F100/350 -- 2/W/D with 6 cyl. and 8 cyl. 360,390,460 | C9TZ 3C510-C | Hose indexing bracket on pump | 1 |
| 73/ | F100/350 -- 2/W/D | C9TZ 3C510-B | Hose indexing bracket on gear | 1 |
| 73/76 | M450/500 | ★ | Improvise | 1 |
| 3D510 BOOT (STEERING COLUMN SHAFT COUPLING) | | | | |
| 73 | B-F500 | C3TZ 3D510-A | | 1 |
| 74/77 | B-F500, M450/500 | 3D510 | Serviced in 3524 shaft assy.--refer to group 3A526 | |
| 3511 FLANGE (STEERING COLUMN TUBE) | | | | |
| 75/77 | E100/350 -- A/T | D3TZ 3511-D | | 1 |
| | E100/350 -- M/T | D3TZ 3511-C | | 1 |
| 78/ | E100/350 w/tilt wheel | D5AZ 3511-B | | 1 |
| 78/ | E100/350 w/fixed wheel and 3 & 4 speed M/T | D8TZ 3511-A | | 1 |
| 78/ | E100/350 w/fixed wheel and A/T | D8TZ 3511-B | | 1 |
| 73 | F100/350 -- A/T- | D3TZ 3511-B | | 1 |
| | "Before Ser. S40, 001" | | | |
| 73 | F100/350 -- M/T- | D3TZ 3511-A | | 1 |
| | "Before Ser. S40, 001" | | | |
| 73/77 | F100/350 -- A/T- | D3TZ 3511-D | | 1 |
| | A/C "From Ser. S40, 001" | | | |
| 73/77 | F100/350 -- M/T- | D3TZ 3511-C | | 1 |
| | "From Ser. S40, 001" | | | |
| 78/ | F100/350 w/tilt wheel | D5AZ 3511-B | | 1 |
| 78/ | F100/350 w/fixed wheel and 3 & 4 speed M/T | D8TZ 3511-A | | 1 |
| 78/ | F100/350 w/fixed wheel and A/T | D8TZ 3511-B | | 1 |
| 73/76 | M450/500 | D3TZ 3511-A | | 1 |
| 73/77 | P350/500 -- A/T | AD 3511-BP | | 1 |

1973/79
TRUCK SERIES 100/500

| YEAR | MODEL/RESTRICTIONS | PART NUMBER | DESCRIPTION | QTY. |
|--|---|----------------|---|------|
| 3C511 SUPPORT (POWER STEERING PUMP)—Also refer to group 3A732 | | | | |
| 75/77 | E100/350 -- 6 cyl. w/o A/C "Before Ser. 080,001" | D5UZ 3C511-B | Front | 1 |
| 75/77 | E100/350 -- 6 cyl. w/o A/C | D5UZ 3C511-A | Side | 1 |
| 77/78 | E100/350 -- 6 cyl. w/ A/C | D7TZ 3C511-C | Front | 1 |
| 77/ | E100/350 -- 6 cyl. | D7TZ 3C511-D | Rear | 1 |
| 77/ | E100/350 -- 6 cyl. "From Ser. 080,001" | D8TZ 3C511-B | | 1 |
| 75/77 | E100/350 -- 8 cyl. 351 | D5UZ 3C511-C | | 1 |
| 78/ | E100/350 8 cyl. 351 | D8TZ 3C511-D | | 1 |
| 78/ | E100/350 8 cyl. 460 | D8TZ 3C511-E | | 1 |
| 77 | E250/350 -- 8 cyl. 460 | D5UZ 3C511-D | Front | 1 |
| | E250/350 -- 8 cyl. 460 without A/C | D5UZ 3C511-E | Rear | 1 |
| 79 | E100/350 -- 8 cyl. 302 | D9TZ 3C511-A | | 1 |
| 73/74 | F100 -- 2/W/D and 8 cyl. 302 | D0AZ 3C511-E | | 1 |
| 75/77 | F100/350 -- 2/W/D and 8 cyl. 302 | D7TZ 3C511-A | | 1 |
| 78/ | F100/350 -- 8 cyl. 302 | D80Z 3C511-A | | 1 |
| 78/ | F100/350 -- 6 cyl. | D8TZ 3C511-A | | 1 |
| 78/ | F100 -- 6 cyl. exc. Calif. w/o A/C, | D8TZ 3C511-B | | 1 |
| 73/76 | F100/350 -- 2/W/D and 8 cyl. 360, 390 | D3TZ 3C511-A | | 1 |
| 73/76 | F100/250 -- 4/W/D and 8 cyl. 360 | | | 1 |
| 73/ | F100/350 -- 2/W/D -- 8 cyl. 460 | D0AZ 3C511-F | | 1 |
| 74/76 | M450/500 -- 8 cyl. 460 | | | 1 |
| 77 | F100/350 -- 2/W/D and 4/W/D 8 cyl. 351,400 | D1AZ 3C511-A | | 1 |
| | | 370608-S2 | (BB-579)—bolt and lockwasher 3/8"—16 x 3/4" | 1 |
| 78/ | F100/350 8 cyl. 351,400 | D8TZ 3C511-F | | 1 |
| 73/ | F100/350 -- 8 cyl. 360, 390, 460 | 377278-S2 | (WW-6-E)—stud (bracket to engine)—3/8"—16 x 2"— use without A/C | 1 |
| 74/76 | M450/500 -- 8 cyl. 460 | 34987-S | (M-89-CF)—nut—3/8"—16 | 1 |
| | | 370608-S2 | (BB-579)—bolt and lockwasher—3/8"—16 x 3/4"— use without A/C | 2 |
| | | 377379-S2 | (BB-563-B)—bolt and lockwasher—3/8"—16 x 1 1/4"— use with A/C | 2 |
| 77/ | E100/350 -- 8 cyl. 351 w/o A/C | ★ 386085-S | Spacer—improvise from 1/2" I.D. x 1" O.D. x 5 1/8" long (between support and engine block) | 1 |
| | | 56177-S2 | (B-321-U) bolt (support spacer to engine block) 7/16"—14 x 6" | 1 |
| 73/ | F100 -- 2/W/D and 8 cyl. 302 | 370608-S2 | (BB-579)—bolt and lockwasher (support to water pump housing)—3/8"—16 x 3/4" | 2 |
| | | 383722-S2 | (BB-518-K)—bolt (support to adjusting bracket and engine)—7/16"—14 x 6 3/8" | 1 |
| 78/ | F100/350 | 384543-S2 | (XX-173-FF)—washer (3C511 to engine)—7/16" flat | 1 |
| 3513 SEAL (STEERING COLUMN OPENING WEATHER) | | | | |
| 73/77 | B-F500 -- M/S | ★ | Rubber—1/8" thick—improvise | |
| 73/77 | B-F500 -- P/S | C8TZ 3513-A | Rubber—3/8" thick | 1 |
| 73/74 | E100/300 | ★ C8UZ 3513-A | Foam rubber—3/8" x 7 1/2" x 7 5/8"—N/R (5/79) | 1 |
| | | ★ C8UZ 3E685-A | Foam rubber—3/8" x 2 1/4" x 3 5/8"—N/R (5/79) | 1 |
| 75/ | E100/350 | D7UZ 3513-A | | 1 |
| 73/76 | F100/350 -- 2/W/D and P/S | C9TZ 3513-A | | 1 |
| 73/76 | F100/250 -- 4/W/D and A/T | | | 1 |
| 73/76 | F100/350 -- 2/W/D and M/S | C7TZ 3513-B | | 1 |
| 73/78 | F100/250 -- 4/W/D and M/T | | | 1 |
| 73/76 | M450/500 | | Cut to fit | 1 |
| 77/ | F100 /350 -- P/S | D7TZ 3513-A | | 1 |
| 77/ | F100/350 -- M/S | D7TZ 3513-B | | 1 |

1973/79
TRUCK SERIES 100/500

| YEAR | MODEL/RESTRICTIONS | PART NUMBER | DESCRIPTION | QTY. |
|---|--|--------------|--|------|
| 3514 Refer to group 3509 | | | | |
| 3C515 Refer to Steering Gear Section 35.1, page 1 | | | | |
| 3517 BEARING ASSY. (STEERING COLUMN) | | | | |
| 73/77 | B, F500 | D1TZ 3517-A | Upper-retainer and bearing assy.-incl. retainer, bearing, seal and snap ring | 1 |
| 73/74 | E100/300 | D1TZ 3517-A | Retainer and bearing assy.-incl. retainer, bearing, seals and snap ring | 1 |
| 75/ | E100/350 | D4TZ 3517-A | Upper | 1 |
| 75/ | E100/350 | C3DZ 3517-A | Lower | 1 |
| 74/ | E100/350 -- w/ fixed wheel | | Upper | 1 |
| 78/ | E100/350 -- w/tilt wheel | C7SZ 3517-C | Upper-1 1/16" I.D. x 1 1/2" O.D. | 1 |
| | | C7SZ 3517-D | Upper-3/4" I.D. x 1 3/16" O.D. | 1 |
| 73 | F100/350 -- 2/W/D- "Before Ser. S40, 001" | C3DZ 3517-A | Upper and lower-1" I.D. x 1 7/16" O.D. x 15/32" thick | 2 |
| 73 | F100/350 -- 2/W/D- "Before Ser. U60,001" | C3DZ 3517-A | Upper and lower-1" I.D. x 1 7/16" O.D. x 15/32" thick | 2 |
| 73 | F100/250 -- 4/W/D- "Before Ser. U60,001" | C3DZ 3517-A | Upper 1" I.D. x 1 7/16" O.D. x 15/32" thick | 1 |
| 75/ | F100/350 -- 2/W/D | C3DZ 3517-A | Lower-1" I.D. x 1 7/16" O.D. x 15/32" thick | 1 |
| 78/ | F100/350 -- w/tilt wheel | C7SZ 3517-C | Upper-1 1/16" I.D. x 1 1/2" O.D. | |
| | | C7SZ 3517-D | Upper-3/4" I.D. x 1 3/16" O.D. | 1 |
| 73/ | F100/250 -- 4/W/D | C7SZ 3517-D | Lower-3/4" I.D. x 1 3/16" O.D. x 9/32" thick | 1 |
| 73/77 | P350/500 | C3DZ 3517-A | Upper and lower | 2 |
| 73/76 | M450/500 | C7SZ 3517-D | Upper | 1 |
| 73/ | F100/350 "From Ser. U60,001" | D4TZ 3517-A | Upper | 1 |
| 74/ | F100/350 -- w/ fixed wheel | | Upper | 1 |
| 73/ | E100/300 | 97663-S | (Q-4-A)-snap ring (bearing) | 1 |
| 3517 BEARING KIT (STEERING COLUMN) | | | | |
| 73/76 | M450/500 | D4HZ 3517-A | Lower | 1 |
| 3C517 WASHER (POWER STEERING CONTROL VALVE CENTERING SPRING) | | | | |
| 74/77 | F250 -- 4/W/D with Bendix control valve | C1TT 3C517-A | | 2 |
| 3D517 Refer to Steering Gear Section 35.1, page 1 | | | | |
| 3518 SLEEVE (STEERING COLUMN TUBE BEARING) | | | | |
| 78/ | E100/350 | B1AZ 3518-A | | 1 |
| 78/ | E100/350 -- w/ fixed wheel | D1AZ 3518-A | | 1 |
| 73 | F100/350 -- 2/W/D- "Before Ser. S40, 001" | B1AZ 3518-A | Upper or lower-3/4" I.D. x 1" O.D. | 2 |
| | | | | |
| 73 | F100/250 -- 4/W/D- "Before Ser. S40, 001" | B1AZ 3518-A | Upper | 1 |
| | | C6TZ 3518-A | Lower-15/16" and 1 1/16" I.D. x 1/2" thick | 1 |
| 78/ | F100/350 -- 2/W/D -- w/M/T & w/col. shift | B1AZ 3518-A | | 1 |
| 74/ | F100/350 "From Ser. S40, 001" | D1AZ 3518-A | | 1 |
| 75/ | E100/350 | | | 1 |
| 78/ | F100/350 -- w/ fixed wheel | D1AZ 3518-A | | 1 |
| 73/77 | P350/500 | B1AZ 3518-A | | 1 |
| 73/76 | M450/500 | B1AZ 3518-A | Lower or upper | 2 |
| 3E518 CAP (STEERING COLUMN POSITION LOCK SPRING) | | | | |
| 78/ | E-F100/350 -- w/tilt wheel | C7SZ 3E518-A | 1/2" I.D.- to retain 3B768 spring | 2 |
| | | C7SZ 3E518-B | 1/8" I.D.-3/8" long-to retain 3B664 spring | 1 |
| 3D519 Refer to Steering Gear Section 35.1 | | | | |
| 3520 SPRING (STEERING COLUMN UPPER BEARING) | | | | |
| 73/ | F100/350 | C3DZ 3520-A | 25/32" I.D. x 1 5/16" long | 1 |
| 75/ | E100/350 | | | 1 |

1973/79
TRUCK SERIES 100/500

| YEAR | MODEL/RESTRICTIONS | PART NUMBER | DESCRIPTION | QTY. |
|-------|---|------------------------------|--|--------|
| 3520 | SPRING (STEERING COLUMN UPPER BEARING) — Cont'd | | | |
| 73/77 | P350/500 | 8M 3520 | 25/32" I.D. x 29/32" long | 1 |
| 3523 | Refer to Steering Gear Section 35.1, page 1 | | | |
| 3524 | SHAFT and WORM ASSY. (STEERING GEAR) — Refer to Steering Gear Parts Lists Section 35.1, page 1 | | | |
| 3524 | SHAFT ASSY. (STEERING COLUMN) — Refer to Group 3A526 | | | |
| 3A525 | COUPLING (STEERING GEAR INPUT SHAFT TO STEERING COLUMN SHAFT) | | | |
| 73/77 | B-F500 -- P/S | C8TZ 3A525-A | | 1 |
| | | 382634-S100 | (MM-173-NE)-nut (flange to column assy.)-5/16"-18 | 2 |
| 73/74 | E100/300 | C9UZ 3A525-A | Incl. (2) 382634-S100 nuts | 1 |
| 75/77 | E100/350 -- M/S | D5UZ 3A525-B | # Orange daub | 1 |
| 75/76 | E100/350 -- with P/S & w/o speed control | ★ D5UZ 3A525-A | r/b D5UZ 3A525-C (4/80) | 1 |
| | E100/350 -- with P/S & speed control | D5UZ 3A525-C | # Green daub | 1 |
| 77 | E100/350 -- W/P/S | D7UZ 3A525-A | | 1 |
| 78/ | E100/350 -- w/o P/S | D8TZ 3A525-B | | 1 |
| 78/ | E100/350 -- with P/S | D8TZ 3A525-C | | 1 |
| 73 | F100/350 -- 2/W/D- "Before Ser. S40, 001" | C9TZ 3A525-B | Incl. (2) 382634-S100 nuts | 1 |
| 73/74 | F100/350 -- 2/W/D- "From Ser. S40, 001" | D3TZ 3A525-A | | 1 |
| 75 | F100/350 -- 2/W/D & M/S | | | 1 |
| 75/77 | F100/350 -- 2/W/D & P/S | D5TZ 3A525-A | | 1 |
| 76/ | F100/150 -- 4/W/D & P/S | | | 1 |
| 78 | F150 -- 4/W/D & M/S | D6TZ 3A525-A | | 1 |
| 76/77 | F100/350 -- 2/W/D & M/S F100/150 -- 4/W/D & M/S | D6TZ 3A525-B | | 1 |
| 78 | F150 -- 4/W/D & P/S | D9TZ 3A525-A | | 1 |
| 79 | F150 -- 4/W/D & P/S | D9TZ 3A525-A | | 1 |
| 78/ | F100/350 -- 2/W/D & P/S F100/350 -- 2/W/D & M/S | D8TZ 3A525-A D8TZ 3A525-D | | 1 1 |
| 3D525 | Refer to Steering Gear Parts Lists Section 35.1, page 1 | | | |
| 3A526 | SHAFT ASSY. (STEERING COLUMN) | | | |
| | Notes: ● No knurl on shaft O.D. for upper 3518 sleeve, ▲ 46 knurls on shaft O.D. for upper 3517 bearing | | | |
| 73/77 | B500 -- M/S | D1TZ 3A526-B | # D1TA 3A526-BB-incl. 3507 clamp, 3D510 boot, 3A527 shaft, 3A528 shell and 3A529 buttons | 1 |
| | B500 -- P/S | D1TZ 3524-E | # D1TA 3460-CA-36 3/8" long | 1 |
| 73/74 | E100/300 | D1UZ 3524-B | Shaft and flange-31 1/8" long | 1 |
| 75/ | E100/350 -- w/o tilt column | D5UZ 3524-B | | 1 |
| 78/ | E100/350 -- with tilt column | D8TZ 3524-B | 39 9/16" long | 1 |
| 73 | F100/350 -- 2/W/D and M/S- "Before Ser. S40, 001" | ● D1TZ 3524-A | Shaft and flange assy.-36 1/8" long | 1 |
| | F100/350 -- 2/W/D and P/S- "Before Ser. S40, 001" | ● D1TZ 3524-B | Shaft and flange assy.-33 3/8" long | 1 |
| | F100 -- 4/W/D- "Before Ser. S40, 001" | ● D1TZ 3524-C | Upper-shaft-36 3/8" long | 1 |
| | | D2TZ 3B676-B | Lower-coupling assy. (incl. yoke and shaft assy.) | 1 |
| | | D2TZ 3A526-B | Lower-yoke and shaft assy. | 1 |
| | F250 -- 4/W/D- "Before Ser. S40, 001" | ● D1TZ 3524-C | Upper-shaft assy.-36 3/8" long | 1 |
| | | D5TZ 3B676-A | Lower-coupling assy. (incl. yoke and shaft assy.) | 1 |
| | | D2TZ 3A526-A | Lower-yoke and shaft assy. | 1 |

**1973/79
TRUCK SERIES 100/500**

| YEAR | MODEL/RESTRICTIONS | PART NUMBER | DESCRIPTION | QTY. |
|---|--|--|---|------|
| 3A526 SHAFT ASSY. (STEERING COLUMN) — Cont'd | | | | |
| Notes: ● No knurl on shaft O.D. for upper 3518 sleeve, ▲ 46 knurls on shaft O.D. for upper 3517 bearing | | | | |
| 73/75 | F100/350 -- 2/W/D and M/S— "From Ser. S40, 001" | ▲ D3TZ 3524-C | 36 1/8" long | 1 |
| 76/ | F100/350 -- 2/W/D M/S | D6TZ 3524-E | | 1 |
| 73/ | F100/350 -- 2/W/D and P/S— w/o tilt col. "From Ser. S40, 001" | ▲ D3TZ 3524-D | 33 3/8" long | 1 |
| 73/75 | F100/150 -- 4/W/D— "From Ser. S40, 001 to Ser. W40,001" | ▲ D3TZ 3524-F | Upper shaft—36 3/8" long | 1 |
| | | D2TZ 3B676-B | Lower-coupling assy. (incl. yoke and shaft assy.) | 1 |
| | | D2TZ 3A526-B | Lower-yoke and shaft assy. | 1 |
| | F250 -- 4/W/D— "From Ser. S40, 001 to Ser W40,001" | ▲ D3TZ 3524-F | Upper shaft—36 3/8" long | 1 |
| | | D2TZ 3B676-B | Lower-coupling assy. (incl. yoke and shaft assy.) | 1 |
| 75 | F100/250 -- 4/W/D | ▲ D3TZ 3524-F | Upper Shaft—36 3/8" long | 1 |
| 75 | F100/150 -- 4/W/D "From Ser. W40,001" | D5TZ 3B676-B | Lower-Coupling assy.— (incl. yoke and shaft assy) 25 3/16" long | 1 |
| 75 | F250 -- 4/W/D "From Ser. W40,001" | D5TZ 3B676-A | Lower-coupling assy.— (incl. yoke and shaft assy) 25 1/2" long | 1 |
| 76/77 | F100/250 -- 4/W/D | D6TZ 3524-B | Upper shaft—32 15/16" long | 1 |
| 76/77 | F100/150 -- 4/W/D | D6TZ 3B676-A | Lower-coupling assy.(incl. yoke and shaft assy.)—15 3/4" | 1 |
| 78/ | F150 -- 4/W/D -- w/Super cab | D8TZ 3B676-B | Coupling assy. 23 1/8" long | 1 |
| 76/77 | F250 -- 4/W/D "Before Ser. Y20,001" | D6TZ 3B676-B | Lower-coupling assy. (incl. yoke and shaft assy.) | 1 |
| 77 | F250 -- 4/W/D "From Ser. Y20,001" | D7TZ 3B676-A | Lower-coupling assy. | 1 |
| 78/ | F100/350 -- with tilt column | D8TZ 3524-A | 32 5/16" long | 1 |
| 78/ | F100/350 -- 4/W/D w/o tilt column | D8TZ 3524-C | 32 1/8" long | 1 |
| 78 | F150 -- 4/W/D w/Reg. cab | ★ D8TZ 3B676-C r/b D9TZ 3B676-A(2/80) | Lower - coupling assy. (incl. yoke and shaft) - 15 3/4" long | 1 |
| 79 | F150 -- 4/W/D w/Reg. Cab | D9TZ 3B676-A | Lower | 1 |
| 78/ | F250 -- 4/W/D | D8TZ 3B676-B | Coupling assy. 23 1/8" long | 1 |
| 79 | F350 -- 4/W/D | | | 1 |
| 73/77 | F500 (81) -- M/S | D1TZ 3A526-A | # D1TA 3A526-AA—incl. 3507 clamp, 3D510 boot, 3A527 shaft, 3A528 shell and 3A529 buttons | 1 |
| | F500 (81) -- P/S | D1TZ 3524-D | # D1TA 3460-DA-29 7/8" long | 1 |
| | F500 (84) -- M/S | D1TZ 3A526-B | # D1TA 3A526-BA—incl. 3507 clamp, 3D510 boot, 3A527 shaft, 3A528 shell and 3A529 buttons | 1 |
| | F500 (84) -- P/S | D1TZ 3524-E | # D1TA 3460-CA-36 3/8" long | 1 |
| 73/76 | M450/500 -- w/long strg. column -- w/short strg. column | D3HZ 3524-A | 38 3/4" long | 1 |
| | | D3HZ 3524-B | 34 3/4" long | 1 |
| 73/ | F100/250 -- 4/W/D | ★ 58657-S | Bolt (shaft and yoke assy. to upper shaft)— 7/16"—14 x 1 1/2" | 1 |
| | | 384192-S2 | (BB-706-Z)—bolt (shaft and yoke assy. to gear— lower)—7/16"—14 x 1 13/16" | 1 |

3D526 Refer to Steering Gear Section 35.1, page 1

3A527 Serviced only in assy. — group 3A526

3D527 Refer to Steering Gear Section 35.1, page 1

3A528 HOUSING ASSY. (STEERING COLUMN SHAFT COUPLING)

| | | | | |
|-------|------------------------------------|--------------|-------------------------|---|
| 73 | B-F500 | C6TZ 3A528-A | | 1 |
| 74/77 | B-F500 | ★ | Serviced in 3A526 assy. | 1 |
| 78/ | E100/350 -- with tilt column | D8TZ 3A528-A | Bolt on type | 1 |
| | F100/350 -- 2/W/D with tilt column | | | 1 |

1973/79
TRUCK SERIES 100/500

| YEAR | MODEL/RESTRICTIONS | PART NUMBER | DESCRIPTION | QTY. |
|--|---|--------------|-----------------|------|
| 3C528 | Serviced only in kit - group 3C561 | | | |
| 3D528 | Refer to Steering Gear Section 35.1, page 1 | | | |
| 3A529 CAP (STEERING COLUMN SHAFT COUPLING PIN) | | | | |
| 73 | B-F500 | C6TZ 3A529-A | | 2 |
| 3D529-30 | Refer to Steering Gear Section 35.1, page 1 | | | |
| 3530 SHROUD (STEERING COLUMN) | | | | |
| 78/ | E100/350 -- w/o tilt col. | D8UZ 3530-A | Paint to match | 1 |
| 78/ | E100/350 -- w/ tilt col. | D8UZ 3530-B | Paint to match | 1 |
| 78/ | F100/350 -- w/o tilt col. | D8TZ 3530-A | Paint to match | 1 |
| 78/ | F100/350 -- w/ tilt col. | D8TZ 3530-B | Paint to match | 1 |
| 3E532 COVER (STEERING COLUMN BRACKET) | | | | |
| 73/ | F100/350 | C7TZ 3E532-A | Incl. insulator | 1 |
| 3A533 BALL STUD KIT (POWER STEERING HYDRAULIC CONTROL VALVE) | | | | |
| 73/74 | E100/300 -- P/S | D1UZ 3A533-A | | 1 |
| Consists of | | | | |
| 1-Spring seat | | 2-Screws | 1-Clamp | |
| 2-Stud seats | | 1-Spring | 1-"O" ring | |
| 1-Cover | | 1-Ball stud | | |
| 74/76 | F250 -- 4/W/D and Bendix control valve "From Ser. T80,001" | D4TZ 3A533-A | | 1 |
| 3F535 STIFFENER (POWER STEERING CYLINDER MOUNTING BRACKET) - Improvise | | | | |
| 3538-3C538 Refer to Steering Gear Section 35.1, page 1 | | | | |
| 3-3538 Refer to Power Steering Pump Parts List Section 36.1, page 1 | | | | |
| 3A540 CYLINDER ASSY. (POWER STEERING HYDRAULIC CONTROL) | | | | |
| 73/74 | E100/300 | D1UZ 3A540-A | # D1UA 3C637-AA | 1 |
| 73/77 | F100/150 -- 4/W/D | D3TZ 3A540-C | | 1 |
| 73/74 | F250 -- 4/W/D "Before Ser. T80,001" | D3TZ 3A540-D | Garrison type | 1 |
| 74/77 | F250 -- 4/W/D "From Ser. T80,001" | D4TZ 3A540-A | Bendix type | 1 |
| 3B541-4 Refer to Steering Gear Section 35.1, page 1 | | | | |
| 3E543 RETAINER (STEERING COLUMN RELEASE LEVER) | | | | |
| 78/ | E100/350 -- w/tilt wheel | D1AZ 3E543-A | | 2 |
| | F100/350 -- w/tilt wheel | | | 2 |
| 3D544 LEVER (STEERING COLUMN RELEASE) | | | | |
| 78/ | E100/350 -- w/tilt wheel | D1AZ 3D544-A | | 1 |
| | F100/350 -- w/tilt wheel | | | 1 |
| 3E544 Serviced only in assy. - group 3E532 | | | | |
| 3C546 PLUG (P/S HYDRAULIC CONTROL VALVE BODY) | | | | |
| 74/77 | F250 -- 4/W/D w/Bendix control valve | B5TZ 3C546-A | | 1 |
| 3-3547 Refer to Power Steering Pump Parts List Section 36.1, page 1 | | | | |

1973/79
TRUCK SERIES 100/500

SECTION 35 9

| YEAR | MODEL/RESTRICTIONS | PART NUMBER | DESCRIPTION | QTY. |
|----------|--|-----------------------|---|------|
| 3548-9 | Refer to Steering Gear Section 35.1, page 1 | | | |
| 3-3549 | Refer to Power Steering Pump Parts List Section 36.1, page 1 | | | |
| 3F550 | SUPPORT (POWER STEERING AUXILIARY OIL RESERVOIR TUBE) | | | |
| 73/74 | E100/300 -- 6 cyl. 300 w/hang-on A/C | ★ D3UZ 3F550-A | Not replaced | 1 |
| 3552-3 | Refer to Steering Gear Section 35.1, page 1 | | | |
| 3B559 | Refer to Power Steering Pump Parts List Section 36.1, page 1 | | | |
| 3C559-60 | Refer to Steering Gear Section 35.1, page 1 | | | |
| 3A561 | Refer to Power Steering Pump Parts List Section 36.1, page 1 | | | |
| 3C562 | INSULATOR (POWER STEERING CONTROL VALVE SPOOL STOP) | | | |
| 73/74 | E100/300 | C1AA 3C562-A | | 2 |
| 3C563 | LIMITER KIT (POWER STEERING HYDRAULIC CONTROL REACTION) | | | |
| 73/74 | E100/300 | C3AZ 3C563-C | | 1 |
| | Consists of 2-Plugs 1-"0" ring | 2-Springs 1-Gasket | 2-Washers | |
| 3566 | Serviced only in assy. - group 5005 | | | |
| 3A570 | Refer to Power Steering Pump Parts List Section 36.1, page 1 | | | |
| 3571 | Refer to Steering Gear Section 35.1, page 1 | | | |
| 3A572 | SPACER (STEERING GEAR HOUSING) | | | |
| 73/77 | B-F500 -- P/S | C7TZ 3A572-B | | AR |
| 3575-80 | Refer to Steering Gear Section 35.1, page 1 | | | |
| 3B580 | FLANGE and RETAINER ASSY. (STEERING COLUMN TUBE) | | | |
| 73/77 | B-F500 | D1TZ 3B580-A | | 1 |
| 3E580 | Refer to Steering Gear Section 35.1, page 1 | | | |
| 3D581 | BEARING (STEERING COLUMN RELEASE CAM) | | | |
| 73/ | F100/350-2/W/D, P350/500 -- 6 cyl. | C4VY 3D581-A | Nylon-w/automatic trans. accel. control linkage | 2 |
| 3E581 | Refer to Steering Gear Section 35.1, page 1 | | | |
| 3A582 | Refer to Power Steering Pump Parts List Section 36.1, page 1 | | | |
| 3583-4 | Refer to Steering Gear Section 35.1, page 1 | | | |
| 3B584 | Refer to Power Steering Pump Parts List Section 36.1, page 1 | | | |
| 3586 | Refer to Steering Gear Section 35.1, page 1 | | | |
| 3590 | ARM (STEERING GEAR SECTOR SHAFT) | | | |
| 73/74 | E100/200 -- M/S | C8TZ 3590-B | # C8UA 3590-C and E100-200 | 1 |
| | E300 -- M/S | C8TZ 3590-C | # C8UA 3590-E and E300 | 1 |
| | E100/300 -- P/S | D1UZ 3590-A | # D1UA 3590-BA | 1 |
| 75/ | E100/350 -- M/S | D5UZ 3590-A | # D5UA 3590-AB | 1 |
| | E100/350 -- P/S | D5UZ 3590-C | # D5UA 3590-CA | 1 |
| 73/ | F100/250 -- 2/W/D -- Regular and Super Cab under 8100 GVW with M/S | D2TZ 3590-A | # D2TA 3590-AA | 1 |
| | F100/250 -- 2/W/D -- Regular and Super Cab under 8100 GVW with P/S | D2TZ 3590-B | # D2TA 3590-BA | 1 |

APRIL, 1980

COPYRIGHT © 1980-

FORD MOTOR
COMPANY

—DEARBORN, MICHIGAN

CHANGE 1

1973/79
TRUCK SERIES 100/500

| YEAR | MODEL/RESTRICTIONS | PART NUMBER | DESCRIPTION | QTY. |
|---|--|--------------|--|------|
| 3590 ARM (STEERING GEAR SECTOR SHAFT) — Cont'd | | | | |
| 73/75 | F100 -- 4/W/D | C6TZ 3590-K | # C7TA 3590-AA | 1 |
| | F250 -- 4/W/D and M/S | C7TZ 3590-D | # C7TA 3590-D | 1 |
| | F250 -- 4/W/D and P/S with Garrison control valve— "Before Ser. T80,001" | | | 1 |
| | F250 -- 4/W/D and P/S with Bendix control valve "From Ser. T80,001" | D4TZ 3590-A | # D4TA 3590-FA | 1 |
| 76/77 | F100/150 -- 4/W/D and M/S | D6TZ 3590-E | | 1 |
| 76/77 | F100/150 -- 4/W/D and P/S | D6TZ 3590-D | | 1 |
| 78 | F150 -- 4/W/D and M/S—reg. cab | D8TZ 3590-A | # D8TA 3590-AA | 1 |
| 78/ | F150 -- 4/W/D and P/S—reg. cab | D8TZ 3590-B | # D8TA 3590-BA | 1 |
| 76/77 | F250 -- 4/W/D "Before Ser. Y20,001" | D6TZ 3590-C | # D6TA-3590-HA,NA | 1 |
| 78/ | F150 -- 4/W/D -- Super Cab | D7TZ 3590-C | # D7TA-GA | 1 |
| 77/ | F250 -- 4/W/D "From Ser. Y20,001" | | | 1 |
| 79 | F350 -- 4/W/D | | | 1 |
| 73/ | F250 -- 2/W/D -- Super Cab 8100 GVW and Crew cab,F350 2/W/D with M/S | D2TZ 3590-C | # D2TA 3590-EA | 1 |
| | F250 -- 2/W/D -- Super Cab 8100 GVW and Crew cab, F350 2/W/D with P/S | D2TZ 3590-D | # D2TA 3590-FA | 1 |
| 73/77 | B-F500 -- M/S | D1TZ 3590-C | | 1 |
| 73/76 | B-F500 -- P/S "Before Ser. 040,001" | C7TZ 3590-K | # C7TA 3590-AE | 1 |
| 76/77 | B-F500 -- P/S "From Ser. 040,001" | D7HZ 3590-A | # D6HT 3590-AA | 1 |
| 73/76 | M450/500 | D3TZ 3590-B | # D0TA 3590-C | 1 |
| 73/77 | P350/500 | B7J 3590-A | # TRAT 3590-A | 1 |
| 73/ | E100/300 | 382667-S | (MM-161-P)-nut (arm to gear assy.)-hex. lock-7/8"-14 | 1 |
| 73/ | F100/350 -- 2/W/D | 380771-S101 | (MM-38-FB)-nut (arm to gear)-hex.-7/8"-14 | 1 |
| 73/ | F100/250 -- 4/W/D | 357588-S8 | (BB-277)-bolt (clamp)-5/8"-18 x 3 1/2" | 1 |
| 73/ | F250 -- 4/W/D | 377179-S | (BB-201-E)-bolt (arm to sector shaft)-5/8"-11 x 3 1/2" | 1 |
| | | ★34991-S | Nut-5/8"-11 | 1 |
| 73/77 | P100/500 | 353395-S8 | (BB-276)-bolt (clamp)-5/8"-18 x 2 13/16" | 1 |
| 3C590 BUSHING KIT (POWER STEERING CYLINDER PISTON ROD END BUSHING) | | | | |
| 73/74 | E100/300 | C60Z 3C590-A | | 1 |
| | Consists of 2-Insulators 1-Spacer 2-Nuts 2-Washers | | | |
| 73/76 | F100/250 -- 4/W/D | D3TZ 3C590-A | | 1 |
| | Consists of 2-D3TA 3A344-A Insulators 1-D3TA 3652-AA Spacer 1-33943-S2 Nuts 2-D3TA 3A345-A Washers | | | |
| 3D590 Refer to Power Steering Pump Parts List Section 36.1, page 1 | | | | |
| 3591 Refer to Steering Gear Section 35.1, page 1 | | | | |
| 3B592 Refer to Power Steering Pump Parts List Section 36.1, page 1 | | | | |
| 3593-5 Refer to Steering Gear Section 35.1, page 1 | | | | |
| 3D596 Refer to Power Steering Pump Parts List Section 36.1, page 1 | | | | |
| 3597 Refer to Steering Gear Section 35.1, page 1 | | | | |

3504 GEAR ASSY. (STEERING)

A. HOW TO FIND COMPLETE STEERING GEAR ASSEMBLY PART NUMBER

1. Using the Identification Tag—
Refer to the "Identification" column in the model application chart to find the correct service part number.
2. Using Truck Series and year—
Refer to model application chart to find the correct steering gear.

B. HOW TO FIND THE PART NUMBER FOR A COMPONENT PART OF A STEERING GEAR

1. Use one of the methods explained above to determine the part number of the steering gear assy. (3504).
2. Find the parts list number for that steering gear in the model application chart.
3. Turn to the Parts List (starting on page 2) and find the component needed.
4. Refer to basic group numbers for physical identification where applicable. (Sample: See chart in Group 3548)

STEERING GEAR MODEL APPLICATION CHART

| YEAR | MODEL | FRONT AXLE CAPACITY | IDENTIFICATION | △ PARTS LIST NO. | ILL. SEC. 35.1 PAGE | PART NUMBER | QTY. |
|-------------------------------------|--|---------------------|-------------------|---------------------------|------------------------------|--|------|
| 3504 GEAR ASSY. (STEERING) — Cont'd | | | | | | | |
| 73/77 | B500 -- M/S | 5M | D1TA-BA | 43 | 10 | ★ C9TZ 3504-B r/b D5TZ 3504-B (11/78) | 1 |
| | -- P/S | 5M | D0TA-A D4TA-BA | 53 | 7 | D0TZ 3504-A | 1 |
| 73/74 | E100/300 -- M/S | All | SMA-G | 56 | 2 | C8UZ 3504-A | 1 |
| | -- P/S | All | SMA-S | 75 | 2 | D1UZ 3504-A | 1 |
| 75/ | E100/350 -- M/S | All | SMA-W | 77 | 22 | D5UZ 3504-B | 1 |
| 75/76 | E100/350 -- P/S | All | SPA-AL | 78 | 21 | D5UZ 3504-A | 1 |
| 77 | E100/350 -- P/S | All | SPA BG | 78 | 21 | D7UZ 3504 A | 1 |
| 78 | E100/350 -- P/S | All | SPA-CB | 78 | 21 | ★ D8UZ 3504-A r/b D9UZ 3504-A (2/79) | 1 |
| 79 | E100/350 -- P/S | All | SPA-BY | 86 | 21 | D9UZ 3504-A | 1 |
| 73/77 | F100/350 -- 2/W/D and M/S | All | SMA-H,K,Z | 26 | 8 | D7TZ 3504-F | 1 |
| 73/74 | F100/350 -- 2/W/D and P/S | All | SPA-AB,AJ | 64 | 9 | ★ D3TZ 3504-B r/b D7TZ 3504-D & D5TZ 3A525-A | 1 |
| 74/78 | F100/350 -- 2/W/D and P/S "From Ser. 040,001" | All | SPA-AN,BN,BS | 64 | 20 | ★ D7TZ 3504-D r/b D9TZ 3504-A (2/80) | 1 |
| 79 | F100/350 -- 2/W/D -- P/S | All | SPA-BX,CC,CN | 64 | 20 | D9TZ 3504-A | 1 |

1973/79
TRUCK SERIES 100/500

STEERING GEAR MODEL APPLICATION CHART

| YEAR | MODEL | FRONT AXLE CAPACITY | IDENTIFICATION | Δ PARTS LIST NO. | ILL. SEC. 35.1 PAGE | PART NUMBER | QTY. |
|--|---|---------------------|---|---------------------------|------------------------------|--|------|
| 3504 GEAR ASSY. (STEERING) — Cont'd | | | | | | | |
| 73/75 | F100/150 -- 4/W/D | All | C7TA-T, 24JC06 | 49 | 11 | C7TZ 3504-M | 1 |
| 76/77 | F100/150 -- 4/W/D and P/S "Before Ser. Y20,001" | All | SPA-AX,BC,BP | 81 | 20 | D7TZ 3504-G | |
| 76/78 | F100/150 -- 4/W/D and M/S | All | D6TA-GA 253AS048 | 79 | 11 | D6TZ 3504-B | 1 |
| 77/78 | F150 -- 4/W/D and P/S "From Ser. Y20,001 to CE0,001" | All | SPA-BT | 83 | 20 | ★ D7TZ 3504-G r/b D9TZ 3504-B (4/80) | 1 |
| 78/ | F150 -- 4/W/D P/S "From Ser. CE0,001" | All | SPA-CD,CP | 84 | 20 | D9TZ 3504-B | 1 |
| 73/75 | F250 -- 4/W/D | All | C7TA-H, 35JC10 | 42 | 10 | C7TZ 3504-A | 1 |
| 76/77 | F250 -- 4/W/D "Before Ser. Y20,001" | All | D6TA-HA 378AS022 | 80 | 10 | D6TZ 3504-C | 1 |
| 77/78 | F250 -- 4/W/D and integral "From Ser. Y20,001 to Ser. CE0,001" | P/S All | SPA-BR | 82 | 20 | ★ D7TZ 3504-C r/b D9TZ 3504-C (4/80) | 1 |
| 78/ | F250/350 -- 4/W/D P/S "From Ser. CE0,001" | All | SPA-CE,CR | 85 | 20 | D9TZ 3504-C | 1 |
| 73/77 | F500 -- M/S | 5M | D1TA-BA | 43 | 10 | D5TZ 3504-B | 1 |
| | -- P/S | 5M | D0TA-A | 53 | 7 | D0TZ 3504-A | 1 |
| 73/76 | M450/500 | All | D4HS-AA | 53 | 7 | D3TZ 3504-C | 1 |
| 73/77 | P350/500 | All | D1TA-AA | 1 | 5 | D1TZ 3504-A | 1 |
| YEAR | MODEL/RESTRICTIONS | PART NUMBER | DESCRIPTION | QTY. | | | |
| 73/77 | B-F500 -- M/S | 380899-S2 | (BB-176-B)-bolt (gear to frame)- 7/16"-14 x 1 1/2" | 2 | | | |
| | | 383220-S2 | (BB-305-D)-bolt (gear to frame)- 7/16"-20 x 1 3/4" | 1 | | | |
| | | 383780-S2 | (MM-65-J)-nut-7/16"-20" | 1 | | | |
| | | ★44878-S2 | Washer-7/16" | 1 | | | |
| 73/77 | B-F500 -- P/S | ★58723-S2 | Bolt (gear to frame)-5/8"-11 x 2 1/2" | 3 | | | |
| 73/74 | E100/300 | ★382869-S | Bolt (gear to frame)-7/16"-14 x 5" | 3 | | | |
| | | 380079-S2 | (XX-173-C)-washer-flat-7/16" | 3 | | | |
| 75/77 | E100/350 | 387047-S100 | (BB-405-OD) bolt (gear assy. to frame) 7/16"-14 x 4 1/2" | 3 | | | |
| | | ED-386324-S100 | (XX-178-LA)-washer-flat-7/16" # blue | 3 | | | |
| 78/ | E100/350 | 388272-S2 | (BB-187-EE)-bolt (gear to frame)-7/16"-14 x 4 9/16 | 3 | | | |
| | | 388273-S100 | (XX-173-BB)-washer (gear to frame)-15/32" I.D. x 1" O.D. x 3/16" thick | 3 | | | |
| 73/ | F100/350 -- 2/W/D | 384737-S2 | (BB-187-BZ)-bolt (gear to frame)- 7/16"-14 x 3 15/16" | 3 | | | |
| 73/ | F100 -- 4/W/D | 380788-S2 | (BB-195-C)-bolt (gear to S/MBR)- 1/2" x 13 x 2" | 3 | | | |
| | | 34979-S | (B-89-FA)-nut-1/2"-13 | AR | | | |
| 76/77 | F100/150 -- 4/W/D | 387053-S2 | (BB-178-G) bolt (gear to frame) 1/2" - 13 x 2 3/8 | 3 | | | |
| 73/77 | F250 -- 4/W/D w/o integral P/S | 58655-S2 | (BB-176-B)-bolt (gear to frame)- 7/16"-14 x 1 1/2" | 4 | | | |
| | | 384353-S4 | (MM-173-MX)-nut-7/16"-14 | AR | | | |
| 77 | F250 -- 4/W/D w/integral P/S | 387529-S2 | (BB-418-E) bolt (gear to frame) 9/16"-12 x 4 1/2" | 4 | | | |

STEERING GEAR PARTS LIST

| QTY | PART NUMBER | DESCRIPTION | QTY | PART NUMBER | DESCRIPTION |
|---|----------------------|---|---|------------------|--|
| PARTS LIST NO. 1 - D1TZ 3504-A | | | PARTS LIST NO. 42 - C7TZ 3504-A | | |
| 1 | D1TZ 3524-G | Shaft & worm assy. (input) | 1 | C7TZ 3524-C | Shaft & worm assy. (input) |
| 1 | B 3538 | Plug (filler)-3/4"-20 pipe | 1 | C6TZ 3538-A | Plug (housing filler) |
| 1 | COTT 3548-C | Housing assy. (steering gear)-#4DC32 | 1 | ★C7TZ 3548-A | Housing assy. (steering gear)-N/R (5/79) |
| 1 | B3W 3549-A | Snap ring (sector shaft screw) | 1 | B3W 3549-A | Snap ring (sector shaft screw) |
| 1 | BB 3552 | Cup (upper bearing)-1 15/16" O.D. | 1 | C4TZ 3552-A | Cup (upper bearing)-2 1/8" O.D. |
| 1 | 81T 3553 | Cup (lower bearing)-2 1/4" O.D. | 1 | C4TZ 3553-A | Cup (lower bearing)-2 5/16" O.D. |
| 2 | 81T 3571-A | Bearing (worm gear)# 11-BC | 1 | C7TZ 3568-A | Cover (shaft & worm) |
| 1 | B7J 3575-A | Shaft (sector) | 2 | C4TZ 3571-A | Bearing (worm gear) |
| 1 | 7RT 3576-A | Bushing (sector shaft)-1 1/4" I.D. x 1 5/16" O.D. x 1 21/64" long | 1 | C7TZ 3575-A | Shaft (sector) |
| 1 | B7J 3577-A | Screw (sector shaft)-1/2"-20 x | 1 | 3576 | Serviced in assy.-group 3548 |
| 1 | C7TZ 3579-A | Washer (sector shaft thrust)-9/16" I.D. x 7/64" thick | 1 | B7J 3577-A | Screw (sector shaft)-1/2"-20 x 1 17/64" |
| 1 | THAB 3581-A | Gasket (sector shaft cover) | 1 | C7TZ 3579-A | Washer (sector shaft thrust)-9/16" I.D.-7/64" thick |
| 1 | B7J 3583-A | Cover (sector shaft) incl. bushing | 1 | C1TT 3580-A | Cover (sector shaft)-1 3/8" I.D. |
| 1 | B6A 3591-A | Seal (sector shaft oil)-1 15/64" I.D. x 1 11/16" O.D. x 3/16" thick | 1 | C1TT 3581-B | Gasket (sector shaft cover) |
| AR | 81T 3595 | Gasket (worm cover) | 1 | D2HZ 3591-D | Seal (sector shaft oil)-1 15/16" I.D. |
| 1 | 01T 3597-B | Cover (shaft & worm) | 1 | D2HZ 3591-A | Seal (shaft & worm oil) |
| 1 | 7RT 3738 | Seal (shaft & worm)-27/32" I.D. x 1 5/16" O.D. | AR | C5TZ 3593-A | Gasket (worm cover)-.002" thick |
| 1 | 33943-S8 (M-36) | Nut (for 3577)-hex 1/2"-20 | AR | C5TZ 3593-B | Gasket (worm cover)-.005" thick |
| 4 | ★350999-S | Bolt (worm cover)-5/16"-18 x 3/4" hex. hd. | AR | C5TZ 3593-C | Gasket (worm cover)-.010" thick |
| PARTS LIST NO. 26 -★C5TZ 3504-D,D7TZ 3504-F | | | 1 | 33943-S (M-36) | Nut (for 3577)-1/2"-20 hex. hd. |
| 4 | C5AZ 3523-B | Guide (ball return) | 4 | ★350999-S | Bolt (worm cover)-5/16"-18 x 3/4" hex. hd. |
| 1 | C5TZ 3524-G | Shaft & rack assy. (input) | 1 | 351701-S (PP-87) | Plug (housing)-1 5/16" expansion |
| 1 | B6A 3538-A | Plug (filler)-5/8"-24 pipe | 4 | ★357357-S | Bolt (sector cover)-3/8"-16 x 13/16" hex. hd. |
| 1 | C5AZ 3544-B | Clamp (ball return guide) | PARTS LIST NO. 43 - ★C7TZ 3504-B & ★C9TZ 3504-B | | |
| 1 | C5TZ 3548-A | Housing assy. (steering gear) | 1 | C7TZ 3524-D | Shaft & worm assy. (input) |
| 2 | C2AZ 3552-A | Cup (bearing) upper & lower | 1 | C6TZ 3538-A | Plug (housing filler) |
| 2 | C2AZ 3571-A | Bearing (worm gear) | 1 | D2TZ 3548-A | Housing assy. (steering gear) |
| 1 | C5TZ 3575-D | Shaft (sector) | 1 | B3W 3549-A | Snap ring (sector shaft screw) |
| 2 | C1AZ 3576-B | Bearing (sector shaft)-1 1/8" I.D. x 1 3/8" O.D. x 1" long | 1 | C4TZ 3552-A | Cup (upper bearing)-2 1/8" O.D. |
| 1 | B8AZ 3577-A | Screw (sector shaft)-7/16"-20 x 1 15/32" | 1 | C4TZ 3553-A | Cup (lower bearing)-2 5/16" O.D. |
| 1 | C5AZ 3580-E | Cover (sector shaft) | 1 | C1TT 3568-B | Cover (shaft & worm) |
| 1 | C3AZ 3581-A | Gasket (sector shaft cover) | 2 | C4TZ 3571-A | Bearing (worm gear) |
| 1 | C7OZ 3591-A | Seal (sector shaft oil)-1 5/64" I.D. x 1 9/16" O.D. x 1/4" thick | 1 | C7TZ 3575-C | Shaft (sector) |
| 1 | B8A 3647-B | Ball kit (worm & rack) | 1 | D2TZ 3576-A | Bushing (sector shaft housing) |
| 1 | B8AZ 3A657-A | Shim kit (sector shaft)-incl. 4 shims | 1 | B7J 3577-A | Screw (sector shaft)-1/2" 20 x 1 17/64" |
| 1 | C3AZ 3A670-A | Adjuster (thrust bearing) | 1 | C7TZ 3579-A | Washer (sector shaft thrust)-9/16" I.D. x 7/64" thick |
| 1 | B8A 3707-A | Nut (worm thrust brg.) | 1 | C1TT 3580-A | Cover (sector shaft)-1 3/8" I.D. |
| 1 | B5S 3738-A | Seal (shaft & rack)-23/32" I.D. x 1" O.D. | 1 | C1TT 3581-B | Gasket (sector shaft cover) |
| 1 | 34690-S8 (M-34) | Nut-7/16"-20 | 1 | D2HZ 3591-D | Seal (sector shaft oil)-1 15/16" I.D. |
| A/R | 42996-S7-8 (B-251-F) | Bolt (sector cover)-3/8"-16 x 3/4" | 1 | D2HZ 3591-A | Seal (shaft & worm oil)-13/16" I.D. x 1 5/16" O.D. x 3/16" thick |
| 1 | 351701-S (PP-87) | Plug (housing)-1 5/16" expansion | AR | C5TZ 3593-A | Gasket (worm cover)-.002" thick |
| 3 | 372133-S (BB-625-C) | Screw (clamp)-10-32 x 3/8" | AR | C5TZ 3593-B | Gasket (worm cover)-.005" thick |
| A/R | 380875-S2 (WW-128) | Stud (sector cover)-3/8"-16-16 x 1 3/4" | AR | C5TZ 3593-C | Gasket (worm cover)-.010" thick |
| | | | AR | D2TZ 3593-A | Shim (worm cover)-.003" thick |
| | | | 1 | 33943-S (M-36) | Nut (for 3577)-1/2"-20 hex. hd. |
| | | | 4 | ★350999-S | Bolt (worm cover)-5/16"-18 x 3/4" hex. hd. |
| | | | 4 | ★357357-S | Bolt (sector cover)-3/8"-16 x 13/16" hex. hd. |

1973/79
TRUCK SERIES 100/500

STEERING GEAR PARTS LIST

| QTY | PART NUMBER | DESCRIPTION | QTY | PART NUMBER | DESCRIPTION |
|--|-------------------|---|---|---------------|--|
| PARTS LIST NO. 49 - C7TZ 3504-M | | | PARTS LIST NO. 53 - DOTZ 3504-A & D3TZ-3504-C - Cont'd | | |
| 1 | C7TZ 3524-F | Shaft & worm assy. (input) | ● Also serviced in Kit - Group 3E502 | | |
| 1 | B 3538 | Plug (filler)-3/4"-20 pipe | ▲ For components, refer to Group in Section 35 | | |
| 1 | C6TZ 3548-J | Housing assy. (steering gear) | ■ Also serviced in Kit - Group 3E501 | | |
| 1 | B3W 3549-A | Snap ring (sector shaft screw) | 2 | C7TZ 3523-A | Guide (ball return)-(exc. M450/500) |
| 1 | C6TZ 3552-A | Cup (lower bearing)-1 13/16" O.D. | 1 | D3TZ 3523-B | Guide (ball return)-(w-M/450/500) |
| 1 | C6TZ 3553-A | Cup (upper bearing)-1 15/16" O.D. | 1 | 3524 | Serviced only in assy.-group 3504 |
| 1 | C6TZ 3568-A | Cover (shaft & worm) | 1 | C7TZ 3B541-A | Ring (cylinder piston)-3 3/8" O.D. x 1/8" thick |
| 2 | C6TZ 3571-A | Bearing (worm gear) | 1 | C7TZ 3544-A | Clamp (ball return guide) |
| 1 | C6TZ 3575-J | Shaft (sector) | 1 | C7TZ 3548-C | Housing assy. (steering gear)-(exc. M450/500) # HF 542998 |
| 2 | C6TZ 3576-B | Bushing (sector shaft)-1 1/4" I.D. x 1 3/8" O.D. x 1" long | 1 | D3TZ 3548-B | Housing assy. (steering gear)-(with M450/500) |
| 1 | B7J 3577-A | Screw (sector shaft) | 1 | ■C7TZ 3549-A | Snap ring (sector shaft bearing)-at cover |
| 1 | C7TZ 3579-A | Washer (sector shaft thrust)-9/16" I.D. x 7/64" thick | 1 | ■C7TZ 3549-B | Snap ring (sector shaft bearing)-at oil seal "Before Ser. W20,001" |
| 1 | C6TZ 3580-A | Cover (sector shaft) | 1 | D5TZ 3549-A | Snap ring (sector shaft oil seal)-"From Ser. W20,001" |
| 1 | C6TZ 3581-A | Gasket (sector shaft cover) | 1 | ●C7TZ 3C559-A | Washer (adapter)-7/8" I.D. x 1 1/8" O.D. x 1/16" thick- teflon |
| 1 | C1TT 3591-G | Seal (sector shaft oil)-1 1/4" I.D. x 1 11/16" O.D. | 1 | ●C7TZ 3C559-B | Washer (valve cover back-up seal)-7/8" I.D. x 1 1/8" O.D. x 1/8" thick |
| 1 | C6TZ 3591-A | Seal (shaft & worm oil)-43/64" I.D. x 1 3/16" O.D. | 1 | ■C7TZ 3E560-A | Washer (sector cover back-up seal)-steel |
| AR | C6TZ 3593-A | Gasket (worm cover)-.002" thick | 2 | ■C7TZ 3E560-B | Washer (sector cover back-up seal)-leather |
| AR | C6TZ 3593-B | Gasket (worm cover)-.005" thick | 1 | C7TZ 3575-B | Shaft (sector) (exc. M450/500) |
| AR | C6TZ 3593-C | Gasket (worm cover)-.010" thick | 1 | D3TZ 3575-B | Shaft (sector) (W/M450/500) |
| 1 | 33943-S (M-36) | Nut (for 3577)-1/2"-20 hex. hd. | 1 | C7TZ 3577-A | Screw (sector shaft adjusting)-1/2"-20 x 1 13/16" |
| 4 | ★44996-S2 | Bolt (sector cover)-3/8"-16 x 3/4" hex. hd. | 1 | C7TZ 3577-B | Screw (shaft & control assy. adjusting)-7/16"-20 x 2 1/4" |
| 1 | 351701-S (PP-87) | Plug (housing)-1 5/16" expansion | 1 | C7TZ 3583-A | Cover (sector shaft)"Before Ser. W20,001" |
| 4 | 357235-S (BB-136) | Bolt (worm cover)-5/16"-18 x 7/8" hex. hd. | 1 | D5TZ 3583-A | Cover (sector shaft) - "From Ser. W20,001" |
| PARTS LIST NO. 53 - DOTZ 3504-A & D3TZ-3504-C | | | 1 | ■C7TZ 3586-A | Seal (sector shaft dust) |
| ● Also serviced in Kit - Group 3E502 | | | 1 | C7TZ 3E608-A | Adapter assy. (control valve)-(exc. M450/500) |
| ▲ For components, refer to Group in Section 35 | | | 1 | D3TZ 3E608-A | Adapter assy. (control valve)-(with M450/500) |
| ■ Also serviced in Kit - Group 3E501 | | | 1 | C7TZ 3610-A | Retainer (adj. screw)-13/16"-ext. threads |
| 1 | C7TZ 3321-A | Washer (valve assy. thrust bearing-outer)-1" I.D. x 1 9/16" O.D. x 1/8" thick | 4 | C7TZ 3E610-A | Screw (control valve adapter)-7/16"-14 x 1 1/4" |
| 2 | C7TZ 3321-D | Washer (valve assy. thrust bearing-inner) 1" I.D. x 1 15/16" O.D. x 1/8" thick | 1 | ●C7TZ 3E611-A | Washer (worm gear seal retainer) |
| 1 | C7TZ 3321-B | Washer (valve assy. adjusting nut)-1" I.D. x 1 29/32" O.D. x 1/16" thick | 1 | C7TZ 3E612-A | Bearing (worm gear) |
| 1 | C7TZ 3321-C | Washer (valve assy. thrust bearing retaining)-1" I.D. x 1 3/8" O.D. x 1/16" thick | 1 | C7TZ 3E613-A | Plug (housing cover)-rubber |
| 1 | ▲C7TZ 3E501-A | Seal kit (sector shaft) | 1 | C7TZ 3B614-A | Bearing (sector shaft)-(at cover) |
| 1 | ▲C7TZ 3E502-A | Seal kit (input shaft) | 1 | C7TZ 3B614-B | Bearing (sector shaft)-(at dust seal) |
| 1 | ●C7TZ 3C515-A | Seal (adapter)-7/8" I.D. x 1 1/8" O.D. x 1/8" thick | 1 | ●C7TZ 3E614-A | Seal (control valve adapter) |
| 1 | ●C7TZ 3C515-B | Seal (valve cover)-27/32" lip I.D. x 1 1/8" O.D. x 1/4" thick | 2 | C7TZ 3E615-A | Washer (retainer guide clip) |
| 3 | ●C7TZ 3C515-C | ""0" ring (valve)-3/8" I.D. x 1/2" O.D. x 1/16" thick | 2 | C7TZ 3E616-A | Screw (housing cover)-7/16"-14 x 1" socket head |
| 1 | ●C7TZ 3D519-A | Seal (valve cover)-cup shaped-3/4" hole | 4 | C7TZ 3E617-A | Screw (sector shaft seal)-5/16"-18 x 3/4" |
| 1 | ●C7TZ 3D519-B | Seal (worm gear)-5/8" I.D. x 7/8" O.D. x 3/16" thick | 2 | C7TZ 3E622-A | Valve (piston poppet) |

STEERING GEAR PARTS LIST

| QTY | PART NUMBER | DESCRIPTION | QTY | PART NUMBER | DESCRIPTION |
|--|----------------------|--|--|---------------------|---|
| PARTS LIST NO. 53 - DOTZ 3504-A & D3TZ-3504-C - Cont'd | | | PARTS LIST NO. 56 - C8UZ 3504-A - Cont'd | | |
| | | ● Also serviced in Kit - Group 3E502 | 1 | C5AZ 3575-D | Shaft (sector)-7 3/8" long |
| | | ▲ For components, refer to Group in Section 35 | 1 | C1AZ 3576-B | Bearing (sector shaft)-1 1/8" I.D. x 1 3/8" O.D. x 1" long |
| | | ■ Also serviced in Kit - Group 3E501 | 1 | B8AZ 3577-A | Screw (sector shaft)-7/16"-20 x 1 15/32" |
| 1 | DOHZ 3E623-A | Seat (piston poppet valve)-3/8" thick x 7/16"-20 | 1 | C5AZ 3580-E | Cover (sector shaft) |
| 1 | C7TZ 3E624-A | Spring (poppet valve) | 1 | C3AZ 3581-A | Gasket (sector shaft cover) |
| 1 | C7TZ 3E625-A | Spacer (poppet valve)-3/16" dia x 4 7/32" long-nylon | 1 | C7OZ 3591-A | Seal (sector shaft oil)-1 5/64" I.D. x 1 9/16" O.D. x 1/4" thick |
| 3 | C7TZ 3E626-A | Washer (housing side cover) | 1 | B8A 3647-B | Ball kit (worm & rack)-consists of 60 balls |
| 11 | C7TZ 3647-A | Ball kit (worm gear)-(light) | 1 | B8AZ 3A657-A | Shim kit (sector shaft)-consists of 4 shims |
| 11 | C7TZ 3647-B | Ball kit (worm gear)-(dark) | 1 | C3AZ 3A670-A | Adjuster (thrust bearing) |
| 2 | C7TZ 3B673-A | Bearing (control valve) | 1 | B8A 3707-A | Nut (worm thrust brg.) |
| 1 | C7TZ 3707-A | Nut (thrust bearing adjusting) | 1 | B5S 3738-A | Seal (shaft & rack)-23/32" I.D. x 1" O.D. |
| 1 | C7TZ 3A729-A | Cover (control valve) | 1 | 34690-S8 (M-34) | Nut (for 3577)-7/16"-20 |
| 1 | DOHZ 3A730-C | Valve assy. (control)- #007 | 3 | 42996-S7-8 (B251-F) | Bolt (sector cover)-3/8" 16 x 3/4" |
| 2 | ■C7TZ 3738-A | Seal (sector shaft oil) | 1 | 351701-S (PP-87) | Plug (housing)-1 5/16" expansion |
| 1 | C7TZ 3738-B | Seal & trunnion assy. (sector shaft)-3 5/8" O.D.-with (4) 1/2" counter bored holes | 3 | 355177-S (BB-77-M) | Screw (clamp)- #10-32 x 5/16" |
| 1 | C7TZ 3738-C | Seal (sector shaft dust)-1 1/2" I.D. center hole | PARTS LIST NO. 64 - C9TZ 3504-C, D3TZ 3504-B, D7TZ 3504-D, D9TZ 3504-A | | |
| 2 | ●C7TZ 3754-A | "O" ring (valve cover) | ▲ For components, refer to group in Section 35 | | |
| 1 | C7TZ 3D771-B | Ring (worm gear) | 1 | C9TZ 2B357-A | Support (brake tube bracket) |
| 1 | ■C7TZ 3D774-A | Seal (housing cover) | 1 | D7AZ 3E501-A | Seal kit (steering gear sector shaft) |
| 1 | 34690-S (M-34) | Nut 7/16"-20 | 1 | D7AZ 3E502-A | Seal kit (steering gear input shaft) |
| 1 | ★87002-S | "O" ring (housing)-1 7/8" I.D. | 1 | ★D1TZ 3D517-A | Shaft & control assy. (input)-1973 R/b (1) D9TZ 3D517-A & (1) D5TZ 3A525-A(4/80) |
| 1 | ★97426-S | Ring (retainer)-1 3/16" x 1 5/16" O.D. | 1 | D7TZ 3D517-A | Shaft & control assy. (input)-1974/78 |
| 2 | ★304686-S | Screw (cover)-7/16"-14 x 1 1/8" | 1 | D9TZ 3D517-A | Shaft & control assy.-1979 "Before 5/1/79" |
| 1 | 351056-S (MM-26) | Locknut 1/2"-20 | 1 | D9TZ 3D517-B | Shaft & control assy.-1979 "From 5/1/79" |
| 4 | 354580-S (BB-167) | Screw (valve cover)-3/8"-16 x 3 1/4" hex. hd. | 2 | C9AZ 3523-A | Guide (ball return) |
| 1 | ★358778-S2 | Ring (worm gear retaining)-17/32" I.D. x 19/32" O.D. x 1/16" thick | 1 | C5AZ 3D525-A | Bearing (input shaft)-std.-1.501" O.D. or # DD43007-bearing (input shaft)-0/S-1.505" O.D. |
| 1 | ★358780-S | Washer (worm gear retaining)-5/8" I.D. x 7/8" O.D. x 5/64" thick | 1 | C5AZ 3D525-C | # DK 4911 or # FC 65296 bearing (input shaft) use with SPA-AN gear 1,520" O.D. |
| 1 | ★358789-S | Washer (worm gear retaining)-5/8" I.D. x 13/16" O.D. x 5/64" thick | 1 | D8AZ 3D525-A | Bearing (input shaft)-1979-use w/gear ident. SPA-BX,CC |
| 4 | 370444-S (XX-135) | Washer (valve cover)-3/8" | 1 | D5AZ 3D526-A | Seal (input shaft) |
| 2 | 377819-S8 (BB-123-B) | Screw (clamp)-1/4"-20 x 5/16" | 1 | D5AZ 3D527-A | Seal (input shaft dust) |
| PARTS LIST NO. 56 - C8UZ 3504-A | | | 2 | D3AZ 3D529-A | Spacer (sector shaft seal) |
| 4 | C5AZ 3523-B | Guide (ball return) | 1 | C5AZ 3D530-A | Cap (cylinder piston) |
| 1 | C8UZ 3524-A | Shaft & rack assy. (input) | 1 | C5AZ 3544-A | Clamp (ball return guide) |
| 1 | DOUZ 3D527-A | Seal (input shaft dust) | | | |
| 1 | B6A 3538-A | Plug (filler)-5/8"-24 pipe | | | |
| 1 | C5AZ 3544-B | Clamp (ball guide) | | | |
| 1 | ★C8UZ 3548-A | Housing assy. (steering gear) | | | |
| 2 | C2AZ 3552-A | Cup (bearing)-upper & lower-1 1/2" O.D. | | | |
| 2 | C2AZ 3571-A | Bearing (worm gear) | | | |

1973/79
TRUCK SERIES 100/500

STEERING GEAR PARTS LIST

| QTY | PART NUMBER | DESCRIPTION | QTY | PART NUMBER | DESCRIPTION |
|--|----------------------|--|---|----------------------|---|
| PARTS LIST NO. 64 - C9TZ 3504-C, D3TZ 3504-B, — Cont'd D7TZ 3504-D, D9TZ 3504-A ▲ For components, refer to group in Section 35 | | | PARTS LIST NO. 75 - D1UZ 3504-A — Cont'd | | |
| 1 | D7TZ 3548-C | Housing assy. (steering gear) | 1 | B8A 3647-B | Ball kit (worm gear)—consists of 60 balls |
| 1 | C9TZ 3575-A | Shaft (sector)—incl. C5AZ 3D528-A, C5AZ 3577-A | 1 | B8AZ 3A657-A | Shim kit (sector shaft)—consists of 4 shims |
| 1 | D1AZ 3580-A | Cover (sector shaft)—1973/78 | 1 | C3AZ 3A670-A | Adjuster (thrust bearing) |
| 1 | D9AZ 3580-A | Cover (sector shaft)—1979—use w/gear ident. SPA-BX,CC | 1 | B8A 3707-A | Nut (worm thrust brg.) |
| 1 | C8AZ 3D627-A | Nut (race) | 1 | B5S 3738-A | Seal (shaft & rack)—23/32" I.D. x 1" O.D. |
| AR | C5AZ 3D688-A | Shim (valve centering)—.006" thick | 1 | 34690-S8 (M-34) | Nut—hex. 7/16"—20—(for 3577) |
| AR | C5AZ 3D688-B | Shim (valve centering)—.008" thick | 3 | 42996-S7-8 (B-251-F) | Bolt (sector cover)—3/8"—16 x 3/4" |
| AR | C5AZ 3D688-C | Shim (valve centering)—.010" thick | 1 | 351701-S (PP-87) | Plug (housing)—1 5/16" expansion |
| AR | C5AZ 3D688-D | Shim (valve centering)—.012" thick | 3 | 355177-S (BB-77-M) | Screw (clamp)—#10-32 x 5/16" |
| AR | C5AZ 3D688-E | Shim (valve centering)—.013" thick | PARTS LIST NO. 77 - D5UZ 3504-B | | |
| 1 | D3AZ 3756-A | Seal (valve to housing "O" ring) | 1 | D6UZ 3523-A | Guide kit (ball return) |
| 1 | C7AZ 3757-A | Ring kit (valve retaining)—consists of 5 rings | 1 | D5UZ 3524-A | Shaft & rack assy. (input) |
| 1 | C5AZ 3805-A | Seal (piston) | 1 | D5UZ 3548-A | Housing assy. |
| 4 | 42999-S (B-253) | Bolt (control valve hsg. to gear hsg.)—3/8"—16 x 1 1/8" | 2 | C2AZ 3552-A | Cup (worm gear bearing) |
| 1 | 97628-S (QQ-7) | Ring (sector seal retaining) | 2 | C2AZ 3571-A | Bearing (worm gear) |
| 1 | 352109-S7 (QQ-12) | Ring (input shaft seal retaining) | 1 | D5UZ 3575-A | Shaft (sector) |
| 2 | 352518-S (BB-80) | Screw (clamp)—1/4"—28 x 5/16" | 1 | D5UZ 3576-A | Bushing (sector shaft) |
| | 353081-S (AA-10) | Ball (gear housing)—5/16" dia. | 1 | D5UZ 3577-A | Screw (sector shaft) |
| 1 | 371782-S8 (MM-160-X) | Nut (adjusting screw)—7/16"—20 | 1 | D6UZ 3580-A | Cover (sector shaft) |
| 1 | 374309-S (TT-5-A) | Seat—5/16" tube | 1 | D5UZ 3581-A | Gasket (sector shaft cover) |
| 1 | 374480-S (TT-7-A) | Seat—3/8" tube | 1 | D5UZ 3591-A | Seal assy. (sector shaft oil) |
| 1 | 382095-S (UU-33-X) | Screw (control valve)—#10-32 x 3/16" set | 1 | B8AZ 3A657-A | Shim kit (sector shaft)—consists of 4 shims |
| 2 | 382743-S (KK-52-BB) | "O" ring (piston seal) | 1 | D5UZ 3A670-A | Adjuster (thrust bearing) |
| 1 | 380771-S (MM-38-F) | Nut (sector shaft jam)—7/8"—14 hex. | 1 | D5UZ 3707-A | Nut (worm thrust bearing) |
| 1 | 383548-S (KK-52-CG) | "O" ring (cover to housing)—2 11/16" I.D. x 9/64" thick | 1 | D5UZ 3738-A | Seal (shaft & rack assy.) |
| 2 | 383685-S2 (BB-395-F) | Bolt (cover to housing)—7/16"—20 x 1 3/8" | PARTS LIST NO. 78 - D5UZ 3504-A, D7UZ 3504-A, D8UZ 3504-A | | |
| PARTS LIST NO. 75 - D1UZ 3504-A | | | 1 | D5UZ 3524-C | Shaft & rack assy. (input) |
| 4 | C5AZ 3523-A | Guide (ball return) | 1 | C5AZ 3D525-B | Bearing (input shaft) |
| 1 | D1UZ 3524-A | Shaft & rack assy. (input) | 1 | D9UZ 3D525-A | Bearing (input shaft) |
| 1 | D0UZ 3D527-A | Seal (input shaft dust) | 1 | C5AZ 3D530-B | Cap (piston) |
| 1 | B6A 3538-A | Plug (filler) | 1 | C5AZ 3C538-D | Seal and gasket kit |
| 1 | C50Z 3544-A | Clamp (ball guide) | 1 | C5AZ 3544-C | Clamp (ball return guide) |
| 1 | ★C8UZ 3548-A | Housing assy. (steering gear) | 1 | D5UZ 3548-B | Housing assy. |
| 2 | C2AZ 3552-A | Cup (bearing—upper & lower)—1 1/2" O.D. | 1 | C5AZ 3575-E | Shaft assy. (sector) |
| 2 | C2AZ 3571-A | Bearing (worm gear) | 1 | D5UZ 3576-B | Bearing assy. (sector shaft) |
| 1 | D1UZ 3575-A | Shaft (sector) | 1 | D5UZ 3580-B | Cover assy. (sector shaft) |
| 1 | C1AZ 3576-B | Bearing (sector shaft)—1 1/8" I.D. x 1 3/8" O.D. x 1" long | 1 | D5UZ 3581-B | Gasket (sector cover) |
| 1 | B8AZ 3577-A | Screw (sector shaft)—7/16"—20 x 1 15/32" | 1 | C5AZ 3647-B | Ball kit (worm) |
| 1 | C5AZ 3580-E | Cover (sector shaft) | 1 | B8AZ 3A657-A | Shim kit (sector shaft)—consists of 4 shims |
| 1 | C3AZ 3581-A | Gasket (sector shaft cover) | 1 | C5AZ 3B700-A | Adjuster (control valve spool) |
| 1 | C70Z 3591-A | Seal (sector shaft oil)—1 5/64" I.D. x 1 9/16" O.D. x 1/4" thick | 1 | C5AZ 3707-B | Nut (worm thrust bearing) |
| | | | 1 | C5AZ 3D727-A | Guide kit (ball return) |
| | | | 1 | C5AZ 3D728-A | Valve kit (check valve) |
| | | | 1 | C5AZ 3D730-B | Bearing kit (upper & lower) |
| | | | 1 | C5AZ 3D731-A | Seal kit (backup valve) |
| | | | 1 | C5AZ 3D732-A | Seal kit (sector shaft) |
| | | | 1 | C5AZ 3D733-A | Seal kit (adjuster plug) |

STEERING GEAR PARTS LIST

| QTY | PART NUMBER | DESCRIPTION | QTY | PART NUMBER | DESCRIPTION |
|--|-----------------------|--|---|----------------------|--|
| PARTS LIST NO. 78 - D5UZ 3504-A, D7UZ 3504-A, - Cont'd | | | PARTS LIST NO. 80- D6TZ-3504-C - Cont'd | | |
| | | ★ D8UZ 3504-A | | | |
| 1 | C5AZ 3D734-B | Seal kit (O-ring) | 1 | C4TZ 3553-A | Cup (lower bearing) 2 5/16" O.D. |
| 1 | D5UZ 3A745-A | Cap (cylinder end) | 1 | C7TZ 3568-A | Cover (shaft and worm) |
| 1 | C5AZ 3A746-A | Ring (cylinder cap retaining) | 2 | C4TZ 3571-A | Bearing (worm gear) |
| 1 | D7UZ 3783-A | Actuator (valve) w/SPA-BG gear | 1 | D6TZ 3575-C | Shaft (sector) |
| 1 | D8UZ 3783-A | Actuator (Valve)-w/SPA-CB gear | 1 | D6TZ 3576-B | Sector shaft (housing) |
| 1 | C5AZ 3805-B | Seal (piston) | 1 | B7J 3577-A | Screw (sector shaft) 1/2"-20 x 1 17/64" |
| 1 | D6TZ 3805-A | Cylinder seal kit | 1 | C7TZ 3579-A | Washer (sector shaft thrust) |
| 1 | D5UZ 3812-A | Actuator (valve) w/SPA-AL gear | 1 | D6TZ 3580-A | Cover (sector shaft) |
| 1 | 34814-S | Lockwasher (sector shaft 7/8") | 1 | DOHZ 3581-B | Gasket (sector shaft cover) |
| 1 | 87144-S91(T-5-D) | O-Ring (piston to housing 2 27/64") | 1 | D2HZ 3591-D | Seal (sector shaft) |
| 1 | 351153-S(MM-32) | Nut (sector shaft 7/8" - 14 hex.) | 1 | C7TZ 3591-A | Seal (shaft and worm 0.1) thick |
| 2 | 352518-S | Screw and washer assy. (guide clamp 1/4" - 28 x 5/16") | AR | C6TZ 3593-A | Shim (worm cover) - .002 thick |
| 4 | 359266-S8(BB-157) | Bolt (sector cover 3/8 - 16 x 1.25") | AR | C6TZ 3593-B | Shim .005 |
| 1 | 371782-S7-8(MM-160-X) | Nut (sector shaft 7/16" - 20 hex.) | AR | C6TZ 3593-C | Shim .010 |
| 2 | 374480-S(TT-7-A) | Seat (3/8" tube) | AR | D6TZ 3593-A | Shim .003 |
| PARTS LIST NO. 79 - D6TZ-3504-B | | | 1 | 33943-S (M-36) | Nut(for 3577) - 1/2-20 hex hd |
| 1 | D6TZ 3524-F | Shaft and worm assy (input) | 4 | ★42996-S2 | Bolt (sector cover) 3/8-16 x 3/4" Hex. hd.) |
| 1 | B 3538 | Plug (filler) 3/4" - 20 pipe | 4 | 357235-S(BB-136) | Bolt (worm cover 5/16"-18 x 7/8" |
| 1 | D6TZ 3548-B | Housing assy (steering gear) | PARTS LIST NO. 81 - D6TZ-3504-A, D7TZ 3504-E | | |
| 1 | B3W 3549-A | Snap ring (selector shaft screw) | ▲ For components refer to group in section 35 | | |
| 1 | C6TZ 3552-A | Cup (lower bearing) 1 13/16" O.D. | 1 | ▲ D7AZ 3E501-A | Seal kit (sector shaft) |
| 1 | C6TZ 3553-A | Cup (upper bearing) 1 13/16" O.D. | 1 | ▲ D7AZ 3E502-A | Seal kit (input shaft) |
| 1 | D6TZ 3568-A | Cover (shaft and worm) | 1 | D9TZ 3D517-A | Shaft & control assy. (input) |
| 1 | C6TZ 3571-A | Bearing (worm gear) | "Before 5/1/79" | | |
| 1 | D6TZ 3575-B | Shaft (sector) | 1 | D9TZ 3D517-B | Shaft & control assy. (input) |
| 1 | D6TZ 3576-A | Bushing (sector shaft) | "From 5/1/79" | | |
| 1 | B7J 3577-A | Screw (sector shaft) | 2 | C9AZ 3523-A | Guide (ball return) |
| 1 | C7TZ 3579-A | Washer (sector shaft thrust) | 1 | D5AZ 3D525-A | Bearing (input shaft) |
| 1 | C6TZ 3580-A | Cover (sector shaft) | 1 | D5AZ 3D526-A | Seal (input shaft) |
| 1 | C6TZ 3581-A | Gasket (sector shaft cover) | 1 | D5AZ 3D527-A | Seal (input shaft dust) |
| 1 | C6TZ 3591-A | Seal | 2 | D3AZ 3D529-A | Spacer (sector shaft seal) |
| 1 | C6TZ 3591-B | Seal | 1 | C5AZ 3D530-A | Cap (cylinder piston) |
| AR | C6TZ 3593-A | Shim (worm cover).002"thick | 1 | C5AZ 3544-A | Clamp (ball return guide) |
| AR | C6TZ 3593-B | Shim .005" | 1 | D7TZ 3548-B | Housing assy. |
| AR | C6TZ 3593-C | Shim .010" | 1 | D6TZ 3575-A | Shaft (sector) |
| AR | C6TZ 3593-D | Shim .0075" | 1 | D1AZ 3580-A | Cover (sector shaft) |
| AR | D6TZ 3593-A | Shim .003" | 4 | 42999-S(B253) | Bolt (control valve hsg to gear hsg)- 3/8"-16 x 1 1/8" |
| 1 | 33943-S2(M36) | Nut (for 3577) 1/2" - 20 hex hd | 1 | 97628-S(QQ-7) | Ring (sector seal retaining) |
| 4 | ★44996-S2 | Bolt (sector cover) 3/8-16 x 3/4" hex hd | 1 | 352109-S7(QQ-12) | Ring (input shaft seal retaining) |
| 1 | 351701-S(PP-87) | Plug (housing) 1 5/16" expansion | 2 | 352518-S(BB-80) | Screw (clamp)-1/4" - 28 x 5/16" |
| 4 | 357235-S (BB-136) | Bolt (worm cover) 5/16" - 18 x 7/8" hex hd | 1 | 374309-S(TT-5-A) | Seat-5/16" tube |
| PARTS LIST NO. 80- D6TZ-3504-C | | | 1 | 374480-S(TT-7-A) | Seat-3/8" tube |
| 1 | D6TZ 3524-G | Shaft and worm assy (input) | 1 | 382095-S(UU-33-X) | Screw (control valve)- #10-32 x 3/16" set |
| 1 | C6TZ 3538-C | Plug (housing) | 2 | 382743-S(KK-52-BB) | O-ring (piston seal) |
| 1 | D6TZ 3548-C | Housing assy (steering gear) | 1 | 381771-S (MM-38-F) | Nut (sector shaft jam) -7/8" -14 hex |
| 1 | B3W 3549-A | Snap ring (sector shaft screw) | 2 | 383685-S2 (BB-395-F) | Bolt (cover to housing) -7/16" - 20 x 1 3/8" |
| 1 | C4TZ 3552-A | Cup (upper bearing)-2 1/8" O.D. | 1 | ★386266-S | Seal (cover to housing)-serviced in 3E501 & 3E502 kits |

1973/79
TRUCK SERIES 100/500

STEERING GEAR PARTS LIST

| QTY | PART NUMBER | DESCRIPTION | QTY | PART NUMBER | DESCRIPTION |
|-------------------------------|---------------------|--|-------------------------------|---------------------|--|
| PARTS LIST NO. 82-D7TZ 3504-C | | | PARTS LIST NO. 84-D9TZ 3504-B | | |
| 1 | ▲ D7AZ 3E501-A | Seal kit (sector shaft) | 1 | ▲ D7AZ 3E501-A | Seal kit (sector shaft) |
| 1 | ▲ D7AZ 3E502-A | Seal kit (input shaft) | 1 | ▲ D7AZ 3E502-A | Seal kit (input shaft) |
| 1 | D9TZ 3D517-A | Shaft & control assy. (input) "Before 5/1/79" | 1 | D9TZ 3D517-A | Shaft & control assy. (input) "Before 5/1/79" |
| 1 | D9TZ 3D517-B | Shaft & control assy. (input) "From 5/1/79" | 1 | D9TZ 3D517-B | Shaft & control assy. (input) "From 5/1/79" |
| 2 | C9AZ 3523-A | Guide (ball return) | 2 | C9AZ 3523-A | Guide (ball return) |
| 1 | D5AZ 3D525-A | Bearing (input shaft) | 1 | D8AZ 3D525-A | Bearing (input shaft) |
| 1 | D5AZ 3D526-A | Seal (input shaft) | 1 | D5AZ 3D526-A | Seal (input shaft) |
| 1 | D5AZ 3D527-A | Seal (input shaft dust) | 1 | D5AZ 3D527-A | Seal (input shaft dust) |
| 2 | D3AZ 3D529-A | Spacer (sector shaft seal) | 2 | D3AZ 3D529-A | Spacer (sector shaft seal) |
| 1 | C5AZ 3D530-A | Cap (cylinder piston) | 1 | C5AZ 3D530-A | Cap (cylinder piston) |
| 1 | C5AZ 3544-A | Clamp (ball return guide) | 1 | C5AZ 3544-A | Clamp (ball return guide) |
| 1 | D7TZ 3548-A | Housing assy. | 1 | D7TZ 3548-B | Housing assy. |
| 1 | D7TZ 3575-A | Shaft (sector) | 1 | D7TZ 3575-B | Shaft (sector) |
| 1 | D1AZ 3580-A | Cover (sector shaft) | 1 | D9AZ 3580-A | Cover (sector shaft) |
| 4 | 42999-S(B-253) | Bolt (valve housing to gear housing) | 4 | 42999-S(B-253) | Bolt (valve housing to gear housing) |
| 1 | 97628-S(QQ-7) | Ring (sector seal retaining) | 1 | 97628-S(QQ-7) | Ring (sector seal retaining) |
| 1 | 352109-S7(QQ-12) | Ring (input shaft seal retaining) | 1 | 352109-S7(QQ-12) | Ring (input shaft seal retaining) |
| 2 | 352518-S(BB-80) | Screw (clamp) | 2 | 352518-S(BB-80) | Screw (clamp) |
| 1 | 374309-S(TT-5-A) | Seat (5/16" tube) | 1 | 374309-S(TT-5-A) | Seat (5/16" tube) |
| 1 | 374480-S(TT-7-A) | Seat (3/8" tube) | 1 | 374480-S(TT-7-A) | Seat (3/8" tube) |
| 1 | 381771-S(MM-38-F) | Nut (sector shaft jam) | 1 | 381771-S(MM-38-F) | Nut (sector shaft jam) |
| 1 | 382095-S(UU-33-X) | Screw (control valve) | 1 | 382095-S(UU-33-X) | Screw (control valve) |
| 2 | 382743-S(KK-52-BB) | "O" ring (piston seal) | 2 | 382743-S(KK-52-BB) | "O" ring (piston seal) |
| 2 | 383685-S2(BB-395-F) | Bolt (cover to housing) | 2 | 383685-S2(BB-395-F) | Bolt (cover to housing) |
| PARTS LIST NO. 83-D7TZ 3504-G | | | PARTS LIST NO. 85-D9TZ 3504-C | | |
| 1 | ▲ D7AZ 3E501-A | Seal kit (sector shaft) | 1 | ▲ D7AZ 3E501-A | Seal kit (sector shaft) |
| 1 | ▲ D7AZ 3E502-A | Seal kit (input shaft) | 1 | ▲ D7AZ 3E502-A | Seal kit (input shaft) |
| 1 | D9TZ 3D517-A | Shaft & control assy. (input) "Before 5/1/79" | 1 | D9TZ 3D517-A | Shaft & control assy. (input) "Before 5/1/79" |
| 1 | D9TZ 3D517-B | Shaft & control assy. (input) "From 5/1/79" | 1 | D9TZ 3D517-B | Shaft & control assy. (input) "From 5/1/79" |
| 2 | C9AZ 3523-A | Guide (ball return) | 2 | C9AZ 3523-A | Guide (ball return) |
| 1 | D5AZ 3D525-A | Bearing (input shaft) | 1 | D8AZ 3D525-A | Bearing (input shaft) |
| 1 | D5AZ 3D526-A | Seal (input shaft) | 1 | D5AZ 3D526-A | Seal (input shaft) |
| 1 | D5AZ 3D527-A | Seal (input shaft dust) | 1 | D5AZ 3D527-A | Seal (input shaft dust) |
| 2 | D3AZ 3D529-A | Spacer (sector shaft seal) | 2 | D3AZ 3D529-A | Spacer (sector shaft seal) |
| 1 | C5AZ 3D530-A | Cap (cylinder piston) | 1 | C5AZ 3D530-A | Cap (cylinder piston) |
| 1 | C5AZ 3544-A | Clamp (ball return guide) | 1 | C5AZ 3544-A | Clamp (ball return guide) |
| 1 | D7TZ 3548-B | Housing assy. | 1 | D7TZ 3548-A | Housing assy. |
| 1 | D7TZ 3575-B | Shaft (sector) | 1 | D7TZ 3575-A | Shaft (sector) |
| 1 | D1AZ 3580-A | Cover (sector shaft) | 1 | D9AZ 3580-A | Cover (sector shaft) |
| 4 | 42999-S(B-253) | Bolt (valve housing to gear housing) | 4 | 42999-S(B-253) | Bolt (valve housing to gear housing) |
| 1 | 97628-S(QQ-7) | Ring (sector seal retaining) | 1 | 97628-S(QQ-7) | Ring (sector seal retaining) |
| 1 | 352109-S7(QQ-12) | Ring (input shaft seal retaining) | 1 | 352109-S7(QQ-12) | Ring (input shaft seal retaining) |
| 2 | 352518-S(BB-80) | Screw (clamp) | 2 | 352518-S(BB-80) | Screw (clamp) |
| 1 | 374309-S(TT-5-A) | Seat (5/16" tube) | 1 | 374309-S(TT-5-A) | Seat (5/16" tube) |
| 1 | 374480-S(TT-7-A) | Seat (3/8" tube) | 1 | 374480-S(TT-7-A) | Seat (3/8" tube) |
| 1 | 381771-S(MM-38-F) | Nut (sector shaft jam) | 1 | 381771-S(MM-38-F) | Nut (sector shaft jam) |
| 1 | 382095-S(UU-33-X) | Screw (control valve) | 1 | 382095-S(UU-33-X) | Screw (control valve) |
| 2 | 382743-S(KK-52-BB) | "O" ring (piston seal) | 2 | 382743-S(KK-52-BB) | "O" ring (piston seal) |
| 2 | 383685-S2(BB-395-F) | Bolt (cover to housing) | 2 | 383685-S2(BB-395-F) | Bolt (cover to housing) |

STEERING GEAR PARTS LIST

| Q T Y | PART NUMBER | DESCRIPTION | Q T Y | PART NUMBER | DESCRIPTION |
|-------------------------------|--------------|---|---|-----------------------|------------------------------------|
| PARTS LIST NO. 86-D9UZ 3504-A | | | PARTS LIST NO. 86-D9UZ 3504-A -- Cont'd | | |
| 1 | D5UZ 3524-C | Shaft & rack assy. (input) | 1 | D9UZ 3D729-A | Bearing kit (upper thrust) |
| 1 | D9UZ 3D525-A | Bearing (input shaft) | 1 | C5AZ 3D731-A | Seal kit (backup valve) |
| 1 | C5AZ 3D530-B | Cap (piston) | 1 | C5AZ 3D732-A | Seal kit (sector shaft) |
| | ★3C538 | Seal & gasket kit—refer to 3D731,3D732,3D733, 3D734 & 3805 seal kits | 1 | D9UZ 3D733-A | Seal kit (adjuster plug) |
| 1 | C5AZ 3544-C | Clamp (ball return guide) | 1 | C5AZ 3D734-B | Seal kit ("O"-ring) |
| 1 | D5UZ 3548-C | Housing assy. | 1 | D5UZ 3A745-A | Cap (cylinder end) |
| 1 | C5AZ 3575-E | Shaft assy. (sector) | 1 | C5AZ 3A746-A | Ring (cylinder cap retaining) |
| 1 | D9UZ 3575-A | Shaft kit—campaign 325 | 1 | D9UZ 3783-A | Actuator |
| 1 | D5UZ 3576-B | Bearing assy. (sector shaft) | 1 | C5AZ 3805-B | Seal (piston) |
| 1 | D5UZ 3580-B | Cover assy. (sector shaft) | 1 | D6TZ 3805-A | Cylinder seal kit |
| 1 | D5UZ 3581-B | Gasket (sector cover) | 1 | 34814-S | Lockwasher (sector shaft) |
| 1 | C5AZ 3647-B | Ball kit (worm) | 1 | 87144-S91 (T-5-D) | "O"-ring (piston to housing) |
| 1 | B8AZ 3A657-A | Shim kit (sector shaft)—consists of 4 shims | 2 | 351153-S(MM-32) | Nut (sector shaft) |
| 1 | D9UZ 3B700-A | Adjuster (control valve spool) | 2 | ★352518-S | Screw & washer assy. (guide clamp) |
| 1 | C5AZ 3707-B | Nut (worm thrust bearing) | 4 | 359266-S8(BB-157) | Bolt (sector cover) |
| 1 | C5AZ 3D727-A | Guide kit (ball return) | 1 | 371782-57-8(MM-160-X) | Nut (sector shaft) |
| 1 | C5AZ 3D728-A | Valve kit (check valve) | 2 | 374480-S(TT-7-A) | Seat (3/8" tube) |

**1973/79
TRUCK SERIES 100/500**

| YEAR | MODEL/RESTRICTIONS | PART NUMBER | DESCRIPTION | QTY. |
|---|--|-----------------|--|------|
| 3600 WHEEL ASSY. (STEERING) | | | | |
| 73/77 | B500 | D2TZ 3600-A | Black | 1 |
| 73/74 | E100/300 | D2UZ 3600-A | Black | 1 |
| | | D2UZ 3600-B | Blue | 1 |
| | | D2UZ 3600-C | Ginger | 1 |
| | | D2UZ 3600-D | Green | 1 |
| 75/77 | E100/350 -- w/o speed control | D4TZ 3600-A | Black | 1 |
| 74/77 | F100/350 -- w/o speed control | | | 1 |
| 78/ | E100/350 -- w/simulated leather steering wheel-2 spokes F100/350 -- w/simulated leather steering wheel-2 spokes | D8TZ 3600-C | Black | 1 |
| 78/ | E100/350 -- 3 spokes (w/ soft foam covered rim) F100/350 -- 3 spokes (w/ soft foam covered rim) | D70Z 3600-B | Black | 1 |
| | | | | 1 |
| 78/ | E100/350 -- 2 spokes (w/M/S) F100/350 -- 2 spokes (w/M/S) | D8TZ 3600-A | Black -- 16" O.D. | 1 |
| 78/ | E100/350 -- 2 spokes (w/P/S) F100/350 -- 2 spokes (w/P/S) | D8TZ 3600-B | Black -- 15" O.D. | 1 |
| | | | | 1 |
| 73 | F100/350 | D3TZ 3600-A | Black | 1 |
| | | ★ D1TZ 3600-B | Blue-r/b D3TZ 3600-A(2/80) | 1 |
| | | D1TZ 3600-D | Green | 1 |
| 75/77 | F100/350 -- w/speed control | D5TZ 3600-A | Black | 1 |
| 75/77 | E100/350 -- w/speed control | | | 1 |
| 76/77 | F100/350 -- w/o speed control | D6TZ 3600-A | Tan | 1 |
| 76/77 | F100/350 -- w/speed control | D6TZ 3600-C | Tan | 1 |
| 75/77 | F500 | D2TZ 3600-A | Black | 1 |
| | | D2TZ 3600-B | White | 1 |
| 73/76 | M450/500 -- fixed wheel | D3TZ 3600-A | Black | 1 |
| 74/76 | M450/500 -- tilt wheel | D4HZ 3600-A | | 1 |
| 73/77 | P350/500 | B6C 3600-B | Black | 1 |
| 73/77 | B-F500 | 376127-S | (MM-54-B)-nut (to shaft)-3/4"-20 | 1 |
| 73/ | E100/300, F100/350, P350/500 | 382702-S100 | (MM-160)-nut (wheel to shaft)-5/8"-18 spec. | 1 |
| 3D600 SPACER (POWER STEERING PUMP ADJUSTING BRACKET) | | | | |
| 73/77 | B-F500 -- 8 cyl. 330 M/D | ★ C4AZ 3D600-A | Not replaced | 1 |
| 75/ | E100/350 -- 6 cyl. w/o air pump | ★ D5UA 3D600-AA | Improvise - 1/2" thick 3 1/4" x 2 and 1/2" x 2 1/4" hole pattern | 1 |
| 78/ | E100/350 -- 8 cyl. 351,460- without A/C | D8TZ 3D600-A | 7/16" I.D. x 1" O.D. x 1 3/4" thick | 1 |
| 73/76 | F100/350 -- 8 cyl. 360, 390- without A/C | C8SZ 3D600-A | 7/16" I.D. x 7/8" O.D. x 9/16" thick | AR |
| 73/76 | M450/500 | D3TZ 3D600-A | | 1 |
| 73/ | F100 -- 8 cyl. 302-without A/C | 384542-S2 | (XX-173-G)-spacer (used as pump mounting bracket)- 7/16" flat x 3/4" long | 1 |
| 73/ | F100/350 -- 6 cyl.-without A/C | 382582-S100 | (XX-179-A)-spacer (used for pump mounting bracket)- 1/2" flat | AR |
| 3L600 COVER KIT (STEERING WHEEL) | | | | |
| 78/ | E/F100/350 | D8AZ 3L600-A | Black | 1 |
| | | D8AZ 3L600-B | Red | 1 |
| | | D8AZ 3L600-C | Tan | 1 |

1973/79
TRUCK SERIES 100/500

| YEAR | MODEL/RESTRICTIONS | PART NUMBER | DESCRIPTION | QTY. |
|---|---|----------------|-------------|------|
| 3601-7 | Refer to Power Steering Pump Section 36.1, page 1 | | | |
| 3F609 HANDLE and SHANK ASSY. (TILT STEERING WHEEL LEVER) | | | | |
| 74/76 | M450/500 -- w/tilt wheel | ★ D4HZ 3F609-A | | 1 |
| 3610 | Refer to Steering Gear Section 35.1, page 1 | | | |
| 3C610 RETAINER (STEERING COLUMN SHAFT UPPER BEARING) | | | | |
| 73/ | E100/300 | C9AZ 3C610-A | | 1 |
| 73/ | F100/350 "From Ser. U00,001" | D0AZ 3C610-B | | 1 |
| 75/ | E100/350 | | | 1 |
| 3E610-7 | Refer to Steering Gear Section 35.1, page 1 | | | |
| 3-3618 | Refer to Power Steering Pump Section 36.1, page 1 | | | |
| 3C618 | Refer to group 3A635 | | | |
| 3F620 STOP (SPINDLE CONNECTING ROD CLAMP) | | | | |
| 75 | E100/350 | D5UZ 3F620-A | | 1 |
| 78/ | E100/150 -- w/front stab. bar | D8TZ 3F620-A | | 1 |
| 3-3621 | Refer to Power Steering Pump Section 36.1, page 1 | | | |
| 3E621-6 | Refer to Steering Gear Section 35.1, page 1 | | | |
| 3-3627 | Refer to Power Steering Pump Section 36.1, page 1 | | | |
| 3631 CONTACT (HORN BUTTON) | | | | |
| 73/77 | P350/500 | 7RC 3631 | | 1 |
| 3B631 | SEAL (STEERING GEAR SHAFT) - Improve | | | |
| 3B633 PLATE (STEERING COLUMN OPENING COVER) | | | | |
| 75/ | E100/350 | D5UZ 3B633-A | | 1 |
| 73/77 | F100/350 | D3TZ 3B633-B | | 1 |
| 73/76 | M450/500 | | Cut to fit | 1 |
| 3-3633 | Refer to Power Steering Pump Section 36.1, page 1 | | | |

POWER STEERING INSTALLATION KITS
REFER TO SECTION 36.2 FOR KIT DETAILS

| YEAR | MODEL | TRANS. | ENGINE | | LINKAGE KIT | PUMP KIT | ADAPTER KIT POWER STEERING TO AIR CONDITIONER | QTY. |
|---|-------------------|--------|---------|--------------------|-------------------|-----------------|---|-------|
| | | | CYL. | C.I.D. (C.C.D.) | | | | |
| 3A635 POWER STEERING INSTALLATION KIT | | | | | | | | |
| ● With thermactor - use C5AZ 3A733-D and C9PZ 8620-BU ▲ With thermactor - use C5AZ 3A733-D and C9PZ 8620-BH | | | | | | | | |
| ◆ With thermactor - use (1) D0AZ 3A733-A and (1) D0AZ 8620-E | | | | | | | | |
| § With thermactor - use (1) D4UZ 6A312-A, (1) D4UZ 9350-D and (1) D3UZ 9G281-A | | | | | | | | |
| 73/74 | E100/300 | | 6 | 240,300 | Incl. in pump kit | ★▲ D3UZ 3A635-A | Not required | 1 |
| 73 | E100/300 | | 8 | 302 | Incl. in pump kit | ★ D4UZ 3A635-A | Not required | 1 |
| 74 | E100/300 | | 8 | 302 | Incl. in pump kit | § D4UZ 3A635-A | Not required | 1 |
| 75/ | E100/350 | | | | Not available | Not available | Not available | |
| 73 | F100/350 -- 2/W/D | 3/M/T | 6 | 240,300 | ★ D3TZ 3A635-A | ●▲ D3TZ 3C618-A | Not required | 1 ea. |
| | | 4/M/T | | | ◆ D3TZ 3A635-B | | | |
| | | A/T | | | ★ D3TZ 3A635-C | | | |
| | | 3/M/T | 8 | 302 | ★ D3TZ 3A635-A | D3TZ 3C618-B | Not required | 1 ea. |
| | | 4/M/T | | | ★ D3TZ 3A635-B | | | |
| | | A/T | | | ★ D3TZ 3A635-C | | | |
| | 3/M/T | 8 | 360,390 | ★ D3TZ 3A635-A | D3TZ 3C618-C | D1TZ 3A635-D | 1 ea. | |
| | 4/M/T | | | ▲ D3TZ 3A635-B | | | | |
| | A/T | | | ★ D3TZ 3A635-C | | | | |

**1973/79
TRUCK SERIES 100/500**

POWER STEERING INSTALLATION KITS
REFER TO SECTION 36.2 FOR KIT DETAILS

| YEAR | MODEL | TRANS. | ENGINE | | LINKAGE KIT | PUMP KIT | ADAPTER KIT POWER STEERING TO AIR CONDITIONER | QTY. |
|---|------------------|-----------------------|--------|--------------------|--|-----------------|---|-------|
| | | | CYL. | C.I.D. (C.C.D.) | | | | |
| 3A635 POWER STEERING INSTALLATION KIT — Cont'd | | | | | | | | |
| ● With thermactor — use C5AZ 3A733-D and C9PZ 8620-BU ▲ With thermactor — use C5AZ 3A733-D and C9PZ 8620-BH | | | | | | | | |
| ◆ With thermactor — use (1) D0AZ 3A733-A and (1) D0AZ 8620-E | | | | | | | | |
| § With thermactor — use (1) D4UZ 6A312-A, (1) D4UZ 9350-D and (1) D3UZ 9G281-A | | | | | | | | |
| 74 | F100/300 — 2/W/D | 3/M/T 4/M/T A/T | 6 | 240,300 | ★ D4TZ 3A635-C ★ D4TZ 3A635-B ★ D4TZ 3A635-A | ● D3TZ 3C618-A | Not required | 1 ea. |
| | | 3/M/T 4/M/T A/T | 8 | 302 | ★ D4TZ 3A635-C ★ D4TZ 3A635-B ★ D4TZ 3A635-A | ★ D3TZ 3C618-B | Not required | 1 ea. |
| | | 3/M/T 4/M/T A/T | 8 | 360,390 | ★ D4TZ 3A635-C ★ D4TZ 3A635-B ★ D4TZ 3A635-A | D3TZ 3C618-C | D1TZ 3A635-D | 1 ea. |
| | | A/T | 8 | 460 | ★ D4TZ 3A635-A | ◆★ D4TZ 3C618-A | Not required | 1 |
| 75/ | F100/350 — 2/W/D | | | | Not available | Not available | Not available | |
| 73/74 | F100 — 4/W/D | | 8 | 360 | Incl. in pump kit | ★ D3TZ 3A635-E | D1TZ 3A635-D | 1 |
| | F250 — 4/W/D | | 8 | 360 | Incl. in pump kit | ★ D3TZ 3A635-F | D1TZ 3A635-D | 1 |
| 75/ | F100/350 — 4/W/D | | | | Not available | Not available | Not available | |

| YEAR | MODEL/RESTRICTIONS | PART NUMBER | DESCRIPTION | QTY. |
|--|--|-------------|----------------------|------|
| 3641 BOLT (STEERING COLUMN TUBE FLANGE TO TUBE) | | | | |
| 73/ | F100/350, M450/500 | 8M 3641-B | 1/4"-28 x 3/4" | 2 |
| 75/ | E100/350 | | | 2 |
| | | 351754-S33 | (MM-167)-nut-1/4"-28 | 2 |
| 78/ | E100/350 — w/fixed wheel F100/350 — w/fixed wheel | D0AZ 3641-A | 1/4"-20 x 1 3/16" | 2 |

3A642-5 Refer to Power Steering Pump Section 36.1, page 1

3647 Refer to Steering Gear Section 35.1, page 1

| | | | | |
|---|----------------------------|-------------|--|---|
| 3649 EMBLEM ASSY. (STEERING WHEEL HUB) | | | | |
| 78/ | E/F100/350 — w/sport wheel | D8TZ 3649-A | | 1 |

| | | | | |
|--|--|--------------|---|---|
| 3A650 VALVE REPAIR KIT (POWER STEERING HYDRAULIC CONTROL) | | | | |
| 73/74 | E100/300 | C3AZ 3A650-B | Incl. (2) "O" rings, (1) cover, (2) screws, (2) seals, (1) clamp, (2) bushings, (1) gasket | 1 |
| 73/75 | F100 — 4/W/D | D3TZ 3A650-A | Incl. (2) springs, (2) glands, (6) "O" rings, (2) reaction rings, (2) lock rings | 1 |
| 73/74 | F250 — 4/W/D with Garrison type control valve "Before Ser. T80,001" | | | 1 |
| 74/77 | F250 — 4/W/D with Bendix type control valve "From Ser. T80,001 to Y60,001" | D4TZ 3A650-A | Incl. (1) plug, (4) seals, (2) valves, (2) "O" rings, (2) quad rings | 1 |

| | | | | | | |
|--|----------------|--------------|----------------|--------|-----------|-----|
| 3C651 BOOT and INSULATOR KIT (POWER STEERING HYDRAULIC CONTROL VALVE) | | | | | | |
| 73/74 | E100/300 | D1UZ 3C651-A | | 1 | | |
| Consists of | | | | | | |
| | 2-C70A 3A344-A | Insulator | 1-AJ 3652-A | Spacer | 1-33925-S | Nut |
| | 2-D1UA 3A345-A | Washer | 1-C3AZ 3C755-A | Clamp | 1-45218-S | Nut |
| | 1-C3AA 3C528-A | Boot | | | | |

| | | | | |
|--|------------------------------|--------------|---|---|
| 3D651 FLANGE ASSY. (STEERING COLUMN TUBE-LOWER) | | | | |
| 78/ | E100/350 W/Tilt wheel | D4AZ 3D651-A | | 1 |
| 78/ | F100/350 W/Tilt wheel | | | 1 |
| 3E651 ABSORBER (STEERING SHOCK) | | | | |
| 73/75 | F100 — 4/W/D | C8TZ 3E651-B | 17 1/16" compressed-3/8"-16 threads-incl. 2 nuts- | 1 |
| 73/77 | F250 — 4/W/D "Before 4/1/77" | | Use w/kit C8TZ 3E655-B | |

1973/79
TRUCK SERIES 100/500

| YEAR | MODEL/RESTRICTIONS | PART NUMBER | DESCRIPTION | QTY. |
|---|---|-------------------|--|------|
| 3E651 ABSORBER (STEERING SHOCK) — Cont'd | | | | |
| 77/ | F250 -- 4/W/D "From 4/1/77" | D7TZ 3E651-A | 12 1/2" compressed | 1 |
| | F150 -- 4/W/D Super cab | | | 1 |
| 79 | F350 -- 4/W/D | | | 1 |
| 76/ | F100/150 -- 4/W/D w/Req. cab | D6TZ 3E651-A | 12 1/2" compressed 3/8"-16 threads-incl. 2 nuts | 1 |
| 3A652 BRACKET (POWER STEERING CYLINDER MOUNTING) | | | | |
| 73/74 | E100/300 | ★ D1UZ 3A652-A | # D1UA 3A652-AC | 1 |
| 73/75 | F100 -- 4/W/D | D3TZ 3A652-A | # D3TA 3A652-AB | 1 |
| 73/77 | F250 (exc. Crew Cab) -- 4/W/D | D3TZ 3A652-B | # D3TA 3A652-BB | 1 |
| 73/77 | F250 (Crew Cab) -- 4/W/D | D3TZ 3A652-C | # D3TS 3A652-AB | 1 |
| 3E652-3 BRACKET (STEERING SHOCK ABSORBER) | | | | |
| 73/75 | F100 -- 4/W/D | (RH) DOTZ 3E652-A | (LH) D1TZ 3E653-A | 1 |
| 76/77 | F100/250 -- 4/W/D w/3280 28 1/4" long | (RH) DOTZ 3E652-A | (LH) D6TZ 3E653-A | 1 |
| 77 | F150 -- 4/W/D w/3280 55 1/8" long | (RH) D7TZ 3E652-A | (LH) D7TZ 3E652-A | 1 |
| 78/ | F150 -- 4/W/D | (RH) D8TZ 3E652-A | (LH) D8TZ 3E652-A | 1 |
| 73/ | F100/150 4/W/D | | 56740-S2 (B323) Bolt (bracket to drag link) 3/8"-16 x 1 1/8" | 2 |
| | | | 386230-S2 (BB-545-EZ) Bolt (bracket to frame) - 3/8" - 16 x 1" | 2 |
| 76/77 | F250 M/S -- 4/W/D "Before Ser. Y40,001" | (RH) DOTZ 3E652-A | (LH) D6TZ 3E653-B | 1 |
| | | | 376256-S (BB-545-B)-bolt (bracket to c/member)-5/16"-18 x 1" | 2 |
| 77/ | F250 -- 4/W/D "From Ser. Y40,001" | (RH) | (LH) D6TZ 3E653-A | 1 |
| 79 | F350 -- 4/W/D | | | 1 |
| 3C653 BRACKET (STEERING ARM STOP) | | | | |
| 73/74 | E100/300 | ★ D1UZ 3C653-A | Front-incl. stop bolt and nut-Not replaced (5/79) | 1 |
| | | ★ D1UZ 3C653-B | Rear-incl. stop bolt and nut-Not replaced (5/79) | 1 |
| | | ★384526-S2 | Bolt (stop bracket to frame)-3/8"-16 x 1" | AR |
| 3E653 Refer to group 3E652 | | | | |
| 3D654 Refer to Power Steering Pump Section 36.1, page 1 | | | | |
| 3E654 U-BOLT (STEERING SHOCK ABSORBER) | | | | |
| 73/75 | F100 -- 4/W/D and M/S | C8TZ 3E654-A | Incl. (4) lock nuts | 2 |
| 73/75 | F100 -- 4/W/D and P/S | C8TZ 3E654-B | Incl. (4) lock nuts | 2 |
| 76/ | F100/250 -- 4/W/D (exc. Crew Cab) | D6TZ 3E654-A | Incl. (4) lock nuts | 2 |
| 73/77 | F100/250(exc. Crew Cab) -- 4/W/D and P/S | D3TZ 3E654-A | Incl. (2) nuts-use to attach 3A652 to axle | 2 |
| 73/ | F250(Crew Cab) -- 4/W/D and P/S | D3TZ 3E654-C | Incl. (2) nuts | 1 |
| 73/76 | F100 -- 4/W/D and M/S | 34976-S | (M-89-CA)-nut-5/16"-18 | 4 |
| 3D655 SPRING (STEERING COLUMN POSITION) | | | | |
| 78/ | E100/350 w/tilt wheel | DOAZ 3D655-A | | 1 |
| | F100/350 w/tilt wheel | | | 1 |
| 3E655 INSULATOR and WASHER KIT (STEERING SHOCK ABSORBER) | | | | |
| 73/ | F100/150 -- 4/W/D | C8TZ 3E655-B | Incl. (2) washers-inner, (2) washers-outer,(2) nuts, (4) insulators | 1 |
| 3A656 Refer to group 3A719 | | | | |
| 3C656 FITTING KIT (POWER STEERING CONTROL VALVE HOSE) | | | | |
| 73/77 | F100/250 -- 4/W/D | D3TZ 3C656-A | Incl. (4) male connectors | 1 |
| 3D656 BUMPER (STEERING COLUMN TUBE UPPER FLANGE) | | | | |
| 78/ | E100/350 -- w/tilt wheel | DOAZ 3D656-A | | 1 |
| | F100/350 -- w/tilt wheel | | | 1 |

1973/79
TRUCK SERIES 100/500

| YEAR | MODEL/RESTRICTIONS | PART NUMBER | DESCRIPTION | QTY. |
|--|--|---------------|--|------|
| 3E656 PLATE (STEERING COLUMN SUPPORT) | | | | |
| 73/74 | E100/300 | C8UZ 3E656-A | | 1 |
| 3A657 Refer to Steering Gear Section 35.1, page 1 | | | | |
| 3A658 SPACER BUSHING (POWER STEERING CONTROL VALVE SPOOL) | | | | |
| 73/74 | E100/300 | C1AA 3A658-A | | 1 |
| 3C660 WASHER (STEERING SHAFT COUPLING BOLT) | | | | |
| 73/74 | E-F100/350 -- 2/W/D | C30Z 3C660-A | | 2 |
| 3B661 LEVER (STEERING COLUMN LOCKING) | | | | |
| 78/ | E100/350 -- w/tilt wheel | DOAZ 3B661-A | | 1 |
| | F100/350 -- w/tilt wheel | | | 1 |
| 3B664 SPRING (STEERING COLUMN LOCKING LEVER) | | | | |
| 78/ | E100/350 -- w/tilt wheel | DOAZ 3B664-A | | 1 |
| | F100/350 -- w/tilt wheel | | | 1 |
| 3668 CLAMP (STEERING COLUMN TO INSTRUMENT PANEL) | | | | |
| 75/ | E100/350 -- All | D5UZ 3668-A | Clamp | 1 |
| 73/ | F100/350 -- M/S -- 2/W/D & 4/W/D | D3TZ 3668-A | Bracket | 1 |
| 73/ | F100/350 -- P/S -- 2/W/D | D3TZ 3668-B | Bracket | 1 |
| 73/75 | F100/350 -- 2/W/D | C9TZ 3668-A | Clamp | 1 |
| 73/75 | F100/250 -- 4/W/D | C5TZ 3668-B | Clamp | 1 |
| 76/ | F100/350 | | | 1 |
| 73/77 | F500(84) | C7TZ 3668-D | Clamp | 1 |
| 73/77 | F500(85) | C7TZ 3668-A | Clamp | 1 |
| 73/76 | M450/500 -- w/tilt wheel | D3HZ 3668-A | # D3HS 3668-AA | 2 |
| 74/76 | M450/500 -- w/tilt wheel | ★ | # D4HS 3668-AA-improvised | 2 |
| 73/77 | P350/500 | TAAA 3668-A | Clamp | 1 |
| 73/ | F100/350 | 56320-S4 | (B-318-GD)-bolt (bracket to dash panel)-5/16"-18 x 3/4" | 3 |
| | | 23440-S | (B-10)-bolt (clamp to column)-3/8"-16 x 1 1/4" | AR |
| | | 382535-S100 | (MM-173-MX)-nut-3/8"-16 | AR |
| 73/77 | F500 | 50539-S2 | (U-151-H)-bolt (clamp to column bracket)-5/16"-18 x 3/4" | 2 |
| 3C668 BEARING (STEERING COLUMN SHAFT UNIVERSAL JOINT) | | | | |
| 73/77 | F100/250 -- 4/W/D | C6TZ 3C668-A | | 2 |
| 3C669 SPRING (STEERING COLUMN SHAFT UNIVERSAL JOINT) | | | | |
| 73/77 | F100/250 -- 4/W/D | C6TZ 3C669-A | | 1 |
| 3670 Refer to Power Steering Pump Section 36.1, page 1 | | | | |
| 3A670 Refer to Steering Gear Section 35.1, page 1 | | | | |
| 3C672 RETAINER (STEERING COLUMN SHAFT UNIVERSAL JOINT) | | | | |
| 73/77 | F100/250 -- 4/W/D | C6TZ 3C672-A | | 1 |
| 3673 INSULATOR (STEERING WHEEL HORN RING) | | | | |
| 73/74 | E100/300 | B5A 3673-A | | 3 |
| 3B673 Refer to Steering Gear Section 35.1, page 1 | | | | |
| 3A674 Refer to Power Steering Pump Section 36.1, page 1 | | | | |
| 3A675 SPRING CENTERING KIT (POWER STEERING CONTROL VALVE) | | | | |
| 73/74 | E100/300 | D1UZ 3A675-A | Incl. (1) spring, (1) spacer, (1) "O" ring, (1) nut, (2) spring seats and (2) washers | 1 |
| 74/77 | F250 4/W/D with Bendix control valve "From Ser. T80,001 to Y60,001" | D4TZ 3A675-A | Incl. (1) Spring, (1) Spacer, (2) shims (2) spring seats, (1) spring washer, (1) nut, (3) bolts, (3) tab washers | 1 |
| 3B676 Refer to group 3A526 | | | | |
| 3678 BRACKET (STEERING COLUMN TO INSTRUMENT PANEL) | | | | |
| 73/77 | B500 | C7TZ 3678-A | | 1 |
| 73/74 | E100/300 | ★ C8UZ 3678-A | Not replaced (5/79) | 1 |

**1973/79
TRUCK SERIES 100/500**

| YEAR | MODEL/RESTRICTIONS | PART NUMBER | DESCRIPTION | QTY. |
|--|---|----------------|---|------|
| 3678 BRACKET (STEERING COLUMN TO INSTRUMENT PANEL) — Cont'd | | | | |
| 73/77 | F500(84) | C7TZ 3678-A | | 1 |
| 73/77 | F500(85) | C7TZ 3678-B | | 1 |
| 73/76 | M450/500 -- w/ fixed wheel | D3HZ 3678-A | # D3HS 3678-EA | 1 |
| 74/76 | M450/500 -- w/ tilt wheel | D4HZ 3678-A | | 1 |
| 73/77 | P350 | TRAA 3678-A | | 1 |
| 73/77 | P400/500 | B7J 3678-A | | 1 |
| 3D681 RETAINER ASSY. (STEERING COLUMN LOWER BEARING) | | | | |
| 73 | F100/350 -- 2/W/D "Before Ser. S40,001" | C5TZ 3D681-A | | 1 |
| 75/ | F100/350 -- 2/W/D | | | 1 |
| 73 | F100/250 -- 4/W/D- "Before Ser. S40,001" | | | 1 |
| | | 20426-S8 | (B-55)-bolt (clamp)-5/16"-18 x 1 1/4" | 1 |
| | | 34130-S8 | (M-149)-nut-5/16"-18 | 1 |
| | | 34806-S7 | (X-64)-lockwasher-5/16" | 1 |
| 73/ | F100/250 -- 4/W/D- "From Ser. S40,001" | D3TZ 3D681-A | Bearing, sleeve and retainer assy. | 1 |
| 78/ | F100/350 | D3TZ 3D681-A | | 1 |
| 75/ | E100/350 | C5TZ 3D681-A | | 1 |
| 3D683 Refer to Power Steering Section 36.1, page 1 | | | | |
| 3D684 Refer to Power Steering Pump Section 36.1, page 1 | | | | |
| 3E685 Refer to group 3513 | | | | |
| 3685 KEY (DOOR and IGNITION LOCK BLANK) — Also refer to Body group 22053 | | | | |
| 73/77 | P350/500 | B9A 3685-A | | 2 |
| 3B688 Refer to Power Steering Pump Section 36.1, page 1 | | | | |
| 3D688 Refer to Steering Gear Section 35.1, page 1 | | | | |
| 3691 Refer to group 3A719 | | | | |
| 3A691 Refer to Power Steering Pump Section 36.1, page 1 | | | | |
| 3693 SLEEVE (STEERING COLUMN TUBE TO BRACKET) | | | | |
| 73/77 | P350/500 | B7T 3693-A | | 1 |
| 73/76 | M450/500 -- w/ fixed wheel | D3HZ 3693-A | # D3HS 3693-AA | 1 |
| 74/76 | M450/500 -- w/ tilt wheel | ★ D4HS 3693-AA | Improvise | 1 |
| 3C694 BRACKET (STEERING GEAR HOUSING) | | | | |
| 73/76 | M450/500 -- 8 cyl. 360 and 390 | D3HZ 3C694-A | # D3HS 3C694-AA | 1 |
| 74/76 | M450/500 -- 8 cyl. 460 | D4HZ 3C694-A | # D4HS 3C694-AA | 1 |
| 3A696-7 Refer to Power Steering Pump Section 36.1, page 1 | | | | |
| 3A697 RESERVOIR (POWER STEERING AUXILIARY) — Also refer to Power Steering Pump Section 36.1, page 1 | | | | |
| 73/74 | E100/300 | D1UZ 3A697-A | # D1UA 3E773-AB | 1 |
| 3A698 Refer to Power Steering Pump Section 36.1, page 1 | | | | |
| 3-3698 Refer to group 3B130 | | | | |
| 3699 CLAMP (STEERING COLUMN TUBE TO INSTRUMENT PANEL BRACKET) | | | | |
| 73/77 | P350/500 | TAAA 3699-A | | 1 |
| 3D699 CLAMP (STEERING COLUMN SHAFT LOWER COUPLING) | | | | |
| 73/77 | F100/250 -- 4/W/D | D1TZ 3D699-A | Incl. (1) 384192-S2 bolt and (1) 34978-S4 nut | 1 |
| | | 384192-S2 | Bolt (clamp to shaft)-7/16"-14 x 1 13/16" | 1 |
| 3A700 Refer to P/S Pump Section 36.1, page 1 | | | | |
| 3C705 CAP KIT (POWER STEERING CONTROL VALVE SPOOL CENTERING SPRING) | | | | |
| 73/74 | E100/300 | C2AZ 3C705-B | Incl. (1) Cap, (1) "O" ring, (1) Adapter Plate and (2) Screw & washer assy. | 1 |

**1973/79
TRUCK SERIES 100/500**

| YEAR | MODEL/RESTRICTIONS | PART NUMBER | DESCRIPTION | QTY. |
|---|---|----------------|---|------|
| 3C705 CAP KIT (POWER STEERING CONTROL VALVE SPOOL CENTERING SPRING) — Cont'd | | | | |
| 73/75 | F100 -- 4/W/D | D3TZ 3C705-A | Incl. (1) felt plug, (1) reducer, (1) dust seal, | 1 |
| 73/74 | F250 -- 4/W/D w/Garrison control valve "Before Ser. T80,001" | | (1) end cover, (1) clamp assy., (2) lock rings | 1 |
| 3A706 Refer to Front Axle Parts List Section 30, page 1 | | | | |
| 3707 Refer to Steering Gear Section 35.1, page 1 | | | | |
| 3E710 VALVE KIT (POWER STEERING CONTROL VALVE RETURN PORT RELIEF) | | | | |
| 73/74 | E100/300 | COAZ 3E710-A | Incl. (1) AC 33710-A valve, (1) 372896-S tube seat | 1 |
| 74/77 | F250 -- 4/W/D w/Bendix control valve | | | 1 |
| 3A711 Refer to Power Steering Pump Section 36.1, page 1 | | | | |
| 3B711 STUD (POWER STEERING CYLINDER) | | | | |
| 73/77 | F100/250 -- 4/W/D | D3TZ 3B711-A | Incl. (1) stud and (1) nut | 1 |
| 3A713-4 Refer to group 3A719 | | | | |
| 3E714 RETAINER (STEERING GEAR MOUNTING BOLT) | | | | |
| 73/77 | B-F500 -- M/S | C7TZ 3E714-E | # C8TA 3E714-E-7 15/16" long x 1/16" thick x 1" wide-(2) 29/64" holes | 2 |
| | B-F500 -- P/S | C7TZ 3E714-G | # C8TA 3E714-G-8" long x 1/16" thick x 1 1/4" wide-(2) 5/8" holes-retains (2) steering gear bolt heads at frame | 1 |
| | B-F500 -- P/S | ★ C9TA 3E714-A | # C9TA 3E714-A-4 1/2" long x 1/16" thick x 1 1/4" wide-(1) 15/32" hole and (1) 21/32" hole hole-retains (2) steering gear bolt heads at (7A576) bracket-improvise | 1 |
| 73/76 | M450/500 | D3TZ 3E714-B | | 1 |
| | | D3TZ 3E714-A | | 1 |
| 3A717 Refer to group 3A719 | | | | |

| IDENTIFICATION | PART NUMBER | IDENTIFICATION | PART NUMBER |
|--|--------------|------------------|--------------|
| 3A719 HOSE ASSY. (POWER STEERING) | | | |
| D5TA 3A212-EA | D5TZ 3A212-A | D6TA 3A713-JA | D6TZ 3A713-D |
| D1UA 3F500-AA | D1UZ 3F500-A | D6TA 3A713-RA | D6TZ 3A713-C |
| D1UA 3F500-AB | D1UZ 3F500-B | D6TA 3A713-RB | D6TZ 3A713-C |
| D4UA 3F500-FA | D4UZ 3F500-A | D7TA 3A713-RA | D7TZ 3A713-G |
| D1UA 3F504-BA | D1UZ 3691-B | D7TA 3A713-RB | D7TZ 3A713-G |
| D1UA 3F504-BB | D1UZ 3691-B | D7TA 3A713-AAA | D7TZ 3A713-F |
| D6TA 3F626-AA | D6TZ 3A719-E | D7TA 3A713-AAB | D7TZ 3A713-F |
| D6TA 3F634-AC | D6TZ 3A717-B | D7TA 3A713-AFA | D7TZ 3A713-H |
| C6TS 3691-F | C7TZ 3691-B | D7UA 3A713-AEA | D7UZ 3A713-A |
| C7TA 3691-A | C7TZ 3691-A | D7UA 3A713-AKA | D7UZ 3A713-C |
| D0TA 3691-A | D3TZ 3691-B | ED D8TA 3A713-BA | D8TZ 3A713-C |
| D1UA 3691-AB | D1UZ 3691-A | D8TA 3A713-FA | D8TZ 3A713-C |
| D1UA 3F504-AA | D1UZ 3691-A | D8TA 3A713-GA | D8TZ 3A713-D |
| D6TA 3B702-AC | D6TZ 3A714-B | D8TA 3A713-GB | D8TZ 3A713-D |
| C7TA 3A713-D | C7TZ 3A713-B | D8TA 3A713-HA | D8TZ 3A713-B |
| D1UA 3A713-AA | D1UZ 3A713-A | D8TA 3A713-KA | D8TZ 3A713-E |
| D1UA 3A713-AB | D1UZ 3A713-A | D8TA 3A713-LA | D8TZ 3A713-H |
| D1UA 3A713-AC | D1UZ 3A713-A | ED D8TA 3A713-LA | D8TZ 3A713-H |
| D1UA 3A713-AD | D1UZ 3A713-A | D8TA 3A713-MA | D8TZ 3A713-F |
| D3TA 3A713-EA | D3TZ 3A713-D | ED D8TA 3A713-MA | D8TZ 3A713-F |
| D3TA 3A713-HA | D3TZ 3A713-F | D8TA 3A713-NA | D8TZ 3A713-J |
| D4HS 3A713-AA | D4HZ 3A713-A | D9TA 3A713-FA | D8TZ 3A713-E |
| D5TA 3A713-AMA | D5TZ 3A713-B | D9TA 3A713-RA | D8TZ 3A713-F |
| D5TA 3A713-ARA | D5TZ 3A713-A | D9TA 3A713-SA | D8TZ 3A713-H |
| D5UA 3A713-AKA | D5UA 3A713-A | D1UA 3A714-AD | D1UZ 3A714-B |
| D7TA 3A713-DA | D7TZ 3A713-A | D3TA 3A714-AA | D3TZ 3A714-A |
| ED D7TA 3A713-EA | D7TZ 3A713-E | D3TA 3A714-BA | D3TZ 3A714-B |
| D7TA 3A713-EB | D7TZ 3A713-E | D4TA 3A714-AA | D4TZ 3A714-A |
| D6TA 3A713-HA | D6TZ 3A713-F | D1UA 3A717-AD | D1UZ 3A717-B |
| D6TA 3A713-UA | D6TZ 3A713-E | D3TA 3A717-AA | D3TZ 3A717-A |

1973/79
TRUCK SERIES 100/500

| IDENTIFICATION | | PART NUMBER | | IDENTIFICATION | | PART NUMBER | |
|--|-----------|-------------|---------|----------------|-----------|-------------|---------|
| 3A719 HOSE ASSY. (POWER STEERING) — Cont'd | | | | | | | |
| D3TA | 3A717-BA | D3TZ | 3A717-B | D6TA | 3A719-MA | D3TZ | 3A719-C |
| D4TA | 3A717-AA | D4TZ | 3A717-A | D6TA | 3A719-NA | D3TZ | 3A719-D |
| C7TA | 3A719-D | C7TZ | 3A719-C | D6UA | 3A719-KA | D6UZ | 3A719-B |
| C7TA | 3A719-U | C7TZ | 3A719-C | D6UA | 3A719-KB | D6UZ | 3A719-B |
| D0TA | 3A719-C | D3TZ | 3A719-J | ED D6UA | 3A719-KB | D6UZ | 3A719-B |
| D1UA | 3A719-AA | D1UZ | 3A719-A | D7TA | 3A719-DA | D7TZ | 3A719-A |
| D1UA | 3A719-AB | D1UZ | 3A719-A | D7TA | 3A719-EA | D7TZ | 3A719-B |
| D3TA | 3A719-EA | D3TZ | 3A719-F | D7TA | 3A719-EB | D7TZ | 3A719-B |
| D3TA | 3A719-FA | D3TZ | 3A719-G | D7TA | 3A719-AAA | D7TZ | 3A719-F |
| D3TA | 3A719-GA | D3TZ | 3A719-B | D7TA | 3A719-AAB | D7TZ | 3A719-F |
| D3TA | 3A719-HA | D3TZ | 3A719-C | D7TA | 3A719-ABA | D7TZ | 3A719-E |
| D3TA | 3A719-JA | D3TZ | 3A719-D | D7TA | 3A719-ABB | D7TZ | 3A719-E |
| D3TA | 3A719-KA | D3TZ | 3A719-H | D8TA | 3A719-AA | D8TZ | 3A719-A |
| D4HS | 3A719-BA | D4HZ | 3A719-A | ED D8TA | 3A719-AA | D8TZ | 3A719-A |
| D5TA | 3A719-ANA | D5TZ | 3A719-B | D8TA | 3A719-BA | D8TZ | 3A719-B |
| D5UW | 3A719-GA | D5UZ | 3A719-A | ED D8TA | 3A719-BA | D8TZ | 3A719-B |
| D5UW | 3A719-GB | D5UZ | 3A719-A | D8TA | 3A719-DA | D8TZ | 3A719-C |
| D5UA | 3A719-GC | D5UZ | 3A719-A | ED D8TA | 3A719-DA | D8TZ | 3A719-C |
| D6TA | 3A719-EA | D6TZ | 3A719-A | D8TA | 3A719-EA | D8TZ | 3A719-D |
| D6TA | 3A719-EB | D6TZ | 3A719-A | ED D8TA | 3A719-EA | D8TZ | 3A719-D |
| D6TA | 3A719-EC | D6TZ | 3A719-A | ED D8TA | 3A719-FA | D8TZ | 3A719-E |
| D6TA | 3A719-GA | D6TZ | 3A719-C | D9TA | 3A719-DA | D8TZ | 3A719-E |
| D6TA | 3A719-GB | D6TZ | 3A719-C | D9TA | 3A719-JA | D8TZ | 3A719-B |
| D6TA | 3A719-GC | D6TZ | 3A719-C | D5UA | 3B748-AA | D5UZ | 3A713-A |
| D6TA | 3A719-LA | D3TZ | 3A719-B | C8TA | 3B755-A | D3TZ | 3B755-A |

| YEAR | MODEL/RESTRICTIONS | APPROX. DEVEL LENGTH (INCHES) | PART NUMBER | DESCRIPTION | QTY. |
|---|--------------------|-------------------------------|-------------|-------------|------|
| 3A719 HOSE ASSY. (POWER STEERING) — Cont'd. | | | | | |

MODEL APPLICATION CHART

All power steering hoses are listed under basic number 3A719. The description column indicates functions of the parts.
 Notes: Δ Improvise from bulk hose D0HZ 3B719-A and attach with 8287 clamps. \bullet Includes hoses, tubes and connector assy.
 $@$ Cut to required length from C7AZ 3A005-A (3/8" I.D.-5/8" O.D.) bulk hose and use 8287 clamps.
 \blacksquare Cut rubber hose portion to req'd. length for 8 cyl.

| | | | | | |
|-------|------------------------|--------|--------------------------|---|---|
| 73/77 | B500 -- 6 cyl. 53 1/8 | | C7TZ 3A719-C | Pump to steering gear (pressure) | 1 |
| | | 14 | C7TZ 3A713-B | Steering gear to reservoir (return) | 1 |
| | | 10 3/4 | C7TZ 3691-B | Reservoir pump | 1 |
| 73/74 | E100/300 -- 6 cyl. | 46 5/8 | D3TZ 3A719-H | Pump to steering gear (pressure) | 1 |
| | | | D3TZ 3A713-F | Steering gear to reservoir (return) | 1 |
| | | | \bullet D1UZ 3F500-C | From aux. reservoir to pump reservoir outlet tube-1973 | 1 |
| 73/74 | E100/300 -- 8 cyl. | | \bullet ★ D4UZ 3F500-A | From aux. reservoir to pump reservoir outlet tube-1974-Not replaced | 1 |
| | | 15 | Δ 3F502 | Hose-upper-return to aux. reservoir (also part of 3F500) | 1 |
| | | 9 | Δ 3F503 | Hose-upper-supply from aux. reservoir (also part of 3F500) | 1 |
| | | | ★ D1UZ 3691-B | Pump reservoir outlet tube | 1 |
| | | | D1UZ 3F500-A | From aux. reservoir to pump reservoir | 1 |
| 73/74 | E100/300 -- 8 cyl. | 18 | Δ 3F502 | Hose-upper-return to aux. reservoir (also part of 3F500) | 1 |
| | | 12 | Δ 3F503 | Hose-upper-supply from aux. reservoir (also part of 3F500) | 1 |
| | | | D1UZ 3691-A | Pump reservoir outlet tube (hoses, tubes and connector assy.) | 1 |
| 73/74 | E100/300 -- 6 & 8 cyl. | | D1UZ 3A719-A | Pump to valve (pressure) | 1 |
| | | | D1UZ 3A713-A | Valve to pump (return) | 1 |
| | | | D1UZ 3A714-B | Valve to upper cyl. port | 1 |
| | | | D1UZ 3A717-B | Valve to lower cyl. port | 1 |

1973/79
TRUCK SERIES 100/500

| YEAR | MODEL/RESTRICTIONS | APPROX. DEVEL LENGTH (INCHES) | PART NUMBER | DESCRIPTION | QTY. |
|---|--|-------------------------------|--------------|--|------|
| 3A719 HOSE ASSY. (POWER STEERING) — Cont'd. Notes: Δ Improve from bulk hose DOHZ 3B719-A and attach with 8287 clamps. \bullet Includes hoses, tubes and connector assy. $@$ Cut to required length from C7AZ 3A005-A (3/8" I.D.-5/8" O.D.) bulk hose and use 8287 clamps. \blacksquare Cut rubber hose portion to req'd. length for 8 cyl. | | | | | |
| 75/77 | E100/350 — 6 & 8 cyl. "Before Ser. 080,001" | \blacksquare | D5UZ 3A713-A | Steering gear to pump (return)—includes oil cooling tubes | 1 |
| 77/ | E100/350 — 8 cyl. "From Ser. 080,001" | | D7UZ 3A713-A | Steering gear to pump (return) straight non-cooling type | 1 |
| 77/ | E100/350 — 6 cyl. "From Ser. 080,001 to Z05,001" | | @ 3A713 | Steering gear to pump (return) | |
| | E100/350 — 6 cyl. "From Ser. Z05,001" | | D7UZ 3A713-C | Steering gear to pump (return) | 1 |
| 75/79 | E100/350 "Before 5/1/79" | | D6UZ 3A719-B | Pump to steering gear (press) | 1 |
| 79 | E100/350 "From 5/1/79" | | D6UZ 3A719-C | Pump to gear (pressure) | 1 |
| 73/76 | F100/350 — 2/W/D and 6 cyl. — 8 cyl. 302 — 8 cyl. 360,390 | 23 | D6TZ 3A719-E | Pump to steering gear (pressure) | 1 |
| | | | D6TZ 3A713-F | Steering gear to pump (return) | 1 |
| | | | D3TZ 3A719-C | Pump to steering gear (pressure) | 1 |
| | | | D6TZ 3A713-F | Steering gear to cooler (return) | 1 |
| | | | D3TZ 3A719-D | Pump to steering gear (pressure) | 1 |
| | | | D6TZ 3A713-F | Steering gear to pressure(return) | 1 |
| 73/77 | — 8 cyl. 460 | | D6TZ 3A719-E | Pump to steering gear (pressure) | 1 |
| | | | D6TZ 3A713-D | Steering gear to pump (return) | 1 |
| 77 | F100/350 — 2/W/D — 6 cyl. 300 — 8 cyl. 302 — 8 cyl. 351,400 | | D7TZ 3A713-A | Steering gear to pump (return) —coiled cooling Type | 1 |
| | | | D7TZ 3A713-G | Steering gear to pump (return) — straight non-cooling type | 1 |
| | | | D6TZ 3A719-E | Pump to steering gear (pressure) | 1 |
| | | | D7TZ 3A713-A | Steering gear to pump (return)—coiled cooling type | 1 |
| | | | D7TZ 3A713-G | Steering gear to pump (return) — straight non-cooling type | 1 |
| | | | D7TZ 3A713-G | Straight non-cooling type | |
| | | | D3TZ 3A719-C | Pump to steering gear (pressure) | 1 |
| | | | D7TZ 3A713-A | Steering gear to pump (return)—coiled cooling type | 1 |
| | | | D7TZ 3A713-G | Steering gear to pump (return) — straight non-cooling type | 1 |
| | | | D7TZ 3A713-G | Straight non-cooling type | |
| | | | D7TZ 3A719-A | Pump to steering gear (pressure) | 1 |
| 78/ | F100/350 2/W/D "Before 5/1/79" "From 5/1/79" | 24 1/2 | D8TZ 3A713-E | Steering gear to pump (return) w/P/S cooler section | 1 |
| | | | D8TZ 3A713-B | Steering gear to pump (return) w/o P/S cooler | 1 |
| | | | D8TZ 3A719-C | Pump to gear (pressure) | 1 |
| | | | D8TZ 3A719-G | Pump to gear (pressure) | 1 |
| 73/75 | F100 — 4/W/D and 8 cyl. 360 | | D3TZ 3A719-F | Pump to drag link (pressure) | 1 |
| | | | D3TZ 3A717-A | Drag link to cyl. (R.H. turn) | 1 |
| | | | D3TZ 3A714-A | Drag link to cyl. (L.H. turn) | 1 |
| | | | D3TZ 3A713-D | Drag link to pump or cooler (return) | 1 |
| | | | @3A005 | Cooler to pump (return) | AR |

1973/79
TRUCK SERIES 100/500

| YEAR | MODEL/RESTRICTIONS | APPROX. DEVEL LENGTH (INCHES) | PART NUMBER | DESCRIPTION | QTY. |
|--------|--|-------------------------------|----------------------|---|------|
| 3A719 | HOSE ASSY. (POWER STEERING) — Cont'd. | | | | |
| Notes: | Δ Improvise from bulk hose DOHZ 3B719-A and attach with 8287 clamps. ● Includes hoses, tubes and connector assy. @ Cut to required length from C7AZ 3A005-A (3/8" I.D.-5/8" O.D.) bulk hose and use 8287 clamps. ■ Cut rubber hose portion to req'd. length for 8 cyl. | | | | |
| 76 | F100-150 -- 4/W/D | | D6TZ 3A719-A | Pump to steering gear (pressure) | 1 |
| | | | D6TZ 3A713-C | Steering gear to pump (return) | 1 |
| 77 | F150 -- 4/W/D | | D7TZ 3A713-E | Steering gear to pump (return)-coiled cooling type | 1 |
| | | | D7TZ 3A713-H | Straight non cooling type | 1 |
| | | | D7TZ 3A719-B | Pump to steering gear (pressure) | 1 |
| 78/ | F150 -- 4/W/D -- exc. S/C | 92 27/64 | D8TZ 3A713-C | Steering gear to pump (return) w/o cooler section | 1 |
| | | | D8TZ 3A713-F | Steering gear to pump (return)-includes cooler section | 1 |
| | 6 cyl."Before 5/1/79" | | D8TZ 3A719-B | Pump to steering gear (pressure) | 1 |
| | 6 cyl."From 5/1/79" | | D8TZ 3A719-F | Pump to gear (pressure) | 1 |
| | 8 cyl. | | D8TZ 3A719-D | Pump to steering gear (pressure) | 1 |
| 78/ | F150 -- 4/W/D -- S/C | | D8TZ 3A713-H | Steering gear to pump (return) w/P/S cooler | 1 |
| | 6 cyl. | | D8TZ 3A713-J | Steering gear to pump (return) w/o P/S cooler | 1 |
| | 8 cyl. | | D8TZ 3A719-A | Pump to steering gear (pressure) | 1 |
| | | | D8TZ 3A719-E | Pump to steering gear (pressure) | 1 |
| 73/74 | F250 -- 4/W/D and 8 cyl. 360 w/Garrison control valve "Before Ser. T80,001" | | D3TZ 3A717-B | Drag link to cyl. (R.H. turn) | 1 |
| | | | D3TZ 3A714-B | Drag link to cyl.(L.H. turn) | 1 |
| | | | D3TZ 3A713-E | Drag link to cooler (return) | 1 |
| | | | D3TZ 3A719-G | Pump to drag link (pressure) | 1 |
| | | | @3A005 | Cooler to pump (return) | AR |
| 74/75 | F250 -- 4/W/D and 8 cyl. 360 w/Bendix control valve "From Ser. T80,001" | | D5TZ 3A212-A | Pump to drag link (pressure) and Drag link to pump (return) | 1 |
| | | | D4TZ 3A717-A | Drag link to cyl. (R.H. turn) | 1 |
| | | | D4TZ 3A714-A | Drag link to cyl. (L.H. turn) | 1 |
| | | | ★ D5TZ 3A713-A | Drag link to pump (return) | 1 |
| | | | /bD5TZ 3A212-A(2/80) | | |
| 77 | F250 -- 4/W/D -- 6 cyl. | | D7TZ 3A719-G | Pump to steering gear (pressure) | 1 |
| 76 | F250 -- 4/W/D | | D6TZ 3A719-C | Pump to steering gear (pressure) | 1 |
| | | | D6TZ 3A717-B | Drag link to cyl (R.H. turn) | 1 |
| | | | D6TZ 3A714-B | Drag link to cyl (L.H. turn) | 1 |
| | | | D6TZ 3A713-E | Steering gear to pump (return) | 1 |
| 77 | F250 -- 4/W/D "Before 4/1/77" | | D6TZ 3A714-B | Drag link to cyl. (L.H. turn) | 1 |
| | | | D6TZ 3A717-B | Drag link to cyl. (R.H. turn) | 1 |
| | | | D6TZ 3A713-E | Valve to pump (return) | 1 |
| | | | D7TZ 3A719-F | Pump to valve (pressure) | 1 |
| 77 | F250 -- 4/W/D w/integral power steering "From 4/1/77" | | D7TZ 3A713-F | Steering gear to pump (return) | 1 |
| | | | D7TZ 3A719-E | Pump to steering gear (pressure) | 1 |
| 78/ | F250 -- 4/W/D -- 6 cyl. "Before 5/1/79" | | D8TZ 3A713-D | Steering gear to pump (return) | 1 |
| | "From 5/1/79" | | D8TZ 3A719-A | Pump to steering gear (pressure) | 1 |
| | | | D8TZ 3A719-F | Pump to gear (pressure) | 1 |
| 78/ | F250 -- 4/W/D -- 8 cyl. | | D8TZ 3A713-H | Steering gear to pump (return) w/P/S cooler | 1 |
| 79 | F350 -- 4/W/D | | D8TZ 3A713-J | Steering gear to pump (return) w/o P/S cooler | 1 |
| | | | D8TZ 3A719-E | Pump to steering gear (pressure) | 1 |

1973/79
TRUCK SERIES 100/500

SECTION 36 11

| YEAR | MODEL/RESTRICTIONS | APPROX. DEVEL LENGTH (INCHES) | PART NUMBER | DESCRIPTION | QTY. |
|---|--|-------------------------------|--------------|---|------|
| 3A719 HOSE ASSY. (POWER STEERING) — Cont'd. Notes: Δ Improve from bulk hose DOHZ 3B719-A and attach with 8287 clamps. ● Includes hoses, tubes and connector assy. @ Cut to required length from C7AZ 3A005-A (3/8" I.D.-5/8" O.D.) bulk hose and use 8287 clamps. ■ Cut rubber hose portion to req'd. length for 8 cyl. | | | | | |
| 73/77 | F500 — — 6 cyl. | 53 1/8 | C7TZ 3A719-C | Pump to steering gear (pressure) | 1 |
| | | 14 | C7TZ 3A713-B | Steering gear to reservoir (return) | 1 |
| | | 10 3/4 | C7TZ 3691-B | Reservoir to pump | 1 |
| 73/75 | F500 — — 8 cyl. "Before Ser. W20,001" | | D3TZ 3A719-H | Pump to steering gear (pressure) | 1 |
| | | | D3TZ 3A713-F | Steering gear to reservoir (return) | 1 |
| 75/77 | F500 — — 8 cyl. "From Ser W20,001" | | D3TZ 3A719-H | Pump to steering gear (pressure) | 1 |
| | | | D5TZ 3A713-B | Steering gear to reservoir (return) | 1 |
| 73/76 | M450/500— —8 cyl. 360 and 390 | | D3TZ 3A719-J | Pump to steering gear (pressure) | 1 |
| | | | D3TZ 3A713-G | Steering gear to pump (return) | 1 |
| | | | D3TZ 3691-B | Hose (reservoir outlet to tube) | 1 |
| | | | D3TZ 3B755-A | Tube (reservoir outlet to pump hose) | 1 |
| | | ★ | 3691 | Hose (pump inlet from reservoir tube)—cut from D3TZ 3691-B | 1 |
| 74/76 | M450/500— —8 cyl. 460 | | D4HZ 3A719-A | Pump to steering gear (pressure) | 1 |
| | | | D4HZ 3A713-A | Steering gear to reservoir (return) | 1 |
| | | ★ | D4HS 3691-BA | Reservoir to pump—cut 36 1/2" from C7TZ 3691-B | 1 |
| 73/77 | B-F500 | | 380967-S36 | (II-37-A)—adapter (hose to strig. gear)—9/16"—18 | 1or3 |
| | | ★ | 374538-S | "O" ring (adapter to gear)—synthetic rubber—15/32" x 5/64" wide | 1or3 |
| | | ★ | 374539-S | "O" ring (adapter to gear)—synthetic rubber—21/32" I.D. x 3/32" wide | 1 |
| | | | 380968-S36 | (II-37-B)—adapter (hose to strig. gear) | 1 |
| | | | 384224-S | (II-29-CJ)—connector (pressure hose to gear)—3/4"—16 x 5/8"—18 thread x 1 3/16" long | 1 |
| | | | 56138-S2 | (B-319-V)—bolt (3F500 hose assy. to cyl. head—without A/C)—3/8"—16 x 3/4" | 1 |
| 73/ | E100/300 — — 6 cyl. | | 351415-S | (XX-128)—washer—flat (use as spacer for 3F500 hose mounting to cyl. head—without A/C)—3/8" I.D. x 7/8" O.D. x 3/16" thick | 1 |
| | | | 56126-S | (B-319-M)—bolt (3F500 hose assy. to eng. cover—with A/C)—5/16"—18 x 2" | 1 |
| | | | 33770-S | (M-89-K)—nut (3F500 hose assy. bracket to mounting studs)—5/16"—18 x 1/2" | 2 |
| | E100/300 — — 8 cyl. | | 384417-S2 | (WW-22-E)—stud (3F500 hose bracket to eng.) 5/16"—18 x 5 3/4" | 4 |
| | | | 384514-S | (WW-100-C)—stud—5/16"—18 x 5" | 1 |
| | | | 383184-S | (UU-52-AD)—screw (hose bracket to frame)—1/4"—20 x 3/4" | 1 |
| 78/ | F100/350 | | 87004-S100 | (T-1-AG) "O" ring—hose end 1/4"—use on 5/16" quick connect fitting—p/s hose | AR |
| | | | 87006-S100 | (T-1-AH) "O" ring—hose end 5/16"—use on 3/8" quick connect fitting—p/s hose | AR |
| 73/76 | M450/500 | | 384252-S | (II-187-C)—adapter (hose to gear)—3/4"—16 thread—1 3/16" x 1 1/2" elbow | 2 |

1973/79
TRUCK SERIES 100/500

| YEAR | MODEL/RESTRICTIONS | PART NUMBER | DESCRIPTION | QTY. |
|---|---|----------------|--|------|
| 3E723 ACTUATOR ASSY. (STEERING COLUMN) | | | | |
| 78/ | F100/350 w/tilt wheel | D1AZ 3E723-C | | 1 |
| 3A729 Refer to Steering Gear Section 35.1, page 1 | | | | |
| 3A730 VALVE ASSY. (POWER STEERING HYDRAULIC CONTROL) | | | | |
| 73/74 | E100/300 | D1UZ 3A730-A | # D1UA 3A730-AA-use w/drag link assy.-group 3304 rod assy. | 1 |
| 73/77 | F100/150 -- 4/W/D | D3TZ 3A730-B | # 1624-inlet and left turn port 1/2"-20-outlet and right turn port 5/8"-18 -- With screw in type links | 1 |
| 73/74 | F250-- 4/W/D with Garrison control valve "Before Ser. T80,001" | | | 1 |
| 74/77 | F250-- 4/W/D with Bendix control valve "From Ser. T80,001" | D4TZ 3A730-B | Complete drag link and control valve assy. -incl 3304 link, 3C656 fittings, 3A730 valve assy. and 3783 actuator | 1 |
| | | D6TZ 3A730-A | Valve assy. | 1 |
| 73/74 | E100/300 | 34443-S | (M-79)-nut (valve assy. clamp to 3304 rod)- 5/16"-24 | 1 |
| 3A732 BRACKET (POWER STEERING PUMP ADJUSTING) | | | | |
| 73/77 | B-F500 | | Refer to P/S Pump Section 36.1, page 1. | |
| 73/74 | E100/300 -- 6 cyl. | D1UZ 3A732-B | | 1 |
| | | 377279-S7-8 | (WW-6-F)-stud (bracket to eng.)-7/16"-14 x 2 1/8" | 4 |
| | | 34988-S | (M-89-D)-nut-7/16"-14 | 4 |
| | | 370608-S | (BB-579)-bolt (bracket to pump)-3/8"-16 x 3/4" | 3 |
| | E100/300-6 cyl.-without A/C | 382582-S | (XX-179-A)-washer (use as spacer for bracket mounting at eng. side)-flat-17/32" I.D. x 7/8" O.D. x 1/9" | 4 |
| | E100/300 -- 8 cyl. | D1UZ 3A732-A | | 1 |
| | | 370608-S | (BB-579)-bolt (bracket to pump)-3/8"-16 x 3/4" | 3 |
| | | 384514-S | (WW-100-C)-stud (bracket to eng.)-5/16"-18 x 5" | 1 |
| 75/77 | E100/350-- 6 cyl. "Before Ser. 080,001" | D5UZ 3A732-C | | 1 |
| 77 | E100/350 (Canada only) | | | 1 |
| 75/77 | E100/350-- 8 cyl. 351 | D5UZ 3A732-A | | 1 |
| | E250/350-- 8 cyl. 460 | D5UZ 3A732-B | | 1 |
| 77 | E100/350 -- 6 cyl. (Exc. Canada) w/A/C "From Ser. 080,001" | D7TZ 3A732-A | Intermediate | 1 |
| 77 | E100 -- 6 cyl. (Canada only) w/o A/C | D6TZ 3A732-A | | 1 |
| 78/ | E100/350 -- 6 cyl. | D7TZ 3A732-A | | 1 |
| 78/ | E100/350 -- 8 cyl. 351,460 | D8TZ 3A732-D | | 1 |
| 73/77 | F100/350 -- 6 cyl. "Before Ser. 080,001" | C7AZ 3A732-A | | 1 |
| 73/77 | F100/350 -- 8 cyl. | D1AZ 3A732-A | | 1 |
| 73/ | F100 -- 8 cyl. 302 | D0AZ 3A732-C | | 1 |
| 77 | F100/350 -- 6 cyl. (Exc. Canada) "From Ser. 080,001" | D7TZ 3A732-B | | 1 |
| 77 | F100 -- 6 cyl. (Canada only) w/o A/C | D6TZ 3A732-A | | 1 |
| 78/ | F100/350 -- 6 cyl. w/P/S | D8TZ 3A732-B | | 1 |
| 78/ | F100/350 -- 8 cyl. 302 | D8AZ 3A732-A | | 1 |
| 78/ | F100/350 -- 8 cyl. 351,400,460 | D8TZ 3A732-A | | 1 |
| 74 | M450/500 -- 8 cyl. 460 w/P/S | ★ D4HZ 3A732-A | Not replaced (10/79) | 1 |

**1973/79
TRUCK SERIES 100/500**

| YEAR | MODEL/RESTRICTIONS | PART NUMBER | DESCRIPTION | QTY. |
|--|------------------------------------|---------------|--|------|
| 3A732 BRACKET (POWER STEERING PUMP ADJUSTING) -- Cont'd | | | | |
| 73/ | F100/350 -- 6 cyl. | 377279-S2 | (WW-6-F)-stud (bracket to eng.)-7/16"-14 x 2 1/8" | 3 |
| | | 352464-S8 | (BB-139)-bolt-5/16"-18 x 1 1/8" | 3 |
| | | 34988-S2 | (M-89-D)-nut-7/16"-14 | AR |
| | | 370608-S2 | (BB-579)-bolt (bracket to pump)-3/8"-16 x 3/4" | 3 |
| | -- 6 cyl.-without A/C | 382582-S100 | (XX-179-A)-spacer (bracket to eng.)- 1/2" I.D. x 7/8" O.D. x 1/4" thick | 2 |
| | -- 8 cyl. | 370608-S2 | (BB-579)-bolt (bracket to pump)-3/8"-16 x 3/4" | 3 |
| | -- 8 cyl. 360, 390 | 382802-S2 | (MM-173-JB)-nut (bracket to support)-3/8"-16 | 3 |
| 3A733 PULLEY (POWER STEERING PUMP) | | | | |
| 73/77 | B-F500 | | Refer to P/S Pump Section 36.1, page 1. | |
| 73/76 | E100/300 | C7AZ 3A733-A | # 7AA | 1 |
| 74 | E100/300 -- 6 cyl. 240 | C7AZ 3A733-A | # 7AA | 1 |
| | E100/300 -- 6 cyl. 300 without T/E | | | 1 |
| | E100/300 -- 8 cyl. | | | 1 |
| 74 | E100/300 -- 6 cyl. 300 with T/E | ★D4UZ 3A733-A | # 4UAA-Not replaced (5/79) | 1 |
| 75/ | E100/350 8 cyl. | D5AZ 3A733-A | # D5AW-AA | 1 |
| 77/ | E100/350 -- 6 cyl. 300 without A/C | D7UZ 3A733-A | # D7UC-AB | 1 |
| 77 | E100/350 -- 6 cyl. 300 with A/C | C7AZ 3A733-A | # 7AA | 1 |
| | "Before Ser. Z00,001" | | | |
| 77/ | E100/350 -- 6 cyl. w/A/C | D8UZ 3A733-A | # D8UC-AA | 1 |
| | "From Ser. Z00,001" | | | |
| 73/75 | F100/350-- 6 cyl. with A/C or T/E | C5AZ 3A733-D | # AD | 1 |
| | -- 6 cyl. without A/C or T/E | C5AZ 3A733-H | # AH | 1 |
| 73/77 | F100/350 -- 8 cyl. 302 | C9TZ 3A733-D | # D0AR 3D673-B | 1 |
| 79 | F100/350 -- 4/W/D-8 cyl. 351,400 | C9TZ 3A733-D | | 1 |
| | "From Ser. EA0,001 to FA0,001" | | | |
| 79 | F150/350 -- 4/W/D -- 8 cyl. | D9TZ 3A733-A | | 1 |
| | "From Ser. FA0,001" | | | |
| 73/77 | F100/350 -- 8 cyl. 360,390 | C7AZ 3A733-A | # 7AA | 1 |
| | -- 8 cyl. 351,460 with A/C | D0AZ 3A733-A | # D0AR 3D673-A | 1 |
| 78/79 | F100/350 -- 4/W/D-8 cyl. 351,400 | D0AZ 3A733-A | | 1 |
| | "Before Ser. EA0,001" | | | |
| 73/77 | F100/350 -- 8 cyl. 460 without A/C | C9TZ 3A733-D | # D0AR 3D673-B | 1 |
| 77 | F100/350 -- 351,400 | C9TZ 3A733-D | # D0AR 3D673-B | 1 |
| 78/ | F100/350 -- 460 with A/C | D00Z 3A733-B | # D00R-B | 1 |
| 78/ | F150/350 -- 460 w/o A/C | | | 1 |
| 76/77 | F100/350 -- 6 cyl. | C5AZ 3A733-D | # AD | 1 |
| 77 | F100/350 -- 6 cyl. 300 | D5AZ 3A733-A | | 1 |
| 78/ | F100/350 -- 8 cyl. 351,400 | D0AZ 3A733-A | # D0AR-A | 1 |
| 78/ | F100/150 -- 8 cyl. 302 | D5ZZ 3A733-A | # D5ZW-AA | 1 |
| 78/ | F100/350 -- 6 cyl. w/o A/C | D8TZ 3A733-A | # D8TC-AA | 1 |
| 78/79 | F150 -- 4/W/D -- 6 cyl. w/o A/C | D8TZ 3A733-A | | 1 |
| | "Before Ser. EA0,001" | | | |
| 78/79 | F150 -- 4/W/D -- 6 cyl. w/A/C | D8TZ 3A733-B | | 1 |
| | "Before Ser. EA0,001" | | | |
| 78/ | F100/350 -- 2/W/D -- 6 cyl. w/A/C | D8TZ 3A733-B | # D8TC-BA | 1 |
| 78/ | F150 -- 4/W/D -- 6 cyl. W/A/C | | | 1 |
| 79 | F150 -- 4/W/D -- 6 cyl. w/A/C | D8TZ 3A733-D | | 1 |
| | "From Ser. EA0,001" | | | |
| 78/ | F250 -- 4/W/D -- 6 cyl. w/A/C | D8TZ 3A733-D | # D8TC-CA | 1 |
| 79 | F150 -- 4/W/D -- 6 cyl. w/o A/C | D8TZ 3A733-C | | 1 |
| | "From Ser. EA0,001" | | | |
| 78/ | F250 -- 4/W/D -- 6 cyl. w/o A/C | D8TZ 3A733-C | # D8TC-DA | 1 |
| 3738 Refer to Steering Gear Section 35.1, page 1. | | | | |

1973/79
TRUCK SERIES 100/500

| YEAR | MODEL/RESTRICTIONS | PART NUMBER | DESCRIPTION | QTY. |
|--|--|----------------|--|------|
| 3D739 PIN (STEERING COLUMN PIVOT) | | | | |
| 78/ | E100/350 -- w/tilt wheel | DOAZ 3D739-A | | 2 |
| | F100/350 -- w/tilt wheel | | | 2 |
| 3D746 COOLER ASSY. (POWER STEERING OIL) | | | | |
| 73/76 | F100/250 -- 4/W/D and 8 cyl. 360 | C9TZ 3D746-A | #C9TA 3D746-A | 1 |
| 3754 Refer to Steering Gear Section 35.1, page 1. | | | | |
| 3B754 Refer to Power Steering Pump Section 36.1, page 1. | | | | |
| 3B755 TUBE (POWER STEERING PUMP RESERVOIR OUTLET)-Refer to group 3A717 | | | | |
| 3756-7 Refer to Steering Gear Section 35.1, page 1. | | | | |
| 3760-3A760 Refer to Power Steering Pump Section 36.1, page 1. | | | | |
| 3C760 SPACER (STEERING COLUMN SHAFT COUPLING) | | | | |
| 73/ | F100/250 -- 4/W/D | C6TZ 3C760-A | | 1 |
| 3A764 SEAL KIT (POWER STEERING CYLINDER) | | | | |
| 73/74 | E100/300 | C1AZ 3A764-A | Incl. (1) spacer, (1) scraper, (1) bushing,(3) seals, (1) ring | 1 |
| 73/75 | F100-- 4/W/D | D3TZ 3A764-A | Incl. (1) washer, (1) seal, (1) ring, (2) tube seats | 1 |
| 73/74 | F250-- 4/W/D with Garrison control valve "Before Ser. T80,001" | | | 1 |
| 74/77 | F250 -- 4/W/D with Bendix control valve "From Ser. T80,001" | D4TZ 3A764-A | Incl. (1) seal assy., (1) washer, (1) snap ring, (2) tube seats | 1 |
| 3C765-3D772 Refer to Steering Gear Section 35.1, page 1. | | | | |
| 3B768 SPRING (STEERING COLUMN POSITION LOCK) | | | | |
| 78/ | E100/350 -- w/tilt wheel | C7SZ 3B768-A | | 1 |
| | F100/350 -- w/tilt wheel | | | 1 |
| 3C773 BUSHING (STEERING COLUMN SHAFT) | | | | |
| 73/74 | E100/300 -- A/T and column shift | D2UZ 3C773-B | | 1 |
| 73/77 | F100/350 -- 2/W/D- "From Ser. S40,001" | ★ D3TZ 3C773-A | Bushing and retainer assy.-r/b D9TZ 3C773-A(10/79) | 1 |
| 75/ | E100/350 | | | 1 |
| 79 | F100/350 -- fixed col. | D9TZ 3C773-A | | 1 |
| 3D773-3D776 Refer to Steering Gear Section 35.1, page 1. | | | | |
| 3783 ACTUATOR KIT (POWER STEERING CONTROL VALVE)-Also refer to Steering Gear Parts Lists Section 35.1 | | | | |
| 73/74 | E100/300 | D1UZ 3783-A | | 1 |
| 74/77 | F250 -- 4/W/D with Bendix control valve "From Ser. T80,001" | D4TZ 3783-A | | 1 |
| 3790 EXTENSION (STEERING COLUMN TUBE FLANGE) | | | | |
| 78/ | E100/350 -- 4/M/T-fixed wheel | D8TZ 3790-A | | 1 |
| | F100/350 -- 4/M/T-fixed wheel | | | 1 |
| 79 | E100/350 -- 4/M/T-tilt wheel | D9TZ 3790-A | | 1 |
| | F100/350 -- 4/M/T-tilt wheel | | | 1 |
| 73/77 | F100/350 -- 4/M/T | C3DZ 3790-A | | 1 |
| 73/76 | M450/500 | | | 1 |
| 3805 SEAL (POWER STEERING GEAR PISTON) | | | | |
| 73/ | F100/350 | C5AZ 3805-A | | 1 |
| 3814 YOKE (STEERING COLUMN COUPLING SHAFT SLIP) | | | | |
| 73/75 | F100/250 -- 4/W/D "Before Ser. W40,001" | D5HZ 3814-A | | 1 |
| 3815 JOINT KIT (STEERING COLUMN COUPLING SHAFT SLIP YOKE) | | | | |
| 73/75 | F100/250 -- 4/W/D "Before Ser. W40,001" | C6TZ 3815-B | Incl. (4) bushings, (4) seals, (1) fitting,(1) spider, (4) rings | 1 |
| 3839 RETAINER (STEERING COLUMN UPPER BEARING) | | | | |
| 73/77 | F100/350 | C6SZ 3839-A | | 1 |

3A674 PUMP ASSY. (POWER STEERING)

A. HOW TO FIND COMPLETE POWER STEERING PUMP ASSEMBLY PART NUMBER

1. Using the Identification Tag—
Refer to the "Identification" column in the model application chart to find the correct service part number.
2. Using Truck Series and year—
Refer to model application chart to find the correct power steering pump.

B. HOW TO FIND THE PART NUMBER FOR A COMPONENT PART OF A POWER STEERING PUMP

1. Use one of the methods explained above to determine the part number of the power steering pump assy. (3A674)
2. Find the parts list number for that power steering pump in the model application chart.
3. Turn to the Parts List (starting on page 2) and find the component needed.

POWER STEERING PUMP MODEL APPLICATION CHART

| YEAR | MODEL | ENGINE | FRONT AXLE CAPACITY | PART NUMBER | SEC.36.1 PARTS LIST NO. | ILLUSTRATION | |
|-------|--|--------------------------|---------------------|----------------------------|-------------------------|-------------------------|-----------------------------|
| | | | | | | SYSTEM SECTION 36 PAGE- | COMPONENTS SECTION 37 PAGE- |
| 73/77 | B500 | 6 cyl. 300 | All | ★ C7TA 3A696-C | 49 | 1 | 8, 9 |
| | | 8 cyl. 330 | All | ★ C7TA 3A691-J | 29 | 1 | 8, 9 |
| 73/74 | E100/300 | 6 & 8 cyl. | All | D3UZ 3A674-A #HBA-CS | 8 | 2, 3 | 5, 6, 7 |
| 75/77 | E100/350 "Before Ser. 040,001" w/"GL" pump | 6 & 8 cyl. | All | D5UZ 3A674-A #GL | 50 | 16,17 | 18 |
| 77/79 | E100/350 "From Ser. 040,001" | All | All | D7UZ 3A674-B #HBA-GU,GV | 50 | 16, 17 | 18 |
| 73/75 | F100/350 | 6 & 8 cyl. | All | D6TZ 3A674-A #HBA-CR | 8 | 4 | 7 |
| 74/75 | F100/350 | 6 & 8 cyl. | All | D40Z 3A674-A #HBA-DF | 8 | 4 | 7 |
| 76/77 | F100/350 4x2 | 6 & 8 cyl. 6 & 8 cyl. | All | D6TZ 3A674-A #HBA-DX | 51 | | 7 |
| 76/77 | F100/250 4 x 4 | 6 & 8 cyl. | All | D6TZ 3A674-C #HBA-EK | 51 | | 7 |
| 78/79 | F100/350 "Before 11/6/78" | 6 & 8 cyl. | All | D8AZ 3A674-A #HBC-T | 52 | | 25 |
| 79 | F100/350 | 6 & 8 cyl. | All | D9AZ 3A674-B #HBC-AA | 53 | | 25 |
| 73/77 | F500 | 6 cyl. 300 | All | ★ C7TA 3A696-C | 49 | 1 | 8, 9 |
| | | 8 cyl. 330 | All | ★ C7TA 3A691-J | 29 | 1 | 8, 9 |
| 73/76 | M450/500 | 8 cyl. 360, 390 | All | ★ C9TA 3A696-A | 49 | 13 | 8, 9 |
| | | 8 cyl. 460 | All | ★ D4HS 3A696-AA | 49 | 14 | 8, 9 |

| QTY. | PART NUMBER | DESCRIPTION | QTY. | PART NUMBER | DESCRIPTION |
|--|--------------|--------------------------|-----------------|--------------|--------------------------|
| PARTS LIST NO. 8 - D3TZ 3A674-A, D3UZ 3A674-A or D40Z 3A674-A (FORD) | | | | | |
| 1 | D6AZ 3A006-A | Cap assy. (reservoir) | 1 | D1AZ 3B584-A | Seal & gasket kit (pump) |
| 1 | D0AZ 3B559-A | Shaft (pump rotor) | Consists of | | |
| 1 | D3ZZ 3A561-A | Valve assy. (pump)-1973 | 1-C5AR 3D587-B | Seal | 1-C5AR 3D684-A Gasket |
| 1 | D6TZ 3A561-A | Valve assy. (pump)-1974/ | 1-C5AZ 3B592-C | Seal | 1-C9AZ 3A769-A Gasket |
| | | | 1-C5AR 3D594-B | Seal | 1-383201-S Seal |
| | | | 1-D0ZR 3D594-A | Seal | 1-383213-S94 Seal |
| | | | 1-D1AR 3D594-AA | Seal | |

1973/79
TRUCK SERIES 100/500

POWER STEERING PUMP

| QTY. | PART NUMBER | DESCRIPTION | QTY. | PART NUMBER | DESCRIPTION |
|---|-----------------|--|--|--------------------------|--|
| PARTS LIST NO. 8-D3TZ 3A674-A, D3UZ 3A674-A or D40Z 3A674-A (Ford) — Cont'd | | | | | |
| 1 | D0AZ 3D590-A | Plate (front pressure) | 1 | D1AZ 3D684-A | Seal & gasket kit (reservoir to pump) also serviced in kit—group 3B584 |
| 1 | D1AZ 3D590-A | Plate (rear pressure) | Consists of | | |
| 1 | C5AZ 3B592-C | Seal assy. (rotor shaft) | 1-D1AR 3D594-AA | Seal | 1-C5AR 3D684-A Gasket |
| 2 | C5AZ 3D596-C | Spring (pressure plate) | 1-D0ZR 3D594-A | Seal | 1-383213-S94 Seal |
| 8 | C5AZ 3B601-B | Spring (pump rotor slipper) | 1 | C7AZ 3A697-A | Reservoir assy. (pump)—use w/pump ident. HBA-CR, DF |
| 1 | D1AZ 3C602-A | Filter assy. (pump oil) | 1 | D1UZ 3A697-B | Reservoir assy. (pump)—use w/pump ident. HBA-CS |
| 1 | D3AZ 3D607-A | Rotor assy. (pump) | 1 | D1UZ 3A697-A | Reservoir (auxiliary)—E100/300 |
| 1 | D1AZ 3A643-A | Housing assy. (pump)—use w/pump ident. HBA-CR, DF (F100/350) | 1 | C9AZ 3A760-A | Gasket (pump cover) |
| 1 | D0AZ 3A643-A | Housing assy. (pump)—use w/pump ident. HBA-CS (E100/300) | 1 | 351335-S38 (MM-123-D) | Nut (housing stud to reservoir)— 5/16"-18 |
| 1 | D3AZ 3D643-A | Plate & bushing assy. (housing) | 2 | 379375-S (NN-143-H) | Pin (cover, pressure plate retaining) 3/16" x 2 1/32" |
| | | | 4 | 379376-S (BB-562-X) | Bolt & washer (housing to cover)— 3/8"-16 x 3/4" |
| PARTS LIST NO. 29 - ★ C7TA 3A691-J (EATON) | | | | | |
| 1 | D2TZ 3A674-A | Pump assy.—also refer to service details below | 2 | 42789-S8 (U-10) | Screw & lockwasher—hex. head— 5/16"-18 x 3/4" |
| | 3A697 | Reservoir assy. (pump oil)—refer to service details which follow | 1 | 44725-S8 (X-22) | Washer (reservoir cover)—flat— 5/16" x 1 1/8" O.D. |
| 1 | 20366-S8 (B-52) | Bolt—5/16"-18 x 7/8" | 1 | 74172-S (L-3) | Key (pulley drive)—1/2" dia. x 1/8" thick |
| 3 | 34807-S8 (X-66) | Lockwasher—3/8" | 1 | 351789-S (XX-208) | Washer—flat (copper)— 41/64" I.D. x 7/8" O.D. |
| 1 | ★ 353374-S | Bolt (pump to eng.)—3/8"-16 x 2 3/8" | 1 | 353846-S8 (XX-120) | Washer (pulley to pump)—5/16" |
| 1 | ★ 58638-S | Bolt (pump to engine)—3/8"-16 x 2" | DETAILS OF 3A674 ASSY. — Parts List No. 29 | | |
| 1 | C7TZ 3B559-A | Shaft (rotor)—4 3/16" long | 1 | C7TZ 3A711-B | Impeller repair kit—consists of (1) B9NN 3B585-A insert (1) B9NN 3B585-A insert (6) B9NN 3B560-A roller (1) KDA 3654-A carrier |
| 1 | C7TZ 3A561-A | Valve assy. (flow control) | 1 | AF 3760-A | Venturi (flow control) |
| 1 | B8AZ 3A570-A | Spring (valve) | 1 | C9ZZ 10094-A | Bearing (rotor shaft) |
| 1 | B8TZ 3B584-C | Seal & gasket kit—pump repair | 1 | 87014-S91 (T-1-AA) | "O" ring (by pass)— 9/16" I.D. x 11/16" O.D. |
| 1 | C2SZ 3B592-A | Seal (rotor shaft oil) | 1 | 87147-S91 (T-38) | "O" ring (housing to cover)— 2 5/8" I.D. x 2 53/64" O.D. |
| 1 | LA 33618-A | "O" ring (valve cap)— 51/64" I.D. x 15/16" O.D. | 2 | 357648-S (NN-55) | Pin (dowel)—5/16" dia. x 3/4" long |
| 1 | B5A 33621-A | Retainer (rotor shaft brg. snap ring) | 1 | 370903-S (NN-53) | Pin (cam dowel)—1/8" dia. x 1/4" long |
| 1 | B8E 33627-A | Cap (valve) | 2 | 370967-S (BB-158) | Bolt (hex. head)—3/8"-16 x 2 1/8" |
| 1 | LA 33633-A | Pin (rotor shaft)—3/16" dia. | DETAILS OF 3A697 ASSY. — Parts List No. 29 | | |
| 1 | B8TZ 3A643-B | Housing (pump rotor) | 1 | C1TZ 3A697-A | Reservoir (pump oil) |
| 1 | C7TZ 3A698-B | Cover assy. (housing)—incl. (1) 3A700 tube seat and (2) 357648-S dowel pin | 1 | B4AZ 3B754-A | Seat (reservoir filter element retaining spring) |
| 1 | C1SS 3A700-A | Seat (tube to pressure line hose) | 1 | B9A 6570-A | Grommet (reservoir cover bolt)— 5/16" I.D. x 1" O.D. x 1/2" thick |
| 1 | C1TT 3A006-A | Cap assy. (reservoir cover) | 1 | 33896-S8 (M-182) | Nut—wing (reservoir to cover)— 5/16"-18 |
| 1 | AE 33542-A | Connector (reservoir return) | 1 | 354219-S (II-33) | Adapter (hose)—5/8"-18 and 3/4"-16 |
| 2 | B5A 33547-A | "O" ring (reservoir orifice)— 53/64" I.D. x 15/16" O.D. x 7/64" thick | 1 | 359841-S8 (WW-22) | Stud (reservoir cover)— 5/16"-18 x 4 5/8" |
| 2 | B6QW 33549-A | "O" ring (reservoir orifice)— 11/32" I.D. x 7/16" O.D. x 1/16" thick | | | |
| 1 | C1TT 3A582-A | Cover (reservoir)—incl. 3A642 | | | |
| 1 | C5TZ 3C602-A | Element (reservoir filter) | | | |
| 1 | C2TZ 3A642-A | Gasket (reservoir cover)— 4 3/4" I.D. x 5 7/16" O.D. | | | |
| 1 | ★ B4AZ 3B688-B | Spring (reservoir filter element retaining) | | | |

POWER STEERING PUMP

1973/79
TRUCK SERIES 100/500

| QTY. | PART NUMBER | DESCRIPTION | QTY. | PART NUMBER | DESCRIPTION |
|--|--------------|--|------|----------------------|---|
| PARTS LIST NO. 49 - ★C7TA 3A696-C, C9TA 3A696-A and D4HS 3A696-AA (EATON) | | | | | |
| 1 | B5A 33547-A | "O" ring (reservoir orifice)- 53/64" I.D. x 15/16" O.D. x 7/64" thick | 1 | D4TZ 3A697-A | Reservoir assy. (pump oil)- (w/M450/500 & 8 cyl. 460 engine) |
| 1 | C5TZ 3670-A | Adapter (pump to reservoir)-(exc. M450/500) | 1 | 20366-S8 (B-52) | Bolt (pulley to pump)-5/16"-18 x 7/8" |
| 1 | D3TZ 3670-A | Adapter (pump to reservoir)- (w/M450/500 & 8 cyl. 360, 390 engines) | 2 | 43043-S2 (B-263-C) | Bolt (bracket to engine)- 7/16"-14 x 1 3/8" |
| 1 | D4HZ 3670-A | Adapter (pump to reservoir)- (w/M450/500 & 8 cyl. 460 engine) | 2 | ★56323-S2 | Bolt (reservoir to bracket)- 5/16"-18 x 1 1/4" |
| 1 | D2TZ 3A674-A | Pump assy.-(exc. M450/500)-also refer to service details which follow | 2 | 58635-S2 (B-82-A) | Bolt (pump to adjusting bracket)- 3/8"-16 x 1 1/2" |
| 1 | D3TZ 3A674-B | Pump assy. (w/M450/500)-also refer to service details which follow | 1 | 74172-S (L-3) | Key (drive pulley)-1/2" dia. x 1/8" thick |
| 1 | C5TZ 3A697-A | Reservoir assy. (pump oil)-(exc. M450/500)-remote mounted-also refer to service details which follow | 2 | 33770-S2 (M-89-K) | Nut-5/16"-18 |
| 1 | D3TZ 3A697-A | Reservoir assy. (pump oil)- (w/M450/500 & 8 cyl. 360, 390 engines) | 1 | 353846-S8 (XX-120) | Washer-flat (pulley to pump)-5/16" |
| | | | 1 | 377852-S (BB-278-K) | Bolt-3/4"-16 x 1 25/32" |
| | | | 3 | 380079-S2 (XX-173-C) | Washer-flat-7/16" |
| | | | 1 | 380899-S2 (BB-176-B) | Bolt (bracket to engine)- 7/16"-14 x 1 1/2" |

DETAILS OF 3A674 ASSY. - Parts List No. 49

| | | | | | |
|---|--------------|---|---|-----------------------|--|
| 1 | C7TZ 3B559-A | Shaft (rotor)-4 3/16" long | 1 | C7TZ 3A711-B | Impeller repair kit-(exc. M450/500) consists of (1) B9NN 3B585-A Insert (6) B9NN 3B560-A Roller (1) KDA 3654-A Carrier |
| 1 | C2SZ 3B592-A | Seal (rotor shaft oil) | 1 | C7TZ 3A711-B | Impeller repair kit-(w/450/500)-consists of (1) carrier, (6) rollers and (1) insert |
| 1 | C7TZ 3A561-A | Valve assy. (flow control) | 1 | AF 3760-A | Venturi (flow control) |
| 1 | B8AZ 3A570-A | Spring (valve) | 1 | C9ZZ 10094-A | Bearing (rotor shaft) |
| 1 | LA 33618-A | "O" ring (valve cap)- 51/64" I.D. x 15/16" O.D. | 1 | 87014-S91 (T-1-AA) | "O" ring (by pass)- 9/16" I.D. x 11/16" O.D. |
| 1 | B5A 33621-A | Retainer (rotor shaft bearing snap ring) | 1 | 87147-S91 (T-38) | "O" ring (housing to cover)- 2 5/8" I.D. x 2 53/64" O.D. |
| 1 | B8E 33627-A | Cap (valve) | 2 | 357648-S (NN-55) | Pin-dowel-5/16" dia. x 3/4" long |
| 1 | LA 33633-A | Pin (rotor shaft)-3/16" dia. | 1 | 370903-S (NN-53) | Pin (cam dowel)-1/8" dia. x 1/4" long |
| 1 | C7TZ 3A643-A | Housing (pump rotor) | 5 | 370967-S (BB-158) | Bolt-hex. head-3/8"-16 x 2 1/8" |
| 1 | C7TZ 3A698-C | Cover assy. (housing)-(exc. M450/500)- incl. (1) 3A700 tube seat and (2) 357648-S dowel pin | | | |
| 1 | C7TZ 3A698-B | Cover assy. (housing)-(w/450/500)-incl. (1) 3A700 tube seat and (2) 357648-S dowel pins | | | |
| 1 | C1SS 3A700-A | Seat (tube to pressure line hose) | | | |

DETAILS OF 3A697-Parts Lists No. 49

| | | | | | |
|---|--------------|--|---|--------------------|-----------------------------|
| 1 | C1TT 3A006-A | Cap assy. (reservoir) | 1 | B4AZ 3B754-A | Seat (filter) |
| 1 | C1TT 3A582-A | Cover assy. (reservoir)-incl. cover, baffle, adapter and gasket | 1 | B4AZ 3B754-A | Seat (filter) |
| 1 | C5TZ 3601-A | Bolt (filter support)-5/16"-18 x 5 1/2" | 1 | B9A 6570-A | Gasket (cover screw) |
| 1 | C5TZ 3C602-A | Filter (reservoir) | 1 | 353766-S8 (MM-269) | Nut (cover bolt)-5/16"-18 |
| 1 | C2TZ 3A642-A | Gasket (reservoir to cover) | 1 | 44725-S8 (XX-102) | Washer-5/16" |
| 1 | C2SZ 3B688-A | Spring (filter) | 1 | 353766-S8 (MM-269) | Nut (valve spring)-5/16"-18 |

PARTS LIST NO. 50-D5UZ 3A674-A, D7UZ 3A674-A, D7UZ 3A674-B (Saginaw)

● Also supplied in kit-group 3B584

| | | | | | |
|---|--------------|-------------------------------------|---|-----------------------|--|
| 1 | D2VY 3A006-A | Cap assy. (reservoir) use for 75/77 | 1 | D4VY 3D607-A | Rotor assy. (pump)-w/HBA-GU-7/8" |
| 1 | D8AZ 3A006-B | Cap assy. (reservoir) use for 78/ | 1 | D6AZ 3D607-A | Rotor assy. (pump)-w/HBA-GV-5/8" |
| 1 | D6AZ 3B559-A | Shaft (rotor) | 1 | D2VY 3A643-A | Housing assy. (pump) |
| 1 | D3MY 3A561-A | Valve assy. (flow control) | 1 | D2VY 3D654-A | Fitting (pump valve outlet) |
| 1 | D2VY 3B584-A | Seal & gasket kit (pump) | 1 | D7UZ 3D683-A | Stud (pump support) - w/HBA-GV pump |
| 1 | D4VY 3B585-A | Insert (pump rotor) | 1 | D7UZ 3A697-A | Reservoir assy. (pump oil) - w/HBA-GL, GU pump |
| 1 | D2VY 3D586-A | Spring (flow control valve) | 1 | D7UZ 3A697-B | Reservoir assy. (pump oil) - w/HBA-GV pump |
| 1 | D2VY 3D589-A | Plate (pump retainer end) | 2 | 384972-S(BB-539-ED) | Bolt (reservoir to housing)-3/8-16 x 1/2" |
| 1 | D2VY 3D590-A | Plate (pump pressure-front) | 2 | 384973-S(NN-53-X) | Pin (pressure plate)-3/16 x 1 3 31/32" |
| 1 | D2VY 3D590-B | Plate (pump pressure-rear) | 1 | ●384977-S94(KK-52-CC) | "O" ring (housing)-2 7/8" O.D. |
| 1 | D2VY 3B592-A | Seal (pump rotor shaft oil) | 1 | 384978-S (QQ-45) | Ring (rotor to shaft) |
| 1 | D2VY 3D596-A | Spring (pump pressure plate) | 1 | 384979-S (QQ-61-M) | Ring (retainer plate) |
| 1 | D3MY 3C602-A | Filter assy. (pump oil) | 1 | ●385643-S94(KK-52-CD) | "O" ring (housing)- 2 7/8" O.D. |

1973/79
TRUCK SERIES 100/500

POWER STEERING PUMP

| QTY. | PART NUMBER | DESCRIPTION | QTY. | PART NUMBER | DESCRIPTION | | |
|------------------------------------|--------------|---------------------------------|-----------------|----------------------|---|---|----------|
| PARTS LIST NO. 51-D6TZ 3A674-A & C | | | | | | | |
| 1 | D6AZ 3A006-A | Cap assy. (reservoir) | 1 | D3AZ 3D643-A | Plate & bushing assy. (housing) | | |
| 1 | D0AZ 3B559-A | Shaft (pump rotor) | 1 | D1AZ 3D684-A | Seal & gasket kit (reservoir to pump) | | |
| 1 | D6TZ 3A561-A | Valve assy. (pump) | Consists of | | | | |
| 1 | D1AZ 3B584-A | Seal & gasket kit (pump) | 1-D1AR 3D594-AA | Seal | 1-C5AR 3D684-A | Gasket | |
| Consists of | | | 1-D0ZR 3D594-A | Seal | 1-383213-S94 | Seal | |
| 1-C5AR 3D587-B | Seal | 1-C5AR 3D684-A | Gasket | 1 | C7AZ 3A697-A | Reservoir assy. (pump) | |
| 1-C5AZ 3B592-C | Seal | 1-D4AZ 3A760-A | Gasket | 3A732 | | Bracket (pump adjusting)- refer to group 3A732 in Section 36 | |
| 1-C5AR 3D594-B | Seal | 1-383201-S | Seal | 3A733 | | Pulley (pump)-refer to group 3A733 in Section 36 | |
| 1-D0ZR 3D594-A | Seal | 1-383213-S94 | Seal | 1 | D4AZ 3A760-A | Gasket (pump cover) | |
| 1-D1AR 3D594-AA | Seal | | | 1 | 351335-S38 (MM-123-D) | Nut (housing stud to reservoir)- 5/16"-18 | |
| 1 | D0AZ 3D590-A | Plate (front pressure) | 2 | 379375-S (NN-143-H) | Pin (cover, pressure plate retaining)- 3/16" x 2 1/32" | | |
| 1 | D1AZ 3D590-A | Plate (rear pressure) | 4 | 379376-S (BB-562-X) | Bolt & washer (housing to cover)- 3/8"-16 x 3/4" | | |
| 1 | C5AZ 3B592-C | Seal assy. (rotor shaft) | | | | | |
| 2 | C5AZ 3D596-C | Spring (pressure plate) | | | | | |
| 8 | C5AZ 3B601-B | Spring (pump rotor slipper) | | | | | |
| 1 | D1AZ 3C602-A | Filter assy. (pump oil) | | | | | |
| 1 | D3AZ 3D607-A | Rotor assy. (pump) | | | | | |
| 1 | D1AZ 3A643-A | Housing assy. (pump) | | | | | |
| PARTS LIST NO. 52-D8AZ 3A674-A | | | | | | | |
| 1 | D8AZ 3A006-A | Cap assy. (reservoir) | 1 | D8AZ 3A643-A | Housing assy. (pump) | | |
| 1 | D8AZ 3B559-A | Shaft (pump rotor) | 1 | D8AZ 3D643-A | Plate & bushing assy. (housing) | | |
| 1 | D8AZ 3A561-A | Valve assy. (pump) | 1 | D8AZ 3D654-A | Fitting (pump valve outlet)-15/16" Hex | | |
| 1 | D8AZ 3B584-A | Seal & gasket kit (pump) | 1 | D8AZ 3D684-A | Seal kit (P/S pump-reservoir) | | |
| Consists of | | | Consists of | | | | |
| 1-D8AZ 3B592-A | Seal | 1-387570-S100 | O-ring | 1-384975-S94 | O-ring | | |
| 1-87134-S100 | O-ring | 1-387571-S100 | Seal | 1-387571-S100 | O-ring | | |
| 1-384975-S94 | Seal | 1-387572-S100 | O-ring | 1-387572-S100 | O-ring | | |
| 1-387569-S100 | O-ring | | | 1 | D8AZ 3A697-A | Reservoir assy. (pump) | |
| 1 | D8AZ 3D586-A | Spring (pump flo control valve) | 1 | 384975-S94(KK-46-F) | "O" ring (19/32" O.D. x 7/64" thick) | | |
| 1 | D8AZ 3D590-A | Plate (front pressure) | 1 | 387571-S100(KK-48-F) | "O" ring (13/16" O.D. x 5/64" thick) | | |
| 1 | D8AZ 3D590-B | Plate (rear pressure) | 1 | 387573-S (QQ-67-G) | Ring (3 1/2"-internal) | | |
| 1 | D8AZ 3B592-A | Seal assy. (rotor shaft) | 2 | 387579-S (NN-143-L) | Pin (3/16" x 2 1/4") | | |
| 1 | D8AZ 3D596-A | Spring (pressure plate) | | | | | |
| 1 | D8AZ 3D607-A | Rotor assy. (pump) | | | | | |
| 1 | D8BZ 3R608-A | Connector | | | | | |
| PARTS LIST NO. 53-D9AZ 3A674-B | | | | | | | |
| 1 | D8AZ 3A006-A | Cap. assy. (reservoir) | 1 | D8AZ 3D607-A | Rotor assy. | | |
| 1 | D8AZ 3B559-A | Shaft (pump rotor) | 1 | D8BZ 3R608-A | Connector | | |
| 1 | D8AZ 3A561-A | Valve assy. (pump) | 1 | D8AZ 3A643-A | Housing assy. | | |
| 1 | D9AZ 3B584-A | Seal and gasket kit (pump) | 1 | D9AZ 3D643-A | Plate & bushing | | |
| Consists of | | | 1 | D8AZ 3D654-A | Fitting (outlet) | | |
| 1-D8AC 3B592-AA | Seal | 1-387570-S100 | "O"-ring | 1 | D8AZ 3D684-A | Seal Kit (reservoir) | |
| 1-D9AC 3F655-AA | Retainer | 1-387571-S100 | Seal | Consists of | | | |
| 1-87134-S100 | "O"-ring | 1-387572-S100 | "O"-ring | 1-384975-S94 | "O"-ring | 1-387572-S100 | "O"-ring |
| 1-384975-S94 | Seal | 1-388004-S94 | "O"-ring | 1-387571-S100 | "O"-ring | | |
| 1-387569-S100 | "O"-ring | | | 1 | D8AZ 3A697-A | Reservoir | |
| 1 | D8AZ 3D586-A | Spring (control valve) | 1 | 384975-S94(KK-46-F) | "O"-ring (19-32" O.D. x 7/64" thick) | | |
| 1 | D8AZ 3D590-A | Pressure plate (front) | 1 | 387571-S100(KK-48-F) | "O"-ring (13/16" O.D. x 5/64" thick) | | |
| 1 | D8AZ 3D590-B | Pressure plate (rear) | 1 | 387573-S(QQ-67-G) | Ring | | |
| 1 | D9AZ 3B592-A | Seal (includes retainer) | 2 | 387579-S(NN-143-L) | Pin 3/16" x 2 1/4" | | |
| 1 | D8AZ 3D596-A | Spring (pressure plate) | | | | | |

1973/79
TRUCK SERIES 100/500

POWER STEERING KIT PARTS LISTS
POWER STEERING LINKAGE KITS - GROUP NO. 3C618
POWER STEERING ADAPTER KITS - GROUP NO. 3A635
POWER STEERING PUMP KITS - GROUP NO. 3A635

Model application for power steering kits is shown in Groups 3A633-5.

Use the Page Index below to find the page in this group where the components of each kit are listed.

Note ● Not required with A/C

INDEX

| PART NUMBER | PAGE | PART NUMBER | PAGE |
|----------------|------|----------------|------|
| ★ D3TZ 3C618-A | 1 | ★ D3TZ 3A635-E | 2 |
| ★ D3TZ 3C618-B | 1 | ★ D3TZ 3A635-F | 3 |
| D3TZ 3C618-C | 1 | ★ D3UZ 3A635-A | 3 |
| ★ D4TZ 3C618-A | 1 | ★ D3UZ 3A635-B | 4 |
| ★ D1TZ 3A635-D | 2 | ★ D4TZ 3A635-A | 5 |
| ★ D3TZ 3A635-A | 2 | ★ D4TZ 3A635-B | 5 |
| ★ D3TZ 3A635-B | 2 | ★ D4TZ 3A635-C | 5 |
| ★ D3TZ 3A635-C | 2 | ★ D4UZ 3A635-A | 5 |
| ★ D3TZ 3A635-D | 2 | | |

| QTY. | PART NUMBER | DESCRIPTION | QTY. | PART NUMBER | DESCRIPTION | |
|------|----------------|---------------------------------------|------|----------------|---------------------------------------|--------------|
| | ★ D3TZ 3C618-A | | | D3TZ 3C618-C | | |
| | Consists of | | | Consists of | | |
| 1 | ★ D3TZ 3A674-A | Pump-P/S | 1 | D3TZ 3C511-A | Support-P/S pump | |
| r/b | D6TZ 3A674-A | | 1 | ● C5SZ 3D600-A | Spacer-P/S pump adjusting bracket | |
| | (11/78) | | 1 | ★ D3TZ 3A674-A | Pump-P/S | |
| 1 | D3TZ 3A713-C | Hose assy.-return line | r/b | D6TZ 3A674-A | | |
| 1 | D3TZ 3A719-B | Hose assy.-pressure | | (11/78) | | |
| 1 | C7AZ 3A732-A | Bracket-P/S pump adjusting | 1 | D3TZ 3A713-C | Hose assy.-P/S return line | |
| 1 | C5AZ 3A733-H | Pulley assy.-pump | 1 | D3TZ 3A719-D | Hose assy.-P/S pressure line | |
| 1 | C9PZ 8620-GJ | Belt-fan-42 1/2" | 1 | D1AZ 3A732-A | Bracket assy.-P/S pump adjusting | |
| 2 | 34988-S4 | Nut-locking-7/16"-14 | 1 | ● C7AZ 3A733-E | Pulley assy.-P/S pump | |
| 3 | 42848-S2 | Bolt-hex. head-5/16"-18 x 1 1/8" | 1 | ● C8AZ 6A312-D | Pulley assy.-crankshaft | |
| 3 | 370608-S2 | Bolt-hex. head-3/8"-16 x 3 1/4" | 1 | ● C9PZ 8620-CB | Belt-P/S pump-1/2" x 45 3/4" | |
| 2 | 377279-S2 | Stud-7/16"-14 x 2 1/8" | 1 | 34987-S2 | Nut-hex.-3/8"-16 | |
| 1 | 383184-S2 | Screw-1/4"-20 x 3/4" tapping | 4 | 55738-S2 | Nut-hex. lock-3/8"-16 | |
| 1 | C9AZ 8287-A | Clamp-hose | 5 | 370608-S2 | Bolt-hex. washer head-3/8"-16 x 3/4" | |
| 2 | 384544-S100 | Washer-flat-1/2" | 1 | ● 377278-S2 | Stud-3/8"-16 | |
| 1 | | Instruction sheet | 1 | 378720-S2 | Nut-hex.-5/8"-18 | |
| | ★ D3TZ 3C618-B | - r/b Details (11/77) | 1 | 383184-S2 | Screw-hex. hd. tapping-1/4"-20 x 3/4" | |
| | Consists of | | 1 | C9AZ 8287-A | Clamp-hose | |
| 1 | D0AZ 3C511-E | Support-P/S pump | 1 | | Instruction sheet | |
| 1 | ★ D3TZ 3A674-A | Pump-P/S | | ★ D4TZ 3C618-A | | |
| r/b | D6TZ 3A674-A | | | Consists of | | |
| | (11/78) | | | 1 | D0AZ 3C511-F | Support-pump |
| 1 | D3TZ 3A713-C | Hose assy.-return line | 1 | ★ D3TZ 3A674-A | Pump-P/S | |
| 1 | D3TZ 3A719-C | Hose assy.-pressure line | r/b | D6TZ 3A674-A | | |
| 1 | D0AZ 3A732-C | Bracket assy.-P/S pump adjusting | | (11/78) | | |
| 1 | C9TZ 3A733-D | Pulley assy.-P/S pump | 1 | D4TZ 3A713-A | Hose assy.-return line | |
| 1 | D00Z 6A312-E | Pulley assy.-crankshaft | 1 | D4TZ 3A719-A | Hose assy.-pressure line | |
| 1 | D1AZ 8509-B | Pulley assy.-water pump | 1 | D1AZ 3A732-A | Bracket-P/S pump adjusting | |
| 1 | C9PZ 8620-P | Belt-alternator-15/32" x 39" | 1 | C9TZ 3A733-D | Pulley assy.-pump | |
| 1 | D0TZ 8620-B | Belt-P/S pump-1/2" x 50 1/2" | 1 | C9PZ 8620-CM | Belt-fan-1/2" x 52" | |
| 5 | 370608-S2 | Bolt-hex. head-3/8"-16 x 3/4" | 1 | 34975-S2 | Nut-1/4"-20 | |
| 1 | 378720-S2 | Nut-hex.-5/8"-18 | 1 | 34988-S2 | Nut-7/16"-14 | |
| 1 | 382092-S2 | Bolt-hex. head-7/16"-14 x 3/4" | 4 | 55738-S2 | Nut-3/8"-16 | |
| 1 | 383184-S2 | Screw-hex. hd. tapping-1/4"-20 x 3/4" | 1 | 304646-S2 | Bolt-1/4"-20 x 3/4" | |
| 1 | C9AZ 8287-A | Clamp-hose | 5 | 370608-S2 | Bolt-3/8"-16 x 3/4" | |
| 1 | 383722-S2 | Bolt-7/16"-14 x 6 3/8" | 1 | 378720-S2 | Nut-5/8"-18 | |
| 1 | 384542-S2 | Washer-flat-7/16" | 1 | 380079-S2 | Washer-flat-7/16" | |
| 1 | | Instruction sheet | 2 | 381649-S2 | Bolt-3/8"-16 x 1" | |
| | | | 1 | 383184-S2 | Screw-1/4"-20 x 3/4" | |
| | | | 1 | C9AZ 8287-A | Clamp-hose | |
| | | | 1 | 383723-S2 | Stud-7/16"-14 x 2 3/5" | |
| | | | 1 | 385049-S | Spacer-flat-7/16" | |
| | | | 1 | | Installation sketch | |

1973/79
TRUCK SERIES 100/500

POWER STEERING KIT PARTS LISTS - continued

| QTY | PART NUMBER | DESCRIPTION | QTY | PART NUMBER | DESCRIPTION |
|---------------|---------------|-------------------------------------|---------------|---------------|---|
| ★D1TZ 3A635-D | | | ★D3TZ 3A635-E | | |
| Consists of | | | Consists of | | |
| 1 | C5AZ 3A733-F | Pulley Assy.-P/S pump | 1 | D3TA 3B164-AD | Valve & link Assy.-P/S control |
| 1 | C9PZ 8620-HC | Belt-fan-15/32" x 55 1/8" | 1 | D3TA 3A212-EA | Hose Assy.-pressure and return line |
| 1 | | Installation sketch | 1 | D3TZ 3C511-A | Support Assy.-power steering pump |
| ★D3TZ 3A635-A | | | 1 | C5SZ 3D600-A | Spacer-pump adjusting bracket |
| Consists of | | | 1 | D3TZ 3A652-A | Bracket-cylinder mounting |
| 1 | D3TZ 3504-B | Gear Assy.-steering | 2 | D3TZ 3E654-A | U-bolt-cylinder mounting bracket |
| 1 | D2TZ 3590-B | Arm-steering gear pitman | 1 | ★D3TZ 3A674-A | Pump Assy.-power steering |
| 1 | C9TZ 3668-A | Clamp Assy.-strg. column bracket | r/b | D6TZ 3A674-A | |
| 1 | D3TZ 3668-B | Bracket-steering column | | (11/78) | |
| 1 | D3TA 7200-AWE | Shift Assy.-trans. gear | 1 | D1AZ 3A732-A | Bracket Assy.-pump adjusting |
| 1 | C9TZ 15517-C | Bracket-backup lamp switch mtg. | 1 | C7AZ 3A733-E | Pulley Assy.-power steering pump |
| 1 | 383466-S2 | Bolt-hex. head-3/8"-16 x 1 1/2" | 1 | D3TA 3A739-AB | Cylinder Assy.-power steering |
| 1 | 379620-S2 | Ring-3/8" | 1 | D3TA 3E765-AA | Hose Assy.-power steering main |
| 2 | 56320-S | Bolt-5/16"-18 x 3/4" | 1 | C8AZ 6A312-D | Pulley Assy.-crankshaft |
| 1 | 72062-S | Cotter pin-1/8" x 1 3/8" | 1 | C9PZ 8620-CB | Belt-fan-1/2" x 45 3/4" |
| 1 | | Instruction sheet | 1 | 34975-S2 | Nut-hex.-1/4"-20 |
| ★D3TZ 3A635-B | | | 4 | 55738-S2 | Nut-hex.-3/8"-16 |
| Consists of | | | 3 | 72062-S | Cotter pin-1/8" x 1 3/8" |
| 1 | C9TZ 2B358-A | Bracket Assy.-brake tube | 1 | 72071-S | Cotter pin-1/8" x 1 1/2" |
| 1 | D3TZ 3504-B | Gear Assy.-steering | 3 | 87907-S8 | Fitting-grease |
| 1 | D3TA 3509-AWC | Tube and flange Assy.-strg. column | 5 | 370608-S2 | Screw-hex. washer head-3/8"-16 x 3/4" |
| 1 | D2TZ 3590-B | Arm-steering gear pitman (F100/250) | 1 | 377278-S2 | Stud-3/8"-16-3/8"-16 x 2" |
| 1 | D2TZ 3590-D | Arm-steering gear pitman (F350) | 2 | 377379-S2 | Screw-hex. washer head-3/8"-16 x 1 1/4" |
| 1 | D3TZ 3668-B | Bracket-steering column lower | 1 | 378720-S2 | Nut-hex.-5/8"-18 |
| 1 | C9TZ 3668-C | Clamp-steering column bracket | 4 | 382400-S2 | Nut-hex.-7/16"-14 |
| 2 | 56320-S2 | Bolt-5/16"-18 x 3/4" | 3 | C9AZ 8287-A | Clamp-hose-7/8" O.D. |
| 1 | 72062-S | Pin-cotter-1/8" x 1 3/8" | 1 | | Instruction sheet |
| 1 | 383466-S2 | Bolt-hex. head-3/8"-16 x 1 1/2" | ★D3TZ 3A635-F | | |
| 1 | | Instruction sheet | Consists of | | |
| ★D3TZ 3A635-C | | | 1 | D4TA 3B164-AA | Valve & link Assy.-P/S control |
| Consists of | | | 1 | D6TA 3A212-DA | Hose Assy.-pressure and return line |
| 1 | C9TZ 2B358-A | Bracket Assy.-brake tube | 1 | D3TZ 3C511-A | Support Assy.-pump |
| 1 | D3TZ 3504-B | Gear Assy.-steering | 2 | D3TZ 3E654-A | U-bolt-P/S cyl. mounting bracket |
| 1 | D2TZ 3590-B | Arm-steering gear pitman (F100/250) | 1 | C5SZ 3D600-A | Spacer-pump adjusting bracket |
| 1 | D2TZ 3590-D | Arm-steering gear pitman (F350) | 1 | D3TZ 3A652-B | Bracket-cylinder mounting |
| 1 | C9TZ 3668-A | Clamp-steering column bracket | 1 | ★D3TZ 3A674-A | Pump Assy.-power steering |
| 1 | D3TZ 3668-B | Bracket-steering column lower | r/b | D6TZ 3A674-A | |
| 1 | D3TA 7200-BWC | Selector Assy.-trans. control | | (11/78) | |
| 2 | 56320-S2 | Bolt-5/16"-18 x 3/4" | 1 | D1AZ 3A732-A | Bracket Assy.-pump adjusting |
| 1 | 72062-S | Pin-cotter-1/8" x 1 3/8" | 1 | C7AZ 3A733-E | Pulley Assy.-power steering pump |
| 1 | 379620-S2 | Ring-retaining-3/8" I.D. | 1 | D4TA 3A739-AA | Cylinder Assy.-power steering |
| 1 | 383466-S2 | Bolt-hex. head-3/8"-16 x 1 1/2" | 1 | D6TA 3F765-AA | Hose Assy.-power steering main |
| 1 | | Instruction sheet | 1 | C8AZ 6A312-D | Pulley Assy.-crankshaft |
| ★D3TZ 3A635-D | | | 1 | C9PZ 8620-CB | Belt-fan-1/2" x 45 3/4" |
| Consists of | | | 1 | 34975-S2 | Nut-hex.-1/4"-20 |
| 1 | C9PZ 8620-CH | Belt-fan-1/2" x 49 1/4" | 4 | 55738-S2 | Nut-hex. locking-3/8"-16 |
| 1 | | Instruction sheet | 4 | 55738-S2 | Nut-hex. locking-3/8"-16 |
| | | | 3 | 72053-S36 | Cotter pin-1/8" x 1 3/8" |
| | | | 1 | 72071-S36 | Cotter pin-1/8" x 1 1/2" |
| | | | 3 | 87907-S8 | Fitting-grease |
| | | | 1 | 377278-S2 | Stud-3/8"-16-3/8"-16 x 2" |
| | | | 2 | 377379-S2 | Screw-hex. washer hd.-3/8"-16 x 1 1/4" |
| | | | 1 | 378720-S2 | Nut-hex.-5/8"-18 |
| | | | 3 | 382347-S2 | Screw-hex. washer hd.-3/8"-16 x 3/4" |
| | | | 4 | 382400-S2 | Nut-hex.-7/16"-14 |
| | | | 3 | C9AZ 8287-A | Clamp-hose-7/8" O.D. |
| | | | 1 | | Instruction sheet |

1973/79
TRUCK SERIES 100/500

POWER STEERING KIT PARTS LISTS - continued

| Q T Y | PART NUMBER | DESCRIPTION | Q T Y | PART NUMBER | DESCRIPTION |
|-------------|---------------|--|-------------|---------------|--|
| | ★D3UZ 3A635-A | | | D3UZ 3A635-A | cont'd |
| | Consists of | | | Consists of | |
| 1 | D1UA 3A212-AD | Hose assy.-pressure and return line | 4 | 377279-S2 | Stud-7/16"-14 x 2 1/8" |
| 1 | D1UZ 3304-A | Link assy.-steering drag | 3 | C9AZ 8287-A | Clamp-7/8" |
| 2 | C70A 3A344-A | Insulator-piston rod | 2 | 383523-S | Clamp-1 3/8" |
| 2 | D1UA 3A345-AA | Washer-piston rod insulator outer | 3 | 384362-S2 | Bolt-3/8"-16 x 7/8" |
| 1 | D1UZ 3355-A | Arm-steering idler (E100/200) | 2 | 384363-S2 | Bolt-hex. head-7/16"-14 x 1 1/2" |
| 1 | D1UZ 3355-B | Arm-steering idler (E300) | 7 | 384526-S2 | Bolt-hex. head-3/8"-16 |
| 1 | D1UZ 3490-A | Bracket-auxiliary reservoir | 4 | 384544-S100 | Washer-spacer |
| 1 | D4UZ 3F500-A | Hose & tube assy.-auxiliary reservoir | 1 | | Instruction sheet |
| 1 | D1UA 3F509-AA | Spacer-auxiliary reservoir tube lower | | ★D3UZ 3A635-B | |
| 1 | C3AA 3C528-A | Boot-cylinder-push rod | | Consists of | |
| 1 | D1UA 3F535-AA | Stiffener-P/S cyl. mounting bracket | 1 | D1UA 3A212-AD | Hose assy.-pressure and return line |
| 1 | D1UZ 3A540-A | Cylinder & ball stud assy.-P/S | 1 | D1UZ 3304-A | Link assy.-steering drag |
| 1 | D1UZ 3590-A | Arm-steering gear pitman | 2 | C70A 3A344-A | Insulator-power steering piston rod |
| 1 | AJ 3652-A | Spacer-piston rod insulator | 2 | D1UA 3A345-AA | Washer-piston rod insulator |
| 1 | D1UZ 3A652-A | Bracket-cylinder mounting | 1 | D1UZ 3355-A | Arm-steering idler (E100/200) |
| 1 | D1UZ 3C653-A | Bracket assy.-steering gear pitman arm stop-R.H. | 1 | D1UZ 3355-B | Arm-steering idler (E300) |
| | | | 1 | D1UZ 3490-A | Bracket-pump auxiliary reservoir |
| 1 | D1UZ 3C653-B | Bracket assy.-steering gear pitman arm stop-L.H. | 1 | D1UZ 3F500-A | Hose & tube assy.-auxiliary reservoir |
| | | | 1 | C3AA 3C528-A | Boot-power steering cylinder push rod |
| 1 | D3UZ 3A674-A | Pump assy.-power steering | 1 | D1UA 3F535-AA | Stiffener-cylinder mounting bracket |
| 1 | D1UZ 3691-B | Hose-pump to auxiliary reservoir tube | 1 | D1UZ 3A540-A | Cylinder & ball stud assy.-P/S |
| 1 | D1UZ 3A697-A | Reservoir assy.-pump auxiliary | 1 | D1UZ 3590-A | Arm-steering gear pitman |
| 1 | D1UZ 3A730-A | Valve assy.-hydraulic control | 1 | AJ 3652-A | Spacer-P/S piston rod insulator |
| 1 | D1UZ 3A732-B | Bracket-pump adjuster | 1 | D1UZ 3A652-A | Bracket-cylinder mounting |
| 1 | C5AZ 3A733-F | Pulley assy.-power steering pump | 1 | D1UZ 3C653-A | Bracket assy.-steering gear pitman arm stop-R.H. |
| 1 | C3AZ 3C755-A | Clamp-cylinder piston rod boot | | | |
| 1 | D1UA 3E765-AD | Hose assy.-power steering main | 1 | D1UZ 3C653-B | Bracket assy.-steering gear pitman arm stop-L.H. |
| 1 | C9PZ 8620-GF | Belt-fan | 1 | D3UZ 3A674-A | Pump assy.-power steering |
| 1 | 20364-S2 | Bolt-1/4"-20 x 7/8" | 1 | D1UZ 3691-A | Hose-auxiliary reservoir tube |
| 1 | 33799-S2 | Nut-3/8"-16 | 1 | D1UZ 3A697-A | Reservoir assy.-pump auxiliary |
| 1 | 33925-S8 | Nut-hex.-3/8"-24 | 1 | D1UZ 3A730-A | Valve assy.-hydraulic control |
| 1 | 34792-S2 | Washer-lock-3/8" | 1 | D1UZ 3A732-A | Bracket-pump adjuster |
| 1 | 34975-S2 | Nut-1/4"-20 | 1 | C5AZ 3A733-F | Pulley assy.-power steering pump |
| 4 | 34988-S2 | Nut-7/16"-14 | 1 | C3AZ 3C755-A | Clamp-cylinder piston rod boot |
| 2 | 44730-S2 | Washer-flat-7/16" | 1 | D1UA 3E765-AD | Hose assy.-power steering main |
| 1 | 45218-S8 | Nut-3/8"-24 | 1 | D1TZ 6A312-A | Pulley assy.-crankshaft |
| 2 | 55980-S2 | Screw-tapping-1/4"-14 x 3/8" | 1 | C9PZ 8620-GY | Belt-15/32" x 35 3/4" |
| 1 | 56126-S2 | Bolt-5/16"-18 x 2" | 1 | D1TE 9B273-AA | Tube assy.-fuel pump to fuel filter |
| 1 | 56138-S2 | Bolt-3/8"-16 x 3/4" | 1 | D1UZ 9324-A | Hose-fuel tube |
| 1 | 56341-S2 | Bolt-3/8"-16 x 1 1/4" | 1 | D1TZ 9350-A | Pump assy.-fuel |
| 4 | 72044-S36 | Pin-cotter-1/8" x 7/8" | 1 | C3AZ 9417-C | Gasket-fuel pump |
| 1 | 72089-S | Pin-cotter-1/8" x 1 3/4" | 1 | 20364-S2 | Bolt-hex. head-1/4"-20 x 7/8" |
| 1 | 87907-S8 | Lube fitting-straight-1/4" | 2 | 33770-S2 | Nut-5/16"-18 |
| 1 | 305078-S2 | Spring-pin-3/16" x 1" | 1 | 33799-S2 | Nut-3/8"-16 |
| 1 | 351415-S2 | Spacer-without A/C | 1 | 33925-S8 | Nut-hex.-3/8"-24 |
| 5 | 351440-S2 | Washer-flat-3/8" | 1 | 34792-S2 | Washer-lock-3/8" |
| 3 | 370608-S2 | Screw-3/8"-16 x 3/4" | 1 | 34975-S2 | Nut-1/4"-20 |
| | | | 2 | 44730-S2 | Washer-flat-7/16" |

1973/79
TRUCK SERIES 100/500

POWER STEERING KIT PARTS LISTS -- continued

| Q T Y | PART NUMBER | DESCRIPTION | Q T Y | PART NUMBER | DESCRIPTION |
|-------------|---------------|---------------------------------------|-------------|---------------|--|
| | D3UZ 3A635-B | cont'd. | | ★D4UZ 3A635-A | |
| | Consists of | | | Consists of | |
| 1 | 45218-S8 | Nut-3/8"-24 | 1 | D1UA 3A212-AD | Hose assy.-pressure and return line |
| 2 | 55980-S2 | Screw-tapping-1/4"-14 x 3/8" | 1 | D1UZ 3304-A | Link assy.-steering drag |
| 1 | 56135-S2 | Bolt-5/16"-18 | 2 | C70A 3A344-A | Insulator-power steering piston rod |
| 1 | 56341-S2 | Bolt-3/8"-16 x 1 1/4" | 2 | D1UA 3A345-AA | Washer-piston rod insulator |
| 5 | 72026-S | Pin-cotter-1/8" x 7/8" | 1 | D1UZ 3355-A | Arm-steering idler (E100/200) |
| 1 | 72080-S | Pin-cotter-1/8" x 1 3/4" | 1 | D1UZ 3355-B | Arm-steering idler (E300) |
| 1 | 87907-S8 | Lube fitting-straight-1/4" | 1 | D1UZ 3490-A | Bracket-pump auxiliary reservoir |
| 1 | 87972-S | Connector (fuel line to pump) | 1 | D1UZ 3F500-A | Hose & tube assy.-auxiliary reservoir |
| 1 | 305078-S2 | Spring pin-3/16" x 1" | 1 | C3AA 3C528-A | Boot-power steering cylinder push rod |
| 5 | 351440-S2 | Washer-flat-3/8" | 1 | D1UA 3F535-AA | Stiffener-cylinder mounting bracket |
| 3 | 370608-S2 | Screw-3/8"-16 x 3/4" | 1 | D1UZ 3A540-A | Cylinder & ball stud assy.-P/S |
| 2 | 379930-S2 | Nut-5/16"-18 | 1 | D1UZ 3590-A | Arm-steering gear pitman |
| 2 | 382119-S100 | Clamp | 1 | AJ 3652-A | Spacer-P/S piston rod insulator |
| 3 | C9AZ 8287-A | Clamp-7/8" | 1 | D1UZ 3A652-A | Bracket-cylinder mounting |
| 2 | 383523-S | Clamp-1 3/8" | 1 | D1UZ 3C653-A | Bracket assy.-steering gear pitman arm stop-R.H. |
| 3 | 384362-S2 | Bolt-3/8"-16 x 7/8" | 1 | D1UZ 3C653-B | Bracket assy.-steering gear pitman arm stop-L.H. |
| 2 | 384363-S2 | Bolt-hex. head-7/16"-14 x 1 1/2" | 1 | D3UZ 3A674-A | Pump assy.-power steering |
| 1 | 384417-S2 | Stud-5/16"-18 | 1 | D1UZ 3691-A | Hose-auxiliary reservoir tube |
| 1 | 384514-S | Stud-5/16"-18 x 5" | 1 | D1UZ 3A697-A | Reservoir assy.-pump auxiliary |
| 7 | 384526-S2 | Bolt-hex. head-3/8"-16 | 1 | D1UZ 3A730-A | Valve assy.-hydraulic control |
| | ★D4TZ 3A635-A | | 1 | D1UZ 3A732-A | Bracket-pump adjuster |
| | Consists of | | 1 | C5AZ 3A733-F | Pulley assy.-power steering pump |
| 1 | D4TZ 2B358-A | Bracket assy.-brake valve support | 1 | C3AA 3C755-A | Clamp-cylinder piston rod boot |
| 1 | D4TZ 3504-A | Gear assy.-steering | 1 | D1UA 3E765-AD | Hose assy.-power steering main |
| 1 | D2TZ 3590-B | Arm-steering gear pitman (F100/250) | 1 | D1TZ 6A312-A | Pulley assy.-crankshaft |
| 1 | D2TZ 3590-D | Arm-steering gear pitman (F350) | 1 | C9PZ 8620-GY | Belt-15/32" x 35 3/4" |
| 1 | D3TZ 3668-B | Bracket-steering column lower | 1 | D4UE 9B273-AA | Tube assy.-fuel pump to fuel filter |
| 1 | D4TA 7200-LWA | Selector assy.-transmission control | 1 | D1UZ 9324-A | Hose-fuel tube |
| 2 | 56320-S2 | Bolt-5/16"-18 x 3/4" | 1 | D4UZ 9350-D | Pump assy.-fuel |
| 1 | 72062-S | Pin-cotter-1/8" x 1 3/8" | 1 | C3AZ 9417-C | Gasket-fuel pump |
| 1 | 379620-S2 | Ring-3/8" | 1 | 20364-S2 | Bolt-hex. head-1/4"-20 x 7/8" |
| 2 | 379930-S2 | Nut-5/16"-18 | 2 | 33770-S2 | Nut-5/16"-18 |
| 1 | | Instruction sheet | 1 | 33799-S2 | Nut-3/8"-16 |
| | ★D4TZ 3A635-B | | 1 | 33925-S8 | Nut-hex.-3/8"-24 |
| | Consists of | | 1 | 34792-S2 | Washer-lock-3/8" |
| 1 | D4TZ 2B358-A | Bracket assy.-brake valve support | 1 | 34975-S2 | Nut-1/4"-20 |
| 1 | D4TZ 3504-A | Gear assy.-steering | 2 | 44730-S2 | Washer-flat-7/16" |
| 1 | D4TA 3509-EWA | Tube and flange assy.-steering column | 1 | 45218-S8 | Nut-3/8"-24 |
| 1 | D2TZ 3590-B | Arm-steering gear pitman (F100/250) | 2 | 55980-S2 | Screw-tapping-1/4"-14 x 3/8" |
| 1 | D2TZ 3590-D | Arm-steering gear pitman (F350) | 1 | 56135-S2 | Bolt-5/16"-18 |
| 1 | D3TZ 3668-B | Bracket-steering column lower | 1 | 56341-S2 | Bolt-3/8"-16 x 1 1/4" |
| 2 | 56320-S2 | Bolt-5/16"-18 x 3/4" | 5 | 72044-S36 | Pin-cotter-1/8" x 7/8" |
| 1 | 72062-S | Pin-cotter-1/8" x 1 3/8" | 1 | 72089-S | Pin-cotter-1/8" x 1 3/4" |
| 2 | 379330-S2 | Nut-5/16"-18 | 1 | 87907-S8 | Lube fitting-straight-1/4" |
| 1 | | Instruction sheet | 1 | 87972-S | Connector (fuel line to pump) |
| | ★D4TZ 3A635-C | | 1 | 305078-S2 | Spring pin-3/16" x 1" |
| | Consists of | | 1 | 351440-S2 | Washer-flat-3/8" |
| 1 | D4TZ 2B358-A | Bracket assy.-brake valve support | 3 | 370608-S2 | Screw-3/8"-16 x 3/4" |
| 1 | D4TZ 3504-A | Gear assy.-steering | 2 | 379930-S2 | Nut-5/16"-18 |
| 1 | D2TZ 3590-B | Arm-steering gear pitman | 2 | 382119-S100 | Clamp |
| 1 | D3TZ 3668-B | Bracket-steering column lower | 3 | C9AZ 8287-A | Clamp-7/8" |
| 1 | D4TA 7200-KWA | Shift assy.-trans. gear | 2 | 383523-S | Clamp-1 3/8" |
| 1 | C9TZ 15517-C | Bracket-backup lamp switch mtg. | 3 | 384362-S2 | Bolt-3/8"-16 x 7/8" |
| 2 | 56320-S2 | Bolt-5/16"-18 x 3/4" | 2 | 384363-S2 | Bolt-hex. head-7/16"-14 x 1 1/2" |
| 1 | 72062-S | Pin-cotter-1/8" x 1 3/8" | 1 | 384417-S2 | Stud-5/16"-18 |
| 2 | 379620-S2 | Ring-3/8" | 1 | 384514-S | Stud-5/16"-18 x 5" |
| 2 | 379930-S2 | Nut-5/16"-18 | 7 | 384526-S2 | Bolt-hex. head-3/8"-16 |
| 1 | | Instruction sheet | | | |

4A001 thru 4598 Refer to Section 41

REAR AXLES and RELATED PARTS

HOW TO IDENTIFY REAR AXLE PARTS.

1. BY USING THE WARRANTY PLATE CODE.

Refer to page 5 of this section. Codes are arranged in alphabetical and numerical sequence.

2. BY USING THE APPLICATION CHART

Refer to page 7 of this section.

3. BY USING THE AXLE TAG or DIFFERENTIAL CARRIER IDENTIFICATION NUMBER.

Refer to page 8 of this section. Illustrations showing the location of identification numbers (stampings and tags) appear on pages 3 and 4 of this section.

4. BY USING REAR AXLE ILLUSTRATIONS.

- a. Parts illustrations for rear axle components are published in Illustration Section 40 of the Truck Illustrations Catalog, Form FP 8096-B. For appropriate page number, see the Index at the beginning of Illustration Section 40 or refer to Truck Rear Axle Application Chart on page 7 of this section.
- b. Find the basic group number from the illustration.
- c. Use one of the methods above to determine the rear axle parts list number in Section 40.1.
- d. Refer to the group in the catalog. Determine the part number needed from that group or follow cross-references to other groups to determine the part number needed.

5. BY USING THE ALPHABETICAL INDEX.

- a. An index listed alphabetically by part name showing the related basic or group number for rear axle parts is located at the beginning of this catalog.
- b. Use the index to find the group number of the part.
- c. Use one of the methods above to determine the rear axle parts list number in Section 40.1.
- d. Turn to the proper parts list and select the part in the group desired.

6. BY USING CHARTS SHOWING DIMENSIONS or MARKINGS.

Refer to basic groups 4209, 4234, 4851 and 4859 in Sections 41 and 48 to identify these parts.

4 WHEEL DRIVE FRONT AXLES

Parts lists and appropriate information for identifying the parts lists for 4 Wheel Drive Front Axles are included in Section 30, page 1.

REAR AXLE SECTION ARRANGEMENT

The sections in the rear axle area are arranged in the following order: 40, 40.1 and 41.

Select the appropriate parts list number by using one of the above methods.

Refer to the affected parts list in Section 40.1 and determine part number of required parts.

When available, complete Rear Axle Assemblies and Differential Carrier Assemblies are listed on pages 15 thru 27 of this section.

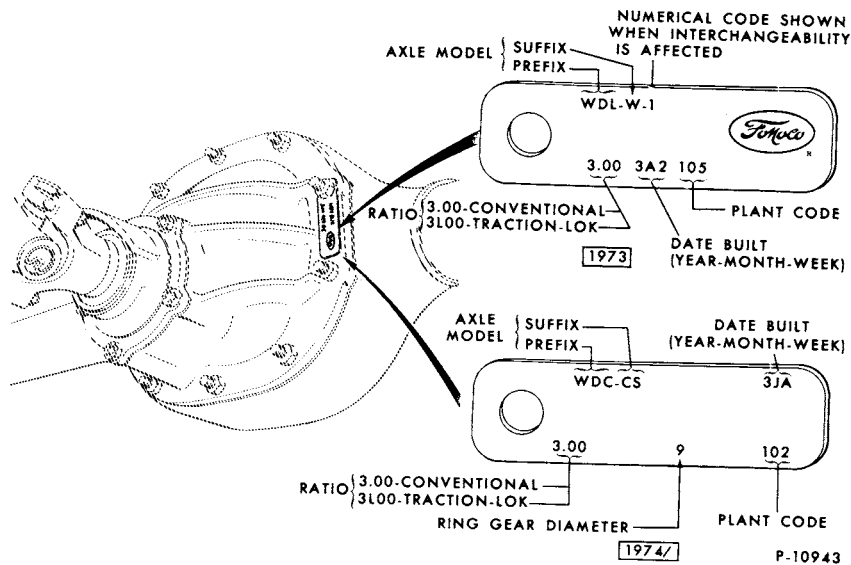
1973/79
TRUCK SERIES 100/500

| 1973/MODEL and REAR AXLE COMBINATION | | | | | | | | |
|---|--------------------|----------|------------------------|---------------------------|---------------|--|---------------------------|---------------------------|
| MODEL | REAR AXLE ASSEMBLY | | | | MODEL | REAR AXLE ASSEMBLY | | |
| | % MFG. and MODEL | CAPACITY | DIFFERENTIAL | | | % MFG. and MODEL | CAPACITY | DIFFERENTIAL |
| Note: % Dana refers to Dana (Spicer) and Rockwell (Timken) refers to Rockwell | | | | | | | | |
| B500 | EATON 15201 | 15M | Non-locking, two speed | | F150 | FORD WFE | 3.6M | Locking |
| | ROCKWELL | D100 | 13M | Non-locking, single speed | F250(2/W/D) | DANA 60,60HD,61-1,61-2, 60, 60HD, 61-1 | 5.3M | Non-locking |
| | | D140 | 13M | Non-locking, single speed | F250(4/W/D) | DANA 60HD | 5.3M | Non-locking |
| | | F106 | 15M | Non-locking, single speed | F350 | DANA 70B | 7.4M | Non-locking |
| E100 | FORD WEV | 3.05M | Non-locking | F500 | EATON 15201 | 15M | Non-locking, two speed | |
| E100 | FORD WFT | 3.3M | Locking | | ROCKWELL D100 | 13M | Non-locking, single speed | |
| E150 | FORD WEV | 3.05M | Non-locking | | D140 | 13M | Non-locking, single speed | |
| E150 | FORD WFT | 3.6M | Locking | | F106 | 15M | Non-locking, single speed | |
| E200 | FORD WEW | 3.3M | Non-locking | | M450/500 | ROCKWELL C100 | 11M | Non-locking, single speed |
| E250 | DANA 61 | 5.3M | Non-locking | | | D100 | 13M | Non-locking, single speed |
| E300 | DANA 60-3E | 5.05M | Non-locking | D100 | | 13M | Locking, single speed | |
| | DANA 60-3E | 5.05M | Locking | D100 | | 13M | Locking, single speed | |
| E350 | DANA 70B | 7.4M | Non-locking | D140 | | 13M | Non-locking, single speed | |
| | DANA 70B | 7.4M | Locking | P350 | | DANA 60 | 5.3M | Non-locking |
| F100(2/W/D) | FORD WDM | 3.3M | Non-locking | | DANA 70B | 7.4M | Non-locking | |
| | FORD WDM | 3.3M | Locking | | P400 | DANA 70B | 7.4M | Non-locking |
| | FORD WFE | 3.3M | Locking | | P500 | ROCKWELL D100 | 13M | Non-locking, single speed |
| | FORD WFE | 3.6M | Locking | D140 | | 13M | Non-locking, single speed | |
| F100 | DANA 44-3 | 2.9M | Non-locking | F100(4/W/D) | FORD WDM | 3.3M | Non-locking | |
| | DANA 44-3 | 3.75M | Locking | | FORD WFE | 3.6M | Locking | |
| F150 | FORD WDM | 3.6M | Non-locking | F150 | FORD WDM | 3.6M | Non-locking | |
| | FORD WDM | 3.75M | Non-locking | | FORD WDM | 3.75M | Non-locking | |

REAR AXLE IDENTIFICATION NUMBER LOCATIONS

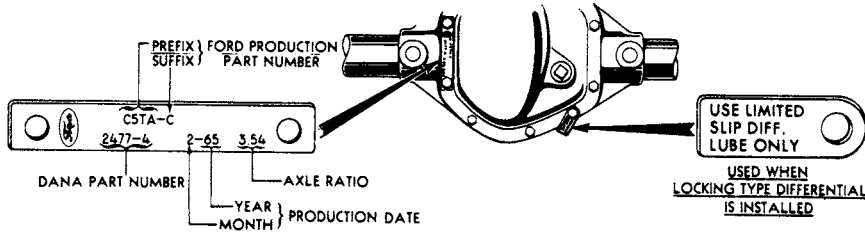
Identification tags are provided on Ford and Dana (Spicer) axles to help locate service parts. For Eaton axles, use identification numbers on the carrier or housing to help locate parts. Refer to page 8 of this section for a cross-reference from identification numbers to axle parts lists.

FORD DESIGNED REAR AXLES
P-10943



1973/79 TRUCK SERIES 100/500

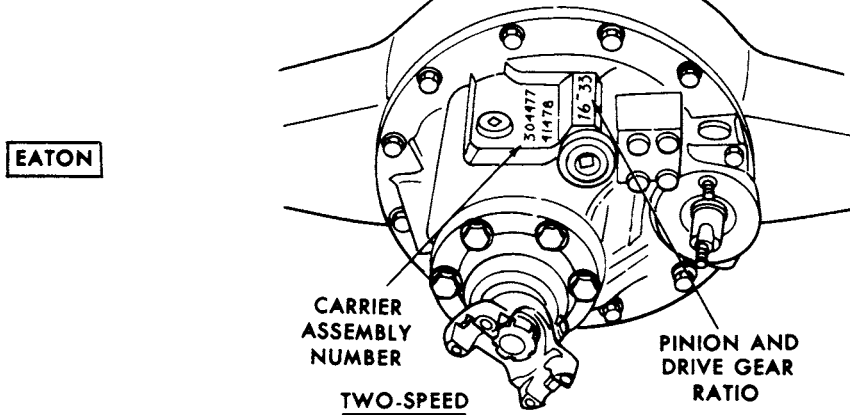
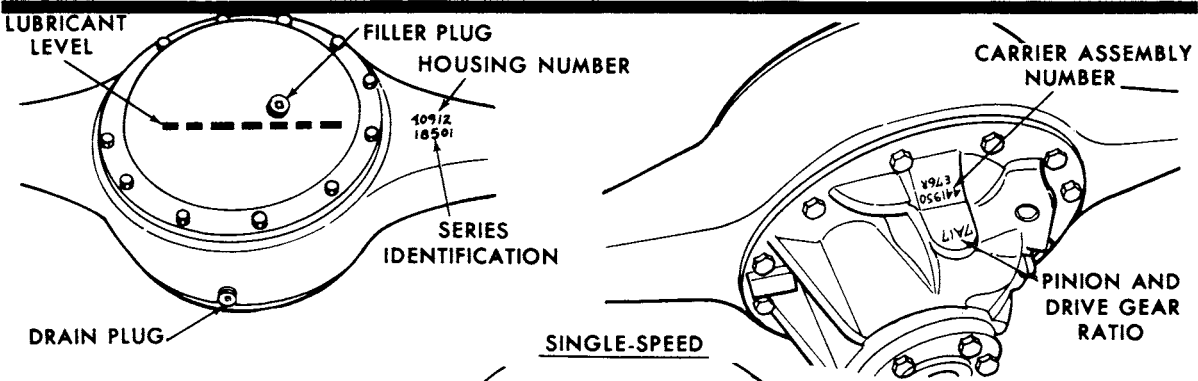
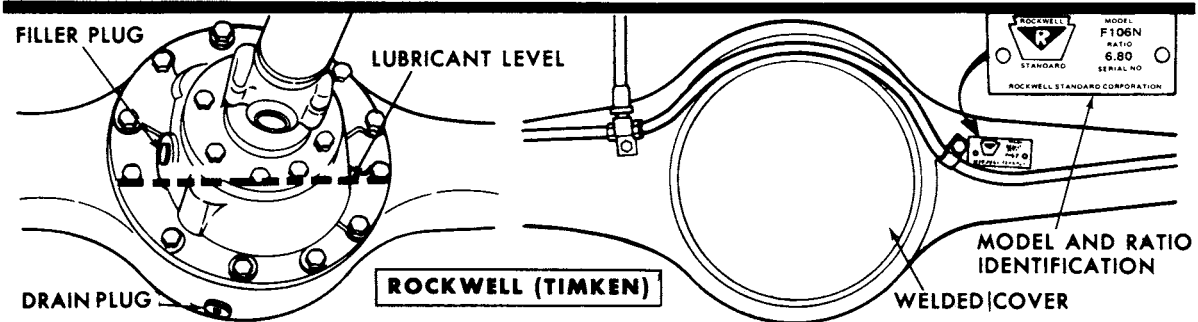
REAR AXLE IDENTIFICATION CHART



DANA AXLE IDENTIFICATION

P-5383

DANA (SPICER) REAR AXLES



WHEN USING THE REAR AXLE IDENTIFICATION CHART, THE TRUCK MODEL AND YEAR SHOULD BE VERIFIED FIRST, AS THE MANUFACTURER'S AXLE MODEL AND CARRIER IDENTIFICATION NUMBERS MAY BE THE SAME FOR TWO OR MORE AXLES.

**1973/79
TRUCK SERIES 100/500**

REAR AXLE WARRANTY PLATE CODE

For instructions on the use of the warranty plate codes, also for other methods of identifying rear axle parts and assemblies, refer to page 1.

If complete Axle Assembly or Differential Assembly is desired, find the Parts List Number in the differential carrier and rear axle identification chart page 8, then refer to page 15 of this section.

1973/ REAR AXLE WARRANTY PLATE CODE CHART

| C O O E | YEAR | TYPE | RATIO & CAPACITY | VENDOR MODEL % | C O D E | YEAR | TYPE | RATIO & CAPACITY | VENDOR MODEL % |
|------------------|-------|-----------------------------|------------------------|----------------------|------------------|-------|-----------------------------|------------------------|----------------------|
| | | | | | | | | | |
| 01 | 75/78 | Single speed Non-locking | 3.00 (2.75M) | Ford | 15 | 75/ | Single speed Non-locking | 3.25(3.75M) | Ford |
| 02 | 73/77 | Single speed Non-locking | 3.00(3.3M) | Ford | 16 | 75/ | Single speed Non-locking | 3.50(3.6M)- (3.75M) | Ford |
| 03 | 75/77 | Single speed Non-locking | 4.11 (2.9M) | Ford | 17 | 73/77 | Single speed Non-locking | 3.25(3.3M) | Ford |
| 04 | 75/77 | Single speed Non-locking | 3.50 (2.75M) | Ford | 18 | 75/77 | Single speed Non-locking | 3.50(2.9M) | Ford |
| 05 | 73/77 | Single speed Non-locking | 4.11(3.3M) | Ford | 22 | 75/ | Single speed Locking | 3.07(5.3M) | Dana(61-1) |
| 05 | 78/ | Single Speed Non-locking | 2.75 (2.75M) | Ford | 22 | 75/77 | Single speed Non-locking | 4.88(7.4M) | Dana(70B) |
| 06 | 75 | Single speed Non-locking | 3.70 (2.75M) | Ford | 23 | 73/ | Single speed Non-locking | 3.31(5.3M) | Dana(61-1) |
| 06 | 78/ | Single speed Non-locking | 2.75(2.9M) | Ford | 24 | 73/ | Single speed Non-locking | 4.10(5.3M) | Dana(60) |
| 07 | 75 | Single speed Non-locking | 4.11(2.75M) | Ford | 24 | 75/78 | Single speed Non-locking | 4.10(5.3M) | Dana(61-1) |
| 07 | 76 | Single speed Non-locking | 3.25(2.9M) | Ford | 25 | 73 | Single speed Non-locking | 3.31(5.3M) | Dana(61-1) |
| 08 | 73/77 | Single speed Non-locking | 3.50(3.3M) | Ford | 25 | 75/77 | Single speed Non-locking | 4.56(5.2M) | Dana(60) |
| 09 | 73/77 | Single speed Non-locking | 3.70(3.3M) | Ford | 26 | 73/74 | Single speed Non-locking | 3.54(5.3M) | Dana(61-1) |
| 10 | 73/74 | Single speed Non-locking | 3.25(3.05M) | Ford | 27 | 73/ | Single speed Non-locking | 4.10(7.4M) | Dana(70B) |
| 11 | 73/74 | Single speed Non-locking | 3.50(3.05M) | Ford | 28 | 73/ | Single speed Non-locking | 4.56(7.4M) | Dana(70B) |
| 11 | 75 | Single speed Non-locking | 4.11(3.6M) | Ford | 36 | 73/ | Single speed Non-locking | 3.73(7.4M) | Dana(70B) |
| 12 | 73/74 | Single speed Non-locking | 3.70(3.05M) | Ford | 37 | 73/ | Single speed Non-locking | 3.54(5.3M) | Dana(60) |
| 12 | 75 | Single speed Non-locking | 3.70(3.6M)- (3.75M) | Ford | 38 | 73/ | Single speed Non-locking | 3.73(5.3M) | Dana(60) |
| 12 | 76/78 | Single speed Non-locking | 3.00(2.9M) | Ford | 38 | 75/78 | Single speed Non-locking | 3.73(5.3M) | Dana(61-1) |
| 12 | 79 | Single speed Non-locking | 4.11(3.75M) | Ford | 41 | 73/75 | Single speed Non-locking | 5.83(13M) | Rockwell(D100) |
| 13 | 78/ | Single speed Non-locking | 2.75(3.75M) | Ford | 41 | 75/77 | Single speed Non-locking | 5.83(13M) | Rockwell(D140) |
| 14 | 75/ | Single speed Non-locking | 3.00(3.6M)- (3.75M) | Ford | 42 | 73 | Single speed Non-locking | 6.20(13M) | Rockwell(D100) |

1973/79
TRUCK SERIES 100/500

1973/ REAR AXLE WARRANTY PLATE CODE CHART

| C O D E | YEAR | TYPE | RATIO & CAPACITY | VENDOR MODEL % | C O D E | YEAR | TYPE | RATIO & CAPACITY | VENDOR MODEL % |
|---|-------|-----------------------------|---------------------|----------------------|------------------|-------|--------------------------|------------------------|----------------------|
| Note % Dana refers to Dana (Spicer) and Rockwell refers to Rockwell (Timken) — Cont'd | | | | | | | | | |
| 42 | 75/77 | Single speed Non-locking | 6.20(13M) | Rockwell(D140) | B9 | 75/77 | Single speed Locking | 3.50(3.3M) | Ford |
| 44 | 73/75 | Single speed Non-locking | 6.80(13M) | Rockwell (D100) | C7 | 73/ | Single speed Locking | 3.54(5.3M) | Dana(60) |
| 44 | 75/77 | Single speed Non-locking | 6.80(13M) | Rockwell(D140) | C8 | 73/ | Single speed Locking | 3.73(5.3M) | Dana(60) |
| 45 | 75/77 | Single speed Non-locking | 4.88(13M) | Rockwell(D140) | C8 | 75/78 | Single speed Locking | 3.73(5.3M) | Dana(61-1) |
| 47 | 75/77 | Single speed Non-locking | 4.33(13M) | Rockwell(D140) | D6 | 73/77 | Single speed Locking | 3.73(7.4M) | Dana (70B) |
| 62 | 73/77 | Single speed Non-locking | 6.20(15M) | Rockwell(F106) | D7 | 73/ | Single speed Locking | 4.10(7.4M) | Dana(70B) |
| 64 | 73/77 | Single speed Non-locking | 6.80(15M) | Rockwell(F106) | F2 | 73/77 | Two speed Non-locking | 5.83/8.12(15M) | Eaton(15201) |
| 66 | 73/77 | Single speed Non-locking | 7.20(15M) | Rockwell(F106) | F3 | 73/77 | Two speed Non-locking | 6.33/8.81(15M) | Eaton(15201) |
| 71 | 73/77 | Single speed Non-locking | 3.54(5.05M) | Dana(60) | G1 | 73/74 | Single speed Locking | 3.54(5.05M) | Dana(60) |
| 72 | 73/77 | Single speed Non-locking | 3.73(5.05M) | Dana(60) | G3 | 73/74 | Single speed Locking | 4.10(5.05M) | Dana(60) |
| 73 | 73/77 | Single speed Non-locking | 4.10(5.05M) | Dana(60) | H1 | 73/77 | Single speed Locking | 3.00(3.6M)— (3.75M) | Ford |
| A2 | 73/77 | Single speed Locking | 3.70(3.3M) | Ford | H2 | 73/ | Single speed Locking | 3.50(3.6M)— (3.75M) | Ford |
| A3 | 75/77 | Single speed Locking | 4.11(2.9M) | Ford | H3 | 73/77 | Single speed Locking | 4.11(3.6M)— (3.75M) | Ford |
| A5 | 75/77 | Single speed Locking | 4.11(3.3M) | Ford | H3 | 79 | Single speed Locking | 2.75(3.75M) | Ford |
| B4 | 73/ | Single speed Locking | 4.10(5.3M) | Dana(60) | H4 | 73/ | Single speed Locking | 3.25(3.6M)— (3.75M) | Ford |
| B4 | 75/77 | Single speed Locking | 4.10(5.3M) | Dana(61-1) | H5 | 75/77 | Single speed Locking | 3.70(3.75M) | Ford |
| B5 | 73/74 | Single speed Locking | 3.31(5.3M) | Dana(61-1) | H7 | 79 | Single speed Locking | 3.00(3.75M) | Ford |
| B8 | 75/77 | Single speed Locking | 3.50(2.9M) | Ford | H9 | 78/ | Single speed Locking | 4.11(3.75) | Ford |

1973/79
TRUCK SERIES 100/500

1973/ REAR AXLE APPLICATION CHART

For information pertaining to the identification of rear axles and related parts, refer to page 1 of this section. If complete axle Assy. or differential Assy. is desired, find the parts list number in the differential carrier and rear axle identification chart page 8, then refer to the Rear Axle and Differential Carrier Chart on page 15 of this section.

| SERIES | YEAR | S P E E D | MANUFACTURER | | CAPACITY | REMARKS | DRIVE GEAR TYPE | ILLUS. SEC.40 PAGE | PARTS LIST NO. |
|--|-------|-----------------------|--------------|-------------------------|-----------------------|-----------------------|-----------------------|--------------------------|----------------------|
| | | | NAME % | MODEL | | | | | |
| %Dana refers to Dana (Spicer) and Rockwell refers to Rockwell (Timken). Note: ♦ Axles with a 2.9M gross axle weight restriction use the ball bearing, above a 2.9M gross axle weight use a Timken | | | | | | | | | |
| B-E-F-P100/500 Single axles | | | | | | | | | |
| B500 | 73/75 | 1 | Rockwell | D100 Non-locking | 13M | | Hypoid | 3 | 81 |
| B500 | 73/77 | 1 | Rockwell | D140 Non-locking | 13M | | Hypoid | 3 | 191 |
| B500 | 73/77 | 1 | Rockwell | F106 Non-locking | 15M | | Hypoid | 6 | 95 |
| B500 | 73/77 | 2 | Eaton | 15201 Non-locking | 15M | | Bevel | 5 | 164 |
| E100 | 73/74 | 1 | Ford | WEV Non-locking | 3.05M | | Hypoid | 1 | 163 |
| E100 | 75/ | 1 | Ford | WEV Non-locking | ♦3.6M 3.75M | | Hypoid | 1 | 163 |
| E100 | 75/ | 1 | Ford | WFT Locking | ♦3.6M 3.75M | | Hypoid | 4 | 192 |
| E150 | 75/ | 1 | Ford | WEV Non-locking | 3.6M 3.75M | | Hypoid | 1 | 163 |
| E150 | 75/ | 1 | Ford | WFT Locking | 3.6M 3.75M | | Hypoid | 4 | 192 |
| E200 | 73/74 | 1 | Ford | WEV Non-locking | 3.3M | | Hypoid | 1 | 91 |
| E250 | 75/ | 1 | Dana | 61-1 Non-locking | 5.3M | Full float axle | Hypoid | 2 | 186 |
| E250 | 75/ | 1 | Dana | 61-1 Locking | 5.3M | Full float axle | Hypoid | 7 | 185 |
| E300 | 73/74 | 1 | Dana | 60.3E Non-locking | 5.05M | Full float axle | Hypoid | 2 | 93 |
| E300 | 73/74 | 1 | Dana | 60.3E Locking | 5.05M | Full float axle | Hypoid | 7 | 94 |
| E350 | 75/ | 1 | Dana | 70B,70HD Non-locking | 7.4M | Full float axle | Hypoid | 2 | 176 |
| E350 | 75/ | 1 | Dana | 70B,70HD Locking | 7.4M | Full float axle | Hypoid | 9 | 177 |
| F100 | 73/74 | 1 | Ford | WDM Non-locking | 3.3M | 28 spline axle shafts | Hypoid | 1 | 91 |
| F100 | 75/ | 1 | Ford | WDM Non-locking | ♦3.3M | 28 spline axle shafts | Hypoid | 1 | 91 |
| F100 | 73/74 | 1 | Ford | WDM Non-locking | 3.3M | 31 spline axle shafts | Hypoid | 1 | 88 |
| F100 | 75/ | 1 | Ford | WDM Non-locking | ♦3.3M 3.75M | 31 spline axle shafts | Hypoid | 1 | 88 |
| F100 | 75/78 | 1 | Ford | WDM Locking | ♦3.3M | | Hypoid | 4 | 193 |
| F100 | 73/78 | 1 | Ford | WFE Locking | 3.3M | 28 spline axle shafts | Hypoid | 4 | 181 |
| F100 | 73/74 | 1 | Ford | WFE Locking | 3.6M | 31 spline axle shafts | Hypoid | 4 | 184 |
| F100 | 75/ | 1 | Ford | WFE-Locking | 3.3M 3.6M 3.75M | 31 spline axle shafts | Hypoid | 4 | 184 |
| F100/150 | 77/ | 1 | Dana | 44-3 Non-locking | 2.9M 3.75M | Semi float axle | Hypoid | 10 | 207 |
| F100/150 | 77/78 | 1 | Dana | 44-3 Locking | 3.75M | Semi float axle | Hypoid | 10 | 208 |
| F150 | 75/ | 1 | Ford | WDM Non-locking | 3.75M | 28 spline axle shafts | Hypoid | 1 | 91 |
| F150 | 75/ | 1 | Ford | WDM Non-locking | 3.75M | 31 spline axle shafts | Hypoid | 1 | 88 |
| F150 | 77/78 | 1 | Ford | WFE Locking | 3.75M | 28 spline axle shafts | Hypoid | 4 | 181 |
| F150 | 75/ | 1 | Ford | WFE Locking | 3.6M, 3.75M | 31 spline axle shafts | Hypoid | 4 | 184 |
| F250 | 73/78 | 1 | Dana | 61-1 Locking | 5.3M | Full float axle | Hypoid | 7 | 185 |
| F250 | 73/ | 1 | Dana | 61-1,61-2 Non-locking | 5.3M | Full float axle | Hypoid | 2 | 186 |
| F250 | 73/ | 1 | Dana | 60, 60.3E, 60HD Locking | 5.3M | Full float axle | Hypoid | 7 | 94 |

1973/79
TRUCK SERIES 100/500

| SERIES | YEAR | S P E E D | MANUFACTURER | | CAPACITY | REMARKS | DRIVE GEAR TYPE | ILLUS. SEC.40 PAGE | PARTS LIST NO. |
|---|-------|-----------------------|--------------|-----------------------------|----------|-----------------|-----------------------|--------------------------|----------------------|
| | | | NAME % | MODEL | | | | | |
| %Dana refers to Dana (Spicer) and Rockwell refers to Rockwell (Timken). — Cont'd Note: ♦ Axles with a 2.9M gross axle weight restriction use the ball bearing, above a 2.9M gross axle weight use a Timken | | | | | | | | | |
| F250 | 73/ | 1 | Dana | 60, 60.3E, 60HD Non-locking | 5.3M | Full float axle | Hypoid | 2 | 93 |
| F350 | 73/ | 1 | Dana | 70B,70HD Non-locking | 7.4M | Full float axle | Hypoid | 2 | 176 |
| F350 | 73/ | 1 | Dana | 70B,70HD Locking | 7.4M | Full float axle | Hypoid | 9 | 177 |
| F500 | 73/75 | 1 | Rockwell | D100 Non-locking | 13M | | Hypoid | 3 | 81 |
| F500 | 73/77 | 1 | Rockwell | D140 Non-locking | 13M | | Hypoid | 3 | 191 |
| F500 | 73/77 | 1 | Rockwell | F106 Non-locking | 15M | | Hypoid | 6 | 95 |
| F500 | 73/77 | 2 | Eaton | 15201 Non-locking | 15M | | Bevel | 5 | 164 |
| M450/500 | 73/74 | 1 | Rockwell | C100 | 11M | | Hypoid | 3 | 79 |
| M450/500 | 73/74 | 1 | Rockwell | D100 Non-locking | 13M | | Hypoid | 3 | 81 |
| M450/500 | 73/74 | 1 | Rockwell | D100 Locking | 13M | | Hypoid | 3 | 81 |
| M450/500 | 73/76 | 1 | Rockwell | D140 | 13M | | Hypoid | 3 | 191 |
| P350 | 73/76 | 1 | Dana | 60, 60.3E, 60HD Non-locking | 5.3M | Full float axle | Hypoid | 2 | 93 |
| P350/400 | 73/76 | 1 | Dana | 70B,70HD Non-locking | 7.4M | Full float axle | Hypoid | 2 | 176 |
| P500 | 73/75 | 1 | Rockwell | D100 Non-locking | 13M | | Hypoid | 3 | 81 |
| P500 | 73/77 | 1 | Rockwell | D140 | 13M | | Hypoid | 3 | 191 |

DIFFERENTIAL CARRIER AND REAR AXLE IDENTIFICATION CHART

| IDENTIFICATION NUMBER | %MFR. | RATIO | PARTS LIST NO. | IDENTIFICATION NUMBER | %MFR. | RATIO | PARTS LIST NO. |
|-----------------------|-------|-------|----------------|-----------------------|-------|-------|----------------|
|-----------------------|-------|-------|----------------|-----------------------|-------|-------|----------------|

%Dana refers to Dana (Spicer) and Rockwell refers to Rockwell (Timken).

For illustrations showing the location of the various carrier and axle identification and tag numbers, refer to pages 3 and 4. Also refer to page 1 for information pertaining to other methods of identifying rear axles and related parts.

IF COMPLETE AXLE ASSY. or DIFFERENTIAL ASSY. IS DESIRED, FIND THE PARTS LIST NUMBER IN THE CHART BELOW, THEN REFER TO THE REAR AXLE and DIFFERENTIAL CARRIER CHART ON PAGE 15 OF THIS SECTION.

| 4001-6 | | | | | | | |
|--------------------|------|------|-----|----------------------|----------|------|-----|
| ★D7TA 4001-AF | Dana | 2.72 | 207 | ★ ED-D9TA 4001-A2A | Dana | 2.72 | 207 |
| ★D7TA 4001-A1F | Dana | 2.72 | 207 | r/b ED-D9TA 4001-A1A | | | |
| r/b D7TA 4001-AF | | | | Order Serv. No. | | | |
| ★D7TA 4001-A2F | Dana | 2.72 | 207 | ★D9TZ 4001-A | | | |
| r/b D7TA 4001-AF | | | | ★ ED-D9TA 4001-A3A | Dana | 2.72 | 207 |
| ★D7TA 4001-A3F | Dana | 2.72 | 207 | r/b ED-D9TA 4001-A1A | | | |
| r/b D7TA 4001-AF | | | | Order Serv. No. | | | |
| ★D7TA 4001-B1F | Dana | 3.07 | 207 | ★D9TZ 4001-A | | | |
| ★D7TA 4001-B2F | Dana | 3.07 | 207 | ★C5TA 4005-TT | Rockwell | 5.29 | 81 |
| r/b D7TA 4001-B1F | | | | ★C7TA 4005-ER | Rockwell | 5.29 | 79 |
| ★D7TA 4001-B3F | Dana | 3.07 | 207 | ★C8TA 4005-FJ | Rockwell | 6.20 | 95 |
| r/b D7TA 4001-B1F | | | | ★C8TA 4005-FK | Rockwell | 6.80 | 95 |
| ★ D7TA 4001-CF | Dana | 3.23 | 207 | ★C8TA 4005-FL | Rockwell | 7.70 | 95 |
| ★ D7TA 4001-DF | Dana | 3.54 | 207 | ★D0TA 4005-BA | Dana | 4.56 | 93 |
| ★ D7TA 4001-EE | Dana | 3.54 | 208 | ★D0TA 4005-BC | Dana | 4.10 | 93 |
| ★ D7TA 4001-FE | Dana | 3.23 | 208 | ★D0UA 4005-A | Dana | 4.10 | 93 |
| ★ D7TA 4001-JA | Dana | 2.72 | 207 | ★D0UA 4005-E | Dana | 3.73 | 93 |
| ★D7TA 4001-J1A | Dana | 2.72 | 207 | ★D0UA 4005-G | Dana | 3.54 | 93 |
| r/b D7TA 4001-JA | | | | ★D1TS 4005-AA | Rockwell | 4.33 | 79 |
| ★D7TA 4001-J2A | Dana | 2.72 | 207 | ★D1UA 4005-ACA | Dana | 3.54 | 94 |
| r/b D7TA 4001-JA | | | | ★D1UA 4005-AEA | Dana | 4.10 | 94 |
| ★D7TA 4001-J3A | Dana | 2.72 | 207 | ★D3HS 4005-UA | Rockwell | 5.29 | 81 |
| r/b D7TA 4001-JA | | | | ★D3HS 4005-AGA | Rockwell | 4.88 | 191 |
| ★ ED-D9TA 4001-A1A | Dana | 2.72 | 207 | ★D3HS 4005-AHA | Rockwell | 4.63 | 81 |
| Order Serv. No. | | | | ★D3HS 4005-AJA | Rockwell | 4.63 | 191 |
| ★D9TZ 4001-A | | | | ★D3HS 4005-AMA | Rockwell | 4.33 | 191 |
| | | | | ★D3HS 4005-DEA | Rockwell | 5.83 | 81 |

1973/79
TRUCK SERIES 100/500

DIFFERENTIAL CARRIER AND REAR AXLE IDENTIFICATION CHART

| IDENTIFICATION NUMBER | %MFR. | RATIO | PARTS LIST NO. | IDENTIFICATION NUMBER | %MFR. | RATIO | PARTS LIST NO. |
|--|----------|-------|----------------|-----------------------|----------|-------|----------------|
| %Dana refers to Dana (Spicer) and Rockwell refers to Rockwell (Timken). — Cont'd | | | | | | | |
| 4001-6 | | | | | | | |
| ★D3TA 4005-AA | Dana | 3.54 | 93 | ★ D3UA 4005-BBA | Dana | 3.73 | 93 |
| ★ D3TA 4005-BA | Dana | 3.54 | 93 | ★ D3UA 4005-BDA | Dana | 3.54 | 93 |
| ★D3TA 4005-CA | Dana | 3.54 | 94 | ★ D3UA 4005-BEA | Dana | 4.10 | 94 |
| ★D3TA 4005-DA | Dana | 3.73 | 93 | ★ D3UA 4005-BFA | Dana | 3.54 | 94 |
| ★D3TA 4005-EA | Dana | 3.73 | 94 | ★D4TA 4005-AA | Dana | 3.54 | 186 |
| ★ D3TA 4005-FA | Dana | 3.73 | 93 | ★D4TA 4005-AB | Dana | 3.54 | 93 |
| ★D3TA 4005-GA | Dana | 4.10 | 93 | ★D4TA 4005-CA | Dana | 3.31 | 186 |
| ★D3TA 4005-HA | Dana | 4.10 | 94 | ★D4TA 4005-DA | Dana | 3.31 | 185 |
| ★D3TA 4005-JA | Dana | 4.10 | 93 | ★D4TA 4005-NA | Dana | 3.73 | 176 |
| ★D3TA 4005-MA | Dana | 4.10 | 93 | ★D4TA 4005-RA | Dana | 3.73 | 177 |
| ★D3TA 4005-NA | Dana | 4.10 | 94 | ★D4TA 4005-SA | Dana | 4.10 | 176 |
| ★D3TA 4005-VA | Dana | 3.54 | 93 | ★D4TA 4005-TA | Dana | 4.10 | 177 |
| ★ D3TA 4005-YA | Dana | 3.54 | 93 | ★ D4TA 4005-ATA | Dana | 3.31 | 186 |
| ★D3TA 4005-ZA | Dana | 3.54 | 94 | ★D4TA 4005-AUA | Dana | 3.31 | 185 |
| ★D3TA 4005-AAA | Dana | 3.73 | 93 | ★D4TA 4005-AVA | Dana | 3.54 | 186 |
| ★D3TA 4005-ABA | Dana | 3.73 | 94 | ★D4TA 4005-AVB | Dana | 3.54 | 93 |
| ★D3TA 4005-ACA | Dana | 3.73 | 93 | ★D4TA 4005-BGA | Dana | 3.54 | 94 |
| ★D3TA 4005-ADA | Dana | 3.73 | 94 | ★D4TA 4005-BHA | Dana | 3.54 | 94 |
| ★D3TA 4005-AEA | Dana | 3.73 | 93 | ★D4TA 4005-BJA | Dana | 3.73 | 93 |
| ★D3TA 4005-AFA | Dana | 4.10 | 93 | ★D4TA 4005-BKA | Dana | 3.73 | 94 |
| ★D3TA 4005-AGA | Dana | 4.10 | 93 | ★D4TA 4005-BLA | Dana | 3.73 | 93 |
| ★D3TA 4005-AHA | Dana | 4.10 | 94 | ★ D4TA 4005-BMA | Dana | 3.73 | 94 |
| ★D3TA 4005-AJA | Dana | 4.10 | 93 | ★D4TA 4005-BNA | Dana | 4.10 | 93 |
| ★D3TA 4005-AKA | Dana | 3.73 | 176 | ★D4TA 4005-BRA | Dana | 4.10 | 93 |
| ★D3TA 4005-ALA | Dana | 4.10 | 176 | ★D4TA 4005-BSA | Dana | 3.73 | 176 |
| ★D3TA 4005-AMA | Dana | 4.10 | 177 | ★D4TA 4005-BTA | Dana | 3.73 | 177 |
| ★D3TA 4005-ANA | Dana | 4.56 | 176 | ★D4TA 4005-BUA | Dana | 4.10 | 176 |
| ★D3TA 4005-ARA | Dana | 4.88 | 176 | ★D4TA 4005-BVA | Dana | 4.10 | 177 |
| ★D3TA 4005-ASA | Dana | 4.56 | 176 | ★D4TA 4005-BYA | Dana | 4.56 | 176 |
| ★ D3TA 4005-ATA | Dana | 3.54 | 93 | ★D4TA 4005-GCA | Dana | 4.10 | 93 |
| ★ D3TA 4005-AUA | Dana | 3.54 | 94 | ★D4TA 4005-GDA | Dana | 4.10 | 94 |
| ★ D3TA 4005-AVA | Dana | 3.73 | 93 | ★D4TS 4005-AA | Dana | 3.54 | 93 |
| ★ D3TA 4005-AYA | Dana | 4.10 | 93 | ★D4TS 4005-BA | Dana | 3.54 | 94 |
| ★D3TA 4005-AZA | Dana | 4.10 | 94 | ★D4TS 4005-CA | Dana | 3.73 | 93 |
| ★ D3TA 4005-BAA | Dana | 3.54 | 93 | ★D4TS 4005-DA | Dana | 4.10 | 93 |
| ★D3TA 4005-CAA | Rockwell | 6.20 | 191 | ★D4TS 4005-EA | Dana | 3.73 | 94 |
| r/b D5TA 4005-RFB | | | | ★D4UA 4005-CYA | Dana | 4.10 | 93 |
| ★D3TA 4005-CBA | Rockwell | 5.83 | 191 | ★D4UA 4005-CZA | Dana | 3.73 | 93 |
| r/b D5TA 4005-REB | | | | ★D4UA 4005-DAA | Dana | 3.54 | 93 |
| ★D3TA 4005-CCA | Rockwell | 6.80 | 191 | ★D4UA 4005-DBA | Dana | 3.54 | 94 |
| ★D3TA 4005-CDA | Rockwell | 6.20 | 191 | ★D4UA 4005-DCA | Dana | 4.10 | 94 |
| r/b D5TA 4005-RGB | | | | ★D5TA 4005-LA | Rockwell | 4.33 | 191 |
| ★D3TA 4005-CEA | Rockwell | 6.80 | 191 | ★D5TA 4005-LB | Rockwell | 4.33 | 191 |

1973/79
TRUCK SERIES 100/500

DIFFERENTIAL CARRIER AND REAR AXLE IDENTIFICATION CHART

| IDENTIFICATION NUMBER | %MFR. | RATIO | PARTS LIST NO. | IDENTIFICATION NUMBER | %MFR. | RATIO | PARTS LIST NO. |
|--|----------|-------|----------------|-----------------------|----------|-------|----------------|
| %Dana refers to Dana (Spicer) and Rockwell refers to Rockwell (Timken). — Cont'd | | | | | | | |
| 4001-6 | | | | | | | |
| ★D5TA 4005-MA | Rockwell | 4.88 | 191 | ★#ED1-D5TA 4005-NEA | Dana | 3.31 | 186 |
| ★D5TA 4005-MB | Rockwell | 4.88 | 191 | Order Serv. No. | | | |
| ★D5TA 4005-NA | Rockwell | 5.29 | 191 | ★D5TZ 4005-A | | | |
| ★D5TA 4005-NB | Rockwell | 5.29 | 191 | ★D5TA 4005-NFA | Dana | 3.31 | 186 |
| ★D5TA 4005-JKB | Dana | 3.54 | 93 | ★#ED1-D5TA 4005-NFA | Dana | 3.31 | 186 |
| ★D5TA 4005-JLB | Dana | 3.73 | 93 | Order Serv. No. | | | |
| ★D5TA 4005-JMB | Dana | 3.73 | 94 | ★D5TZ 4005-B | | | |
| ★D5TA 4005-JNB | Dana | 3.73 | 93 | ★D5TA 4005-NHA | Dana | 3.07 | 186 |
| ★D5TA 4005-JRB | Dana | 3.73 | 94 | ★#ED1-D5TA 4005-NHA | Dana | 3.07 | 186 |
| ★D5TA 4005-JSB | Dana | 4.10 | 93 | Order Serv. No. | | | |
| ★D5TA 4005-JTB | Dana | 4.10 | 93 | ★D5TZ 4005-C | | | |
| ★D5TA 4005-JUB | Dana | 4.10 | 94 | ★D5TA 4005-NKA | Dana | 3.07 | 186 |
| ★D5TA 4005-JVB | Dana | 4.10 | 94 | ★#ED1-D5TA 4005-NKA | Dana | 3.07 | 186 |
| ★D5TA 4005-JYB | Dana | 3.54 | 93 | Order Serv. No. | | | |
| ★D5TA 4005-JZB | Dana | 3.54 | 94 | ★D5TZ 4005-D | | | |
| ★D5TA 4005-KAB | Dana | 3.54 | 94 | ★D5TA 4005-NTA | Rockwell | 6.20 | 95 |
| ★D5TA 4005-KBB | Dana | 3.54 | 93 | ★D5TA 4005-NUA | Rockwell | 6.80 | 95 |
| ★D5TA 4005-KCB | Dana | 3.54 | 93 | ★D5TA 4005-NVA | Rockwell | 7.20 | 95 |
| ★D5TA 4005-KDB | Dana | 3.31 | 186 | ★D5TA 4005-REA | Rockwell | 5.83 | 191 |
| ★D5TA 4005-KEB | Dana | 3.73 | 93 | r/b D5TA 4005-REB | | | |
| ★D5TA 4005-KGB | Dana | 3.73 | 93 | D5TA 4005-REB | Rockwell | 5.83 | 191 |
| ★D5TA 4005-KJB | Dana | 3.73 | 94 | ★D5TA 4005-RFA | Rockwell | 6.20 | 191 |
| ★D5TA 4005-KKB | Dana | 4.10 | 93 | r/b D5TA 4005-RFB | | | |
| ★D5TA 4005-KLB | Dana | 4.10 | 93 | D5TA 4005-RFB | Rockwell | 6.20 | 191 |
| ★D5TA 4005-KMB | Dana | 3.73 | 176 | ★D5TA 4005-RGA | Rockwell | 6.20 | 191 |
| ★D5TA 4005-KNB | Dana | 4.10 | 176 | r/b D5TA 4005-RGB | | | |
| ★D5TA 4005-KRB | Dana | 4.10 | 177 | D5TA 4005-RGB | Rockwell | 6.20 | 191 |
| ★D5TA 4005-KSB | Dana | 4.56 | 176 | ★D5TA 4005-RHA | Rockwell | 6.80 | 191 |
| ★D5TA 4005-KTB | Dana | 3.73 | 176 | r/b D5TA 4005-RHB | | | |
| ★D5TA 4005-KUB | Dana | 3.73 | 177 | ★D5TA 4005-RHB | Rockwell | 6.80 | 191 |
| ★D5TA 4005-KVB | Dana | 4.10 | 176 | ★D5TA 4005-RJA | Rockwell | 6.80 | 191 |
| ★D5TA 4005-KYB | Dana | 4.10 | 177 | ★D5TS 4005-AB | Dana | 3.54 | 93 |
| ★D5TA 4005-KZB | Dana | 4.56 | 93 | ★D5TS 4005-BB | Dana | 3.54 | 94 |
| ★D5TA 4005-LAB | Dana | 4.10 | 93 | ★D5TS 4005-CB | Dana | 3.73 | 93 |
| ★D5TA 4005-LBB | Dana | 4.56 | 176 | ★D5TS 4005-DB | Dana | 4.10 | 93 |
| ★D5TA 4005-LCB | Dana | 4.88 | 176 | ★D5TS 4005-EB | Dana | 3.73 | 94 |
| ★D5TA 4005-LDB | Dana | 4.10 | 93 | ★D5TS 4005-FB | Dana | 3.73 | 93 |
| ★D5TA 4005-LEB | Dana | 4.10 | 94 | ★D5TS 4005-GB | Dana | 3.73 | 94 |
| ★D5TA 4005-LFB | Dana | 4.10 | 93 | ★D5TS 4005-HB | Dana | 4.10 | 93 |
| ★D5TA 4005-LGB | Dana | 4.10 | 94 | ★D5TS 4005-JB | Dana | 4.10 | 94 |
| ★D5TA 4005-LHB | Dana | 4.10 | 176 | ★D5TS 4005-KB | Dana | 3.54 | 93 |
| ★D5TA 4005-LJB | Dana | 4.10 | 177 | ★D5UA 4005-AB | Dana | 3.73 | 186 |
| ★D5TA 4005-LKB | Dana | 3.73 | 176 | ★D5UA 4005-EB | Dana | 3.73 | 185 |
| ★D5TA 4005-LLB | Dana | 4.56 | 176 | ★D5UA 4005-FB | Dana | 3.73 | 186 |
| ★D5TA 4005-LNB | Dana | 3.73 | 177 | ★D5UA 4005-NB | Dana | 4.10 | 186 |
| ★D5TA 4005-NEA | Dana | 3.31 | 186 | ★D5UA 4005-UB | Dana | 4.10 | 186 |
| | | | | ★D5UA 4005-VB | Dana | 4.10 | 185 |
| | | | | ★D5UA 4005-AGA | Dana | 3.73 | 176 |

1973/79
TRUCK SERIES 100/500

DIFFERENTIAL CARRIER AND REAR AXLE IDENTIFICATION CHART

| IDENTIFICATION NUMBER | %MFR. | RATIO | PARTS LIST NO. | IDENTIFICATION NUMBER | %MFR. | RATIO | PARTS LIST NO. |
|--|-------|-------|----------------|-----------------------|-------|-------|----------------|
| %Dana refers to Dana (Spicer) and Rockwell refers to Rockwell (Timken). — Cont'd | | | | | | | |
| 4001-6 | | | | | | | |
| ★D5UA 4005-AJA | Dana | 3.73 | 176 | ★#ED-D6TA 4005-JZA | Dana | 3.31 | 186 |
| ★D5UA 4005-AKA | Dana | 3.73 | 177 | Order Serv. No. | | | |
| ★D5UA 4005-ANA | Dana | 4.10 | 176 | ★D8TZ 4005-C | | | |
| ★D5UA 4005-ASA | Dana | 4.10 | 176 | ★D6TA 4005-KAA | Dana | 3.07 | 186 |
| ★D5UA 4005-ATA | Dana | 4.10 | 177 | ★D6TA 4005-KBA | Dana | 3.73 | 93 |
| ★D5UA 4005-BKA | Dana | 3.73 | 176 | ★#ED-D6TA 4005-KBA | Dana | 3.73 | 93 |
| ★D5UA 4005-BKB | Dana | 3.73 | 176 | Order Serv. No. | | | |
| ★D5UA 4005-BLA | Dana | 3.73 | 176 | ★D8TZ 4005-D | | | |
| ★D5UA 4005-BLB | Dana | 3.73 | 176 | ★D6TA 4005-KCA | Dana | 3.73 | 94 |
| ★D5UA 4005-BRA | Dana | 4.10 | 176 | ★#ED-D6TA 4005-KCA | Dana | 3.73 | 94 |
| ★D5UA 4005-BTA | Dana | 4.10 | 176 | Order Serv. No. | | | |
| ★D5UA 4005-BTB | Dana | 4.10 | 176 | ★D8TZ 4005-E | | | |
| ★D5UA 4005-BUA | Dana | 4.10 | 177 | ★D6TA 4005-KDA | Dana | 3.73 | 93 |
| ★D5UA 4005-JJA | Dana | 3.73 | 177 | ★D6TA 4005-KEA | Dana | 4.10 | 93 |
| ★D5UA 4005-MKA | Dana | 3.31 | 186 | ★D6TA 4005-KFA | Dana | 4.10 | 94 |
| ★D5UA 4005-MLA | Dana | 3.31 | 186 | ★#ED-D6TA 4005-KFA | Dana | 4.10 | 94 |
| ★D5UA 4005-MMA | Dana | 3.31 | 185 | Order Serv. No. | | | |
| ★D5UA 4005-MNA | Dana | 3.31 | 185 | ★D8TZ 4005-F | | | |
| ★D5UA 4005-RBA | Dana | 3.07 | 186 | ★D6TA 4005-KGA | Dana | 3.54 | 93 |
| ★D5UA 4005-RCA | Dana | 3.31 | 186 | ★D6TA 4005-KHA | Dana | 3.54 | 94 |
| ★D5UA 4005-RDA | Dana | 3.73 | 185 | ★D6TA 4005-KJA | Dana | 4.56 | 176 |
| ★D6TA 4005-MC | Dana | 3.73 | 176 | ★D6TA 4005-KKA | Dana | 4.88 | 176 |
| ★D6TA 4005-AHC | Dana | 3.73 | 176 | ★D6TA 4005-KLA | Dana | 4.10 | 93 |
| ★D6TA 4005-AKC | Dana | 4.10 | 176 | ★D6TA 4005-KMA | Dana | 4.56 | 93 |
| ★D6TA 4005-ALC | Dana | 4.10 | 177 | ★D6TS 4005-CA | Dana | 3.73 | 93 |
| ★D6TA 4005-AMC | Dana | 4.56 | 176 | ★D6TS 4005-DA | Dana | 3.73 | 94 |
| ★D6TA 4005-ANC | Dana | 4.56 | 176 | ★D6TS 4005-EA | Dana | 4.10 | 93 |
| ★#ED-D6TA 4005-ANC | Dana | 4.56 | 176 | ★D6TS 4005-FA | Dana | 4.10 | 94 |
| Order Serv. No. | | | | ★D6TS 4005-GA | Dana | 3.54 | 93 |
| ★D8TZ 4005-A | | | | ★D6TS 4005-HA | Dana | 3.54 | 94 |
| ★D6TA 4005-ARC | Dana | 4.10 | 176 | ★D6TS 4005-JA | Dana | 3.73 | 93 |
| ★D6TA 4005-ASC | Dana | 4.10 | 177 | ★D6UA 4005-JUA | Dana | 3.73 | 176 |
| ★D6TA 4005-ATC | Dana | 3.73 | 176 | ★D6UA 4005-JVA | Dana | 3.73 | 176 |
| ★#ED-D6TA 4005-ATC | Dana | 3.73 | 176 | ★D6UA 4005-JYA | Dana | 4.10 | 176 |
| Order Serv. No. | | | | ★D7TA 4005-ACB | Dana | 4.10 | 93 |
| ★D8TZ 4005-B | | | | ★#ED-D7TA 4005-ACB | Dana | 4.10 | 93 |
| ★D6TA 4005-AVC | Dana | 4.10 | 176 | Order Serv. No. | | | |
| ★D6TA 4005-AYC | Dana | 4.10 | 177 | ★D8TZ 4005-G | | | |
| ★D6TA 4005-ETB | Dana | 4.10 | 93 | ★D7TA 4005-ADB | Dana | 4.10 | 94 |
| ★D6TA 4005-EUB | Dana | 4.10 | 94 | ★#ED-D7TA 4005-ADB | Dana | 4.10 | 94 |
| ★D6TA 4005-EVB | Dana | 3.73 | 93 | Order Serv. No. | | | |
| ★D6TA 4005-EYB | Dana | 3.73 | 94 | ★D8TZ 4005-H | | | |
| ★D6TA 4005-FAB | Dana | 3.54 | 93 | ★D7TA 4005-AEB | Dana | 3.54 | 93 |
| ★D6TA 4005-FBB | Dana | 3.54 | 94 | ★#ED-D7TA 4005-AEB | Dana | 3.54 | 93 |
| ★D6TA 4005-FCB | Dana | 3.73 | 93 | Order Serv. No. | | | |
| ★D6TA 4005-FJB | Dana | 3.31 | 186 | ★D8TZ 4005-J | | | |
| ★D6TA 4005-FLB | Dana | 3.07 | 186 | ★D7TA 4005-AFA | Dana | 3.54 | 93 |
| ★D6TA 4005-GEB | Dana | 4.10 | 93 | ★D7TA 4005-AGA | Dana | 3.54 | 93 |
| ★D6TA 4005-GFB | Dana | 4.10 | 94 | ★D7TA 4005-ARA | Dana | 4.10 | 94 |
| ★D6TA 4005-GGB | Dana | 4.10 | 93 | ★D7TA 4005-ATA | Dana | 4.10 | 93 |
| ★D6TA 4005-GHB | Dana | 4.10 | 94 | | | | |
| ★D6TA 4005-JZA | Dana | 3.31 | 186 | | | | |

1973/79
TRUCK SERIES 100/500

DIFFERENTIAL CARRIER AND REAR AXLE IDENTIFICATION CHART

| IDENTIFICATION NUMBER | %MFR. | RATIO | PARTS LIST NO. | IDENTIFICATION NUMBER | %MFR. | RATIO | PARTS LIST NO. |
|--|-------|-------|----------------|-----------------------|----------|-----------|----------------|
| %Dana refers to Dana (Spicer) and Rockwell refers to Rockwell (Timken). — Cont'd | | | | | | | |
| 4001-6 | | | | | | | |
| ★D7TS 4005-AA | Dana | 4.10 | 94 | ★D9TA 4005-AMA | Dana | 3.54 | 94 |
| ★D7TS 4005-BA | Dana | 4.10 | 93 | ★D9TA 4005-ATA | Dana | 3.73 | 185 |
| ★D8TA 4005-EA | Dana | 3.73 | 176 | ★D9TA 4005-AVA | Dana | 3.73 | 186 |
| r/b D9TA 4005-CGA | | | | ★D9TA 4005-BAA | Dana | 3.07 | 186 |
| ★D8TA 4005-FA | Dana | 3.73 | 176 | ★D9TA 4005-BDA | Dana | 3.73 | 176 |
| r/b D9TA 4005-CHA | | | | ★D9TA 4005-BEA | Dana | 3.73 | 176 |
| ★D8TA 4005-GA | Dana | 3.31 | 186 | ★D9TA 4005-BFA | Dana | 4.10 | 176 |
| r/b D9TA 4005-CJA | | | | ★D9TA 4005-BHA | Dana | 4.10 | 177 |
| ★D8TA 4005-HC | Dana | 3.73 | 93 | ★D9TA 4005-BJA | Dana | 4.10 | 176 |
| ★D8TA 4005-JC | Dana | 3.73 | 94 | ★D9TA 4005-BKA | Dana | 4.10 | 176 |
| ★D8TA 4005-KC | Dana | 4.10 | 94 | ★D9TA 4005-BLA | Dana | 4.10 | 177 |
| ★D8TA 4005-LC | Dana | 3.31 | 186 | ★D9TA 4005-BMA | Dana | 4.10 | 177 |
| ★D8TA 4005-MB | Dana | 3.73 | 176 | ★D9TA 4005-BNB | Dana | 3.54 | 94 |
| ★D8TA 4005-MC | Dana | 3.73 | 176 | ★D9TA 4005-BRB | Dana | 3.31 | 186 |
| ★D8TA 4005-NB | Dana | 4.56 | 176 | ★D9TA 4005-BRC | Dana | 3.31 | 186 |
| ★D8TA 4005-NC | Dana | 4.56 | 176 | ★D9TA 4005-BSA | Dana | 4.10 | 94 |
| ★D8TA 4005-RB | Dana | 4.10 | 93 | ★D9TA 4005-BSB | Dana | 4.10 | 94 |
| ★D8TA 4005-RC | Dana | 4.10 | 93 | ★D9TA 4005-BTB | Dana | 3.73 | 94 |
| ★D8TA 4005-SB | Dana | 4.10 | 94 | ★D9TA 4005-BTC | Dana | 3.73 | 94 |
| ★D8TA 4005-SC | Dana | 4.10 | 94 | ★D9TA 4005-BUB | Dana | 3.73 | 93 |
| ★D8TA 4005-TB | Dana | 3.54 | 93 | ★D9TA 4005-BUC | Dana | 3.73 | 93 |
| ★D8TA 4005-TC | Dana | 3.54 | 93 | ★D9TA 4005-BVB | Dana | 3.73 | 185 |
| ★D8TA 4005-VA | Dana | 3.73 | 176 | ★D9TA 4005-BVC | Dana | 3.73 | 185 |
| ★D8TA 4005-YA | Dana | 4.10 | 176 | ★D9TA 4005-BYB | Dana | 3.73 | 186 |
| ★D8TA 4005-ZA | Dana | 4.10 | 177 | ★D9TA 4005-BYC | Dana | 3.73 | 186 |
| ★D8TA 4005-AAA | Dana | 3.73 | 176 | ★D9TA 4005-BZA | Dana | 3.54 | 185 |
| ★D8TA 4005-ABA | Dana | 4.10 | 177 | ★D9TA 4005-BZB | Dana | 3.54 | 185 |
| ★D8TA 4005-ACA | Dana | 3.54 | 94 | ★D9TA 4005-CAA | Dana | 3.54 | 186 |
| ★D8TA 4005-ADA | Dana | 3.54 | 93 | ★D9TA 4005-CAB | Dana | 3.54 | 186 |
| ★D8TA 4005-AEA | Dana | 4.10 | 93 | D9TA 4005-CGA | Dana | 3.73 | 176 |
| ★D8TA 4005-AFA | Dana | 3.07 | 186 | D9TA 4005-CHA | Dana | 3.73 | 176 |
| ★D9TA 4005-AAA | Dana | 4.56 | 176 | D9TA 4005-CJA | Dana | 3.31 | 186 |
| ★D9TA 4005-ABA | Dana | 3.73 | 176 | ★TACAE 4005-A | Rockwell | 5.83 | 81 |
| ★D9TA 4005-ACA | Dana | 3.73 | 176 | ★TACAE 4005-B | Rockwell | 6.20 | 81 |
| ★D9TA 4005-ADA | Dana | 3.73 | 176 | ★TDAW 4005-B | Rockwell | 6.20 | 81 |
| ★D9TA 4005-AHA | Dana | 3.07 | 186 | ★TDAW 4005-C | Rockwell | 6.80 | 81 |
| ★D9TA 4005-AKA | Dana | 4.10 | 93 | ★TDBA 4005-A | Rockwell | 6.80 | 81 |
| ★D9TA 4005-ALA | Dana | 3.54 | 93 | ★C8TA 4006-T | Eaton | 5.83/8.12 | 164 |
| | | | | ★C8TA 4006-U | Eaton | 6.33/8.81 | 164 |

STERLING

Note: ▲ - Use with 1-speed transfer case

| | | | | | | | |
|---------|------|------|-----|---------|------|------|----|
| WDM-C | Ford | 2.75 | 91 | WDM-AE | Ford | 3.50 | 88 |
| WDM-T | Ford | 3.50 | 91 | WDM-AE2 | Ford | 3.50 | 88 |
| WDM-T2 | Ford | 3.50 | 91 | WDM-AF | Ford | 3.25 | 91 |
| WDM-U | Ford | 3.70 | 91 | WDM-AG | Ford | 3.00 | 91 |
| WDM-AB | Ford | 4.11 | 91 | WDM-AG1 | Ford | 3.00 | 88 |
| WDM-AB1 | Ford | 4.11 | 88 | WDM-AG2 | Ford | 3.00 | 88 |
| WDM-AC | Ford | 3.25 | 91 | WDM-AG3 | Ford | 3.00 | 91 |
| WDM-ACX | Ford | 3.25 | 193 | WDM-AG4 | Ford | 3.00 | 91 |

1973/79
TRUCK SERIES 100/500

| DIFFERENTIAL CARRIER AND REAR AXLE IDENTIFICATION CHART | | | | | | | |
|--|-------|-------|----------------|-----------------------|-------|-------|----------------|
| IDENTIFICATION NUMBER | %MFR. | RATIO | PARTS LIST NO. | IDENTIFICATION NUMBER | %MFR. | RATIO | PARTS LIST NO. |
| %Dana refers to Dana (Spicer) and Rockwell refers to Rockwell (Timken). — Cont'd | | | | | | | |
| STERLING | | | | | | | |
| Note: ▲ — Use with 1-speed transfer case | | | | | | | |
| WDM-AH | Ford | 3.25 | 88 | WEV-N | Ford | 3.50 | 163 |
| WDM-AH2 | Ford | 3.25 | 88 | WEV-N1 | Ford | 3.50 | 163 |
| WDM-AJ,AJ1 | Ford | 3.50 | 88 | WEV-R | Ford | 3.00 | 163 |
| WDM-AK | Ford | 3.50 | 88 | WEV-R1 | Ford | 3.00 | 163 |
| WDM-AK2 | Ford | 3.50 | 88 | WEV-S | Ford | 3.00 | 163 |
| WDM-AL | Ford | 3.70 | 91 | WEV-S1 | Ford | 3.00 | 163 |
| WDM-AM | Ford | 3.00 | 88 | WEV-S4 | Ford | 3.00 | 163 |
| WDM-AM2 | Ford | 3.00 | 88 | WEV-T | Ford | 3.50 | 163 |
| WDM-AN | Ford | 3.25 | 88 | WEV-T1 | Ford | 3.50 | 163 |
| WDM-AN2 | Ford | 3.25 | 88 | WEV-T4 | Ford | 3.50 | 163 |
| WDM-AR | Ford | 3.70 | 91 | WEV-AA1 | Ford | 2.75 | 163 |
| WDM-AS | Ford | 3.50 | 91 | WEV-AB1 | Ford | 2.75 | 163 |
| WDM-AT | Ford | 3.25 | 91 | WEV-AC1 | Ford | 3.25 | 163 |
| WDM-AU | Ford | 3.25 | 88 | WEV-AD1 | Ford | 3.50 | 163 |
| WDM-AU2 | Ford | 3.25 | 88 | WEV-AE | Ford | 2.75 | 163 |
| WDM-AV | Ford | 3.00 | 88 | WEV-AG | Ford | 2.75 | 163 |
| WDM-AV2 | Ford | 3.00 | 88 | WEV-AH | Ford | 2.75 | 163 |
| WDM-AY | Ford | 3.25 | 88 | WEV-AJ | Ford | 3.00 | 163 |
| WDM-AY2 | Ford | 3.25 | 88 | WEV-AK | Ford | 2.75 | 163 |
| WDM-AZ | Ford | 3.50 | 88 | WEV-AL | Ford | 3.25 | 163 |
| WDM-AZ2 | Ford | 3.50 | 88 | WEV-A | Ford | 4.11 | 91 |
| WDM-BA | Ford | 3.50 | 88 | WEV-C | Ford | 3.50 | 91 |
| WDM-BA2 | Ford | 3.50 | 88 | WEV-J | Ford | 3.25 | 91 |
| WDM-BB▲ | Ford | 4.11 | 88 | WEV-K | Ford | 3.70 | 91 |
| WDM-BC | Ford | 3.00 | 88 | WFE-A | Ford | 3.70 | 181 |
| WDM-BC2 | Ford | 3.00 | 88 | WFE-E | Ford | 3.50 | 184 |
| WDM-BD | Ford | 3.50 | 88 | WFE-E2 | Ford | 3.50 | 184 |
| WDM-BE | Ford | 3.70 | 88 | WFE-F | Ford | 3.50 | 184 |
| WDM-BF | Ford | 3.00 | 91 | WFE-G | Ford | 4.11 | 184 |
| WDM-BF2 | Ford | 3.00 | 91 | WFE-H | Ford | 4.11 | 184 |
| WDM-BG | Ford | 3.00 | 91 | WFE-J | Ford | 3.50 | 184 |
| WDM-BG2 | Ford | 3.00 | 91 | WFE-J2 | Ford | 3.50 | 184 |
| WDM-BJ | Ford | 2.75 | 88 | WFE-K | Ford | 3.00 | 184 |
| WDM-BJ2 | Ford | 2.75 | 88 | WFE-L | Ford | 3.25 | 184 |
| WDM-BM4 | Ford | 2.75 | 91 | WFE-L2 | Ford | 3.25 | 184 |
| WDM-BR | Ford | 2.75 | 88 | WFE-M | Ford | 3.70 | 181 |
| WDM-BT | Ford | 2.75 | 88 | WFE-N | Ford | 3.50 | 184 |
| WDM-BU2 | Ford | 3.00 | 88 | WFE-R | Ford | 3.70 | 184 |
| WDM-BU4 | Ford | 3.00 | 91 | WFE-S | Ford | 3.25 | 184 |
| WDM-BV2 | Ford | 2.75 | 88 | WFE-S2 | Ford | 3.25 | 184 |
| WDM-BV4 | Ford | 2.75 | 91 | WFE-T | Ford | 3.25 | 184 |
| WDM-BY2 | Ford | 3.25 | 88 | WFE-V2 | Ford | 4.11 | 184 |
| WDM-BZ | Ford | 3.50 | 88 | WFE-V3 | Ford | 4.11 | 184 |
| WDM-CA | Ford | 3.00 | 88 | WFE-AB | Ford | 3.25 | 184 |
| WDM-CB | Ford | 2.75 | 88 | WFE-AC | Ford | 3.25 | 184 |
| WDM-CC4 | Ford | 2.75 | 91 | WFE-AD | Ford | 3.00 | 181 |
| WDM-CD | Ford | 3.50 | 88 | WFE-AF | Ford | 3.00 | 181 |
| WDM-CF | Ford | 3.00 | 88 | WFE-AG | Ford | 2.75 | 181 |
| WDM-CG | Ford | 2.75 | 88 | WFE-AH | Ford | 2.75 | 181 |
| WDM-CJ | Ford | 2.75 | 91 | WFE-AK | Ford | 3.50 | 184 |
| WDM-CK | Ford | 3.25 | 88 | WFE-AR | Ford | 4.11 | 184 |
| WDM-CL | Ford | 2.75 | 91 | WFE-AS | Ford | 3.50 | 184 |
| WDM-CM | Ford | 2.75 | 88 | WFE-AU | Ford | 3.25 | 184 |
| WDM-CN | Ford | 3.50 | 88 | WFE-AV | Ford | 2.75 | 184 |
| WEV-A, A1, A3 | Ford | 3.50 | 163 | WFE-AW | Ford | 3.50 | 184 |
| WEV-G, G1 | Ford | 3.25 | 163 | WFE-AX | Ford | 4.11 | 184 |
| WEV-G3 | Ford | 4.11 | 163 | WFT-D | Ford | 3.50 | 192 |
| WEV-H, H1, H3 | Ford | 3.70 | 163 | WFT-D1 | Ford | 3.50 | 192 |
| WEV-L | Ford | 3.00 | 163 | WFT-D2 | Ford | 3.50 | 192 |
| WEV-L1 | Ford | 3.00 | 163 | WFT-E | Ford | 4.11 | 192 |
| WEV-M | Ford | 4.11 | 163 | WFT-F1 | Ford | 3.25 | 192 |

1973/79
TRUCK SERIES 100/500

DIFFERENTIAL CARRIER AND REAR AXLE IDENTIFICATION CHART

| IDENTIFICATION NUMBER | %MFR. | RATIO | PARTS LIST NO. | IDENTIFICATION NUMBER | %MFR. | RATIO | PARTS LIST NO. |
|-----------------------|-------|-------|----------------|-----------------------|-------|-------|----------------|
|-----------------------|-------|-------|----------------|-----------------------|-------|-------|----------------|

%Dana refers to Dana (Spicer) and Rockwell refers to Rockwell (Timken). — Cont'd

STERLING

Note: ▲ - Use with 1-speed transfer case

| | | | | | | | |
|--------|------|------|-----|-------|------|------|-----|
| WFT-F2 | Ford | 3.25 | 192 | WFT-L | Ford | 2.75 | 192 |
| WFT-G | Ford | 2.75 | 192 | WFT-M | Ford | 3.25 | 192 |
| WFT-H | Ford | 3.00 | 192 | | | | |

DIFF. CARRIER

| | | | | | | | |
|-----------------|----------|------|-----|-----------------|----------|-----------|-----|
| A8-L-532 | Rockwell | 5.83 | 81 | F38-R-1110-6.20 | Rockwell | 6.20 | 191 |
| | | 6.20 | 81 | F38-R-1110-6.80 | Rockwell | 6.80 | 191 |
| | | 6.80 | 81 | F57-R-1110-6.20 | Rockwell | 6.20 | 95 |
| A-R-1110-463 | Rockwell | 4.63 | 191 | F57-R-1110-6.80 | Rockwell | 6.80 | 95 |
| A-R-1110-488 | Rockwell | 4.88 | 191 | F57-R-1110-7.20 | Rockwell | 7.20 | 95 |
| A-R-1110-620 | Rockwell | 6.20 | 191 | F96-R-1110-4.33 | Rockwell | 4.33 | 191 |
| A-R-1110-680 | Rockwell | 6.80 | 191 | F97-R-1110-4.88 | Rockwell | 4.88 | 191 |
| A1-R-1110-583 | Rockwell | 5.83 | 191 | F97-R-1110-5.29 | Rockwell | 5.29 | 191 |
| A1-R-1110-620 | Rockwell | 6.20 | 191 | F97-R-1110-5.83 | Rockwell | 5.83 | 191 |
| A1-R-1110-680 | Rockwell | 6.80 | 191 | F97-R-1110-6.20 | Rockwell | 6.20 | 191 |
| A8-L-531 | Rockwell | 5.83 | 81 | F97-R-1110-6.80 | Rockwell | 6.80 | 191 |
| A8-L-532 | Rockwell | 5.29 | 79 | F98-R-1110-6.20 | Rockwell | 6.20 | 191 |
| | | 5.83 | 81 | F98-R-1110-6.80 | Rockwell | 6.80 | 191 |
| | | 6.20 | 81 | G23-R-1110-6.20 | Rockwell | 6.20 | 191 |
| | | 6.80 | 81 | G23-R-1110-6.80 | Rockwell | 6.80 | 191 |
| A10-L-532-529 | Rockwell | 5.29 | 81 | G26-A-1093-4.88 | Rockwell | 4.88 | 81 |
| A10-L-532-583 | Rockwell | 5.83 | 81 | G28-R-1110-4.88 | Rockwell | 4.88 | 191 |
| A16-A-547 | Rockwell | 6.20 | 95 | G28-R-1110-5.29 | Rockwell | 5.29 | 191 |
| | | 6.20 | 95 | G28-R-1110-5.83 | Rockwell | 5.83 | 191 |
| | | 7.20 | 95 | G28-R-1110-6.20 | Rockwell | 6.20 | 191 |
| A49-P-484-433 | Rockwell | 4.33 | 79 | G28-R-1110-6.80 | Rockwell | 6.80 | 191 |
| A73-A-1093-529 | Rockwell | 5.29 | 81 | G67-R-1093-4.88 | Rockwell | 4.88 | 81 |
| A93-L-532-463 | Rockwell | 4.63 | 81 | G67-A-1093-5.29 | Rockwell | 5.29 | 81 |
| A113-R-1110-433 | Rockwell | 4.33 | 191 | G72-A-1093-5.29 | Rockwell | 5.29 | 81 |
| F36-R-1110-4.88 | Rockwell | 4.88 | 191 | G72-A-1093-5.83 | Rockwell | 5.83 | 81 |
| F36-R-1110-5.29 | Rockwell | 5.29 | 191 | X531 | Rockwell | 6.20 | 81 |
| F36-R-1110-5.83 | Rockwell | 5.83 | 191 | | | 6.80 | 81 |
| F36-R-1110-6.20 | Rockwell | 6.20 | 191 | 74486 | Eaton | 5.83/8.11 | 164 |
| F37-R-1110-4.33 | Rockwell | 4.33 | 191 | 74487 | Eaton | 6.33/8.81 | 164 |

1973/79 TRUCK SERIES 100/500

REAR AXLE and DIFFERENTIAL CARRIER ASSEMBLIES

Rear axle and differential carrier assemblies, although not normally stocked as service items, may be obtained from the nearest assembly plant when used in current production. Order through your local parts distribution center.

The chart which follows is in parts list number sequence. Refer to page 1 for information to identify rear axle and differential carrier assemblies by:

1. Warranty Plate Code. Page 5
2. Truck Series. Page 7
3. Differential Carrier or Axle Tag Identification. . . Pages 8 and 14

The rear axle assemblies vary as follows.

- 4001 - incl. brakes, hubs, drums and shafts
- 4004 - incl. brakes and shafts, less hubs and drums
- 4005 - incl. shafts, less brakes, hubs and drums
- 4006 - less brakes, hubs, drums and shafts
- 4200 - less brakes, hubs, drums, shafts and housing

REAR AXLE and DIFFERENTIAL CARRIER CHART

| Parts List No. | RATIO | MODEL | FLANGE | | REAR AXLE IDENTIFICATION | REAR AXLE PART NUMBER | | CARRIER PART NUMBER | |
|---|----------|----------|--------|--------|--------------------------|-----------------------|-----------------|---------------------|--------|
| | | | SIZE ▲ | INPUT | | | | | |
| NOTE 1 Dana (Spicer) axles are the integral type - no 4200 carrier assy. available - for service use 4005 axle assy. ▲ For flange type identification refer to Group 4851 ● Axle used "Before Ser. A50,001", ⊕ Axle used "From Ser. A50,001" | | | | | | | | | |
| 79 | 4.33 | M450/500 | 1410 | B7T | 4851-B | D1TS-AA | ★ D1TS 4005-AA | D3HZ | 4200-U |
| | 5.29 | M450/500 | 1410 | B7T | 4851-B | C7TA-ER | ★ C7TA 4005-ER | D3TZ | 4200-M |
| 81 | 4.63 | M450/500 | 1410 | B7T | 4851-B | D3HS-AHA | ★ D3HS 4005-AHA | ★ D3HZ | 4200-T |
| | | | | | | | | r/b D3TZ | 4200-N |
| | 4.88 | M450/500 | 1410 | B7T | 4851-B | D3HS-AHA | ★ D3HS 4005-AHA | ★ D3TZ | 4200-N |
| | 5.29 | M450/500 | 1410 | B7T | 4851-B | C5TA-TT | ★ C5TA 4005-TT | D3TZ | 4200-L |
| | | M450/500 | 1410 | B7T | 4851-B | D3HS-UA | ★ D3HS 4005-UA | D3HZ | 4200-Y |
| | 5.83 | B-F500 | 1410 | B7T | 4851-B | TACAE-A | ★ TACAE 4005-A | ★ B9T | 4200-A |
| | | M450/500 | 1410 | B7T | 4851-B | TACAE-A | ★ TACAE 4005-A | ★ B9T | 4200-A |
| | | M450/500 | 1410 | B7T | 4851-B | D3HS-DEA | ★ D3HS 4005-DEA | D3HZ | 4200-Z |
| | 6.20 | B-F500 | 1410 | B7T | 4851-B | TACAE-B | ★ TACAE 4005-B | ★ B9T | 4200-B |
| | | M450/500 | 1410 | B7T | 4851-B | TACAE-B | ★ TACAE 4005-B | ★ B9T | 4200-B |
| P500 | | 1350 | TDAA | 4851-A | TDAW-B | ★ TDAW 4005-B | TDAW | 4200-B | |
| 6.80 | B-F500 | 1410 | B7T | 4851-B | TDBA-A | ★ TDBA 4005-A | ★ B8T | 4200-E | |
| | M450/500 | 1410 | B7T | 4851-B | TDBA-A | ★ TDBA 4005-A | ★ B8T | 4200-E | |
| | P500 | 1350 | TDAA | 4851-A | TDAW-C | ★ TDAW 4005-C | ★ TDAW | 4200-C | |

1973/79
TRUCK SERIES 100/500

REAR AXLE and DIFFERENTIAL CARRIER CHART

| Parts List No. | RATIO | MODEL | FLANGE | | REAR AXLE IDENTIFICATION | REAR AXLE PART NUMBER | CARRIER PART NUMBER | | | |
|---|----------|----------|----------|-------------|--------------------------|-----------------------|---------------------|--------------------------------------|-----------------|---------------|
| | | | SIZE | INPUT | | | | | | |
| NOTE 1 Dana (Spicer) axles are the integral type - no 4200 carrier assy. available - for service use 4005 axle assy. | | | | | | | | | | |
| ▲ For flange type identification refer to Group 4851 | | | | | | | | | | |
| ● Axle used "Before Ser. A50,001", ⊕ Axle used "From Ser. A50,001" | | | | | | | | | | |
| 88 | 2.75 | F100/150 | 1310 | D4TZ 4851-D | WDM-BJ,BJ2, BT,CB | | ★ D6TW 4200-AA | | | |
| | | F100/150 | 1310 | D4TZ 4851-D | WDM-BV2' | | ★ D7TW 4200-TA | | | |
| | | F150 | 1330 | D6TZ 4851-A | WDM-BR | | ★ D7TW 4200-UA | | | |
| | | F100/150 | 1330 | D9TZ 4851-A | WDM-CG,CM | | ★ D9TW 4200-RA | | | |
| | 3.00 | 3.00 | F100/150 | 1310 | D4TZ 4851-D | WDM-AG1, AV,AV2 | | ★ D3TW 4200-F | | |
| | | | F100 | 1310 | D4TZ 4851-D | WDM-AG2 | | ★ D7TW 4200-SA | | |
| | | | F100/150 | 1310 | D4TZ 4851-B | WDM-AM2● | | ★ D5TW 4200-L | | |
| | | | F100/150 | 1330 | D6TZ 4851-A | WDM-AM2⊕ | | ★ D8TW 4200-BA | | |
| | | | F100/150 | 1330 | D4TZ 4851-C | WDM-AM | | ★ D4TW 4200-A | | |
| | | | F100/150 | 1310 | D4TZ 4851-D | WDM-BC,BC2 | | ★ D3TW 4200-F | | |
| | | | F100/150 | 1310 | D4TZ 4851-D | WDM-BU2 | | ★ D7TW 4200-SA | | |
| | | | F150 | 1330 | D6TZ 4851-A | WDM-CA | | ★ D8TW 4200-BA | | |
| | | | F100/150 | 1330 | D9TZ 4851-A | WDM-CF | | ★ D9TW 4200-NA | | |
| | | | 3.25 | 3.25 | F100 | 1310 | D4TZ 4851-D | WDM-AT | | ★ C8UW 4200-A |
| | | | | | F100/150 | 1310 | D4TZ 4851-D | WDM-AH,AH2, AY,AY2, | | ★ D1TW 4200-A |
| | | | | | F100/150 | 1310 | D4TZ 4851-B | WDM-AN2● | | ★ D5TW 4200-M |
| | F100/150 | 1330 | | | D6TZ 4851-A | WDM-AN2⊕,BY2 | | ★ D5TW 4200-R | | |
| | F100/150 | 1330 | | | D4TZ 4851-C | WDM-AN | | ★ D4TW 4200-B | | |
| | F150 | 1310 | | | D4TZ 4851-D | WDM-AU,AU2 | | ★ D1TW 4200-A | | |
| | F100/150 | 1330 | | | D9TZ 4851-A | WDM-CK | | ★ D9TW 4200-TA | | |
| | 3.50 | 3.50 | | | F100 | 1310 | D4TZ 4851-D | WDM-AJ, AJ1, AK, AK2, AZ,AZ2,BA, BA2 | | ★ D3TW 4200-E |
| | | | F100/150 | 1310 | D4TZ 4851-D | WDM-AE,AE2 | | ★ D3TW 4200-E | | |
| | | | F150 | 1330 | D4TZ 4851-C | WDM-BD | | ★ D5TW 4200-A | | |
| | | | F150 | 1330 | D6TZ 4851-A | WDM-BZ,CD | | ★ D8TW 4200-AA | | |
| | | | F150 | 1330 | D9TZ 4851-A | WDM-CN | | ★ D9TW 4200-YA | | |
| | 3.70 | F150 | 1310 | D4TZ 4851-D | WDM-BE | | ★ D5TW 4200-C | | | |
| | 4.11 | F100 | 1310 | D4TZ 4851-D | WDM-AB1, BB | | ★ D5TW 4200-G | | | |
| | 91 | 2.75 | F100/150 | 1310 | D4TZ 4851-D | WDM-BM4, BV4,C,CC4 | | ★ D8TW 4200-ZA | | |
| | | | F100/150 | 1330 | D9TZ 4851-A | WDM-CJ,CL | | ★ D9TW 4200-SA | | |
| | | 3.00 | 3.00 | F100 | 1310 | D4TZ 4851-D | WDM-BF,BF2, BG,BG2 | | ★ D8TW 4200-AAA | |
| | | | | F100/150 | 1310 | D4TZ 4851-D | WDM-AG3 | | ★ D7TW 4200-GA | |
| | | | | F100/150 | 1310 | D4TZ 4851-D | WDM-AG4,BU4 | | ★ D8TW 4200-AAA | |
| 3.25 | | 3.25 | E200 | 1310 | D4TZ 4851-D | WEW-J | | ★ C8UW 4200-A | | |
| | | | F100 | 1310 | D4TZ 4851-D | WDM-AC | | ★ C8UW 4200-A | | |
| | | | F100 | 1310 | D4TZ 4851-D | WDM-AF | | ★ D0TW 4200-L | | |
| 3.50 | | 3.50 | E200 | 1310 | D4TZ 4851-D | WEW-C | | ★ C7UW 4200-N | | |
| | | | F100 | 1310 | D4TZ 4851-D | WDM-T, AS | | ★ C7UW 4200-N | | |
| 3.70 | | 3.70 | E200 | 1310 | D4TZ 4851-D | WEW-K | | ★ C7TW 4200-M | | |
| | | | F100 | 1310 | D4TZ 4851-D | WDM-U, AL, AR | | ★ C7TW 4200-M | | |
| 4.11 | | 4.11 | E200 | 1310 | D4TZ 4851-D | WEW-A | | ★ C7TW 4200-N | | |
| | | | F100 | 1310 | D4TZ 4851-D | WDM-AB | | ★ C9TW 4200-L | | |

1973/79
TRUCK SERIES 100/500

REAR AXLE and DIFFERENTIAL CARRIER CHART

| Parts List No. | RATIO | MODEL | FLANGE | | REAR AXLE IDENTIFICATION | REAR AXLE PART NUMBER | CARRIER PART NUMBER |
|--|-------------|----------------------|-----------------|-----------------|--------------------------|-----------------------|---------------------|
| | | | SIZE ▲ | INPUT | | | |
| <p>NOTE 1 Dana (Spicer) axles are the integral type - no 4200 carrier assy. available - for service use 4005 axle assy. ▲ For flange type identification refer to Group 4851 ● Axle used "Before Ser. A50,001", ⊕ Axle used "From Ser. A50,001"</p> | | | | | | | |
| 93 | 3.54 | E300 | 1310 | DOTZ 4851-B | D0UA-G | ★ D0UA 4005-G | NOTE 1 |
| | | E300 | 1310 | DOTZ 4851-B | D3UA-BDA | ★ D3UA 4005-BDA | NOTE 1 |
| | | E300 | 1310 | DOTZ 4851-B | D4UA-DAA | ★ D4UA 4005-DAA | NOTE 1 |
| | | F250 (exc. Crew Cab) | 1310 | DOTZ 4851-B | D3TA-AA | ★ D3TA 4005-AA | NOTE 1 |
| | | | 1310 | DOTZ 4851-B | D3TA-VA | ★ D3TA 4005-VA | NOTE 1 |
| | | | 1310 | DOTZ 4851-B | D3TA-BAA | ★ D3TA 4005-BAA | NOTE 1 |
| | | | 1310 | DOTZ 4851-B | D5TA-JKB | ★ D5TA 4005-JKB | NOTE 1 |
| | | | 1310 | DOTZ 4851-B | D5TA-JYB | ★ D5TA 4005-JYB | NOTE 1 |
| | | | 1310 | DOTZ 4851-A | D3TA-BA | ★ D3TA 4005-BA | NOTE 1 |
| | | | 1310 | DOTZ 4851-B | D7TA-AGA | ★ D7TA 4005-AGA | NOTE 1 |
| | | | 1330 | DOTZ 4851-A | D3TA-YA | ★ D3TA 4005-YA | NOTE 1 |
| | | | 1330 | DOTZ 4851-A | D3TA-ATA | ★ D3TA 4005-ATA | NOTE 1 |
| | | | 1330 | DOTZ 4851-A | D7TA-AFA | ★ D7TA 4005-AFA | NOTE 1 |
| | | | 1330 | DOTZ 4851-A | D7TA-AEB | ★ D7TA 4005-AEB | NOTE 1 |
| | | | 1330 | DOTZ 4851-A | ED-D7TA-AEB | ★ D8TZ 4005-J | NOTE 1 |
| | | | 1330 | D8TZ 4851-A | D8TA-TB | ★ D8TA 4005-TB | NOTE 1 |
| | | | 1330 | DOTZ 4851-A | D8TA-TC | ★ D8TA 4005-TC | NOTE 1 |
| | | | 1350 | D4TZ 4851-A | D4TA-AB | ★ D4TA 4005-AB | NOTE 1 |
| | | | 1350 | D4TZ 4851-A | D4TA-AVB | ★ D4TA 4005-AVB | NOTE 1 |
| | | | 1350 | D4TZ 4851-A | D5TA-KBB | ★ D5TA 4005-KBB | NOTE 1 |
| 1350 | D4TZ 4851-A | | D5TA-KCB | ★ D5TA 4005-KCB | NOTE 1 | | |
| 1350 | D4TZ 4851-A | D6TA-FAB | ★ D6TA 4005-FAB | NOTE 1 | | | |
| 1350 | D4TZ 4851-A | D6TA-KGA | ★ D6TA 4005-KGA | NOTE 1 | | | |
| 1350 | D4TZ 4851-A | D8TA-ADA | ★ D8TA 4005-ADA | NOTE 1 | | | |
| 1350 | D4TZ 4851-A | D9TA-ALA | ★ D9TA 4005-ALA | NOTE 1 | | | |

1973/79
TRUCK SERIES 100/500

REAR AXLE and DIFFERENTIAL CARRIER CHART

| Parts List No. | RATIO | MODEL | FLANGE | | REAR AXLE IDENTIFICATION | REAR AXLE PART NUMBER | CARRIER PART NUMBER |
|----------------|-------|-------|--------|-------|--------------------------|-----------------------|---------------------|
| | | | SIZE ▲ | INPUT | | | |

NOTE 1 Dana (Spicer) axles are the integral type – no 4200 carrier assy. available – for service use 4005 axle assy.

▲ For flange type identification refer to Group 4851

● Axle used “Before Ser. A50,001”, ⊕ Axle used “From Ser. A50,001”

| | | | | | | | |
|----|------|----------------------|------|-------------|-------------|-----------------|--------|
| 93 | 3.54 | F250 (Crew Cab) | 1310 | D0TZ 4851-B | D5TS-KB | ★ D5TS 4005-KB | NOTE 1 |
| | | | 1350 | D4TZ 4851-A | D4TS-AA | ★ D4TS 4005-AA | NOTE 1 |
| | | | 1350 | D4TZ 4851-A | D5TS-AB | ★ D5TS 4005-AB | NOTE 1 |
| | | | 1350 | D4TZ 4851-A | D6TS-GA | ★ D6TS 4005-GA | NOTE 1 |
| | 3.73 | E300 | 1310 | D0TZ 4851-B | D0UA-E | ★ D0UA 4005-E | NOTE 1 |
| | | | 1310 | D0TZ 4851-B | D3UA-BBA | ★ D3UA 4005-BBA | NOTE 1 |
| | | | 1310 | D0TZ 4851-B | D4UA-CZA | ★ D4UA 4005-CZA | NOTE 1 |
| | | F250 (exc. Crew Cab) | 1310 | D0TZ 4851-B | D3TA-DA | ★ D3TA 4005-DA | NOTE 1 |
| | | | 1310 | D0TZ 4851-B | D3TA-AAA | ★ D3TA 4005-AAA | NOTE 1 |
| | | | 1310 | D0TZ 4851-B | D3TA-ACA | ★ D3TA 4005-ACA | NOTE 1 |
| | | | 1310 | D0TZ 4851-B | D5TA-JLB | ★ D5TA 4005-JLB | NOTE 1 |
| | | | 1310 | D0TZ 4851-B | D5TA-JNB | ★ D5TA 4005-JNB | NOTE 1 |
| | | | 1310 | D0TZ 4851-B | D6TA-EVB | ★ D6TA 4005-EVB | NOTE 1 |
| | | | 1310 | D0TZ 4851-B | D6TA-KBA | ★ D6TA 4005-KBA | NOTE 1 |
| | | | 1310 | D0TZ 4851-B | ED-D6TA-KBA | ★ D8TZ 4005-D | NOTE 1 |
| | | | 1310 | D0TZ 4851-B | D8TA-HC | ★ D8TA 4005-HC | NOTE 1 |
| | | | 1330 | D0TZ 4851-A | D3TA-FA | ★ D3TA 4005-FA | NOTE 1 |
| | | | 1330 | D0TZ 4851-A | D3TA-AEA | ★ D3TA 4005-AEA | NOTE 1 |
| | | | 1330 | D0TZ 4851-A | D3TA-AVA | ★ D3TA 4005-AVA | NOTE 1 |
| | | | 1330 | D8TZ 4851-A | D9TA-BUB | ★ D9TA 4005-BUB | NOTE 1 |
| | | | 1330 | D8TZ 4851-A | D9TA-BUC | ★ D9TA 4005-BUC | NOTE 1 |
| | | | 1350 | D4TZ 4851-A | D4TA-BJA | ★ D4TA 4005-BJA | NOTE 1 |
| | | | 1350 | D4TZ 4851-A | D4TA-BLA | ★ D4TA 4005-BLA | NOTE 1 |
| | | | 1350 | D4TZ 4851-A | D5TA-KEB | ★ D5TA 4005-KEB | NOTE 1 |
| | | | 1350 | D4TZ 4851-A | D5TA-KGB | ★ D5TA 4005-KGB | NOTE 1 |
| | | | 1350 | D4TZ 4851-A | D6TA-FCB | ★ D6TA 4005-FCB | NOTE 1 |
| | | | 1350 | D4TZ 4851-A | D6TA-KDA | ★ D6TA 4005-KDA | NOTE 1 |

1973/79
TRUCK SERIES 100/500

REAR AXLE and DIFFERENTIAL CARRIER CHART

| Parts List No. | RATIO | MODEL | FLANGE | | REAR AXLE IDENTIFICATION | REAR AXLE PART NUMBER | CARRIER PART NUMBER | | |
|--|-------|-----------------|-------------|----------------------|--------------------------|-----------------------|---------------------|-----------------|--------|
| | | | SIZE ▲ | INPUT | | | | | |
| <p>NOTE 1 Dana (Spicer) axles are the integral type - no 4200 carrier assy. available - for service use 4005 axle assy. ▲ For flange type identification refer to Group 4851 ● Axle used "Before Ser. A50,001", ⊕ Axle used "From Ser. A50,001"</p> | | | | | | | | | |
| 93 | 3.73 | F250 (Crew Cab) | 1310 | D0TZ 4851-B | D5TS-FB | ★ D5TS 4005-FB | NOTE 1 | | |
| | | | 1310 | D0TZ 4851-B | D6TS-CA | ★ D6TS 4005-CA | NOTE 1 | | |
| | | | 1350 | D4TZ 4851-A | D4TS-CA | ★ D4TS 4005-CA | NOTE 1 | | |
| | | | 1350 | D4TZ 4851-A | D5TS-CB | ★ D5TS 4005-CB | NOTE 1 | | |
| | | | 1350 | D4TZ 4851-A | D6TS-JA | ★ D6TS 4005-JA | NOTE 1 | | |
| | | 4.10 | E300 | 1310 | D0TZ 4851-B | D0UA-A | ★ D0UA 4005-A | NOTE 1 | |
| | | | | 1310 | D0TZ 4851-B | D4UA-CYA | ★ D4UA 4005-CYA | NOTE 1 | |
| | | | | F250 (exc. Crew Cab) | 1310 | D0TZ 4851-B | D3TA-GA | ★ D3TA 4005-GA | NOTE 1 |
| | | | | | 1310 | D0TZ 4851-B | D3TA-AFA | ★ D3TA 4005-AFA | NOTE 1 |
| | | | | | 1310 | D0TZ 4851-B | D3TA-AGA | ★ D3TA 4005-AGA | NOTE 1 |
| | | | | | 1310 | D0TZ 4851-B | D4TA-GCA | ★ D4TA 4005-GCA | NOTE 1 |
| | | | | | 1310 | D0TZ 4851-B | D5TA-JSB | ★ D5TA 4005-JSB | NOTE 1 |
| | | | | | 1310 | D0TZ 4851-B | D5TA-JTB | ★ D5TA 4005-JTB | NOTE 1 |
| | 1310 | | | | D0TZ 4851-B | D5TA-LFB | ★ D5TA 4005-LFB | NOTE 1 | |
| | 1310 | | | | D0TZ 4851-B | D6TA-ETB | ★ D6TA 4005-ETB | NOTE 1 | |
| | 1310 | | | | D0TZ 4851-B | D6TA-GGB | ★ D6TA 4005-GGB | NOTE 1 | |
| | 1310 | | | | D0TZ 4851-B | D6TA-KEA | ★ D6TA 4005-KEA | NOTE 1 | |
| | 1330 | | D0TZ 4851-A | D3TA-JA | ★ D3TA 4005-JA | NOTE 1 | | | |
| | 1330 | | D0TZ 4851-A | D3TA-MA | ★ D3TA 4005-MA | NOTE 1 | | | |
| | 1330 | | D0TZ 4851-A | D3TA-AJA | ★ D3TA 4005-AJA | NOTE 1 | | | |
| | 1330 | | D0TZ 4851-A | D3TA-AYA | ★ D3TA 4005-AYA | NOTE 1 | | | |
| | 1330 | | D0TZ 4851-A | D5TA-LDB | ★ D5TA 4005-LDB | NOTE 1 | | | |
| | 1330 | | D0TZ 4851-A | D6TA-GEB | ★ D6TA 4005-GEB | NOTE 1 | | | |
| | 1330 | | D0TZ 4851-A | D7TA-ACB | ★ D7TA 4005-ACB | NOTE 1 | | | |
| | 1330 | | D0TZ 4851-A | ED-D7TA-ACB | ★ D8TZ 4005-G | NOTE 1 | | | |
| | 1330 | | D8TZ 4851-A | D8TA-RB | ★ D8TA 4005-RB | NOTE 1 | | | |
| | 1330 | | D0TZ 4851-A | D8TA-RC | ★ D8TA 4005-RC | NOTE 1 | | | |
| | 1350 | | D4TZ 4851-A | D4TA-BNA | ★ D4TA 4005-BNA | NOTE 1 | | | |
| | 1350 | | D4TZ 4851-A | D4TA-BRA | ★ D4TA 4005-BRA | NOTE 1 | | | |
| | 1350 | | D4TZ 4851-A | D5TA-KKB | ★ D5TA 4005-KKB | NOTE 1 | | | |
| | 1350 | | D4TZ 4851-A | D5TA-KLB | ★ D5TA 4005-KLB | NOTE 1 | | | |
| | 1350 | | D4TZ 4851-A | D7TA-ATA | ★ D7TA 4005-ATA | NOTE 1 | | | |
| | 1350 | | D4TZ 4851-A | D8TA-AEA | ★ D8TA 4005-AEA | NOTE 1 | | | |
| | 1350 | | D4TZ 4851-A | D9TA-AKA | ★ D9TA 4005-AKA | NOTE 1 | | | |
| | 4.56 | | P350 | 1310 | D0TZ 4851-B | D5TS-HB | ★ D5TS 4005-HB | NOTE 1 | |
| | | | | 1310 | D0TZ 4851-B | D6TS-EA | ★ D6TS 4005-EA | NOTE 1 | |
| | | | | 1350 | D4TZ 4851-A | D4TS-DA | ★ D4TS 4005-DA | NOTE 1 | |
| | | | | 1350 | D4TZ 4851-A | D5TS-DB | ★ D5TS 4005-DB | NOTE 1 | |
| | | | | 1350 | D4TZ 4851-A | D7TS-BA | ★ D7TS 4005-BA | NOTE 1 | |
| | | P350 | 1310 | D0TZ 4851-B | D5TA-LAB | ★ D5TA 4005-LAB | NOTE 1 | | |
| | | | 1310 | D0TZ 4851-B | D6TA-KLA | ★ D6TA 4005-KLA | NOTE 1 | | |
| | | | 1310 | D0TZ 4851-B | D5TA-KZB | ★ D5TA 4005-KZB | NOTE 1 | | |
| | | | 1310 | D0TZ 4851-B | D6TA-KMA | ★ D6TA 4005-KMA | NOTE 1 | | |

1973/79
TRUCK SERIES 100/500

REAR AXLE and DIFFERENTIAL CARRIER CHART

| Parts List No. | RATIO | MODEL | FLANGE | | REAR AXLE IDENTIFICATION | REAR AXLE PART NUMBER | CARRIER PART NUMBER | | |
|--|-------|----------------------|----------------------|-----------------|--------------------------|-----------------------|---------------------|----------------|--------|
| | | | SIZE ▲ | INPUT | | | | | |
| NOTE 1 Dana (Spicer) axles are the integral type – no 4200 carrier assy. available – for service use 4005 axle assy. | | | | | | | | | |
| ▲ For flange type identification refer to Group 4851 | | | | | | | | | |
| ● Axle used "Before Ser. A50,001", ⊕ Axle used "From Ser. A50,001" | | | | | | | | | |
| 94 | 3.54 | E300 | 1310 | D0TZ 4851-B | D1UA-ACA | ★ D1UA 4005-ACA | NOTE 1 | | |
| | | E300 | 1310 | D0TZ 4851-B | D3UA-BFA | ★ D3UA 4005-BFA | NOTE 1 | | |
| | | E300 | 1310 | D0TZ 4851-B | D4UA-DBA | ★ D4UA 4005-DBA | NOTE 1 | | |
| | | F250 (exc. Crew Cab) | 1330 | D0TZ 4851-A | D3TA-CA | ★ D3TA 4005-CA | NOTE 1 | | |
| | | | 1330 | D0TZ 4851-A | D3TA-ZA | ★ D3TA 4005-ZA | NOTE 1 | | |
| | | | 1330 | D0TZ 4851-A | D3TA-AUA | ★ D3TA 4005-AUA | NOTE 1 | | |
| | | | 1330 | D8TZ 4851-A | D9TA-BNB | ★ D9TA 4005-BNB | NOTE 1 | | |
| | | | 1350 | D4TZ 4851-A | D4TA-BGA | ★ D4TA 4005-BGA | NOTE 1 | | |
| | | | 1350 | D4TZ 4851-A | D4TA-BHA | ★ D4TA 4005-BHA | NOTE 1 | | |
| | | | 1350 | D4TZ 4851-A | D5TA-JZB | ★ D5TA 4005-JZB | NOTE 1 | | |
| | | | 1350 | D4TZ 4851-A | D5TA-KAB | ★ D5TA 4005-KAB | NOTE 1 | | |
| | | | 1350 | D4TZ 4851-A | D6TA-FBB | ★ D6TA 4005-FBB | NOTE 1 | | |
| | | | 1350 | D4TZ 4851-A | D6TA-KHA | ★ D6TA 4005-KHA | NOTE 1 | | |
| | | | 1350 | D4TZ 4851-A | D8TA-ACA | ★ D8TA 4005-ACA | NOTE 1 | | |
| | | | 1350 | D4TZ 4851-A | D9TA-AMA | ★ D9TA 4005-AMA | NOTE 1 | | |
| | | | F250 (Crew Cab) | 1350 | D4TZ 4851-A | D4TS-BA | ★ D4TS 4005-BA | NOTE 1 | |
| | | | | 1350 | D4TZ 4851-A | D5TS-BB | ★ D5TS 4005-BB | NOTE 1 | |
| | | | | 1350 | D4TZ 4851-A | D6TS-HA | ★ D6TS 4005-HA | NOTE 1 | |
| | | 3.73 | F250 (exc. Crew Cab) | 1310 | D0TZ 4851-B | D3TA-EA | ★ D3TA 4005-EA | NOTE 1 | |
| | | | | 1310 | D0TZ 4851-B | D3TA-ABA | ★ D3TA 4005-ABA | NOTE 1 | |
| | | | | 1310 | D0TZ 4851-B | D3TA-ADA | ★ D3TA 4005-ADA | NOTE 1 | |
| | | | | 1310 | D0TZ 4851-B | D5TA-JMB | ★ D5TA 4005-JMB | NOTE 1 | |
| | | | | 1310 | D0TZ 4851-B | D5TA-JRB | ★ D5TA 4005-JRB | NOTE 1 | |
| | | | | 1310 | D0TZ 4851-B | D6TA-EYB | ★ D6TA 4005-EYB | NOTE 1 | |
| | | | | 1310 | D0TZ 4851-B | D6TA-KCA | ★ D6TA 4005-KCA | NOTE 1 | |
| | | | | 1310 | D0TZ 4851-B | ED-D6TA-KCA | ★ D8TZ 4005-E | NOTE 1 | |
| | | | | 1310 | D0TZ 4851-B | D6TS-DA | ★ D6TS 4005-DA | NOTE 1 | |
| | | | | 1310 | D0TZ 4851-B | D8TA-JC | ★ D8TA 4005-JC | NOTE 1 | |
| | | | | 1330 | D8TZ 4851-A | D9TA-BTB | ★ D9TA 4005-BTB | NOTE 1 | |
| | | | | 1330 | D8TZ 4851-A | D9TA-BTC | ★ D9TA 4005-BTC | NOTE 1 | |
| | | | | 1350 | D4TZ 4851-A | D4TA-BKA | ★ D4TA 4005-BKA | NOTE 1 | |
| | | | | 1350 | D4TZ 4851-A | D4TA-BMA | ★ D4TA 4005-BMA | NOTE 1 | |
| | | | | 1350 | D4TZ 4851-A | D5TA-KJB | ★ D5TA 4005-KJB | NOTE 1 | |
| | | | | F250 (Crew Cab) | 1310 | D0TZ 4851-B | D6TS-DA | ★ D6TS 4005-DA | NOTE 1 |
| | | | | | 1330 | D0TZ 4851-A | D5TS-GB | ★ D5TS 4005-GB | NOTE 1 |
| | | | | | 1350 | D4TZ 4851-A | D4TS-EA | ★ D4TS 4005-EA | NOTE 1 |
| | | | 1350 | D4TZ 4851-A | D5TS-EB | ★ D5TS 4005-EB | NOTE 1 | | |
| | 4.10 | E300 | 1310 | D0TZ 4851-B | D1UA-AEA | ★ D1UA 4005-AEA | NOTE 1 | | |
| | | E300 | 1310 | D0TZ 4851-B | D3UA-BEA | ★ D3UA 4005-BEA | NOTE 1 | | |
| | | E300 | 1310 | D0TZ 4851-B | D4UA-DCA | ★ D4UA 4005-DCA | NOTE 1 | | |

1973/79
TRUCK SERIES 100/500

REAR AXLE and DIFFERENTIAL CARRIER CHART

| Parts List No. | RATIO | MODEL | FLANGE | | REAR AXLE IDENTIFICATION | REAR AXLE PART NUMBER | CARRIER PART NUMBER |
|--|-------|----------------------|-------------|-------------|--------------------------|-----------------------|---------------------|
| | | | SIZE ▲ | INPUT | | | |
| <p>NOTE 1 Dana (Spicer) axles are the integral type - no 4200 carrier assy. available - for service use 4005 axle assy. ▲ For flange type identification refer to Group 4851 ● Axle used "Before Ser. A50,001", ⊕ Axle used "From Ser. A50,001"</p> | | | | | | | |
| 94 | 4.10 | F250 (exc. Crew Cab) | 1310 | DOTZ 4851-B | D3TA-AHA | ★ D3TA 4005-AHA | NOTE 1 |
| | | | 1310 | DOTZ 4851-B | D3TA-AZA | ★ D3TA 4005-AZA | NOTE 1 |
| | | | 1310 | DOTZ 4851-B | D4TA-GDA | ★ D4TA 4005-GDA | NOTE 1 |
| | | | 1310 | DOTZ 4851-B | D5TA-JUB | ★ D5TA 4005-JUB | NOTE 1 |
| | | | 1310 | DOTZ 4851-B | D5TA-JVB | ★ D5TA 4005-JVB | NOTE 1 |
| | | | 1310 | DOTZ 4851-B | D5TA-LGB | ★ D5TA 4005-LGB | NOTE 1 |
| | | | 1310 | DOTZ 4851-B | D6TA-EUB | ★ D6TA 4005-EUB | NOTE 1 |
| | | | 1310 | DOTZ 4851-B | D6TA-GHB | ★ D6TA 4005-GHB | NOTE 1 |
| | | | 1310 | DOTZ 4851-B | D6TA-KFA | ★ D6TA 4005-KFA | NOTE 1 |
| | | | 1310 | DOTZ 4851-B | ED-D6TA-KFA | ★ D8TZ 4005-F | NOTE 1 |
| | | | 1310 | DOTZ 4851-B | D8TA-KC | ★ D8TA 4005-KC | NOTE 1 |
| | | | 1330 | DOTZ 4851-A | D3TA-NA | ★ D3TA 4005-NA | NOTE 1 |
| | | | 1330 | DOTZ 4851-A | D5TA-LEB | ★ D5TA 4005-LEB | NOTE 1 |
| | | | 1330 | DOTZ 4851-A | D6TA-GFB | ★ D6TA 4005-GFB | NOTE 1 |
| | | | 1330 | DOTZ 4851-A | D7TA-ADB | ★ D7TA 4005-ADB | NOTE 1 |
| | | | 1330 | DOTZ 4851-A | ED-D7TA-ADB | ★ D8TZ 4005-H | NOTE 1 |
| | | | 1330 | D8TZ 4851-A | D8TA-SB | ★ D8TA 4005-SB | NOTE 1 |
| | | | 1330 | DOTZ 4851-A | D8TA-SC | ★ D8TA 4005-SC | NOTE 1 |
| | | 1350 | D4TZ 4851-A | D7TA-ARA | ★ D7TA 4005-ARA | NOTE 1 | |
| | | 1350 | D4TZ 4851-A | D9TA-BSA | ★ D9TA 4005-BSA | NOTE 1 | |
| 95 | 6.20 | B-F500 | 1410 | 8TH 4851 | C8TA-FJ | ★ C8TA 4005-FJ | D5TZ 4200-D |
| | | | 1410 | 8TH 4851 | D5TA-NTA | ★ D5TA 4005-NTA | D5TZ 4200-D |
| | 6.80 | B-F500 | 1410 | 8TH 4851 | C8TA-FK | ★ C8TA 4005-FK | D5TZ 4200-E |
| | | | 1410 | 8TH 4851 | D5TA-NUA | ★ D5TA 4005-NUA | D5TZ 4200-E |
| | 7.20 | B-F500 | 1410 | 8TH 4851 | C8TA-FL | ★ C8TA 4005-FL | D5TZ 4200-F |
| | | | 1410 | 8TH 4851 | D5TA-NVA | ★ D5TA 4005-NVA | D5TZ 4200-F |

1973/79
TRUCK SERIES 100/500

REAR AXLE and DIFFERENTIAL CARRIER CHART

| Parts List No. | RATIO | MODEL | FLANGE | | REAR AXLE IDENTIFICATION | REAR AXLE PART NUMBER | CARRIER PART NUMBER |
|---|-----------|---------------------|-------------|-------------|--------------------------|-------------------------------------|---------------------|
| | | | SIZE ▲ | INPUT | | | |
| <p>NOTE 1 Dana (Spicer) axles are the integral type - no 4200 carrier assy. available - for service use 4005 axle assy. ▲ For flange type identification refer to Group 4851 ● Axle used "Before Ser. A50,001", ⊕ Axle used "From Ser. A50,001"</p> | | | | | | | |
| 163 | 2.75 | E100 -- 1973/76 | 1310 | D4TZ 4851-D | WEV-AA1 | | ★ D6UW 4200-AA |
| | | E100 -- 1977/78 | 1310 | D4TZ 4851-D | WEV-AA1 | | ★ D7TW 4200-FA |
| | | E100 | 1330 | D9TZ 4851-A | WEV-AH | | ★ D9UW 4200-GA |
| | | E100/150 | 1310 | D4TZ 4851-D | WEV-AB1,AE,AG | | ★ D8TW 4200-ZA |
| | | E100/150 | 1330 | D9TZ 4851-A | WEV-AK | | ★ D9UW 4200-JA |
| | 3.00 | E100/150 -- 1973/76 | 1310 | D4TZ 4851-D | WEV-L,L1, R, R1 | | ★ D5TW 4200-E |
| | | E100/150 -- 1977 | 1310 | D4TZ 4851-D | WEV-L1 | | ★ D8TW 4200-AAA |
| | | E100/150 -- 1977/78 | 1310 | D4TZ 4851-D | WEV-R1 | | ★ D7TW 4200-GA |
| | | E100 -- 1975/76 | 1310 | D4TZ 4851-D | WEV-S,S1,S4 | | ★ D8TW 4200-AAA |
| | | E150 | 1330 | D9TZ 4851-A | WEV-AJ | | ★ D9UW 4200-HA |
| | 3.25 | E100 | 1310 | D4TZ 4851-D | WEV-G,G1 | | ★ C8UW 4200-A |
| | | E100/150 | 1310 | D4TZ 4851-D | WEV-AC1 | | ★ D7TW 4200-HA |
| | | E100/150 | 1330 | D9TZ 4851-A | WEV-AL | | ★ D9UW 4200-KA |
| | 3.50 | E100 | 1310 | D4TZ 4851-D | WEV-A, | | ★ C7UW 4200-N |
| | | E100 | 1310 | D4TZ 4851-D | WEV-A1● | | ★ C7UW 4200-N |
| | | E100 | 1310 | D4TZ 4851-D | WEV-A1⊕ | | ★ D5TW 4200-F |
| | | E100 | 1310 | D4TZ 4851-D | WEV-T,T1,T4 | | ★ C7UW 4200-N |
| | | E100/150 | 1310 | D4TZ 4851-D | WEV-A3,N,N1 | | ★ D5TW 4200-F |
| | 3.70 | E100/150 | 1310 | D4TZ 4851-D | WEV-AD1 | | ★ D7TW 4200-EA |
| | | E100 | 1310 | D4TZ 4851-D | WEV-H | | ★ C7TW 4200-M |
| 4.11 | E100/150 | 1310 | D4TZ 4851-D | WEV-G3 | | ★ C7TW 4200-N | |
| | E150 | 1310 | D4TZ 4851-D | WEV-M | | ★ D5TW 4200-G | |
| 164 | 5.83/8.12 | B-F500 | 1410 | 8TH 4851 | 74486 | ★ C8TA 4006-T | C8TZ 4200-AB |
| | 6.33/8.81 | B-F500 | 1410 | 8TH 4851 | 74487 | ★ C8TA 4006-U | C8TZ 4200-AC |
| 176 | 3.73 | E350 | 1330 | D0TZ 4851-A | D5UA-AGA | ★ D5UA 4005-AGA | NOTE 1 |
| | | E350 | 1330 | D0TZ 4851-A | D5UA-BKA | ★ D5UA 4005-BKA | NOTE 1 |
| | | E350 | 1330 | D0TZ 4851-A | D5UA-BKB | ★ D5UA 4005-BKB | NOTE 1 |
| | | E350 | 1330 | D0TZ 4851-A | D6UA-JUA | ★ D6UA 4005-JUA | NOTE 1 |
| | | E350 | 1330 | D8TZ 4851-A | D8TA-EA | ★ D8TA 4005-EA | NOTE 1 |
| | | E350 | 1330 | D8TZ 4851-A | D8TA-FA | r/b D9TA 4005-CGA ★ D8TA 4005-FA | NOTE 1 |
| | | E350 | 1330 | D8TZ 4851-A | D9TA-CGA | D9TA 4005-CGA | NOTE 1 |
| | | E350 | 1330 | D8TZ 4851-A | D9TA-CHA | D9TA 4005-CHA | NOTE 1 |
| | | E350 | 1350 | D4TZ 4851-A | D5UA-BLA | ★ D5UA 4005-BLA | NOTE 1 |
| | | E350 | 1350 | D4TZ 4851-A | D5UA-AJA | ★ D5UA 4005-AJA | NOTE 1 |
| | | E350 | 1350 | D4TZ 4851-A | D5UA-BLB | ★ D5UA 4005-BLB | NOTE 1 |
| | | E350 | 1350 | D4TZ 4851-A | D6UA-JVA | ★ D6UA 4005-JVA | NOTE 1 |
| | | E350 | 1350 | D4TZ 4851-A | D9TA-ADA | ★ D9TA 4005-ADA | NOTE 1 |
| | | E350 | 1350 | D4TZ 4851-A | D9TA-BEA | ★ D9TA 4005-BEA | NOTE 1 |
| | | F250 (Super Cab) | 1350 | D4TZ 4851-A | D5TA-LKB | ★ D5TA 4005-LKB | NOTE 1 |
| | | | 1350 | D4TZ 4851-A | D6TA-AHC | ★ D6TA 4005-AHC | NOTE 1 |

1973/79
TRUCK SERIES 100/500

REAR AXLE and DIFFERENTIAL CARRIER CHART

| Parts List No. | RATIO | MODEL | FLANGE | | REAR AXLE IDENTIFICATION | REAR AXLE PART NUMBER | CARRIER PART NUMBER | |
|--|-----------------------|-----------------------|------------------|-------------|--------------------------|-----------------------|---------------------|--------|
| | | | SIZE ▲ | INPUT | | | | |
| <p>NOTE 1 Dana (Spicer) axles are the integral type - no 4200 carrier assy. available - for service use 4005 axle assy. ▲ For flange type identification refer to Group 4851 ● Axle used "Before Ser. A50,001", ⊕ Axle used "From Ser. A50,001"</p> | | | | | | | | |
| 176 | 3.73 | F350 (exc. Super Cab) | 1330 | D0TZ 4851-A | D3TA-AKA | ★ D3TA 4005-AKA | NOTE 1 | |
| | | | 1330 | D0TZ 4851-A | D5TA-KMB | ★ D5TA 4005-KMB | NOTE 1 | |
| | | | 1330 | D0TZ 4851-A | D6TA-ATC | ★ D6TA 4005-ATC | NOTE 1 | |
| | | | 1330 | D0TZ 4851-A | ED-D6TA-ATC | ★ D8TZ 4005-B | NOTE 1 | |
| | | | 1330 | D8TZ 4851-A | D8TA-MB | ★ D8TA 4005-MB | NOTE 1 | |
| | | F350 | 1330 | D0TZ 4851-A | D8TA-MC | ★ D8TA 4005-MC | NOTE 1 | |
| | | | 1330 | D8TZ 4851-A | D9TA-ACA | ★ D9TA 4005-ACA | NOTE 1 | |
| | | | 1350 | D4TZ 4851-A | D4TA-NA | ★ D4TA 4005-NA | NOTE 1 | |
| | | | 1350 | D4TZ 4851-A | D5TA-KTB | ★ D5TA 4005-KTB | NOTE 1 | |
| | | | 1350 | D4TZ 4851-A | D6TA-MC | ★ D6TA 4005-MC | NOTE 1 | |
| | | | 1350 | D4TZ 4851-A | D8TA-VA | ★ D8TA 4005-VA | NOTE 1 | |
| | | | F350 | 1350 | D4TZ 4851-A | D9TA-BDA | ★ D9TA 4005-BDA | NOTE 1 |
| | | | F350 (Super Cab) | 1350 | D4TZ 4851-A | D4TA-BSA | ★ D4TA 4005-BSA | NOTE 1 |
| | | 1350 | | D4TZ 4851-A | D6TA-AHC | ★ D6TA 4005-AHC | NOTE 1 | |
| | | 1350 | | D4TZ 4851-A | D8TA-AAA | ★ D8TA 4005-AAA | NOTE 1 | |
| | | 4.10 | E350 | 1330 | D0TZ 4851-A | D5UA-ANA | ★ D5UA 4005-ANA | NOTE 1 |
| | | | | 1330 | D0TZ 4851-A | D5UA-BRA | ★ D5UA 4005-BRA | NOTE 1 |
| | | | | 1350 | D4TZ 4851-A | D5UA-BTA | ★ D5UA 4005-BTA | NOTE 1 |
| | | | | 1350 | D4TZ 4851-A | D5UA-ASA | ★ D5UA 4005-ASA | NOTE 1 |
| | | | | 1350 | D4TZ 4851-A | D5UA-BTB | ★ D5UA 4005-BTB | NOTE 1 |
| | 1350 | | | D4TZ 4851-A | D6UA-JYA | ★ D6UA 4005-JYA | NOTE 1 | |
| | 1350 | | | D4TZ 4851-A | D9TA-BFA | ★ D9TA 4005-BFA | NOTE 1 | |
| | 1350 | | | D4TZ 4851-A | D9TA-BKA | ★ D9TA 4005-BKA | NOTE 1 | |
| | F250 (Super Cab) | | | 1350 | D4TZ 4851-A | D5TA-LHB | ★ D5TA 4005-LHB | NOTE 1 |
| | | | | 1350 | D4TZ 4851-A | D6TA-AKC | ★ D6TA 4005-AKC | NOTE 1 |
| | F350 (exc. Super Cab) | | 1330 | D0TZ 4851-A | D3TA-ALA | ★ D3TA 4005-ALA | NOTE 1 | |
| | | | 1330 | D0TZ 4851-A | D5TA-KNB | ★ D5TA 4005-KNB | NOTE 1 | |
| | | | 1330 | D0TZ 4851-A | D6TA-ARC | ★ D6TA 4005-ARC | NOTE 1 | |
| | | | 1350 | D4TZ 4851-A | D4TA-SA | ★ D4TA 4005-SA | NOTE 1 | |
| | | | 1350 | D4TZ 4851-A | D5TA-KVB | ★ D5TA 4005-KVB | NOTE 1 | |
| | | | 1350 | D4TZ 4851-A | D6TA-AVC | ★ D6TA 4005-AVC | NOTE 1 | |
| | | | 1350 | D4TZ 4851-A | D8TA-YA | ★ D8TA 4005-YA | NOTE 1 | |
| | | | F350 | 1350 | D4TZ 4851-A | D9TA-BJA | ★ D9TA 4005-BJA | NOTE 1 |
| | | | F350 (Super Cab) | 1350 | D4TZ 4851-A | D4TA-BUA | ★ D4TA 4005-BUA | NOTE 1 |
| | | | | 1350 | D4TZ 4851-A | D6TA-AKC | ★ D6TA 4005-AKC | NOTE 1 |

1973/79
TRUCK SERIES 100/500

REAR AXLE and DIFFERENTIAL CARRIER CHART

| Parts List No. | RATIO | MODEL | FLANGE | | REAR AXLE IDENTIFICATION | REAR AXLE PART NUMBER | CARRIER PART NUMBER |
|--|----------|-----------------------|-------------|-----------------|--------------------------|-----------------------|---------------------|
| | | | SIZE ▲ | INPUT | | | |
| <p>NOTE 1 Dana (Spicer) axles are the integral type - no 4200 carrier assy. available - for service use 4005 axle assy. ▲ For flange type identification refer to Group 4851 ● Axle used "Before Ser. A50,001", ⊕ Axle used "From Ser. A50,001"</p> | | | | | | | |
| 176 | 4.56 | F250 (Super Cab) | 1350 | D4TZ 4851-A | D5TA-LLB | ★ D5TA 4005-LLB | NOTE 1 |
| | | | 1350 | D4TZ 4851-A | D6TA-AMC | ★ D6TA 4005-AMC | NOTE 1 |
| | | F350 (exc. Super Cab) | 1330 | D0TZ 4851-A | D3TA-ANA | ★ D3TA 4005-ANA | NOTE 1 |
| | | | 1330 | D0TZ 4851-A | D5TA-KSB | ★ D5TA 4005-KSB | NOTE 1 |
| | | | 1330 | D0TZ 4851-A | D6TA-ANC | ★ D6TA 4005-ANC | NOTE 1 |
| | | | 1330 | D0TZ 4851-A | ED-D6TA-ANC | ★ D8TZ 4005-A | NOTE 1 |
| | | | 1330 | D8TZ 4851-A | D8TA-NB | ★ D8TA 4005-NB | NOTE 1 |
| | | | 1330 | D0TZ 4851-A | D8TA-NC | ★ D8TA 4005-NC | NOTE 1 |
| | | F350 (Super Cab) | 1350 | D4TZ 4851-A | D9TA-AAA | ★ D9TA 4005-AAA | NOTE 1 |
| | | | 1350 | D4TZ 4851-A | D4TA-BYA | ★ D4TA 4005-BYA | NOTE 1 |
| | P350/400 | 1310 | D0TZ 4851-B | D6TA-AMC | ★ D6TA 4005-AMC | NOTE 1 | |
| | | 1330 | D0TZ 4851-A | D3TA-ASA | ★ D3TA 4005-ASA | NOTE 1 | |
| | | 1330 | D0TZ 4851-A | D5TA-LBB | ★ D5TA 4005-LBB | NOTE 1 | |
| | 4.88 | P350/400 | 1310 | D0TZ 4851-B | D6TA-KJA | ★ D6TA 4005-KJA | NOTE 1 |
| | | | 1310 | D0TZ 4851-B | D3TA-ARA | ★ D3TA 4005-ARA | NOTE 1 |
| | | | 1310 | D0TZ 4851-B | D5TA-LCB | ★ D5TA 4005-LCB | NOTE 1 |
| | 177 | 3.73 | E350 | 1350 | D4TZ 4851-A | D5UA-AKA | ★ D5UA 4005-AKA |
| E350 | | | 1350 | D4TZ 4851-A | D5UA-JJA | ★ D5UA 4005-JJA | NOTE 1 |
| F250 (Super Cab) | | | 1350 | D4TZ 4851-A | D5TA-LNB | ★ D5TA 4005-LNB | NOTE 1 |
| F350 (exc. Super Cab) | | | 1350 | D4TZ 4851-A | D4TA-RA | ★ D4TA 4005-RA | NOTE 1 |
| | | | 1350 | D4TZ 4851-A | D5TA-KUB | ★ D5TA 4005-KUB | NOTE 1 |
| F350 (Super Cab) | | | 1350 | D4TZ 4851-A | D4TA-BTA | ★ D4TA 4005-BTA | NOTE 1 |
| 4.10 | | E350 | 1350 | D4TZ 4851-A | D5UA-ATA | ★ D5UA 4005-ATA | NOTE 1 |
| | | E350 | 1350 | D4TZ 4851-A | D5UA-BUA | ★ D5UA 4005-BUA | NOTE 1 |
| | | E350 | 1350 | D4TZ 4851-A | D9TA-BHA | ★ D9TA 4005-BHA | NOTE 1 |
| | | F250 (Super Cab) | 1350 | D4TZ 4851-A | D5TA-LJB | ★ D5TA 4005-LJB | NOTE 1 |
| | | | 1350 | D4TZ 4851-A | D6TA-ALC | ★ D6TA 4005-ALC | NOTE 1 |
| | | F350 (exc. Super Cab) | 1330 | D0TZ 4851-A | D3TA-AMA | ★ D3TA 4005-AMA | NOTE 1 |
| | | | 1330 | D0TZ 4851-A | D5TA-KRB | ★ D5TA 4005-KRB | NOTE 1 |
| | | | 1330 | D0TZ 4851-A | D6TA-ASC | ★ D6TA 4005-ASC | NOTE 1 |
| | | | 1350 | D4TZ 4851-A | D4TA-TA | ★ D4TA 4005-TA | NOTE 1 |
| | | | 1350 | D4TZ 4851-A | D5TA-KYB | ★ D5TA 4005-KYB | NOTE 1 |
| | | | 1350 | D4TZ 4851-A | D6TA-AYC | ★ D6TA 4005-AYC | NOTE 1 |
| F350 (Super Cab) | 1350 | D4TZ 4851-A | D8TA-ZA | ★ D8TA 4005-ZA | NOTE 1 | | |
| | 1350 | D4TZ 4851-A | D9TA-BMA | ★ D9TA 4005-BMA | NOTE 1 | | |
| | 1350 | D4TZ 4851-A | D4TA-BVA | ★ D4TA 4005-BVA | NOTE 1 | | |
| | 1350 | D4TZ 4851-A | D6TA-ALC | ★ D6TA 4005-ALC | NOTE 1 | | |
| | 1350 | D4TZ 4851-A | D8TA-ABA | ★ D8TA 4005-ABA | NOTE 1 | | |
| 181 | 2.75 | F100/150 | 1310 | D4TZ 4851-D | WFE-AG,AH | ★ D7UW 4200-AA | |
| | 3.00 | F100/150 | 1310 | D4TZ 4851-D | WFE-AD,AF | ★ D7TW 4200-WA | |
| | 3.70 | F100 | 1310 | D4TZ 4851-D | WFE-A,M | ★ C9TW 4200-E | |
| 184 | 2.75 | F100 | 1330 | ★ D9TZ 4851-A | WFE-AV | ★ D9TW 4200-VA | |
| | 3.00 | F100 | 1330 | D4TZ 4851-C | WFE-K | ★ D4TW 4200-C | |

1973/79
TRUCK SERIES 100/500

REAR AXLE and DIFFERENTIAL CARRIER CHART

| Parts List No. | RATIO | MODEL | FLANGE | | REAR AXLE IDENTIFICATION | REAR AXLE PART NUMBER | CARRIER PART NUMBER |
|--|-------|---------------|--------|-------|--------------------------|-----------------------|------------------------|
| | | | SIZE ▲ | INPUT | | | |
| <p>NOTE 1 Dana (Spicer) axles are the integral type - no 4200 carrier assy. available - for service use 4005 axle assy. ▲ For flange type identification refer to Group 4851 ● Axle used "Before Ser. A50,001", ⊕ Axle used "From Ser. A50,001"</p> | | | | | | | |
| 184 | 3.25 | F100 | 1330 | D4TZ | 4851-C | WFE-L | ★ D4TW 4200-D |
| | | F100 | 1330 | D6TZ | 4851-A | WFE-L2 | ★ D5TW 4200-T |
| | | F100/150 | 1310 | D4TZ | 4851-D | WFE-S | ★ D5TW 4200-H |
| | | F100/150 | 1310 | D4TZ | 4851-D | WFE-S2,T,AC | ★ D5TW 4200-J |
| | | F100/150 | 1330 | D9TZ | 4851-A | WFE-AU | ★ D9TW 4200-UA |
| | | F150 | 1330 | D4TZ | 4851-C | WFE-L | ★ D4TW 4200-D |
| | 3.50 | F150 | 1330 | D6TZ | 4851-A | WFE-L2,AB | ★ D5TW 4200-T |
| | | F100/150 | 1310 | D4TZ | 4851-D | WFE-E,E2 | ★ D3TW 4200-A |
| | | F100/150 | 1310 | D4TZ | 4851-B | WFE-F | ★ D3TW 4200-B |
| | | F100/150 | 1310 | D4TZ | 4851-B | WFE-J | ★ D3TW 4200-B |
| | | - - 1973/75 | | | | | |
| | | F100 - - 1976 | 1310 | D4TZ | 4851-D | WFE-J,J2 | ★ D3TW 4200-A |
| | | F150 | 1330 | D4TZ | 4851-C | WFE-N | ★ D5TW 4200-B |
| | | F150 | 1330 | D6TZ | 4851-A | WFE-AK | ★ D8TW 4200-CA |
| | | F150 | 1330 | D6TZ | 4851-A | WFE-AS | ★ D8TW 4200-CA |
| | | F150 | 1330 | D9TZ | 4851-A | WFE-AW | ★ D9TW 4200-ZA |
| | 3.70 | F150 | 1310 | D4TZ | 4851-D | WFE-R | ★ D5TW 4200-D |
| | 4.11 | F100 | 1330 | D4TZ | 4851-D | WFE-G | ★ D3TW 4200-C |
| | | F100 | 1310 | D4TZ | 4851-B | WFE-H | ★ D3TW 4200-D |
| | | F150 | 1310 | D4TZ | 4851-D | WFE-V2 | ★ D5TW 4200-V |
| | | F150 | 1330 | D6TZ | 4851-A | WFE-V3 | ★ D5TW 4200-V |
| | | F150 | 1330 | D6TZ | 4851-A | WFE-AR | ★ D8TW 4200-UA |
| | | F150 | 1330 | D9TZ | 4851-A | WFE-AX | ★ D9TW 4200-AAA |
| | 185 | 3.31 | E250 | 1330 | D0TZ | 4851-A | D5UA-MMA |
| E250 | | | 1350 | D4TZ | 4851-A | D5UA-MNA | ★ D5UA 4005-MNA NOTE 1 |
| F250 | | | 1350 | D4TZ | 4851-A | D4TA-DA | ★ D4TA 4005-DA NOTE 1 |
| F250 | | | 1350 | D4TZ | 4851-A | D4TA-AUA | ★ D4TA 4005-AUA NOTE 1 |
| 3.54 | | E250 | 1350 | D4TZ | 4851-A | D9TA-BZA | ★ D9TA 4005-BZA NOTE 1 |
| | | E250 | 1350 | D4TZ | 4851-A | D9TA-BZB | ★ D9TA 4005-BZB NOTE 1 |
| 3.73 | | E250 | 1310 | D0TZ | 4851-B | D5UA-RDA | ★ D5UA 4005-RDA NOTE 1 |
| | | E250 | 1330 | D8TZ | 4851-A | D9TA-BVB | ★ D9TA 4005-BVB NOTE 1 |
| | | E250 | 1330 | D8TZ | 4851-A | D9TA-BVC | ★ D9TA 4005-BVC NOTE 1 |
| | | E250 | 1350 | D4TZ | 4851-A | D5UA-EB | ★ D5UA 4005-EB NOTE 1 |
| | | E250 | 1350 | D4TZ | 4851-A | D9TA-ATA | ★ D9TA 4005-ATA NOTE 1 |
| 4.10 | | E250 | 1350 | D4TZ | 4851-A | D5UA-VB | ★ D5UA 4005-VB NOTE 1 |

1973/79
TRUCK SERIES 100/500

REAR AXLE and DIFFERENTIAL CARRIER CHART

| Parts List No. | RATIO | MODEL | FLANGE | | REAR AXLE IDENTIFICATION | REAR AXLE PART NUMBER | CARRIER PART NUMBER | |
|--|-------|-------|-------------|-------------|--------------------------|-----------------------|---------------------|----------------------------------|
| | | | SIZE | INPUT | | | | |
| <p>NOTE 1 Dana (Spicer) axles are the integral type - no 4200 carrier assy. available - for service use 4005 axle assy. ▲ For flange type identification refer to Group 4851 ● Axle used "Before Ser. A50,001", ⊕ Axle used "From Ser. A50,001"</p> | | | | | | | | |
| 186 | 3.07 | E250 | 1350 | D4TZ 4851-A | D5UA-RBA | ★ D5UA 4005-RBA | NOTE 1 | |
| | | E250 | 1350 | D4TZ 4851-A | D9TA-BAA | ★ D9TA 4005-BAA | NOTE 1 | |
| | | F250 | 1350 | D4TZ 4851-A | D5TA-NHA | ★ D5TA 4005-NHA | NOTE 1 | |
| | | F250 | 1350 | D4TZ 4851-A | ED1-D5TA-NHA | ★ D5TZ 4005-C | NOTE 1 | |
| | | F250 | 1350 | D4TZ 4851-A | ED1-D5TA-NKA | ★ D5TZ 4005-D | NOTE 1 | |
| | | F250 | 1350 | D4TZ 4851-A | D5TA-NKA | ★ D5TA 4005-NKA | NOTE 1 | |
| | | F250 | 1350 | D4TZ 4851-A | D6TA-FLB | ★ D6TA 4005-FLB | NOTE 1 | |
| | | F250 | 1350 | D4TZ 4851-A | D6TA-KAA | ★ D6TA 4005-KAA | NOTE 1 | |
| | | F250 | 1350 | D4TZ 4851-A | D8TA-AFA | ★ D8TA 4005-AFA | NOTE 1 | |
| | F250 | 1350 | D4TZ 4851-A | D9TA-AHA | ★ D9TA 4005-AHA | NOTE 1 | | |
| | 3.31 | E250 | 1310 | D0TZ 4851-B | D5UA-RCA | ★ D5UA 4005-RCA | NOTE 1 | |
| | | E250 | 1330 | D0TZ 4851-A | D5UA-MKA | ★ D5UA 4005-MKA | NOTE 1 | |
| | | E250 | 1330 | D8TZ 4851-A | D8TA-GA | ★ D8TA 4005-GA | NOTE 1 | |
| | | E250 | 1330 | D8TZ 4851-A | D9TA-CJA | r/b D9TA 4005-CJA | NOTE 1 | |
| | | E250 | 1350 | D4TZ 4851-A | D5UA-MLA | ★ D5UA 4005-MLA | NOTE 1 | |
| | | E250 | 1350 | D4TZ 4851-A | D5TA-KDB | ★ D5TA 4005-KDB | NOTE 1 | |
| | | F250 | 1310 | D0TZ 4851-B | D5TA-NEA | ★ D5TA 4005-NEA | NOTE 1 | |
| | | F250 | 1310 | D0TZ 4851-B | ED1-D5TA-NEA | ★ D5TZ 4005-A | NOTE 1 | |
| | | F250 | 1310 | D0TZ 4851-B | D5TA-NFA | ★ D5TA 4005-NFA | NOTE 1 | |
| | | F250 | 1310 | D0TZ 4851-B | ED1-D5TA-NFA | ★ D5TZ 4005-B | NOTE 1 | |
| | | F250 | 1310 | D0TZ 4851-B | D6TA-FJB | ★ D6TA 4005-FJB | NOTE 1 | |
| | | F250 | 1310 | D0TZ 4851-B | D6TA-JZA | ★ D6TA 4005-JZA | NOTE 1 | |
| | | F250 | 1310 | D0TZ 4851-B | ED-D6TA-JZA | ★ D8TZ 4005-C | NOTE 1 | |
| | | F250 | 1310 | D0TZ 4851-B | D8TA-LC | ★ D8TA 4005-LC | NOTE 1 | |
| | | F250 | 1330 | D8TZ 4851-A | D9TA-BRB | ★ D9TA 4005-BRB | NOTE 1 | |
| | | F250 | 1330 | D8TZ 4851-A | D9TA-BRC | ★ D9TA 4005-BRC | NOTE 1 | |
| | | F250 | 1350 | D4TZ 4851-A | D4TA-ATA | ★ D4TA 4005-ATA | NOTE 1 | |
| | | F250 | 1350 | D4TZ 4851-A | D4TA-CA | ★ D4TA 4005-CA | NOTE 1 | |
| | | 3.54 | E250 | 1350 | D4TZ 4851-A | D9TA-CAA | ★ D9TA 4005-CAA | NOTE 1 |
| | | | E250 | 1350 | D4TZ 4851-A | D9TA-CAB | ★ D9TA 4005-CAB | NOTE 1 |
| | | | F250 | 1350 | D4TZ 4851-A | D4TA-AA | ★ D4TA 4005-AA | NOTE 1 |
| | F250 | | 1350 | D4TZ 4851-A | D4TA-AVA | ★ D4TA 4005-AVA | NOTE 1 | |
| | 3.73 | E250 | 1310 | D0TZ 4851-B | D5UA-AB | ★ D5UA 4005-AB | NOTE 1 | |
| | | E250 | 1330 | D8TZ 4851-A | D9TA-BYB | ★ D9TA 4005-BYB | NOTE 1 | |
| | | E250 | 1330 | D8TZ 4851-A | D9TA-BYC | r/b D9TA 4005-BYC | NOTE 1 | |
| | | E250 | 1350 | D4TZ 4851-A | D5UA-FB | ★ D5UA 4005-FB | NOTE 1 | |
| | | E250 | 1350 | D4TZ 4851-A | D9TA-AVA | ★ D9TA 4005-AVA | NOTE 1 | |
| | 4.10 | E250 | 1310 | D0TZ 4851-B | D5UA-NB | ★ D5UA 4005-NB | NOTE 1 | |
| | | E250 | 1350 | D4TZ 4851-A | D5UA-UB | ★ D5UA 4005-UB | NOTE 1 | |
| | 191 | 4.33 | M450/500 | 1410 | B7T 4851-B | D3HS-AMA | ★ D3HS 4005-AMA | ★ D5TZ 4200-K r/b D6TZ 4200-A |
| | | | M450/500 | 1410 | B7T 4851-B | D5TA-LA | ★ D5TA 4005-LA | ★ D5TZ 4200-K r/b D6TZ 4200-A |
| | | | M450/500 | 1410 | D6TZ 4851-C | D5TA-LB | ★ D5TA 4005-LB | D6TZ 4200-A |
| | | 4.63 | M450/500 | 1410 | B7T 4851-B | D3HS-AJA | ★ D3HS 4005-AJA | ★ D3HZ 4200-R |
| | | 4.88 | M450/500 | 1410 | B7T 4851-B | D3HS-AGA | ★ D3HZ 4005-AGA | D5TZ 4200-L |
| | | | M450/500 | 1410 | B7T 4851-B | D5TA-MA | ★ D5TA 4005-MA | D5TZ 4200-L |
| | | | M450/500 | 1410 | D6TZ 4851-C | D5TA-MB | ★ D5TA 4005-MB | D6TZ 4200-B |

**1973/79
TRUCK SERIES 100/500**

REAR AXLE and DIFFERENTIAL CARRIER CHART

| Parts List No. | RATIO | MODEL | FLANGE | | REAR AXLE IDENTIFICATION | REAR AXLE PART NUMBER | | CARRIER PART NUMBER | |
|---|----------|---------------------|--------|--------|--------------------------|-----------------------|--------------------------------------|---------------------|---------|
| | | | SIZE ▲ | INPUT | | | | | |
| NOTE 1 Dana (Spicer) axles are the integral type - no 4200 carrier assy. available - for service use 4005 axle assy. ▲ For flange type identification refer to Group 4851 ● Axle used "Before Ser. A50,001", ⊕ Axle used "From Ser. A50,001" | | | | | | | | | |
| 191 | 5.29 | M450/500 | 1410 | B7T | 4851-B | D5TA-NA | ★ D5TA 4005-NA | D5TZ | 4200-M |
| | | M450/500 | 1410 | D6TZ | 4851-C | D5TA-NB | ★ D5TA 4005-NB | D6TZ | 4200-C |
| | | B-F500 | 1410 | B7T | 4851-B | D5TA-NA | ★ D5TA 4005-NA | D5TZ | 4200-M |
| | 5.83 | B-F500 | 1410 | D6TZ | 4851-C | D5TA-NB | ★ D5TA 4005-NB | D6TZ | 4200-C |
| | | B-F500 | 1350 | TDAA | 4851-A | D3TA-CBA | ★ D3TA 4005-CBA r/b D5TA 4005-REB | D5TZ | 4200-G |
| | | B-F500 | 1410 | B7T | 4851-B | D5TA-REA | ★ D5TA 4005-REA r/b D5TA 4005-REB | D5TZ | 4200-G |
| | 6.20 | B-F500 | 1410 | D6TZ | 4851-C | D5TA-REB | D5TA 4005-REB | D6TZ | 4200-D |
| | | B-F500 | 1350 | TDAA | 4851-A | D3TA-CDA | ★ D3TA 4005-CDA r/b D5TA 4005-RGB | D5TZ | 4200-H |
| | | B-F500 | 1410 | B7T | 4851-B | D5TA-RGA | ★ D5TA 4005-RGA r/b D5TA 4005-RGB | D5TZ | 4200-H |
| | | B-F500 | 1410 | D6TZ | 4851-C | D5TA-RGB | D5TA 4005-RGB | D6TZ | 4200-E |
| | | P500 | 1410 | B7T | 4851-E | D3TA-CAA | ★ D3TA 4005-CAA r/b D5TA 4005-RFB | D5TZ | 4200-N |
| | | P500 | 1350 | TDAA | 4851-A | D5TA-RFA | ★ D5TA 4005-RFA r/b D5TA 4005-RFB | D5TZ | 4200-N |
| | | P500 | 1350 | D6TZ | 4851-B | D5TA-RFB | D5TA 4005-RFB | D6TZ | 4200-F |
| | | 6.80 | B-F500 | 1350 | TDAA | 4851-A | D3TA-CEA | ★ D3TA 4005-CEA | D5TZ |
| | B-F500 | | 1410 | B7T | 4851-B | D5TA-RJA | ★ D5TA 4005-RJA | D5TZ | 4200-J |
| | M450/500 | | 1350 | TDAA | 4851-A | D3TA-CEA | ★ D3TA 4005-CEA | D5TZ | 4200-J |
| | M450/500 | | 1410 | B7T | 4851-B | D5TA-RJA | ★ D5TA 4005-RJA | D5TZ | 4200-J |
| | P500 | | 1410 | B7T | 4851-B | D3TA-CCA | ★ D3TA 4005-CCA | D5TZ | 4200-P |
| | P500 | | 1350 | TDAA | 4851-A | D5TA-RHA | ★ D5TA 4005-RHA | D5TZ | 4200-P |
| | P500 | | 1350 | D6TZ | 4851-B | D5TA-RHB | ★ D5TA 4005-RHB | D6TZ | 4200-G |
| 192 | 2.75 | E100/150 | 1310 | D4TZ | 4851-D | WFT-G | | ★ D7UW | 4200-AA |
| | | E100/150 | 1330 | D9TZ | 4851-A | WFT-L | | ★ D9UW | 4200-LA |
| | 3.00 | E100/150 | 1310 | D4TZ | 4851-D | WFT-H | | ★ D7TW | 4200-WA |
| | 3.25 | E100/150 | 1310 | D4TZ | 4851-D | WFT-F1,F2 | | ★ D7TW | 4200-MA |
| | | E100/150 | 1330 | D9TZ | 4851-A | WFT-M | | ★ D9UW | 4200-MA |
| | 3.50 | E100/150 -- 1975/76 | 1310 | D4TZ | 4851-D | WFT-D, D1 | | ★ D5UW | 4200-A |
| | 3.50 | E100/150 -- 1977/78 | 1310 | D4TZ | 4851-D | WFT-D1,D2 | | ★ D7TW | 4200-LA |
| 4.11 | E100/150 | 1310 | D4TZ | 4851-D | WFT-E | | ★ D5UW | 4200-B | |
| 193 | 3.25 | F100 | 1310 | D4TZ | 4851-D | WDM-ACX | | ★ D5TW | 4200-K |
| 207 | 2.72 | F100/150 | 1310 | C6TZ | 4851-D | D7TA-AF | ★ D7TA 4001-AF | NOTE 1 | |
| | | F100/150 | 1310 | C6TZ | 4851-D | D7TA-JA | ★ D7TA 4001-JA | NOTE 1 | |
| | | F100/150 | 1310 | C6TZ | 4851-D | ED-D9TA-AA | ★ D9TZ 4001-A | NOTE 1 | |
| | 3.07 | F100/150 | 1310 | C6TZ | 4851-D | D7TA-B1F | ★ D7TA 4001-B1F | NOTE 1 | |
| | 3.23 | F100/150 | 1310 | C6TZ | 4851-D | D7TA-CF | ★ D7TA 4001-CF | NOTE 1 | |
| 3.54 | F100/150 | 1310 | C6TZ | 4851-D | D7TA-DF | ★ D7TA 4001-DF | NOTE 1 | | |
| 208 | 3.23 | F100/150 | 1310 | C6TZ | 4851-D | D7TA-FE | ★ D7TA 4001-FE | NOTE 1 | |
| | 3.54 | F100/150 | 1310 | C6TZ | 4851-D | D7TA-EE | ★ D7TA 4001-EE | NOTE 1 | |

**1973/79
TRUCK SERIES 100/500**

INSTRUCTIONS FOR IDENTIFYING REAR AXLE ASSEMBLIES and THEIR RELATED PARTS
LIST NUMBERS ARE SHOWN ON PAGE 1 OF SECTION 40.

Axle manufacturer and model are shown at the beginning of each Parts List.

| QTY. | PART NUMBER | DESCRIPTION | QTY. | PART NUMBER | DESCRIPTION |
|---|---------------------|--|------|------------------|--|
| ROCKWELL (TIMKEN) C100 REAR AXLE SERVICE PARTS LIST NO. 79 | | | | | |
| 16 | B7TZ 1151-B | Stud (axle shaft) | 2 | TBAA 4228-A | Washer (diff. side gear thrust)- 2 1/4" I.D.-3 3/16" O.D. |
| 1 | D3TZ 4010-T | Housing assy. | | | |
| 1 | 358048-S(P-43) | Plug (drain)-3/4" | 4 | TBAA 4230-A | Washer (diff. pinion thrust)-7/8" I.D. x 1 31/32" O.D. |
| 1 | TDAA 4035-A | Gasket (diff. carrier)-13 3/4" O.D. | | | |
| 2 | TDAA 4067-A | Adjuster (diff. brg.)-3 1/4" I.D.-17 slots | 2 | TDAA 4235-A | Shaft assy. |
| 8 | C7TZ 4A140-A | Bolt (carrier to hsg.)-7/16"-14 x 1 1/4"-short | 2 | TDAA 4236-A | Gear (diff. side)-16 teeth-1 45/64" I.D. |
| 1 | TDAA 4141-A | Carrier assy. (diff.)-casting No. 3200-N 482 with 12 drilled holes | 1 | D3HZ 4320-B | Nut (drive pinion-flange)-1 1/4"-20 x 1 19/32" across flats |
| 4 | 351689-S(BB-351) | Bolt (bearing cap to carrier)-5/8"- 11 x 3 3/8" | 1 | B6T 4607-A | Gasket (pinion grease retainer support) |
| 4 | 353409-S(WW-47) | Stud (carrier to hsg.)-7/16"-14 & 7/16"-20 x 2 1/2" | | 4537 | Spacer (driving pinion bearing) .172" thick |
| 8 | 353419-S(WW-39) | Stud (carrier to hsg.)-7/16"-14 & 7/16"-20 x 1 7/8" | AR | TDAA 4537-AT | .172" thick |
| 1 | 353051-S(P-32) | Plug (filler) | AR | TDAA 4537-AX | .176" thick |
| 12 | 34671-S8(M-67) | Nut-7/16"-20 | AR | TDAA 4537-AZ | .183" thick |
| 4 | ★353401-S(BB-344-E) | Bolt (cap to carrier)-9/16"-12 x 4 1/8" | AR | TDAA 4537-BA | .189" thick |
| | 4143 | Lock (diff. brg. adjusters) | AR | TDAA 4537-BB | .195" thick |
| 2 | C2TZ 4143-A | 2 9/32" long-1/4" shank-used w/ untapped carrier | AR | TDAA 4537-BD | .207" thick |
| 2 | TDAA 4143-A | L shaped | 1 | ★TDAA 4614-A | Retainer assy. (pinion brg.) |
| 2 | 353408-S(BB-329) | Bolt (lock)-5/16"-18 x 7/16" hd. drilled | 8 | 20428-S7(B-82) | Bolt (sleeve to carrier)-3/8"-16 x 1 1/4" |
| 1 | 34675-S8(M-75) | Nut-3/4"-16 | | 4616 | Cup (drive pinion brg.) |
| 8 | C1TZ 4A146-A | Bolt (carrier to hsg.)-7/16"-14 x 1 1/2" long | 1 | B9TT 4616-A | Inner- # 903210 |
| 1 | ★B3TZ 4189-A | Screw (thrust adjusting)-thrust block not required-3/4"-16 x 3 5/8" | 1 | BB 4616-A | Outer- # 44348 |
| 1 | 34692-S8(M-74) | Nut-3/4"-16 | 1 | TDAA 4621-A | Cone & roller (driving pinion)- # 44143 |
| | 4200 | Differential assy.-refer to group in Section 40 | 1 | C3TZ 4625-B | Bearing (driving pinion pilot)- # MU 1305 TDM, # MRY 1305 EM |
| | 4204 | Case assy. (diff.) | 1 | B5TZ 4627-A | Ring (driving pinion pilot brg.) |
| 1 | D3HZ 4204-A | 4.33 ratio | 1 | TDAA 4628-A | Cup (drive pinion brg.)- # M 903310 |
| 1 | D3HZ 4204-B | 5.29 ratio | 1 | TDAA 4630-A | Cone & roller (driving pinion)- # M903245 |
| 8 | 355783-S(BB-335) | Bolt (case)-7/16"-14 x 2 1/2" hex. head drilled | 1 | 2Q 4637-A | Washer (driving pinion)-1 1/32" I.D. |
| | 4209 | Ring gear & pinion kit | | 4662 | Shim (driving pinion brg. sleeve) |
| 1 | D3HZ 4209-R | 4.33 ratio | AR | TDAA 4662-A | .003" thick |
| 1 | D3HZ 4209-S | 5.29 ratio | AR | TDAA 4662-B | .005" thick |
| 12 | 352150-S(SS-10) | Rivet (gear to case)-7/16" x 1 1/2" | 1 | D3TZ 4668-A | Lock ring (driving pinion rear brg.)- 57/64" I.D. x 1/16" thick |
| 1 | 79 4211-A | Shaft (pinion)-6" long | 1 | TDAA 4674-A | Retainer & seal assy. (driving pinion bearing) |
| 4 | B3TZ 4215-A | Pinion-(diff.)-9 teeth | 1 | TCAA 4676-A | Seal (driving pinion grease) |
| | 4216 | Bolt (diff. case) | 1 | B7T 4851-B | Flange assy. (U joint)-axle end-055, 1410 size- # E2241 |
| 4 | D3TZ 4216-B | 9/16"-13 x 4 1/4"-long | 1 | 72089-S(N-55) | Cotter pin-1/8" x 1 3/4" |
| 8 | D3TZ 4216-C | 7/16"-14 x 2 3/4"-short | 1 | 351165-S8(MM-85) | Nut-castle-1" x 20 |
| 8 | 373230-S(XX-165-F) | Washer (diff. case)-7/16" | 1 | CITT 4859-B | Deflector (driving pinion oil seal dust) |
| 2 | B3TZ 4221-B | Cone & roller (diff.)- # 395 | 1 | B9TZ 4982-A | Bolt & nut kit (driving gear) Consists of 12-★372334-S2 7/16"-20 x 1 5/8" bolts 12-372360-S 7/16"-20 nuts |
| 2 | TDAA 4222-A | Cup (diff. brg.)- # 394AS | | | |

1973/79
TRUCK SERIES 100/500

| QTY. | PART NUMBER | DESCRIPTION | QTY. | PART NUMBER | DESCRIPTION |
|--|-------------------------------------|---|------|---------------|--|
| ROCKWELL (TIMKEN) D100 REAR AXLE SERVICE PARTS LIST NO. 81 FOR LOCKING DIFFERENTIAL ASSY - ORDER (ROCKWELL NO. B75-3235-Z-884) AS SPEC. ORDER ITEM OR ORDER THROUGH YOUR LOCAL DETROIT AUTOMOTIVE "NO SPIN" DISTRIBUTOR NOTE 1 - WHEN CHANGING GEAR SET FROM 4.63 RATIO TO 4.88 RATIO REMOVE AND USE APPROPRIATE SPEEDOMETER GEAR FOR 4.88 RATIO | | | | | |
| 16 | B7TZ 1151-B | Stud (axle shaft) | | | |
| | 4010 | Housing assy. | 8 | 7EQ 4216-A | Bolt (differential case) Use with 4141 carrier- # 5200-K-531- 1/2"-20 x 5 3/8"-end drilled |
| 1 | B6T 4010-A | B-F-P500- # A-41-3201-U-1713- | 8 | ★D3TZ 4216-A | Use with 4141 carrier- # 5200-D-394- 1/2"-13 x 3"-12 point head- r/b D3TZ 4216-D |
| 1 | ★D3HZ 4010-G | M450/500- # A39-3201-U-1373- r/b B6T 4010-A | 8 | C8TZ 4216-A | Use with 4141 carrier- # 5200-D-394- 1/2"-13 x 3"-hex head-also serviced in Kit-group 4216 |
| 1 | 358048-S(PP-43) | Plug (drain)-3/4" | 1 | D3TZ 4216-D | Bolt Kit (differential case)- use with 4141 carrier- # 5200-D-394- Consists of 8-C8TZ 4216-A Bolt 8-D7HZ 4326-A Washer |
| 1 | D3TZ 4030-A | Gasket (housing plug) | 4 | D3HZ 4216-C | Bolt (cap to carrier)-5/8"-11 x 3 1/2" |
| | 4035 | Gasket (differential carrier) | 8 | 34032-S7(M-9) | Nut-castle-1/2"-20 |
| 1 | TEAA 4035-A | Use with 4141 carrier-# 5200-K-531 | | 4221 | Cone and roller (differential bearing) |
| 1 | B6T 4035-B | Use with 4141 carrier-# 5200-D-394 | 1 | B3TZ 4221-B | R.H.- # 395 |
| | 4067 | Adjuster (differential bearing) Use with 4141 carrier-# 5200-K-531 | 1 | 8TH 4221 | L.H.- # 3994 |
| 1 | TDAA 4067-A | R.H.-3 1/4" I.D.-17 slots | | 4222 | Cup (differential bearing) Use with 4141 carrier- # 5200-K-531 |
| 1 | TEAA 4067-A | L.H.-3 1/4" I.D.-12 slots | 1 | TDAA 4222-A | R.H.- # 394AS |
| | Use with 4141 carrier- # 5200-D-394 | | 1 | B6T 1243-A | L.H.- # 3920 Use with 4141 carrier- # 5200-D-394 |
| 2 | TDAA 4067-A | R.H. & L.H.-3 1/4" I.D.-17 slots | 1 | TDAA 4222-A | R.H.- # 394AS |
| 6 | C7TZ 4A140-A | Bolt (carrier to housing)-7/16"-14 x 1 1/4" | 1 | D3TZ 4222-A | L.H.- # JM-511910 |
| 6 | 353419-S(WW-39) | Stud (carrier to hsg.)- 7/16" - 14 & 7/16" - 20 x 1 7/8 | 2 | 8TH 4228 | Washer (differential side gear thrust) 2 3/8" I.D. x 3 9/16" O.D. |
| | 4141 | Carrier & cap assy. (differential) # 5200-K-531 casting-with 10 drilled holes r/b D3TZ 4141-D | 4 | 8TH 4230 | Washer (diff. pinion thrust)- 7/8" I.D. x 1 31/32" O.D. |
| 1 | ★B6T 4141-A | # 5200-K-531 casting-with 10 drilled holes r/b D3TZ 4141-D | 2 | 7RT 4235-A | Shaft assy. |
| 1 | ★D3TZ 4141-C | # A95-3200-L-532-with 10 drilled holes-r/b D3TZ 4141-D | 2 | 8TH 4236 | Gear (differential side)-16 teeth |
| 1 | D3TZ 4141-D | Carrier kit (differential)- # 5200-D-394 casting-with 10 drilled holes-1973/74 | 1 | D3HZ 4320-B | Nut (drive pinion-flange)-1 1/4"- 20 x 1 19/32" across flats |
| 1 | B7TZ 4141-A | Carrier & Cap assy. (differential)- with 10 drilled holes-1975 | 4 | C1TT 4326-B | Washer (differential carrier cap bolt)-21/32" I.D. x 1 1/16" O.D.- 3/32" thick |
| 1 | 358048-S(PP-43) | Plug (filler)-3/4"-14 | 8 | D7HZ 4326-A | Washer (differential case bolt)- 17/32" I.D. x 7/8" O.D. x 3/32" thick- use with 4141 carrier # 5200-D-394- also serviced in Kit-group 4216 |
| | 4143 | Lock (diff. brg. adjusters) | | 4507 | Gasket (driving pinion grease retainer support) |
| 2 | C2TZ 4143-A | 2 9/32" long-1/4" shank-use w/ untapped carrier | 1 | B6T 4507-A | Use with 4141 carrier- # 5200-K-531 |
| 2 | TDAA 4143-A | L shaped | 1 | 8TH 4507 | Use with 4141 carrier- # 5200-D-394 |
| 2 | 353408-S(BB-329) | Bolt (lock)-5/16"-18 x 7/16" | | 4537 | Spacer (driving pinion bearing) |
| 4 | CITZ 4A146-A | Bolt (carrier to housing)-7/16"-14 x 1 1/2" | AR | TDAA 4537-AT | .172" thick |
| | 4200 | Differential assy.-refer to group in Section 40 | AR | TDAA 4537-AX | .176" thick |
| 1 | B6T 4204-A | Case assy. (differential) | AR | TDAA 4537-AZ | .183" thick |
| | 4209 | Ring gear & pinion kit | AR | TDAA 4537-BA | .189" thick |
| 1 | ★D3HZ 4209-B | 4.63 ratio - r/b D3HZ 4209-A - NOTE 1 | AR | TDAA 4537-BB | .195" thick |
| 1 | D3HZ 4209-A | 4.88 ratio | AR | TDAA 4537-BD | .207" thick |
| 1 | D3HZ 4209-N | 5.29 ratio | | | |
| 1 | B6T 4209-F | 5.83 ratio | | | |
| 1 | B6T 4209-A | 6.20 ratio | | | |
| 1 | B6T 4209-B | 6.80 ratio | | | |
| 12 | 357007-S(SS-4) | Rivet (gear to case) - 1/2" x 1 1/2" | | | |
| 1 | 8TH 4211 | Shaft (pinion) -6 1/2" long | | | |
| 4 | C1TT 4215-B | Pinion (differential)-# 2233-A-105 | | | |

**1973/79
TRUCK SERIES 100/500**

| QTY. | PART NUMBER | DESCRIPTION | QTY. | PART NUMBER | DESCRIPTION |
|--|----------------|---|------|------------------|--|
| ROCKWELL (TIMKEN) D100 REAR AXLE SERVICE PARTS LIST NO. 81 — Cont'd | | | | | |
| FOR LOCKING DIFFERENTIAL ASSY — ORDER (ROCKWELL NO. B75-3235-Z-884) AS SPEC. ORDER ITEM OR ORDER THROUGH YOUR LOCAL DETROIT AUTOMOTIVE "NO SPIN" DISTRIBUTOR | | | | | |
| NOTE 1 — WHEN CHANGING GEAR SET FROM 4.63 RATIO TO 4.88 RATIO REMOVE AND USE APPROPRIATE SPEEDOMETER GEAR FOR 4.88 RATIO | | | | | |
| 1 | ★ B6T 4614 | Retainer Assy. (driving pinion) | 1 | 4630 | Cone and roller (driving pinion)—rear |
| | 4614-A | Sleeve & bearing cup—incl. cage, outer cup—BB 4616-A and inner cup—B9TT 4616-A—use with 4141 carrier—# 5200-K-531 | 1 | D2TZ 4630-A | # HM 903244—used when B6T 4614-A or D3TZ 4614-A retainers are used |
| 1 | D3TZ 4614-A | Retainer Assy.—incl. cage, outer cup—BB 4616-A and inner cup—B9TT 4616-A—use with 4141 carrier—# 5200-D-394 | 1 | B5D 4630-A | # HM 803146—also Serviced in Kit—group 4614 |
| 1 | ★ B6TZ 4614-A | Retainer & bearing kit (driving pinion)—used to Service B6T 4614-A retainer Consists of 1-BB 4616-A Cup (outer) 1-B6D 4614-A Cup (inner) 1-TDAA 4621-A Cone & roller (front) 1-B5D 4630-A Cone & roller (rear) 1-A-3226-V-672 Cage Assy. 32-2203-S-6935 Shim .308" thick thru thru 2203-Z-6968 .339" thick | 1 | 2Q 4637-A | Washer (driving pinion)—1 1/32" I.D. |
| | | | | 4662 | Shim (driving pinion bearing sleeve) 4 1/2" I.D. x 6" O.D. |
| | | | AR | TDAA 4662-A | .003" thick |
| | | | AR | TDAA 4662-B | .005" thick |
| | | | AR | D3HZ 4662-A | .003" thick |
| | | | AR | D3HZ 4662-B | .005" thick |
| | | | AR | D3HZ 4662-C | .010" thick |
| | | | 1 | D3TZ 4668-A | Lock ring (driving pinion rear brg.)—57/64" I.D. x 1/16" thick |
| | | | | 4674 | Retainer and seal Assy. (driving pinion bearing) |
| | | | 1 | TDAA 4674-A | Use with 4141 carrier—# 5200-K-531 |
| | | | 1 | D3TZ 4674-A | Use with 4141 carrier—# 5200-D-394 |
| 8 | 20428-S8(B-82) | Bolt (sleeve to carrier)—3/8"-16 x 1 1/4" | 1 | TCAA 4676-A | Seal (driving pinion grease) |
| | 4616 | Cup (driving pinion bearing) | 1 | 4851 | Flange Assy. (U joint)—axle end |
| 1 | BB 4616-A | Outer—# 44348 | 1 | B7T 4851-B | 055, 1410 size—# E2241 |
| 1 | B9TT 4616-A | Inner—# 903210 — 1973/74 | 1 | TDAA 4851-A | 1350 size |
| 1 | B6D 4616-A | Inner—# HM 803110-1973/74 | 1 | 351165-S8(MM-85) | Nut—castle-1"-20 |
| 1 | B9TZ 4616-A | Inner — # HM 903216 — 1975 | 1 | 72089-S(N55) | Cotter pin — 1/8" x 1 3/4" |
| 1 | TDAA 4621-A | Cone and roller (driving pinion)—front—# 44143 | | 4859 | Deflector (driving pinion oil seal) |
| 1 | C3TZ 4625-B | Bearing (driving pinion pilot)—# MU 1305 TDM, # MRY 1305 EM | 1 | C1TT 4859-A | Use with 4141 carrier—# 5200-K-531 |
| 1 | B5TZ 4627-A | Ring (driving pinion pilot bearing) | 1 | D3HZ 4859-A | Use with 4141 carrier—# 5200-D-394 |
| | | | 1 | D5TZ 4982-A | Bolt & nut kit (driving gear) Consists of 12-15X-1324 Bolt 12-NL-28-1 Nut 12-1229-C-1511 Washer |

FORD WDM (NON-LOCKING) REAR AXLE SERVICE PARTS LIST NO. 88
NOTE 1 — TO OBTAIN CORRECT PART FOR ALL 1979 VEHICLES, YOU MUST MEASURE THE BRAKE BACKING PLATE BOLT TO SEE IF VEHICLE HAS 1/2" OR 3/8" BOLTS AND ORDER PART THAT IS RESTRICTED WITH THE CORRECT BOLT SIZE DIAMETER

| | | | |
|------|---|------|---|
| 1001 | Gasket (rear wheel backing plate) refer to group 1001 in Section 10 | 4010 | Housing Assy. |
| 1177 | Seal Assy. (rear wheel brg. oil)—refer to group 1177 in Section 11 | 1 | D4TZ 4010-B |
| 1180 | Retainer (rear wheel brg. inner)—refer to group 1180 in Section 11 | 1 | D4TZ 4010-E |
| 1225 | Bearing (rear wheel)—refer to group 1225 in Section 11 | | |
| | | 1 | D8TZ 4010-A |
| | | | 3/8" Brake backing plate bolt—NOTE 1-1979—Use with ball bearing or timken—tapered roller bearing—use—with WDM—CF,CG,CK,CM, & CN— "Before Ser. ECO,001" |

1973/79
TRUCK SERIES 100/500

| QTY. | PART NUMBER | DESCRIPTION | QTY. | PART NUMBER | DESCRIPTION |
|--|--------------------|--|--------|------------------|--|
| FORD WDM (NON-LOCKING) REAR AXLE SERVICE PARTS LIST NO. 88 — Cont'd | | | | | |
| Note 1- TO OBTAIN CORRECT PART FOR ALL 1979 VEHICLES, YOU MUST MEASURE THE BRAKE BACKING PLATE BOLT TO SEE IF VEHICLE HAS 1/2" OR 3/8" BOLTS AND ORDER PART THAT IS RESTRICTED WITH THE CORRECT BOLT SIZE DIAMETER | | | | | |
| 1 | D9TZ | 4010 Housing Assy. — Cont'd 4010-F Use with ball bearing or timken-tapered roller bearing—use— with WDM—CF,CG,CK,CM & CN— "From Ser. EC0,001" | 1 | C7AZ | 4209 Ring gear & pinion kit |
| 1 | D4TZ | 4010-E 1/2" Brake backing plate bolt—NOTE 1-1979— Use with ball bearing or timken-tapered roller bearing—use— with WDM—CF,CG,CK,CM & CN | 1 | C0AZ | 4209-J 2.75 ratio |
| 1 | 87837-S(P-15) | 4020 Plug (drain)—3/8" | 1 | C0AZ | 4209-E 3.00 ratio |
| | | 4020 Retainer (wheel bearing) | 1 | B8AZ | 4209-C 3.25 ratio |
| 2 | C6AZ | 4020-A 1/2" Brake backing plate Use with WDM— "Before Ser. Q80,001" | 1 | C90Z | 4209-A 3.50 ratio |
| 2 | D3AZ | 4020-A Use with WDM—AB1, AG1, AG2, AH, AH2, AJ, AJ1, AK, AK2 & BT— "From Ser. Q80,001"—1973 | 1 | B7AZ | 4209-M 3.70 ratio |
| 2 | D3TZ | 4020-A Use with WDM—AM & AN—1973 | 1 | B7AZ | 4209-K 4.11 ratio |
| 2 | D4AZ | 4020-A Use with WDM—AM, AN, AU, AV, AY, BA, & BB— "Before Ser. S60,001" 1974 | 1 | D3SZ | 4211-A Shaft (pinion)—4 pinion—short shaft kit Consists of 2- D3SW 4419-A Shaft 1- D50Z 4420-A Seat 3- 305105-S Pin |
| 2 | D4AZ | 4020-B Use with WDM—AE, AE2, AM, AM2, AN, AN2, AU, AU2, AV, AV2, AY, AY2, AZ, AZ2, BA, BA2, BB, BC, BC2, BD, BE, BJ, BJ2, BR, BU2, BV2, BY2, BZ, CA & CB "From Ser. S60,001"—1974/78 | 1 | B7AZ | 4211-A Shaft (pinion)—2 & 4 pinion—long shaft Consists of 1-C9AW 4211-A Shaft 1- 305105-S Pin |
| 2 | D8AZ | 4020-A 3/8" Brake backing plate bolt—NOTE 1-1979— Use with WDM—CF,CG,CK & CN | 1 | ★305105-S | Pin—1/4" x 3/8"—serviced only in kit—group 4211 |
| 2 | D8AZ | 4020-B Use with WDM—CM | 1 or 2 | C9AZ | 4215-A Pinion kit— Consists of 2- D8AW 4215-AA Pinion 2- D0AZ 4230-A Washer |
| 2 | D4AZ | 4020-B 1/2" Brake backing plate bolt—NOTE 1-1979— Use with WDM—CF,CG,CK,CM & CN | 10 | D80Z | 4216-B Bolt (diff. case)—self-locking—7/16"—20 x 15/16" |
| 1 | D10Z | 4022-A Vent (hsg.)—7/16"—20 x 2 1/8" long | 10 | 356214-S(XX-162) | Washer (diff. case bolt)—flat—7/16" |
| 1 | D5AZ | 4035-A Gasket (differential carrier) | 2 | C9AZ | 4221-A Cone & roller (diff. bearing)— # LM102949-1 25/32" I.D.—also serviced in group 4204 |
| 2 | B7AZ | 4067-A Adjuster (differential brg.)—nut— 2 31/32"—16—incl. 4143 lock | 2 | C9AZ | 4222-A Cup (diff. bearing)—# LM102910— 2 57/64" O.D.—also serviced in group 4204 |
| | | 4141 Carrier assy. (differential) | 2 | C90Z | 4228-A Washer (differential side gear thrust)—1 25/32" I.D. x 2 27/32" O.D.—also serviced in groups 4204 and 4236 |
| 1 | D00Z | 4141-B 1973/76—Daytona axles— # H | 2 or 4 | D0AZ | 4230-A Washer diff. (pinion thrust)— 3/4" I. D. x 1 1/2" O. D.—also serviced in kit—group 4215 |
| 1 | D7AZ | 4141-A 1973/—Non-Daytona axles—2.75 thru 3.70 ratio | | | 4234 Shaft assy. |
| 1 | D7TZ | 4141-A 1973/—Non-Daytona axles—4.11 ratio | | | 1/2" Brake backing plate |
| 4 | 46108-S(B-271-D) | Bolt (cap to carrier)— 1/2"—13 x 2 1/8" self locking | 2 | D3TZ | 4234-L Use with WDM—AB1, AG1, AH,AJ,AK & AJ1— "Before Ser. A50,001"—1973/76 |
| 1 | 87675-S(P-17) | Plug filler—1/2"—14 | 2 | D6TZ | 4234-D Use with WDM—AG2, AH2, AK2 & BT "From Ser. A50,001"—1976/78 |
| 10 | 34445-S(M-80) | Nut (carrier to hsg. stud)—3/8"—24 | 2 | D3TZ | 4234-P Use with WDM—AM & AN—1973 |
| 10 | 373820-S(XX-155-A) | Washer (carrier to housing)—copper— 3/8" flat | 2 | D4TZ | 4234-B Use with WDM—AE, AM, AM2,AN,AN2, AU, AV, AY, AZ, BA, BB, BC, BD & BE— "Before Ser. A50,001"—1974/76 |
| 2 | C6AZ | 4143-B Lock (differential bearing adjuster) | 2 | D6TZ | 4234-A Use with WDM—AE2, AM2, AN2, AU2, AV2, AY2, AZ2, BA2, BC2, BJ, BJ2, BR, BU2, BV2, BY2, BZ, CA, CB & CD "From Ser. A50,001"—1976/78 |
| 2 | 350211-S(BB-413) | Bolt (lock)—hex. head—self locking— 5/16"—18 x 7/16" | | | |
| | | 4200 Differential assy.—refer to group in Section 40 | | | |
| | | 4204 Case assy. (differential) | | | |
| 1 | D00Z | 4204-D Includes 2-C9AZ 4221-A 2-C9AZ 4222-A 2-C90Z 4228-A | | | |

**1973/79
TRUCK SERIES 100/500**

| QTY. | PART NUMBER | DESCRIPTION | QTY. | PART NUMBER | DESCRIPTION |
|---|----------------|--|------|---------------|---|
| <p align="center">FORD WDM (NON-LOCKING) REAR AXLE SERVICE PARTS LIST NO. 88 — Cont'd</p> <p>Note 1- TO OBTAIN CORRECT PART FOR ALL 1979 VEHICLES, YOU MUST MEASURE THE BRAKE BACKING PLATE BOLT TO SEE IF VEHICLE HAS 1/2" OR 3/8" BOLTS AND ORDER PART THAT IS RESTRICTED WITH THE CORRECT BOLT SIZE DIAMETER</p> | | | | | |
| | 4234 | Shaft assy. — Cont'd | 1 | B7AZ 4627-A | Retainer (driving pinion pilot brg.) |
| 2 | D8TZ 4234-D | 3/8" Brake backing plate bolt-NOTE 1-1979- Use with WDM-CF,CG,CK,CM & CN | 1 | 4662 | Spacer (driving pinion brg.) |
| 2 | D6TZ 4234-A | 1/2" Brake backing plate bolt-NOTE 1-1979- Use with WDM-CF,CG,CK,CM & CN | 1 | B7A 4662-A | 1 5/16" I. D. x 15/32" long- collapsible-use with WDM (except AM, AM2, AN, AN2 & BJ2) |
| 2 | C80Z 4236-A | Gear (differential side) | AR | C4AZ 4662-A | .466" thick-use with WDM-AM, AM2, AN & AN2 |
| | 4347 | Bolt (carrier to housing) | AR | C4AZ 4662-B | .468" thick-use with WDM-AM, AM2, AN & AN2 |
| 10 | C1AZ 4347-A | 3/8"-24 x 1 11/16"- "Before Ser. BE0,001"-1973/78 | AR | C4AZ 4662-C | .470" thick-use with WDM-AM, AM2, AN & AN2 |
| 10 | D8AZ 4347-A | 3/8"-24 x 1 9/16"- "From Ser. BE0,001"-1978 | AR | C4AZ 4662-D | .472" thick-use with WDM-AM, AM2, AN & AN2 |
| 10 | D9AZ 4347-B | 3/8"-24 x 1 9/16"-1979 | AR | C4AZ 4662-E | .474" thick-use with WDM-AM, AM2, AN & AN2 |
| 1 | D50Z 4420-A | Seat (Differential Pinion) — Also Serviced in Kit Group 4211 | AR | C4AZ 4662-F | .476" thick-use with WDM-AM, AM2, AN & AN2 |
| 1 | D2SZ 4614-A | 4614 Retainer & brg. cup (driving pinion) Use with WDM (except AM, AM2, AN & AN2), WEW-1973/ | AR | C4AZ 4662-L | .477" thick-use with WDM-AM, AM2, AN & AN2 |
| 1 | C3AZ 4614-B | Use with WDM-AM & AN-1973/74 | AR | C4AZ 4662-G | .478" thick-use with WDM-AM, AM2, AN & AN2 |
| 1 | D20Z 4614-A | Use with WDM-AM, AM2, AN & AN2-1975/77 | AR | C4AZ 4662-M | .479" thick-use with WDM-AM, AM2, AN & AN2 |
| 5 | 42999-S(B-253) | Bolt (retainer to carrier)-self locking-3/8"-16 x 1 1/8" | AR | C4AZ 4662-H | .480" thick-use with WDM-AM, AM2, AN & AN2 |
| 2 | B7A 4616-A | 4616 Cup (driving pinion brg.) Front & rear-use with WDM (except AM & AN)- # M88010 | AR | C4AZ 4662-N | .481" thick-use with WDM-AM, AM2, AN & AN2 |
| 1 | B7A 4616-A | Front-use with WDM-AM, AM2, AN & AN2- # M88010 | AR | C4AZ 4662-J | .482" thick-use with WDM-AM, AM2, AN & AN2 |
| 1 | B5A 4616-B | Rear-use with WDM-AM & AN- # HM88510-1973/74 | AR | C4AZ 4662-P | .483" thick-use with WDM-AM, AM2, AN & AN2 |
| 1 | TBAA 4616-A | Rear-use with WDM-AM, AM2, AN & AN2- # HM89410-1975/76 | AR | C4AZ 4662-K | .484" thick-use with WDM-AM, AM2, AN & AN2 |
| 2 | B7A 4621-A | 4621 Cone & roller (driving pinion) Front & rear-use with WDM (except AM, AM2, AN & AN2)- # M88048 | AR | C4AZ 4662-R | .485" thick-use with WDM-AM, AM2, AN & AN2 |
| 1 | B7A 4621-A | Front-use with WDM-AM AM2, AN, & AN2- # M88048 | AR | C6AZ 4662-A | .486" thick use with WDM-BJ2 |
| 1 | TBAA 4621-A | Rear-use with WDM-AM AM2, AN, & AN2- # HM89443 | 1 | B7A 4669-A | "0" ring (driving pinion brg. retainer)-4 3/4" I. D. |
| 1 | C2AZ 4625-B | Bearing (driving pinion pilot) | 1 | D5AZ 4670-A | Slinger (pinion shaft oil) |
| <p align="center">FORD WDM, WEW (NON-LOCKING) REAR AXLE SERVICE PARTS LIST NO. 91</p> <p>NOTE 1 - TO OBTAIN CORRECT PART FOR ALL 1979 VEHICLES, YOU MUST MEASURE THE BRAKE BACKING PLATE BOLT TO SEE IF VEHICLE HAS 1/2" OR 3/8" BOLTS AND ORDER PART THAT IS RESTRICTED WITH THE CORRECT BOLT SIZE DIAMETER</p> | | | | | |
| | 1001 | Gasket (rear wheel backing plate)- Refer to group 1001 in Section 10 | | 4851 | Flange assy. (universal joint)-axle end |
| | 1177 | Seal assy. (rear wheel brg. oil)- Refer to group 1177 in Section 11 | 1 | D4TZ 4851-D | 1310 size-use with WDM-AE, AE2, AE5, AG1, AG2, AH, AH2, AK, AK2, AU, AU2, AV, AV2, AY, AY2, AY5, AZ, AZ2, BA, BA2, BC, BC2, BC5, BE, BJ, BJ2, BJ5, BT, BU2, BU5, BV5, CB & CC |
| | 1180 | Retainer (rear wheel brg. inner)- Refer to group 1180 in Section 11 | 1 | D4TZ 4851-B | 1310 size-use with WDM-AM2, AN2 |
| | 1225 | Bearing (rear wheel)-refer to group 1225 in Section 11 | 1 | D4TZ 4851-C | 1330 size - 1973/75 |
| 1 | D4UZ 4010-A | 4010 Housing assy. Use with WEW-3/8" dia. bolt holes | 1 | D6TZ 4851-A | 1330 size - 1976/78 |
| 1 | ★D4UZ 4010-B | Use with WEW-1/2" dia. bolt holes | 1 | D9TZ 4851-A | 1330 size - 1979 |
| 1 | D4TZ 4010-B | Use with WDM-w/straight roller bearing-1973/74 | 1 | 4859 | Deflector (driving pinion oil seal) |
| 1 | D4TZ 4010-E | Use with WDM-w/ball bearing or timken tapered roller bearing-1973/78 | 1 | D2AZ 4859-A | 1973/74 |
| | | | 1 | D2SZ 4859-A | 1975/ |
| | | | 1 | 87837-S(P-15) | Plug (drain)-3/8" |

1973/79
TRUCK SERIES 100/500

| QTY. | PART NUMBER | DESCRIPTION | QTY. | PART NUMBER | DESCRIPTION |
|--|--------------------|--|--------|------------------|---|
| FORD WDM, WEW (NON-LOCKING) REAR AXLE SERVICE PARTS LIST NO. 91 — Cont'd | | | | | |
| Note 1- TO OBTAIN CORRECT PART FOR ALL 1979 VEHICLES, YOU MUST MEASURE THE BRAKE BACKING PLATE BOLT TO SEE IF VEHICLE HAS 1/2" OR 3/8" BOLTS AND ORDER PART THAT IS RESTRICTED WITH THE CORRECT BOLT SIZE DIAMETER | | | | | |
| 2 | C6AZ 4020 | Retainer (wheel bearing) | 1 | D3SZ 4211 | Shaft (pinion) |
| 2 | D3AZ 4020-A | Use with WEW- "Before Ser. Q80,001"-1973 | 1 | D3SZ 4211-A | Shaft (pinion)-4 pinion-short shaft kit Consists of 2-D3SW 4419-A Shaft 1-D50Z 4420-A Seat 3-305105-S Pin |
| 2 | D40Z 4020-B | Use with WEW-3/8" brake backing plate-1974 | 1 | B7AZ 4211-A | 2 & 4 pinion-long shaft Consists of 1- C9AW 4211-A Shaft 1- 305105-S Pin |
| 2 | D4AZ 4020-B | Use with WEW-1/2" brake backing plate-1974 | 1 | ★305105-S | Pin-1/4" x 3/8"-serviced only in kit-group 4211 |
| 2 | C6AZ 4020-A | Use with WDM- "Before Ser. Q80,001"-1973 | 1 | C9AZ 4215-A | Pinion kit- Consists of 2- D8AW 4215-AA Pinion 2- DOAZ 4230-A Washer |
| 2 | D3AZ 4020-A | Use with WDM-T,T2,U,AB,AC, AF,AG,AG3,AG4,AL,BF,BF2 & BM4- 1/2" brake backing plate- "From Ser. Q80,001"-1973/77 | 1 or 2 | D80Z 4216-B | Bolt (diff. case)-self-locking-7/16"-20 x 15/16" |
| 2 | D4AZ 4020-A | Use with WDM-AR,AS & AT-1974 | 10 | 356214-S(XX-162) | Washer (diff. case bolt)-flat-7/16" |
| 2 | D4AZ 4020-B | Use with WDM-C,AR,AS,AT,BG, BG2, BU4, BV4 & CC4 - 1/2" brake- backing plate-1975/78 | 2 | C9AZ 4221-A | Cone & roller (diff. bearing)- # LM102949-1 25/32" I. D.-also serviced in group 4204 |
| 2 | D8AZ 4020-A | 3/8" Brake backing plate bolt-NOTE 1-1979- Use with WDM-CJ | 2 | C9AZ 4222-A | Cup (diff. bearing)- # LM102910- 2 57/64" O. D.-also serviced in group 4204 |
| 2 | D8AZ 4020-B | Use with WDM-CL | 2 | C90Z 4228-A | Washer (differential side gear thrust)- 1 25/32" I. D. x 2 27/32" O. D.-also serviced in groups 4204 and 4236 |
| 2 | D4AZ 4020-B | 1/2" Brake backing plate bolt-NOTE 1-1979- Use with WDM-CJ & CL | 2 or 4 | DOAZ 4230-A | Washer diff. (pinion thrust)3/4" I. D. x 1 1/2" O. D.-also serviced in kit- group 4215 |
| 1 | D10Z 4022-A | Vent (hsg.)-7/16"-20 x 2 1/8" long | 2 | 4234 | Shaft assy. |
| 1 | D5AZ 4035-A | Gasket(differential carrier) | 2 | D3TZ 4234-K | Use with WDM-T, U, AB, AC, AF, AG, AL & BF- "Before Ser. A50,001"-1973/76 |
| 2 | B7AZ 4067-A | Adjuster (differential brg.)-nut- 2 31/32"-16-incl. 4143 lock | 2 | D6TZ 4234-B | Use with WDM-T2, AG3, AG4, BF2 & BM4-1/2" dia. bolt holes-"From Ser. A50,001"-1976/78 |
| 1 | 4141 | Carrier assy. (differential) | 2 | D4TZ 4234-D | Use with WDM-AR, AS, AT & BG- "Before Ser. A50,001"-1973/76 |
| 1 | D7AZ 4141-A | 1973/-2.75 thru 3.70 ratio | 2 | D6TZ 4234-C | Use with -WDM-C, BG2, BU4, BV4 & CC4-1/2" dia. bolt holes-"From Ser. A50,001"-1976/78 |
| 1 | D7TZ 4141-A | 1973/-4.11 ratio | 2 | D8TZ 4234-E | 3/8" Brake backing plate bolt-NOTE 1-1979- Use with WDM-CJ & CL |
| 4 | 46108-S(B-271-D) | Bolt (cap to carrier)- 1/2"-13 x 2 1/8" self locking | 2 | D6TZ 4234-C | 1/2" Brake backing plate bolt-NOTE 1-1979- Use with WDM-CJ & CL |
| 1 | 87675-S(P-17) | Plug filler-1/2"-14 | 1 | D3UZ 4234-C | 28 splines-R.H.-use with WEW-1973 |
| 10 | 34445-S(M-80) | Nut (carrier to hsg. stud)-3/8"-24 | 1 | D3UZ 4234-D | 28 splines-L. H.-use with WEW-1973 |
| 10 | 373820-S(XX-155-A) | Washer (carrier to housing)-copper- 3/8" flat | 1 | D4UZ 4234-A | 28 splines-R. H.-use with WEW- 3/8" dia. bolt holes-1974 |
| 2 | C6AZ 4143-B | Lock (differential bearing adjuster) | 1 | D4UZ 4234-E | 28 splines-R. H.-use with WEW- 1/2" dia. bolt holes-1974 |
| 2 | 350211-S(BB-413) | Bolt (lock)-hex. head-self locking- 5/16"-18 x 7/16" | 1 | D4UZ 4234-B | 28 splines-L. H.-use with WEW- 3/8" dia. bolt holes-1974 |
| | 4200 | Differential assy.-refer to group in Section 40 | 1 | D4UZ 4234-F | 28 splines-L. H.-use with WEW- 1/2" dia. bolt holes-1974 |
| | 4204 | Case assy. (differential) | | | |
| 1 | ★D2AZ 4204-A | 2 pinion-r/b D00Z 4204-D | | | |
| 1 | D00Z 4204-D | 4 pinion-incl. 2-C9AZ 4221-A, 2-C9AZ 4222-A and 2 C90Z 4228-A | | | |
| | 4209 | Ring gear & pinion kit | | | |
| 1 | C7AZ 4209-J | 2.75 Ratio | | | |
| 1 | C0AZ 4209-E | 3.00 ratio | | | |
| 1 | B8AZ 4209-C | 3.25 ratio | | | |
| 1 | C90Z 4209-A | 3.50 ratio | | | |
| 1 | B7AZ 4209-M | 3.70 ratio | | | |
| 1 | B7AZ 4209-K | 4.11 ratio | | | |

**1973/79
TRUCK SERIES 100/500**

| QTY. | PART NUMBER | DESCRIPTION | QTY. | PART NUMBER | DESCRIPTION |
|---|------------------|--|------|---------------------|--|
| <p>Note 1- FORD WDM, WEW (NON-LOCKING) REAR AXLE SERVICE PARTS LIST NO. 91 — Cont'd TO OBTAIN CORRECT PART FOR ALL 1979 VEHICLES, YOU MUST MEASURE THE BRAKE BACKING PLATE BOLT TO SEE IF VEHICLE HAS 1/2" OR 3/8" BOLTS AND ORDER PART THAT IS RESTRICTED WITH THE CORRECT BOLT SIZE DIAMETER</p> | | | | | |
| 1 | C9AZ 4236-B | Gear kit (diff. side) Consists of 2-C90Z 4228-A Washers 2-D8AW 4236-CA Gears | 1 | C2AZ 4625-B | Bearing (driving pinion pilot) |
| | 4347 | Bolt (carrier to housing) | 1 | B7AZ 4627-A | Retainer (driving pinion pilot brg.) |
| 10 | C1AZ 4347-A | 3/8"-24 x 1 11/16"- "Before Ser. BE0,001"-1973/78 | 1 | B7A 4662-A | Spacer (driving pinion brg.)-1 5/16" I.D. x 15/32" long-collapsible |
| 10 | D8AZ 4347-A | 3/8"-24 x 1 9/16"- "From Ser. BE0,001"-1978 | 1 | B7A 4669-A | "O" ring (driving pinion brg. retainer)-4 3/4" I. D. |
| 10 | D9AZ 4347-B | 3/8"-24 x 1 9/16"-1979 | 1 | D5AZ 4670-A | Slinger (pinion shaft oil) |
| 1 | D2SZ 4614-A | Retainer & brg. cup (driving pinion) | 1 | D4AZ 4676-A | Seal (driving pinion oil) |
| 5 | 42999-S(B-253) | Bolt (retainer to carrier)-self locking-3/8"-16 x 1 1/8" | 1 | 4851 | Flange assy. (universal joint)-axle end 1310 size |
| 2 | B7A 4616-A | Cup (driving pinion brg.)- #M88010- front & rear | 1 | D4TZ 4851-D | 1330 size - 1973/76 |
| 2 | B7A 4621-A | Cone & roller (driving pinion)-# M88048- front & rear | 1 | D4TZ 4851-C | 1330 size - 1977/78 |
| | | | 1 | D6TZ 4851-A | 1330 size - 1979 |
| | | | 1 | D9TZ 4851-A | 4859 Deflector (driving pinion oil seal) 1973/74 |
| | | | 1 | D2AZ 4859-A | 1975/ |
| | | | 1 | D2SZ 4859-A | 1975/ |
| <p>DANA (SPICER) 60, 60HD, 60.3E REAR AXLE SERVICE PARTS LIST NO. 93 (NON-LOCKING)</p> | | | | | |
| <p>Notes: ● Refer to Group 4A216 in Section 41 for contents of kit ◇ Also serviced in kit - Group 4A216</p> | | | | | |
| | 4010 | Housing assy. | 4 | ★39944-S | Lockwasher-external tooth-1/2" |
| 1 | C9TZ 4010-F | P350-# 26695X or 26697X | 1 | 358048-S(PP-43) | Plug (drain)-3/4"-14 |
| 1 | D4UZ 4010-C | E300-# 26696X or 28883X - use with D0UA-A,E,G D4UA 4005-CYA, CZA, DAA | | 4022 | Vent (housing) |
| 1 | D3UZ 4010-A | E300-# 28466X-use with D3UA-BBA, BDA | 1 | D10Z 4022-A | E250/300-7/16"-20 x 2 1/8"-1973/ |
| 1 | D3TZ 4010-A | F250 2/W/D-# 28084X-use with #D3TA-AAA, AFA, ATA, AVA, AYA, BAA, D4TA-AVB, BLA, BNA, D5TA-JLB,JSB,JYB,KCB,KEB,KLB, D6TA-ETB,EVB,FAB,FCB | 1 | D10Z 4022-A | F250,P350-7/16"-20 x 2 1/8"-1973/75- "Before Ser. W20,001" |
| 1 | ★D3TZ 4010-B | F250 2/W/D-# 28090X-use with #D3TA-VA, YA, ACA, AEA, AGA, AJA, D4TA-AB, BJA, BRA,D5TA-JKB, JNB,JT B,KBB,KGB,KKB, D6TA-KBA,KDA,KEA,KGA, D7TA-ATA r/b D8TZ 4010-G | 1 | D6UZ 4022-A | F250,P350-7/16"-20 x 1 29/32"-1975/- "From Ser. W20,001" |
| 1 | D3TZ 4010-D | F250 2/W/D-# 28106X-use with # D3TA-AA, BA, DA, FA, GA, JA, D4TS-AA, CA, DA,D5TS-AB, CB,DB,FB,HB,KB, D6TS-CA,EA,GA,JA, D7TS-BA | 1 | C0TT 4022-A | 1/8" pipe thread |
| 1 | D8TZ 4010-G | F250 2/W/D-# 70588X-use with #ED-D6TA-KBA, D8TA-HC,ADA,AEA, D9TA-BUB | 1 | 34793-S2(X-67-A) | Lockwasher (vent)-7/16"-3/4" O.D. x 7/64" thick-F250(Reg. Cab) |
| 1 | D9TZ 4010-B | F250 2/W/D-# 70761-X-use with #D9TA-AKA, ALA, BUC | 1 | 380079-S2(XX-173-C) | Washer Flat (vent)-7/16"- 15/32" I.D. x 15/16" O.D. x 3/32" thick- F250(Crew Cab) |
| 1 | D3TZ 4010-C | F250 4/W/D-# 28111X-use with #D3TA-MA, D4TA-GCA, D5TA-LDB,LFB, D6TA-GEB,GGB, D7TA-AFA, AGA | 1 | 4033 | Cover kit (axle housing) |
| 1 | D8TZ 4010-F | F250 4/W/D-# 70508-X or 70585-X- use with # D7TA-ACB, AEB, ED-D7TA-ACB, AEB, D8TA-RB, RC,TB, TC | 1 | ★C6TZ 4033-L | Solid rubber gasket-1973/77- "Before Ser. Y80,001" |
| 4 | 355765-S(BB-196) | Bolt (cap to carrier)-1/2"-13 x 2 1/8" | 1 | D7TZ 4033-B | r/b D7TZ 4033-B consists of 1-C6TZ 4033-G Cover 1-C5TZ 4036-B Gasket 10-C6TZ 4346-C Bolt Liquid silicone gasket-1977/- "From Ser. Y80,001" Use with axle #ED-D6TA-KBA, D7TA-ACB, AEB, D8TA-HC, RC, TC, ADA, AEA, D9TA-AKA, ALA, BUB, BUC Consists of 1-70510-X Cover 1-38615 3 oz. Silicone gasket 10-C6TZ 4346-C Bolt 1-FW 74-109 Instruction Sheet |

1973/79
TRUCK SERIES 100/500

| QTY. | PART NUMBER | DESCRIPTION | QTY. | PART NUMBER | DESCRIPTION |
|--|-------------------|--|------|-------------|---|
| DANA (SPICER) 60, 60HD, 60.3E REAR AXLE SERVICE PARTS LIST NO. 93 — Cont'd | | | | | |
| (NON-LOCKING) | | | | | |
| Notes: ● Refer to Group 4A216 in Section 41 for contents of kit ◊ Also serviced in kit — Group 4A216 | | | | | |
| 1 | 4033 | Cover kit (axle housing) — Cont'd | | 4067 | Differential & pinion shim kit— also serviced in kit—group 4209 |
| 1 | D7TZ 4033-C | Liquid Silicone gasket—1977/— "From Ser. Y80,001" Use with axle # ED-D7TA-ACB, AEB, D8TA-RB, TB consists of 1-20373-X Cover 1-38615 3 oz. Silicone gasket 10-C6TZ 4346-C Bolt 1-FW 74-109 Instruction Sheet | 1 | C4TZ 4067-F | Exc. axle # ED-D6TA-KBA, D7TA-ACB, AEB-, ED-D7TA-ACB, AEB- D8TA-HC, RB, RC, TB, TC, ADA, AEA, D9TA-AKA, ALA, BUB, BUC Consists of 1-C5TZ 4036-B Gasket 2-B5D 4067-A .003" Shim 2-B5D 4067-B .005" Shim 2-B5D 4067-C .010" Shim 2-B5D 4067-D .030" Shim 3-B5D 4109-A .003" Shim 3-B5D 4109-B .005" Shim 2-B5D 4109-C .010" Shim 2-B5D 4672-A .003" Shim 2-B5D 4672-B .005" Shim 2-B5D 4672-C .010" Shim 2-B5D 4672-D .030" Shim 1-354845-S Nut 1-372632-S Washer Use with axle # ED-D6TA-KBA, D7TA-ACB, AEB, ED-D7TA-ACB, AEB, D8TA-HC, RB, RC, TB, TC, ADA, AEA, D9TA-AKA, ALA, BUB, BUC Consists of 1-C5TZ 4036-B Gasket 2-B5D 4067-A .003" Shim 2-B5D 4067-B .005" Shim 2-B5D 4067-C .010" Shim 2-B5D 4067-D .030" Shim 3-B5D 4109-A .003" Shim 2-B5D 4109-B .005" Shim 2-B5D 4109-C .010" Shim 2-B5D 4672-A .003" Shim 2-B5D 4672-B .005" Shim 2-B5D 4672-C .010" Shim 2-B5D 4672-D .030" Shim 1-354845-S Nut 1-372632-S Washer 1-38615 3 oz. Silicone gasket 1-FW 74-109 Instruction Sheet |
| 10 | 34807-SB(X-66) | Lockwasher-3/8" | | | |
| 1 | 353051-S(PP-32) | Plug (filler)— steel — 3/4" | | | |
| 1 | 387058-S(PP-99-H) | Plug (filler)—rubber — 1 1/8" | | | |
| 1 | C5TZ 4036-B | Gasket (cover to housing)—also serviced in Kits—group 4033,4067,4215 | | | |
| | 4067 | Shim (differential bearing)— serviced in kit—group 4067 | | | |
| | 4067 | Bearing adjusting shim kit (diff.)— also serviced in kit—group 4204-5 | | | |
| 1 | C4TZ 4067-B | Exc. axle # ED-D6TA-KBA, D7TA-ACB, AEB-, ED-D7TA-ACB, AEB- D8TA-HC, RB, RC, TB, TC, ADA, AEA, D9TA-AKA, ALA, BUB, BUC Consists of 1-C5TZ 4036-B Gasket 2-B5D 4067-A .003" Shim 2-B5D 4067-B .005" Shim 2-B5D 4067-C .010" Shim 2-B5D 4067-D .030" Shim | 1 | D7TZ 4067-D | Use with axle # ED-D6TA-KBA, D7TA-ACB, AEB, ED-D7TA-ACB, AEB, D8TA-HC, RB, RC, TB, TC, ADA, AEA, D9TA-AKA, ALA, BUB, BUC Consists of 1-C5TZ 4036-B Gasket 2-B5D 4067-A .003" Shim 2-B5D 4067-B .005" Shim 2-B5D 4067-C .010" Shim 2-B5D 4067-D .030" Shim 3-B5D 4109-A .003" Shim 2-B5D 4109-B .005" Shim 2-B5D 4109-C .010" Shim 2-B5D 4672-A .003" Shim 2-B5D 4672-B .005" Shim 2-B5D 4672-C .010" Shim 2-B5D 4672-D .030" Shim 1-354845-S Nut 1-372632-S Washer 1-38615 3 oz. Silicone gasket 1-FW 74-109 Instruction Sheet |
| 1 | D7TZ 4067-C | Use with axle # ED-D6TA-KBA, D7TA-ACB, AEB, ED-D7TA-ACB, AEB, D8TA-HC, RB, RC, TB, TC, ADA, AEA, D9TA-AKA, ALA, BUB, BUC Consists of 1-C5TZ 4036-B Gasket 2-B5D 4067-A .003" Shim 2-B5D 4067-B .005" Shim 2-B5D 4067-C .010" Shim 2-B5D 4067-D .030" Shim 1-38615 3 oz. Silicone gasket 1-FW 74-109 Instruction Sheet | | | |
| | | | | 4109 | Shim (pinion bearing adjusting)— serviced in kit—group 4067 |
| | | | | 4200 | Differential assy.—refer to group in Section 40 |
| | | | | 4204-5 | Case assy. (differential)— serviced in kit—group 4204-5 |

**1973/79
TRUCK SERIES 100/500**

| QTY. | PART NUMBER | DESCRIPTION | QTY. | PART NUMBER | DESCRIPTION |
|--|--------------|---|------|-------------------|--|
| DANA (SPICER) 60, 60HD, 60.3E REAR AXLE SERVICE PARTS LIST NO. 93 — Cont'd (NON-LOCKING) | | | | | |
| Notes: ● Refer to Group 4A216 in Section 41 for contents of kit ◊ Also serviced in kit — Group 4A216 | | | | | |
| 1 | D7TZ 4204-C | Case kit (differential) 3.54 thru 4.10 ratio Consists of 1-D7TZ 4067-C Shim kit 1-C3TZ 4204-G Case 1-D1TZ 4241-A Pin 12-354846-S Bolt | 1 | D8TZ 4209-E | Ring gear and pinion kit — Cont'd 3.73 ratio—use with axle # ED-D6TA-KBA, D8TA-HC, D9TA-BUB, BUC consists of 1-D7TZ 4067-D Shim kit 1-C7TZ 4209-E Gear & pinion 1-B5D 4670-A Slinger (outer) 1-C6TZ 4670-D Slinger (inner) 1-C4TZ 4670-A Baffle 1-D0TZ 4676-A Seal 12-354846-S Bolt 1-706045-X Bearing kit (outer pinion) 1-706046-X Bearing kit (inner pinion) |
| 1 | B5D 4205-B | 4.56 ratio Consists of 1-C4TZ 4067-B Shim kit 1-B5D 4205-A Case assy. 1-D1TZ 4241-A Pin 12-354846-S Bolt | 1 | D7TZ 4209-F | 4.10 ratio Consists of 1-D7TZ 4067-D Shim kit 1-C6TZ 4209-F Gear & pinion 1-B5D 4670-A Slinger (outer) 1-C6TZ 4670-D Slinger (inner) 1-C4TZ 4670-A Baffle 1-D0TZ 4676-A Seal 12-354846-S Bolt 1-706045-X Bearing kit (outer pinion) 1-706046-X Bearing kit (inner pinion) |
| 1 | C6TZ 4209-AM | 4209 Ring gear and pinion set—serviced in kit—group 4209 3.54 ratio—exc. axle # D7TA-AEB, ED-D7TA-AEB, D8TA-TB, TC, ADA, D9TA-ALA Consists of 1-C4TZ 4067-F Shim kit 1-C6TZ 4209-E Gear & pinion 1-B5D 4670-A Slinger (outer) 1-C6TZ 4670-D Slinger (inner) 1-C4TZ 4670-A Baffle 1-D0TZ 4676-A Seal 12-354846-S Bolt 1-706045-X Bearing kit (outer pinion) 1-706046-X Bearing kit (inner pinion) | 1 | C7TZ 4209-S | 4.56 ratio Consists of 1-C4TZ 4067-F Shim kit 1-C7TZ 4209-D Gear & pinion 1-B5D 4670-A Slinger (outer) 1-C6TZ 4670-D Slinger (inner) 1-C4TZ 4670-A Baffle 1-D0TZ 4676-A Seal 12-354846-S Bolt 1-706045-X Bearing kit (outer pinion) 1-706046-X Bearing kit (inner pinion) |
| 1 | D7TZ 4209-E | 3.54 ratio—use with axle # D7TA-AEB, ED-D7TA-AEB, D8TA-TB, TC, ADA, D9TA-ALA Consists of 1-D7TZ 4067-D Shim kit 1-C6TZ 4209-E Gear & pinion 1-B5D 4670-A Slinger (outer) 1-C6TZ 4670-D Slinger (inner) 1-C4TZ 4670-A Baffle 1-D0TZ 4676-A Seal 12-354846-S Bolt 1-706045-X Bearing kit (outer pinion) 1-706046-X Bearing kit (inner pinion) | 12 | 354846-S2(BB-242) | Bolt (gear to case)—1/2"—20 x 1 3/32" —Also serviced in kits—group 4204-5,4209,4215 |
| 1 | C7TZ 4209-T | 3.73 ratio—exc. axle # ED-D6TA-KBA, D8TA-HC, D9TA-BUB, BUC Consists of 1-C4TZ 4067-F Shim kit 1-C7TZ 4209-E Gear & pinion 1-B5D 4670-A Slinger (outer) 1-C6TZ 4670-D Slinger (inner) 1-C4TZ 4670-A Baffle 1-D0TZ 4676-A Seal 12-354846-S Bolt 1-706045-X Bearing kit (outer pinion) 1-706046-X Bearing kit (inner pinion) | 1 | B5D 4211-A | Shaft (pinion)—5 13/16" long—also serviced in kit—group 4215 |
| | | | | 4215 | Pinion (differential)—serviced in kit—group 4215 |
| | | | 1 | D0TZ 4215-F | Differential Parts Kit F250,P350—axle—model 60— 16 spline side gear Consists of 1-C5TZ 4036-B Gasket 1-B5D 4211-A Shaft 2-D0TZ 4215-A Pinion 2-B5D 4228-A Washer (gear) 2-B5D 4230-A Washer (pinion) 2-D0TZ 4236-B Gear 1-D1TZ 4241-A Pin 12-354846-S Bolt |

1973/79
TRUCK SERIES 100/500

| QTY. | PART NUMBER | DESCRIPTION | QTY. | PART NUMBER | DESCRIPTION |
|--|----------------|--|------|---------------------|---|
| DANA (SPICER) 60, 60HD, 60.3E REAR AXLE SERVICE PARTS LIST NO. 93 — Cont'd (NON-LOCKING) | | | | | |
| Notes: ● Refer to Group 4A216 in Section 41 for contents of kit ◇ Also serviced in kit — Group 4A216 | | | | | |
| 1 | DOTZ 4215-B | 4215 Differential parts kit — Cont'd E300,F250—axle model 60HD— 35 spline side gear Consists of 1—C5TZ 4036—B Gasket 1—B5D 4211—A Shaft 2—D0TZ 4215—A Pinion 2—B5D 4228—A Washer (gear) 2—B5D 4230—A Washer (pinion) 1—D1TZ 4241—A Pin 2—35625 Gear 12—354846—S Bolt | 2 | 4234 D4TZ 4234—A | Shaft assy. — Cont'd F250—30 splines— "From Ser. W20,001"—1975/ |
| | | | 2 | D5TZ 4234—A | P350—30 splines |
| | | | | 4236 | Gear (differential side)— serviced in kit—group 4215 |
| | | | 1 | D1TZ 4241—A | Pin (diff. gear shaft lock)—7/32" O. D. x 1 7/8" long — also serviced in kits—group 4204—5, 4215 |
| | | | 10 | C6TZ 4346—C | Bolt (housing cover)—also serviced in kit—group 4033 |
| 1 | D7TZ 4215—C | E300,F250 — — axle model 60.3E,60HD 30 spline side gear Consists of 1—C5TZ 4036—B Gasket 1—B5D 4211—A Shaft 2—D0TZ 4215—A Pinion 2—B5D 4228—A Washer (gear) 2—B5D 4230—A Washer (pinion) 2—D0TZ 4236—A Gear 1—D1TZ 4241—A Pin 1—38615 3 oz. Silicone gasket 12—354846—S Bolt 1—FW 74—109 Instruction Sheet | 2 | 44727—S8(X—24) | Washer—flat—3/8" I. D. x 7/8" O. D. |
| | | | | 4616 | Cup (driving pinion bearing)—also serviced in kit—group 4209 |
| | | | 1 | ◇ B5A 4616—B | Front— # HM88510 |
| | | | 1 | ◇ B6D 4616—A | Rear— # HM803110 |
| | | | 1 | ◇ B5A 4621—B | Cone and roller (driving pinion)— front— # HM88542—also serviced in kit—group 4209 |
| | | | 1 | ◇ B5D 4630—A | Cone and roller (driving pinion)— rear— # HM803146—also serviced in kit—group 4209 |
| | | | | 4670 | Slinger (driving pinion shaft oil)— also serviced in kit—group 4209 |
| | | | 1 | B5D 4670—A | Outer— 1 1/4" I.D. x 2 27/32" O.D. x 1/32" thick |
| 1 | ★ D4HZ 4A216—D | Overhaul kit—r/b 9264—RA29 | 1 | C6TZ 4670—D | Inner—1 11/16" I.D. x 4 1/2" O.D x 1/32" thick |
| 2 | ◇ TCAA 1244—A | Cone and roller (differential bearing) # 387A | 1 | C4TZ 4670—A | Baffle (drive pinion oil)—also serviced in kit—group 4209 |
| 2 | ◇ B5D 4222—A | Cup (differential bearing)— # 382S | | 4672 | Shim (driving pinion front bearing)— serviced in kit—group 4067 |
| 2 | B5D 4228—A | Washer (differential side gear thrust) 2 9/64" I. D. x 3 1/4" O. D.—also serviced in kit—group 4215 | 1 | DOTZ 4676—A | Seal (driving pinion oil)—also serviced in kit—group 4209 3 5/32" O.D. — double lip |
| 2 | B5D 4230—A | Washer (differential pinion)— thrust—57/64" I. D. x 1 27/32" O. D.— also serviced in kit—group 4215 | | 4851 | Flange assy. (u./joint) |
| 1 | C9TZ 4234—A | 4234 Shaft assy. E300—R. H.—30 splines—use w/single rear wheels | 1 | DOTZ 4851—B | 1310 size |
| 1 | D3UZ 4234—E | E300—R. H.—30 splines—use w/dual rear wheels | 1 | DOTZ 4851—A | 1330 size — 1973/78 |
| 1 | C9TZ 4234—B | E300—L. H.—30 splines—use w/single rear wheels | 1 | D8TZ 4851—A | 1330 size — 1979 |
| 1 | D3UZ 4234—F | E300—L. H.—30 splines—use w/dual rear wheels | 1 | D4TZ 4851—A | 1350 size |
| 2 | D3TZ 4234—N | F250, P350—16 splines— "Before Ser. W20,001"—1973/75 | 1 | 354845—S8(MM—146) | Locknut (flange to pinion)—also serviced in kits—group 4067,4209—7/8"—14 |
| | | | 1 | 72071—S(N—54) | Cotter pin—1/8" x 1 1/2" |
| | | | 1 | 372632—S(XX—256) | Washer—(flange to pinion)—also serviced in kits—group 4067,4209— 7/8" I.D. x 1 5/8" O.D. |
| DANA (SPICER) 60, 60HD, 60.3E REAR AXLE SERVICE PARTS LIST NO. 94 (LOCKING) | | | | | |
| Notes: ● Refer to Group 4A216 in Section 41 for contents of kit ◇ Also serviced in kit — Group 4A216 | | | | | |
| 1 | D4UZ 4010—C | 4010 Housing assy. E300— # 26696X or 28883X — use with # D4UA—DBA, DCA | 1 | ★ D3TZ 4010—B | Housing assy. — Cont'd F250 2/W/D— # 28090X—use with # D3TA— ZA, ADA, AHA, D4TA—BGA, BKA,D5TA—JRB,JUB,KAB,KJB, D6TA—KCA, KFA, KHA, D7TA—ARA— r/b D8TZ 4010—G |
| 1 | D3UZ 4010—A | E300 # 28466X—use with # D3UA—BEA,BFA | | | |
| 1 | D3TZ 4010—A | F250 2/W/D— # 28084X—use with # D3TA—ABA, AUA, AZA, D4TA—BHA, BMA,D5TA—JMB,JVB,JZB, D6TA—EUB,EYB,FBB | 1 | D3TZ 4010—D | F250 2/W/D— # 28106X—use with # D3TA—CA, EA, HA, D4TS—BA, EA, D5TS—BB—EB—GB—JB, D6TS—DA,FA,HA, D7TS—AA |

**1973/79
TRUCK SERIES 100/500**

| QTY. | PART NUMBER | DESCRIPTION | QTY. | PART NUMBER | DESCRIPTION |
|--|---------------------|--|------|-------------------|---|
| DANA (SPICER) 60, 60HD, 60.3E REAR AXLE SERVICE PARTS LIST NO. 94 — Cont'd (LOCKING) | | | | | |
| Notes: ● Refer to Group 4A216 in Section 41 for contents of kit ◊ Also serviced in kit — Group 4A216 | | | | | |
| 1 | D8TZ 4010-G | 4010 Housing assy. — Cont'd F250 2/W/D— # 70588X—use with # ED-D6TA-KCA, KFA, D8TA-JC,KC,ACA, D9TA-BSA, BTB | 1 | D1TZ 4026-D | 4026 Case assy. kit (diff.)—traction-lok — Cont'd Use with # D3TA-CA,EA,HA,NA,ZA,ABA,ADA, AHA,AUA,AZA,D4TA-BGA,BHA,BKA,BMA, GDA,D4TS-BA,EA,D5TS-BB,EB,GB,D6TS-DA,HA Consists of 1-D1TZ 4026-B Case assy. 12-354846-S Bolt 1-C4TZ 4067-B Shim kit 1-706047-X Bearing kit |
| 1 | D9TZ 4010-B | F250 2/W/D— # 70761-X—Use with # D9TA-AMA, BSB, BTC | 1 | ★ C6TZ 4033-L | 4033 Cover kit (axle housing) 4033-L Solid rubber gasket—1973/77— "Before Ser. Y80,001" r/b D7TZ 4033-B consists of 1-C6TZ 4033-G Cover 1-C5TZ 4036-B Gasket 10-C6TZ 4346-C Bolt Liquid Silicone gasket—1977/- "From Ser. Y80,001" |
| 1 | D3TZ 4010-C | F250 4/W/D— # 28111X—use with # D3TA-NA, D4TA-GDA, D5TA-LEB,LGB, D6TA-GFB,GHB | 1 | D7TZ 4033-B | Use with axle # ED-D6TA-KCA,KFA, D7TA-ADB, D8TA-JC, KC, SC, ACA, D9TA-AMA,BNB,BSA, BSB, BTB, BTC Consists of 1-70510-X Cover 1-38615 3 oz. Silicone gasket 10-C6TZ 4346-C Bolt 1-FW 74-109 Instruction Sheet Liquid Silicone gasket—1977/- "From Ser. Y80,001" |
| 1 | D8TZ 4010-F | F250 4/W/D— # 70508X or 70585X— use with # D7TA-ADB, ED-D7TA-ADB, D8TA-SB, SC, D9TA-BNB | 1 | D7TZ 4033-C | Use with axle # ED-D7TA-ADB, D8TA-SB consists of 1-20373-X Cover 1-38615 3 oz. silicone gasket 10-C6TZ 4346-C Bolt 1-FW 74-109 Instruction Sheet |
| 4 | 355765-S(BB-196) | Bolt (cap to carrier)—1/2"—13 x 2 1/8" | 10 | 34807-S8(X-66) | Lockwasher—3/8" |
| 4 | ★ 34944-S | Lockwasher—1/2" external tooth | 1 | 353051-S(PP-32) | Plug (filler)—steel—3/4" |
| 1 | 358048-S(PP-43) | Plug (drain)—3/4"—14 | 1 | 387058-S(PP-99-H) | Plug (filler)—rubber—1 1/8" |
| 1 | D10Z 4022-A | 4022 Vent (housing) E250/300 — 7/16" — 20 x 2 1/2"—1973/ F250,P350-7/16"—20 x 2 1/8"—1973/75— "Before Ser. W20,001" | 1 | C5TZ 4036-B | 4036 Gasket (cover to housing)—also serviced in kits—group 4033,4067,4215 4067 Shim (differential bearing)—serviced in kit—group 4067 |
| 1 | D10Z 4022-A | F250,P350-7/16"—20 x 2 1/8"—1973/75— "Before Ser. W20,001" | | | |
| 1 | D6UZ 4022-A | F250,P350-7/16"—20 x 1 29/32"—1975/- "From Ser. W20,001" | | | |
| 1 | C0TT 4022-A | 1/8" pipe thread | | | |
| 1 | 34793-S2(X-67-A) | Lockwasher (vent)—7/16"—3/4" O.D. x 7/64" thick—F250(Reg. Cab) | | | |
| 1 | 380079-S2(XX-173-C) | Washer Flat (vent)—7/16"—15/32" I.D. x 15/16" O.D. x 3/32" thick— F250(Crew Cab) | | | |
| 1 | ★ D1UZ 4026-A | 4026 Differential assy. (traction-lok)—also serviced in kit—group 4026 # 27168-X—r/b D1UZ 4026-E | | | |
| 1 | ★ D1TZ 4026-B | # 27168-2X—r/b D1TZ 4026-D | | | |
| 1 | D1UZ 4026-E | 4026 Case assy. kit (diff.)—traction-lok Use with # D3UA-BEA,BFA,D4UA-DBA,DCA, D5TA-JMB,JRB,JUB,JVB,JZB,KAB,KJB,LEB,LGB, D5TS-JB,D6TA-EUB,EYB,FBB,GFB,GHB,KCA, KFA,KHA, ED-D6TA-KCA, KFA, D6TS-FA, D7TA-ADB, ARA, ED-D7TA-ADB, D8TA-JC, KC, SB, SC, ACA, D9TA-AMA, BNB, BSA, BSB, BTB, BTC Consists of 1-D1UZ 4026-A Case assy. 12-354846-S Bolt 1-C4TZ 4067-B Shim kit 1-706047-X Bearing kit | | | |

1973/79
TRUCK SERIES 100/500

| QTY. | PART NUMBER | DESCRIPTION | QTY. | PART NUMBER | DESCRIPTION |
|--|-------------|---|------|-------------|---|
| DANA (SPICER) 60, 60HD, 60.3E REAR AXLE SERVICE PARTS LIST NO. 94 — Cont'd | | | | | |
| (LOCKING) | | | | | |
| Notes: ● Refer to Group 4A216 in Section 41 for contents of kit ◊ Also serviced in kit — Group 4A216 | | | | | |
| 1 | C4TZ 4067-B | 4067 Bearing adjusting shim kit (diff.)— Also serviced in kits—group 4026,4204 Exc. axle # ED—D6TA—KCA,KFA, D7TA—ADB, ED—D7TA—ADB, D8TA—JC,KC,SB,SC,ACA,D9TA—AMA, BNB, BSA, BSB, BTB, BTC Consists of 1—C5TZ 4036—B Gasket 2—B5D 4067—A .003" Shim 2—B5D 4067—B .005" Shim 2—B5D 4067—C .010" Shim 2—B5D 4067—D .030" Shim | 1 | D7TZ 4067-D | 4067 Differential & pinion shim kit — Also serviced in kit—group 4209 — Cont'd Use with axle # ED—D6TA—KCA,KFA, D7TA—ADB, ED—D7TA—ADB, D8TA—JC,KC,SB,SC,ACA,D9TA—AMA, BNB, BSA, BSB, BTB, BTC Consists of 1—C5TZ 4036—B Gasket 2—B5D 4067—A .003" Shim 2—B5D 4067—B .005" Shim 2—B5D 4067—C .010" Shim 2—B5D 4067—D .030" Shim 3—B5D 4109—A .003" Shim 2—B5D 4109—B .005" Shim 2—B5D 4109—C .010" Shim 2—B5D 4672—A .003" Shim 2—B5D 4672—B .005" Shim 2—B5D 4672—C .010" Shim 2—B5D 4672—D .030" Shim 1—354845—S Nut 1—372632—S Washer 1—38615 3 oz. Silicone gasket 1—FW 74—109 Instruction Sheet |
| 1 | D7TZ 4067-C | 4067 Use with axle # ED—D6TA—KCA,KFA, D7TA—ADB, ED—D7TA—ADB, D8TA—JC,KC,SB,SC,ACA,D9TA—AMA, BNB, BSA, BSB, BTB, BTC Consists of 1—C5TZ 4036—B Gasket 2—B5D 4067—A .003" Shim 2—B5D 4067—B .005" Shim 2—B5D 4067—C .010" Shim 2—B5D 4067—D .030" Shim 1—38615 3 oz. Silicone gasket 1—FW 74—109 Instruction Sheet | | | 4109 Shim (pinion bearing adjusting)— serviced in kit—group 4067 |
| 1 | C4TZ 4067-F | 4067 Differential & pinion shim kit— Also serviced in kit—group 4209 Exc. axle # ED—D6TA—KCA,KFA, D7TA—ADB, ED—D7TA—ADB, D8TA—JC,KC,SB,SC,ACA,D9TA—AMA, BNB, BSA, BSB, BTB, BTC Consists of 1—C5TZ 4036—B Gasket 2—B5D 4067—A .003" Shim 2—B5D 4067—B .005" Shim 2—B5D 4067—C .010" Shim 2—B5D 4067—D .030" Shim 3—B5D 4109—A .003" Shim 3—B5D 4109—B .005" Shim 2—B5D 4109—C .010" Shim 2—B5D 4672—A .003" Shim 2—B5D 4672—B .005" Shim 2—B5D 4672—C .010" Shim 2—B5D 4672—D .030" Shim 1—354845—S Nut 1—372632—S Washer | | | 4200 Differential assy.—refer to group in Section 40 |
| | | | | | 4204 Case assy. (differential)— serviced in kit—group 4204 |
| 1 | D1TZ 4204-F | 4204 Case kit (differential) Exc. axle # ED—D6TA—KCA,KFA, D7TA—ADB, ED—D7TA—ADB, D8TA—JC,KC,SB,SC,ACA,D9TA—AMA, BNB, BSA, BSB, BTB, BTC Consists of 1—C4TZ 4067—B Shim kit 1—D1TZ 4204—B Case 1—D1TZ 4241—A Pin 12—354846—S Bolt | 1 | D7TZ 4204-D | 4204 Use with axle # ED—D6TA—KCA,KFA, D7TA—ADB, ED—D7TA—ADB, D8TA—JC,KC,SB,SC,ACA,D9TA—AMA, BNB, BSA, BSB, BTB, BTC Consists of 1—D7TZ 4067—C Shim kit 1—D1TZ 4204—B Case 1—D1TZ 4241—A Pin 12—354846—S Bolt |
| | | | | | 4209 Ring gear and pinion set— serviced in kit—group 4209 |

**1973/79
TRUCK SERIES 100/500**

| QTY. | PART NUMBER | DESCRIPTION | QTY. | PART NUMBER | DESCRIPTION |
|--|--------------|--|------|-------------------|--|
| DANA (SPICER) 60, 60HD, 60.3E REAR AXLE SERVICE PARTS LIST NO. 94 — Cont'd | | | | | |
| Notes: ● Refer to Group 4A216 in Section 41 for contents of kit ◊ Also serviced in kit — Group 4A216 | | | | | |
| 1 | C6TZ 4209-AM | 4209 Ring gear and pinion kit 3.54 ratio-exc. axle # D8TA-ACA, D9TA-AMA, BNB Consists of 1-C4TZ 4067-F Shim kit 1-C6TZ 4209-E Gear & pinion 1-B5D 4670-A Slinger (outer) 1-C6TZ 4670-D Slinger (inner) 1-C4TZ 4670-A Baffle 1-D0TZ 4676-A Seal 12-354846-S Bolt 1-706045-X Bearing kit (outer pinion) 1-706046-X Bearing kit (inner pinion) | 1 | D8TZ 4209-E | 4209 Ring gear and pinion kit — Cont'd 3.73 ratio-use with axle # ED-D6TA-KCA, D8TA-JC, D9TA-BTB, BTC Consists of 1-D7TZ 4067-D Shim kit 1-C7TZ 4209-E Gear & pinion 1-B5D 4670-A Slinger (outer) 1-C6TZ 4670-D Slinger (inner) 1-C4TZ 4670-A Baffle 1-D0TZ 4676-A Seal 12-354846-S Bolt 1-706045-X Bearing kit (outer pinion) 1-706046-X Bearing kit (inner pinion) |
| 1 | D7TZ 4209-E | 3.54 ratio-use with axle # D8TA-ACA, D9TA-AMA, BNB Consists of 1-D7TZ 4067-D Shim kit 1-C6TZ 4209-E Gear & pinion 1-B5D 4670-A Slinger (outer) 1-C6TZ 4670-D Slinger (inner) 1-C4TZ 4670-A Baffle 1-D0TZ 4676-A Seal 12-354846-S Bolt 1-706045-X Bearing kit (outer pinion) 1-706046-X Bearing kit (inner pinion) | 1 | D7TZ 4209-F | 4.10 ratio Consists of 1-D7TZ 4067-D Shim kit 1-C6TZ 4209-F Gear & pinion 1-B5D 4670-A Slinger (outer) 1-C6TZ 4670-D Slinger (inner) 1-C4TZ 4670-A Baffle 1-D0TZ 4676-A Seal 12-354846-S Bolt 1-706045-X Bearing kit (outer pinion) 1-706046-X Bearing kit (inner pinion) |
| 1 | C7TZ 4209-T | 3.73 ratio-exc. axle # ED-D6TA-KCA, D8TA-JC, D9TA-BTB, BTC Consists of 1-C4TZ 4067-F Shim kit 1-C7TZ 4209-E Gear & pinion 1-B5D 4670-A Slinger 1-C6TZ 4670-D Slinger (inner) 1-C4TZ 4670-A Baffle 1-D0TZ 4676-A Seal 12-354846-S Bolt 1-706045-X Bearing kit (outer pinion) 1-706046-X Bearing kit (inner pinion) | 12 | 354846-S2(BB-242) | Bolt (gear to case)-1/2"-20 x 1 3/32"-also serviced in kits-group 4204,4209,4215 |
| | | | 1 | B5D 4211-A | Shaft (pinion)-also serviced in kit-group 4215 |
| | | | | 4215 | Pinion (differential)-serviced in kit-group 4215- |

1973/79
TRUCK SERIES 100/500

| QTY. | PART NUMBER | DESCRIPTION | QTY. | PART NUMBER | DESCRIPTION |
|--|---------------|---|------|----------------|--|
| DANA (SPICER) 60, 60HD, 60.3E REAR AXLE SERVICE PARTS LIST NO. 94 — Cont'd | | | | | |
| (LOCKING) | | | | | |
| Notes: ● Refer to Group 4A216 in Section 41 for contents of kit ◇ Also serviced in kit — Group 4A216 | | | | | |
| 1 | DOTZ 4215-D | Differential parts kit F250-axle model 60 Consists of 1-C5TZ 4036-B Gasket 1-B5D 4211-A Shaft 2-D0TZ 4215-A Pinion 2-B5D 4230-A Washer (pinion) 2-D1TZ 4236-A Gear 1-D1TZ 4241-Pin 1-D1TZ 4880-A Disc & plate kit 12-354846-S Bolt | 1 | 4234 | Shaft assy. — Cont'd |
| 1 | DOTZ 4215-C | E300,F250-axle model 60HD Consists of 1-C5TZ 4036-B Gasket 1-B5D 4211-A Shaft 2-D0TZ 4215-A Pinion 2-B5D 4230-A Washer (pinion) 1-D1TZ 4241-A Pin 1-D1TZ 4880-A Disc & plate kit 2-35830 Gear 12-354846-S Bolt | 1 | C9TZ 4234-B | E300-L. H.-30 splines-1973- "Before Ser. R40,001" |
| 1 | D7TZ 4215-D | E300,F250 - axle model 60.3E- Consists of 1-C5TZ 4036-B Gasket 1-B5D 4211-A Shaft 2-D0TZ 4215-A Pinion 2-B5D 4230-A Washer (pinion) 2-D1UZ 4236-A Gear 1-D1TZ 4241-A Pin 1-D1TZ 4880-A Disc & plate kit 1-38615 3 oz. Silicone gasket 12-354846-S Bolt 1-FW 74-109 Instruction Sheet | 1 | D3UZ 4234-F | E300-L. H.-30 splines-1973/74- "From Ser. R40,001" |
| 1 | ★D4HZ 4A216-D | Overhaul kit-r/b 9264-RA29 | 2 | D3TZ 4234-N | F250-16 splines-1973/75- "Before Ser. W20,001" |
| 2 | TCAA 1244-A | Cone and roller (diff. bearing)- # 387A | 2 | D4TZ 4234-A | F250 - 30 splines-1975/- "From Ser. W20,001" |
| 2 | ◇B5D 4222-A | Cup (differential bearing)- # 382S | | 4236 | Gear (differential side)-serviced in kit-group 4215 |
| 2 | B5D 4230-A | Washer (differential pinion thrust)- 57/64" I. D. x 1 27/32" O. D.- Also serviced in kit-group 4215 | 1 | D1TZ 4241-A | Pin (differential gear shaft lock)- 7/32" dia. x 1 7/8" long-also serviced in kits-group 4204,4215 |
| 1 | C9TZ 4234-A | 4234 Shaft assy. E300-R. H.-30 splines-1973- "Before Ser. R40,001" | 10 | C6TZ 4346-C | Bolt (housing cover)-also serviced in kit-group 4033 |
| 1 | D3UZ 4234-E | E300-R. H.-30 splines-1973/74- "From Ser. R40,001" | 2 | 44727-S8(X-24) | Washer-flat-3/8" I. D. x 7/8" O. D. |
| | | | | 4616 | Cup (driving pinion bearing)- also serviced in kit-group 4209 |
| | | | 1 | ◇B5A 4616-B | Front- # HM88510 |
| | | | 1 | ◇B6D 4616-A | Rear- # HM803110 |
| | | | 1 | ◇B5A 4621-B | Cone and roller (driving pinion)- front- # HM88542-also serviced in kit-group 4209 |
| | | | 1 | ◇B5D 4630-A | Cone and roller (driving pinion)- rear- # HM803146-also serviced in kit-group 4209 |
| | | | | 4670 | Slinger (driving pinion shaft oil)- also serviced in kit-group 4209 |
| | | | 1 | B5D 4670-A | Outer-1 1/4" I.D. x 2 27/32" O.D. x 1/32" thick |
| | | | 1 | C6TZ 4670-D | Inner-1 11/16" I.D x 4 1/2" O.D x 1/32" thick |
| | | | 1 | C4TZ 4670-A | Baffle (drive pinion oil)-also serviced in kit-group 4209 |
| | | | | 4672 | Shim (driving pinion front bearing)- serviced in kit-group 4067 |
| | | | 1 | D0TZ 4676-A | Seal (driving pinion oil)-also serviced in kit-group 4209 3 5/32" O.D.-double lip |
| | | | 1 | 4851 | Flange assy. (u/joint) |
| | | | 1 | D0TZ 4851-B | 1310 size- # 2-4-3801-X |
| | | | 1 | D3UZ 4851-A | 1310 size- # 26292-X |
| | | | 1 | D0TZ 4851-A | 1330 size-1973/78 |
| | | | 1 | D8TZ 4851-A | 1330 size - 1979 |
| | | | 1 | D4TZ 4851-A | 1350 size |

1973/79
TRUCK SERIES 100/500

| QTY. | PART NUMBER | DESCRIPTION | QTY. | PART NUMBER | DESCRIPTION |
|--|---------------------|---|------|---------------------|---|
| DANA (SPICER) 60, 60HD, 60.3E REAR AXLE SERVICE PARTS LIST NO. 94 — Cont'd | | | | | |
| (LOCKING) | | | | | |
| Notes: ● Refer to Group 4A216 in Section 41 for contents of kit ◇ Also serviced in kit — Group 4A216 | | | | | |
| 1 | 354845-S8(MM-146) | Locknut (flange to pinion)—also serviced in kits—group 4067,4209—7/8"—14 | 1 | D1TZ 4880-A | Locking differential kit—also serviced in kit—group 4215—incl. 8 plates, 8 discs, 2 spacers, 4 clutch retainer clips—serviced only in kit D1TZ 4880-A |
| 1 | 72071-S(N-54) | Cotter pin—1/8" x 1 1/2" | | | |
| 1 | 372632-S (XX-256) | Washer (flange to pinion)—also serviced in kits—group 4067,4209—7/8" I.D. x 1 5/8" O.D. | | | |
| ROCKWELL (TIMKEN) F106 REAR AXLE SERVICE PARTS LIST NO. 95 | | | | | |
| (NON-LOCKING) | | | | | |
| 16 | B7TZ 1151-B | Stud (axle shaft) | 2 | 353408-S(BB-329) | Bolt (lock)—hd. drilled—5/16"—18 x 7/16" |
| | 4010 | Housing assy. | | 4200 | Differential assy.—refer to group in Section 40 |
| 1 | C8TZ 4010-J | # A3-L-X60—1973/74 | | | |
| 1 | D5TZ 4010-A | # C-Y-233,C-Y-4809,C-U-5637—1975/77 | | | |
| 1 | 358048-S(PP-43) | Plug (drain)—3/4" | 1 | B6T 4204-B | Case assy. (diff.) |
| 1 | B6T 4035-C | Gasket (diff. carrier)—14 5/8" O. D. | | 4209 | Ring gear & pinion kit |
| | 4067 | Adjuster (differential bearing) | 1 | C1TZ 4209-AN | 6.20 ratio |
| 2 | TEAA 4067-A | 3 1/4" I.D.—12 slots—1973/74 | 1 | C1TZ 4209-AM | 6.80 ratio |
| 2 | TDAA 4067-A | 3 1/4" I.D.—17 slots—1975/77 | 1 | C1TZ 4209-AR | 7.20 ratio |
| | 4A140 | Refer to group 4A146 within parts list | 12 | 357007-S(SS-4) | Rivet (gear to case)—1/2" x 1 1/2" |
| | 4141 | Carrier & cap assy. (differential) | 1 | 8TH 4211 | Shaft (pinion)—6 1/2" long |
| 1 | ★ B6T 4141-B | # 5200-D-394 casting—with 16 drilled holes — r/b D3TZ 4141-F | 4 | C1TT 4215-B | Pinion (differential)—9 teeth |
| 1 | D3TZ 4141-A | # A2-3200-R-1110—with 16 drilled holes | | 4216 | Bolt (differential case) |
| 1 | D3TZ 4141-F | Carrier kit (differential)— # 5200-D-394 with 16 drilled holes | 8 | 7EQ 4216-A | 1/2"—20 x 4 1/2"—end drilled—1973/74 |
| 1 | 358048-S(PP-43) | Plug (filler)—3/4" | 8 | C8TZ 4216-A | 1/2"—13 x 3"—hex. head—1975/77 |
| 2 | 358911-S(BB-179) | Bolt (carrier to hsg.)—7/16"—14 x 2 1/8"—1973/74 | 8 | 372407-S2(XX-186-A) | Washer(diff. case bolt)—1/2" |
| 12 | 350688-S(BB-193) | Bolt (carrier to hsg.)—1/2"—13 x 1 1/16"—1973/74 | 4 | D3HZ 4216-C | Bolt (cap to carrier)—5/8"—11 x 3 1/2" |
| 2 | 358910-S(BB-176) | Bolt (carrier to hsg.)—7/16"—14 x 1 1/2"—1973/74 | 8 | 34032-S7(M-9) | Nut—1/2"—20 |
| | 4A146 | Bolt (carrier to housing) | 2 | 8TH 4221 | Cone & roller (diff. brg.)— # 3994 |
| 2 | D3TZ 4A146-A | 7/16"—14 x 2 1/4"—long—1975/77 | | 1243 | Cup (differential bearing) |
| 2 | D5TZ 4A146-A | 7/16"—14 x 1 1/2"—medium—1975/77 | 2 | B6T 1243-A | # 3920—use with B6T 4141-B carrier |
| 12 | D5TZ 4A140-A | 1/2"—13 x 1 1/2"—short—1975/77 | 2 | D3TZ 4222-A | # JM511910—use with D3TZ 4141-A carrier and D3TZ 4141-F carrier kit |
| 8 | 4A146 | Bolt pinion brg ret to carrier—listed by part no. under group 4614 within parts list | 2 | B6T 4228-A | Washer (differential side gear thrust)—2 1/2" I. D. x 3 9/16" O. D. |
| 4 | 359186-S(XX-174) | Washer (carrier bolt to hsg.)—1/2" I.D. x 13/16" O.D.—5/64" thick | 4 | 8TH 4230 | Washer (diff. pinion thrust)—7/8" I. D. x 1 31/32" O. D. |
| 12 | 372407-S2(XX-186-A) | Washer (carrier bolt to hsg.)—17/32" I.D. x 7/8" O.D.—3/32" thick | 2 | C4TZ 4234-D | Shaft assy.— # 3202-B-5228 |
| | 4143 | Lock (differential brg. adjuster) | 2 | D5TZ 4236-A | Gear (differential side)— # 2234-Q-797-16 teeth |
| 2 | TDAA 4143-A | L shaped | 1 | D3HZ 4320-B | Nut (drive pinion flange)—1 1/4"—20 x 1 19/32" across flats |
| 2 | C2TZ 4143-A | 2 9/32" long—1/4" shank—use w/ untapped carrier | 4 | C1TT 4326-B | Washer (differential carrier cap bolt)—21/32" I.D. x 11/16" O.D.—3/32" thick |
| | | | 1 | 8TH 4507 | Gasket (driving pinion grease ret. support) |

1973/79
TRUCK SERIES 100/500

| QTY. | PART NUMBER | DESCRIPTION | QTY. | PART NUMBER | DESCRIPTION |
|--|------------------|--|------|------------------|--|
| ROCKWELL (TIMKEN) F106 REAR AXLE SERVICE PARTS LIST NO. 95 — Cont'd (NON-LOCKING) | | | | | |
| | 4537 | Spacer (driving pinion bearing) 1973/74 | | 4616 | Cup (driving pinion brg.) |
| AR | 8TH 4537-A | .165" thick | 2 | B9TZ 4616-A | # HM 903216-1973/74 |
| AR | 8TH 4537-B | .166" thick | 2 | B6D 4616-A | # HM 803110-1975/77 |
| AR | 8TH 4537-D | .168" thick | | 4621 | Cone & roller (driving pinion brg.) |
| AR | 8TH 4537-F | .170" thick | 2 | B9TZ 4621-A | # HM903247-1973/74 |
| AR | 8TH 4537-G | .176" thick | 2 | D5TZ 4621-A | # HM803149-1975/77 |
| AR | 8TH 4537-H | .182" thick | 1 | C1TT 4625-B | Bearing (driving pinion pilot)- # H715343-311-1 3/32" I. D. x 2 7/16" O. D. |
| AR | 8TH 4537-J | .188" thick | | | |
| AR | 8TH 4537-K | .194" thick | 1 | C1TT 4627-C | Lock ring (pilot brg.) |
| AR | 8TH 4537-L | .200" thick 1975/77 | 1 | 2Q 4637-A | Washer (driving pinion)-1 1/32" I. D. |
| AR | D5TZ 4537-A | .125" thick | | 4662 | Shim (driving pinion bearing sleeve) |
| AR | D5TZ 4537-B | .126" thick | AR | B6T 4662-A | .003" thick-1973/74 |
| AR | D5TZ 4537-C | .127" thick | AR | ★8TH 4662-A | .005" thick-1973/74-r/b D3HZ 4662-B |
| AR | D5TZ 4537-D | .128" thick | AR | ★8TH 4662-B | .010" thick-1973/74-r/b D3HZ 4662-C |
| AR | D5TZ 4537-E | .129" thick | AR | D3HZ 4662-A | .003" thick-1975/77 |
| AR | D5TZ 4537-F | .130" thick | AR | D3HZ 4662-B | .005" thick-1975/77 |
| AR | D5TZ 4537-G | .136" thick | AR | D3HZ 4662-C | .010" thick-1975/77 |
| AR | D5TZ 4537-H | .142" thick | 1 | 8T 4667 | Washer (driving pinion bearing thrust)-1 1/2" I. D. x 2 3/8" O. D. |
| AR | D5TZ 4537-J | .148" thick | | | |
| AR | D5TZ 4537-K | .154" thick | 1 | 8TH 4674 | Retainer & seal assy. (driving pinion bearing) |
| AR | D5TZ 4537-L | .158" thick | | 4676 | Seal (driving pinion oil) |
| 1 | D9HZ 4614-A | Retainer & brg. cup (driving pinion) | 1 | 8T 4676-B | # 1199-G-1905-3 3/16" O.D.-1973/74 |
| 1 | B9TZ 4614-C | Retainer & bearing cup kit (driving pinion)- inci. cone & roller, cage assy. & pre-loaded spacer-1973/74 | 1 | D5TZ 4676-A | # A-1805-S-71-3 5/8" O.D.-1975/77 |
| 8 | 358910-S(BB-176) | Bolt(pinion bearing retainer to carrier)- 7/16"-14 x 1 7/16"-1973/74 | 1 | 4851 | Flange assy. (u/joint)-axle end 1973/74 |
| 8 | D5TZ 4A146-A | Bolt (pinion bearing retainer to carrier)- 7/16"-14 x 1 1/2"-1975/77 | 1 | 8TH 4851 | 1975/77 |
| 8 | D7HZ 4A147-A | Washer (pinion bearing retainer bolt)- 15/32" I.D. x 13/16" O.D. x 3/32" thick | 1 | D5TZ 4851-C | 1975/77 |
| | | | 1 | 72089-S(N-55) | Pin-cotter-1/8" x 1 3/4" |
| | | | 1 | 351165-S8(MM-85) | Nut-1"-20 |
| | | | 1 | D5TZ 4982-A | Bolt & nut kit (driving gear) Consists of 12- 15X-1324 Bolt 12- NL-28-1 Nut 12- 1229-C-1511 Washer |
| FORD WEV (NON-LOCKING) REAR AXLE SERVICE PARTS LIST NO. 163 NOTE 1 - TO OBTAIN CORRECT PART FOR ALL 1979 VEHICLES, YOU MUST MEASURE THE BRAKE BACKING PLATE BOLT TO SEE IF VEHICLE HAS 1/2" OR 3/8" BOLTS AND ORDER PART THAT IS RESTRICTED WITH THE CORRECT BOLT SIZE DIAMETER | | | | | |
| | 1001 | Gasket (rear wheel backing plate)- refer to group 1001 in Section 10 | 1 | 87837-S(P-15) | Plug (drain)-3/8" |
| | 1177 | Seal assy. (rear wheel brg. oil)- refer to group 1177 in Section 11 | | 4020 | Retainer (wheel bearing) 1/2" Brake backing plate |
| | 1180 | Retainer (rear wheel brg. inner)- refer to group 1180 in Section 11 | 2 | C8UZ 4020-A | 1973 |
| | 1225 | Bearing (rear wheel)-refer to group 1225 in Section 11 | 2 | D30Z 4020-A | 1974 |
| | 4010 | Housing assy. 1/2" Brake backing plate | 2 | D3AZ 4020-A | Use with WEV-A, A1, G, H, L, L1, S, S1, T,T1 & AB1- "Before Ser. BJ0,001"-1975/78 |
| 1 | D0UZ 4010-B | 1973 | 2 | D4AZ 4020-B | Use with WEV-A3,M, N, N1, R, R1, S4, T4,AA1, AC1,AD1,AE & AG- "From Ser. BJ0,001"-1975/78 |
| 1 | D4UZ 4010-A | 1974 | | | |
| 1 | D5UZ 4010-A | 1975/78 | 2 | D8AZ 4020-A | 3/8" Brake backing plate bolt-NOTE 1-1979- Use with WEV-AJ, AK & AL |
| 1 | D8UZ 4010-A | 3/8" Brake backing plate bolt-NOTE 1-1979- Use with WEV-AH, AJ, AK & AL | 2 | D8AZ 4020-B | Use with WEV-AH |
| 1 | D5UZ 4010-A | 1/2" Brake backing plate bolt-NOTE 1-1979- Use with WEV-AH, AJ, AK & AL | 2 | D4AZ 4020-B | 1/2" Brake backing plate bolt-NOTE 1-1979- Use with WEV-AH, AJ, AK & AL |
| | | | 1 | D5AZ 4035-A | Gasket (differential carrier) |
| | | | 2 | B7AZ 4067-A | Adjuster (differential bearing) |

**1973/79
TRUCK SERIES 100/500**

| QTY. | PART NUMBER | DESCRIPTION | QTY. | PART NUMBER | DESCRIPTION |
|---|--------------------|---|------|------------------|--|
| <p align="center">FORD WEV (NON-LOCKING) REAR AXLE SERVICE PARTS LIST NO. 163 — Cont'd</p> <p>Note 1- TO OBTAIN CORRECT PART FOR ALL 1979 VEHICLES, YOU MUST MEASURE THE BRAKE BACKING PLATE BOLT TO SEE IF VEHICLE HAS 1/2" OR 3/8" BOLTS AND ORDER PART THAT IS RESTRICTED WITH THE CORRECT BOLT SIZE DIAMETER</p> | | | | | |
| | 4141 | Carrier assy. (differential) | | 4234 | Shaft assy. |
| 1 | D7AZ 4141-A | 1973/-2.75 thru 3.70 ratio | | | 1/2" Brake backing plate |
| 1 | D7TZ 4141-A | 1973/-4.11 ratio | 1 | D3UZ 4234-A | R. H.-1973 |
| 1 | 87675-S(P-17) | Plug filler-1/2"-14 | 1 | D3UZ 4234-B | L. H.-1973 |
| 4 | 46108-S(B-271-D) | Bolt (bearing cap to carrier)-1/2"-13 x 2 1/8" self-locking | 1 | D4UZ 4234-C | R. H.-1974 |
| | | | 1 | D4UZ 4234-D | L. H.-1974 |
| 10 | 372116-S(MM-140-E) | Nut (carrier to housing bolt)-3/8"-24 self-locking | 2 | D5UZ 4234-A | R.H. & L.H.-use with WEV-M, N, R, S4 & T4- "Before Ser. A50,001" - 1975/76 |
| 10 | 373820-S(XX-155-A) | Washer (carrier to hsg. bolts)-copper-3/8" flat | 2 | D6UZ 4234-A | R.H., L.H. - use with WEV-N1, R1,AA1, AC1, AD1 & AG "From Ser. A50,001"to Ser. BJ0,001"-1976/78 |
| 2 | C6AZ 4143-B | Lock (diff. bearing adjuster) | 2 | D5UZ 4234-B | R.H. & L.H.-use with WEV-A, A3,G, H, L, S & T- "Before Ser. A50,001 - 1975/76 |
| 2 | 350211-S(BB-413) | Bolt (adjuster lock to carrier)-5/16"-18 x 7/16" self-locking | 2 | D6UZ 4234-B | R.H. & L.H. -use with WEV-A1, L1, S1,T1,AB1 & AE- "From Ser. A50,001"-1976/78 |
| | 4200 | Differential assy.-refer to group in Section 40 | | | |
| | 4204 | Case assy. (differential) | | | |
| 1 | ★D2AZ 4204-A | 2 Pinion-r/b D00Z 4204-D | | | |
| 1 | D00Z 4204-D | 4 Pinion | 2 | D8UZ 4234-A | 3/8" Brake backing plate bolt-NOTE 1-1979- Use with WEV-AH, AJ, AK & AL |
| | 4209 | Ring gear & pinion kit | | | |
| 1 | C7AZ 4209-J | 2.75 ratio | | | 1/2" Brake backing plate bolt-NOTE 1-1979- Use with WEV-AH, AJ, AK & AL |
| 1 | C0AZ 4209-E | 3.00 ratio | 2 | D6UZ 4234-A | Use with WEV-AH, AJ, AK & AL |
| 1 | B8AZ 4209-C | 3.25 ratio | 1 | C9AZ 4236-B | Gear kit (diff. side)- Consists of 2 C90Z 4228-A Washer 2 D8AW 4236-CA Gear |
| 1 | C90Z 4209-A | 3.50 ratio | | | |
| 1 | B7AZ 4209-M | 3.70 ratio | | | |
| 1 | B7AZ 4209-K | 4.11 ratio | | | |
| | 4211 | Shaft pinion | | 4347 | Bolt (carrier to housing) |
| 1 | D3SZ 4211-A | Shaft (pinion)-4 pinion-short shaft kit Consists of 2-D3SW 4419-A Shaft 1-D50Z 4420-A Seat 3-305105-S Pin | 10 | C1AZ 4347-A | 3/8"-24 x 1 11/16"- "Before Ser. BE0,001"-1973/78 |
| | | | 10 | D8AZ 4347-A | 3/8"-24 x 1 9/16"- "From Ser. BE0,001"-1978 |
| 1 | B7AZ 4211-A | 2 & 4 pinion-long shaft kit Consists of 1-C9AW 4211-A Shaft 1-305105-S Pin | 10 | D9AZ 4347-B | 3/8"-24 x 1 9/16"-1979 |
| | | | 1 | D50Z 4420-A | Seat (Differential Pinion) - Also Serviced in Kit Group 4211 |
| 1 | ★305105-S | Pin-1/4" x 1 3/8"-serviced only in kit-group 4211 | 1 | D2SZ 4614-A | Retainer & bearing cup assy. (drive pinion brg.) |
| 1 or 2 | C9AZ 4215-A | Pinion kit- Consists of 2- D8AW 4215-AA Pinion 2- D0AZ 4230-A Washer | 5 | 42999-S(B-253) | Bolt (retainer to carrier)-3/8"-16 x 1 1/8" self-locking |
| 10 | D80Z 4216-B | Bolt (diff. case)-self-locking-7/16"-20 x 15/16" | 2 | B7A 4616-A | Cup (driving pinion brg.)- # M-88010 |
| 10 | 356214-S(XX-162) | Washer (diff. case bolt)-flat-7/16" | 2 | B7A 4621-A | Cone & roller (driving pinion)- # M-88048 |
| 2 | C9AZ 4221-A | Cone & roller (diff. brg.)- # LM-102949 | 1 | C2AZ 4625-B | Bearing (driving pinion pilot)- 1 1/16" I. D. x 1 7/8" O. D.- 7/16" thick |
| 2 | C9AZ 4222-A | Cup (diff. brgs.)- # LM-102910 | 1 | B7AZ 4627-A | Retainer (driving pinion pilot brg.) |
| 2 | C90Z 4228-A | Washer (diff. side gear thrust)-1 25/32" I. D. x 2 27/32" O. D.-also serviced in kit-group 4236 | 1 | B7A 4662-A | Spacer (driving pinion brg.)-31/64" long |
| | | | 1 | B7A 4669-A | "O" ring (driving pinion brg. retainer)-4 3/4" I. D. |
| 2 or 4 | D0AZ 4230-A | Washer (differential pinion thrust)-3/4" I. D. x 1 1/2" O. D.-also serviced in kit-group 4215 | 1 | D5AZ 4670-A | Slinger (pinion shaft oil) |
| | | | 1 | D4AZ 4676-A | Seal (driving pinion oil) |
| | | | | 4851 | Flange assy. (universal joint)-axle end |
| | | | 1 | D4TZ 4851-D | 1310 size - 1973/78 |
| | | | 1 | D9TZ 4851-A | 1330 size - 1979 |
| | | | 1 | 371518-S(MM-180) | Nut (flange to pinion)-3/4"-20 self-locking |
| | | | 1 | 351588-S(XX-227) | Washer-3/4" |
| | | | | 4859 | Deflector (driving pinion oil seal) |
| | | | 1 | D2AZ 4859-A | 1973/74 |
| | | | 1 | D2SZ 4859-A | 1975/ |

1973/79
TRUCK SERIES 100/500

| QTY. | PART NUMBER | DESCRIPTION | QTY. | PART NUMBER | DESCRIPTION |
|---|------------------|---|-------------|--|--|
| EATON 15201 (NON-LOCKING) REAR AXLE SERVICE PARTS LIST NO.164 | | | | | |
| Notes: Δ Also serviced in kit - group 4A109 | | | | | |
| ♦ Also serviced in kit - group 4A195 | | | | | |
| 1 | C8TZ 4010-U | Housing assy.-# 76874 | 1 | ♦81T 4147-M | Washer (high speed clutch plate thrust)-3 3/4" I.D. x 6" O.D. |
| 1 | 358048-S(PP-43) | Plug (fill)-3/4"-14 | 1 | B9TT 4149-A | Shaft (diff. shift fork)-electric-3 25/32" long |
| 1 | 8Q 4019-A | Washer (driving pinion grease retainer)-3 3/8" I.D. x 4 13/32" O.D. | 4 | 81T 4154-M | Pin (high speed clutch plate)-1 15/16" long |
| 1 | 01T 4027-M | Case (diff. gear support)-L.H. | 1 | C8TZ 4159-A | Lubricator (differential)-trough-#67814 |
| 1 | 81T 4028-M | Drum (oil collector) | 1 | B9TZ 4168-A | Retainer (driving pinion oil seal)-cut to 9 3/4" long-use with C1TZ 4614-B |
| 4 | 81T 4029-M | Pin (planetary gear)-1 1/8" x 3 39/64" | 1 | D5HZ 4A195-A | Sliding clutch kit |
| 1 | C1TT 4033-B | Cover assy. (housing) | Consists of | | |
| 12 | 357450-S(BB-172) | Bolt (cover to hsg.)-7/16"-14 x 7/8" | 1 | C8TZ 4040-A | Plate |
| 12 | 34808-S8(X-67) | Lockwasher-7/16" | 1 | C8TZ 4055-A | Gear |
| 1 | 358048-S(PP-43) | Plug (filler)-3/4"-14 | 1 | C8TZ 4067-A | Adjuster |
| 1 | ΔC1TZ 4035-C | Gasket (differential carrier)-12 holes-14 5/8" bolt circle | 1 | 81T 4147-M | Washer |
| 1 | Δ81T 4036-M | Gasket (cover to hsg.)-15 1/2" O.D. | 4200 | Differential assy.-refer to group in Section 40 | |
| 1 | ♦C8TZ 4040-A | Plate (high speed clutch)-6" O.D.-18 internal teeth | 1 | C0TT 4204-A | Case assy. (diff.)-incl. (8) 355782-S bolts |
| 1 | TEAA 4045-A | Fork & roller assy. (diff. shift) | 8 | 355783-S(BB-335) | Bolt (case)-7/16"-14 x 2 1/2" |
| 2 | C8TZ 4053-A | Pin (diff. shift fork roller) | 4209 | Ring gear & pinion kit - hole in pinion -use w/washer,castellated nut & cotter pin | |
| 1 | ♦C8TZ 4055-A | Gear (sliding clutch)-# 74054-20 & 18 teeth-6 5/32" long | 1 | ★C8TZ 4209-K | 5.83/8.12 ratio-r/b D6TZ 4209-A |
| 2 | ★81T 4058-M | Roller (diff. shift fork)-r/b C8TZ 4053-A | 1 | ★C8TZ 4209-L | 6.33/8.81 ratio r/b D6TZ 4209-B |
| 1 | B9TT 4062-C | Shift assy.-electric | 1 | D6TZ 4209-A | 5.83/8.12 ratio |
| 1 | 81T 4067-M | Adjuster (diff. brg.) | 1 | D6TZ 4209-B | 6.83/8.81 ratio |
| 1 | 81T 4067-M | R.H.-1 13/16" I.D. | 1 | ★01T 4211-M | Shaft (pinion)-6 17/64" long-r/b C3TZ 4237-A |
| 1 | ♦C8TZ 4067-A | L.H.-# 74055 | 4 | 4215 | Pinion-serviced only in kit-group 4237 |
| 1 | C3TZ 4072-A | Seal (shift fork) | 6 | B8T 4216-A | Bolt (diff. case)-7/16"-20 x 3 1/2" |
| 1 | B7TZ 4A109-G | Gasket kit | 4221 | Cone & roller (diff. bearing) | |
| | | Consists of | 1 | B4TZ 4221-A | R.H.-# 33275 |
| | | 1- 81T 4536-MA Shim | 1 | 81T 4221-M | L.H.-# 498 |
| | | 1- 81T 4536-MB Shim | 4222 | Cup (diff. bearing) | |
| | | 1- 81T 4536-MD Shim | 1 | 7EQ 4222 | R.H.-# 33472 |
| | | 1- BB 4662 Gasket | 1 | B6Q 1243-A | L.H.-# 493 |
| | | 1-75969 Shim | 3 | A0TZ 4228-A | Washer (diff. side gear thrust)-L.H.-3 3/4" O.D. |
| | | 1-75971 Shim | 4 | C8TZ 4229-A | Gear (diff. planetary)-# 74057-1 1/8" I.D.-2" long-14 teeth |
| | | 1-107276 Rtv gasket | 4 | 8Q 4230-A | Washer (diff. pinion thrust)-3 1/32" I.D. x 2" O.D. |
| 1 | 01T 4127-M | Case (diff. gear support)-R.H. | 2 | C4TZ 4234-D | Shaft assy. |
| 1 | C8TZ 4141-G | Carrier assy. (diff.)-# 74036 | 1 | 4236 | Gear (diff. side)-short hub-# 69965-serviced only in kit-group 4237 |
| 12 | 380571-S2 | Bolt (carrier to hsg.)-7/16"-20 x 1 1/4" | 1 | ★C9TZ 4237-A | Gear & pinion kit (differential)-1973/76 r/b C3TZ 4237-A(4/80) |
| 12 | (BB-390-AE) | 1 1/4" | Consists of | | |
| 12 | 34808-S8(X-67) | Lockwasher-7/16" | 4 | C8TZ 4215-A | Gears |
| 2 | 353069-S(PP-46) | Plug (peep hole & oil dist. retaining)-1" | 2 | A0TZ 4228-A | Washers |
| 4 | 355799-S(BB-352) | Bolt (cap to carrier)-5/8"-11 x 3 7/16" | 4 | 8Q 4230-A | Washers |
| 2 | 357183-S8(WW-37) | Stud (shift motor to housing)-7/16"-14 7/16"-20 x 1 5/8" | 2 | C8TZ 4236-A | Gears |
| 2 | 34671-S8(M-67) | Nut-7/16"-20 | 1 | C3TZ 4237-A | Gear & pinion kit (differential)-1977 |
| 2 | 34808-S8(X-67) | Lockwasher-7/16" | Consists of | | |
| 2 | ★74116-S | Expansion plug (upper & lower shift fork opening)-15/16" | 1 | 01T 4211-M | Pinion shaft |
| | 4143 | Lock (diff. brg. adjuster) | 2 | 102511 | Side gears |
| 1 | 81T 4143-M | R.H.-5/32" thick | 4 | 102512 | Pinion gears |
| 1 | A8TZ 4143-C | L.H.-4 1/2" wide | | | |
| 1 | ★72031-S | Cotter pin (diff. brg. adjuster lock)-R.H.-5/16" x 7/8" | | | |
| 2 | 357453-S(BB-342) | Bolt (lock retaining)-L.H.- | | | |

**1973/79
TRUCK SERIES 100/500**

| QTY. | PART NUMBER | DESCRIPTION | QTY. | PART NUMBER | DESCRIPTION |
|--|------------------|--|------|------------------|---|
| EATON 15201 (NON-LOCKING) REAR AXLE SERVICE PARTS LIST NO. 164 — Cont'd | | | | | |
| Notes: Δ Also serviced in kit — group 4A109 ♦ Also serviced in kit — group 4A195 | | | | | |
| 1 | C8TZ 4A309-A | Trap assy.—(filler plug)—magnetic 1" x 1 1/2" | 2 | B9TT 4621-B | Cone and roller (driving pinion)— # HM 903249 |
| 6 | B7TZ 4322-A | Nut (case bolt)—7/16"—20 conelock | 1 | C3TZ 4625-B | Bearing (driving pinion pilot)— # MU 1305 TDM, # MRY 1305 EM |
| | 4536 | Shim (driving pinion bearing sleeve) | 1 | 7EQ 4637 | Washer (flange to pinion)—1 1/32" I.D. |
| AR Δ81T | 4536-MD | .003" thick | 1 | ΔBB 4662 | Gasket (driving pinion bearing sleeve)—cork |
| AR Δ81T | 4536-MB | .010" thick | 1 | 8T 4667 | Washer (driving pinion bearing thrust)—1 1/2" I.D. x 2 3/8" O.D. |
| AR Δ81T | 4536-MA | .030" thick | 1 | ★C1TZ 4674-A | Retainer and seal assy. (driving pinion bearing)—2 piece design—# 64549— also serviced in assy. C1TZ 4614-B— r/b D4TZ 4676-A |
| | 4537 | Spacer (driving pinion bearing) | | 4676 | Seal (driving pinion oil) |
| AR 01T | 4537-MA | .513"/.514" thick | 1 | ★C1TZ 4676-A | # 64551-r/b D4TZ4676-A |
| AR 01T | 4537-ME | .519"/.520" thick | 1 | D4TZ 4676-A | Unitized design—for 1 1/4" dia. Shaft— # 81480 |
| AR 01T | 4537-MG | .522"/.523" thick | 1 | 8TH 4851 | Flange assy. (U/joint)—axle end |
| AR 01T | 4537-ML | .528"/.529" thick | 1 | 351165-S8(MM-85) | Nut—castle (flange to pinion)—1"—20 —use w/gear & pinion kits w/hole in pinion |
| AR 01T | 4537-MQ | .534"/.535" thick | 1 | D6TZ 4320-A | Nut(flange to pinion)—self-locking— 1"—20 x 1 1/2"—use w/gear & pinion Kits w/solid pinion—also serviced in kit—group 4209 |
| AR 01T | 4537-MU | .540"/.541" thick | | | |
| AR 01T | 4537-MW | .543"/.544" thick | | | |
| 6 | C1TT 4560-B | Bolt (carrier)—part of C1TZ 4614-A 9/16"—12 x 1 5/8" | | | |
| 1 | C1TZ 4614-B | Retainer and bearing cup assy. (drive pinion)— # 64547—incl. C1TZ 4674-A and (2) B9TT 4616-A—use B9TZ 4168-A retainer and C1TZ 4676-A seal | | | |
| 6 | 34810-S7-8(X-69) | Lockwasher—9/16" | | | |
| AR | 21008-S18(B-131) | Bolt (retainer to carrier)—9/16"—12 x 1 1/2"—use with C1TZ 4614-B | | | |
| 2 | B9TT 4616-A | Cup (driving pinion bearing)— # HM 903210 | | | |

| DANA (SPICER) REAR AXLE SERVICE PARTS LIST NO. 176 70B,70HD (NON-LOCKING) | | | | | |
|--|-------------|---|---|------------------|--|
| 4010 Housing assy. — Cont'd. | | | | | |
| 1 | D5UZ 4010-B | E350 (single rear wheels)— # 29042X—use with # D5UA—AGA, AJA, ANA, ASA, D8TA—FA | 1 | D8TZ 4010-B | F350 (Regular Cab)— # 70595X—use with # ED—D6TA—ANC, ATC, D8TA— MB, MC, NB,NC,VA,YA |
| 1 | D9UZ 4010-B | E350 (single rear wheels)— # 70785X—use with # D9TA—BEA, BKA, CHA | 1 | D9TZ 4010-D | F350 (Regular Cab)— # 70796X—use with # D9TA—AAA, ACA, BDA, BJA |
| 1 | D5UZ 4010-C | E350 (dual rear wheels)— # 29037X—use with # D5UA—BKA, BKB, BLA, BLB, BRA, BTA, BTB | 1 | D4TZ 4010-D | F350 (Super Cab) — # 28896X — use with # D4TA—BSA, BUA, BYA, D5TA—LHB, LKB,LLB, D6TA—AHC,AKC,AMC |
| 1 | D9UZ 4010-C | E350 (dual rear wheels)— # 29690X, 70801X—use with # D6UA—JUA,JVA,JYA, D8TA—EA, D9TA—ADA,BFA,CGA | 1 | D9TZ 4010-C | F350 (Super Cab)— # 70592X, 70790X— use with # D8TA—AAA, D9TA—ABA |
| 1 | D3TZ 4010-E | F350 (Regular Cab)— # 28095X—use with # D3TA—AKA, ALA, ANA, D4TA—NA, SA,D5TA—KMB, KNB,KSB,KTB,KVB, D6TA—MC,ANC,ARC, ATC,AVC | 1 | D3TZ 4010-H | P350/400— # 28112X |
| | | | 4 | 355765-S(BB-196) | Bolt (diff. brg. cap to housing)— 1/2"—13 x 2 1/4" |
| | | | 1 | 358048-S(PP-43) | Plug (drain)—3/4"—14 |

1973/79
TRUCK SERIES 100/500

| QTY. | PART NUMBER | DESCRIPTION | QTY. | PART NUMBER | DESCRIPTION |
|---|-------------------|---|------|--------------|--|
| DANA (SPICER) REAR AXLE SERVICE PARTS LIST NO. 176 — Cont'd | | | | | |
| 70B,70HD (NON-LOCKING) | | | | | |
| 1 | D6TZ 4033-A | 4033 Cover Kit (axle housing) Axle model 70B Consists of 1-29948-X Cover 1-38615 3 oz. Silicone gasket 10-C6TZ 4346-C Bolt 1-FW 74-109 Instruction Sheet | 1 | ★C4TZ 4067-E | 4067 Differential & pinion shim kit— Also serviced in kit-group 4209 Axle model 70B—exc. axle #ED-D6TA-ANC, ATC, D8TA-EA, FA, MB, MC, NB, NC, VA, YA, AAA, D9TA-AAA, ABA, ACA, ADA, BDA, BEA, BFA, BJA, BKA, CGA, CHA r/b D8TZ 4067-B(4/80) Consists of 1-C1TZ 4036-A Gasket 2-B5D 4067-A .003" Shim 2-B5D 4067-B .005" Shim 2-B5D 4067-C .010" Shim 2-B5D 4067-D .030" Shim 3-C1TT 4109-C .003" Shim 3-C1TT 4109-B .005" Shim 2-C1TT 4109-A .010" Shim 2-B5D 4672-A .003" Shim 2-B5D 4672-B .005" Shim 2-B5D 4672-C .010" Shim 2-B5D 4672-D .030" Shim 1-354845-S Nut 1-372632-S Washer |
| 1 | D6TZ 4033-B | Axle model 70HD Consists of 1-21093-X Cover 1-38615 3 oz. Silicone gasket 10-C6TZ 4346-C Bolt 1-FW 74-109 Instruction Sheet | 1 | D8TZ 4067-B | Axle model 70B—use with axle #ED-D6TA-ANC, ATC, D8TA-EA, FA, MB, MC, NB, NC, VA, YA, AAA, D9TA-AAA, ABA, ACA, ADA, BDA, BEA, BFA, BJA, BKA, CGA, CHA consists of 1-C1TZ 4036-A Gasket 2-B5D 4067-A .003" Shim 2-B5D 4067-B .005" Shim 2-B5D 4067-C .010" Shim 2-B5D 4067-D .030" Shim 3-C1TT 4109-C .003" Shim 3-C1TT 4109-B .005" Shim 2-C1TT 4109-A .010" Shim 2-B5D 4672-A .003" Shim 2-B5D 4672-B .005" Shim 2-B5D 4672-C .010" Shim 2-B5D 4672-D .030" Shim 1-354845-S Nut 1-372632-S Washer 1-38615 3 oz. silicone gasket 1-FW74-109 Instruction sheet |
| 1 | C1TZ 4036-A | Gasket (cover to housing)—also serviced in kits—group 4033,4067,4215 | | | |
| 1 | 353051-S(PP-32) | Plug (filler)—steel—3/4"—14 | | | |
| 1 | 387058-S(PP-99-H) | Plug (filler)—rubber—1 1/8" | | | |
| | 4067 | Shim (differential bearing)—serviced in kit-group 4067 | | | |
| 1 | C4TZ 4067-C | 4067 Bearing adjusting shim kit (diff.)— Also serviced in kit-group 4204 Exc. axle #ED-D6TA-ANC, ATC, D8TA-EA, FA, MB, MC, NB, NC, VA, YA, AAA, D9TA-AAA, ABA, ACA, ADA, BDA, BEA, BFA, BJA, BKA, CGA, CHA Consists of 1-C1TZ 4036-A Gasket 2-B5D 4067-A .003" Shim 2-B5D 4067-B .005" Shim 2-B5D 4067-C .010" Shim 2-B5D 4067-D .030" Shim | 1 | D8TZ 4067-B | Axle model 70B—use with axle #ED-D6TA-ANC, ATC, D8TA-EA, FA, MB, MC, NB, NC, VA, YA, AAA, D9TA-AAA, ABA, ACA, ADA, BDA, BEA, BFA, BJA, BKA, CGA, CHA consists of 1-C1TZ 4036-A Gasket 2-B5D 4067-A .003" Shim 2-B5D 4067-B .005" Shim 2-B5D 4067-C .010" Shim 2-B5D 4067-D .030" Shim 3-C1TT 4109-C .003" Shim 3-C1TT 4109-B .005" Shim 2-C1TT 4109-A .010" Shim 2-B5D 4672-A .003" Shim 2-B5D 4672-B .005" Shim 2-B5D 4672-C .010" Shim 2-B5D 4672-D .030" Shim 1-354845-S Nut 1-372632-S Washer 1-38615 3 oz. silicone gasket 1-FW74-109 Instruction sheet |
| 1 | D8TZ 4067-A | Use with axle #ED-D6TA-ANC, ATC, D8TA-EA, FA, MB, MC, NB, NC, VA, YA, AAA, D9TA-AAA, ABA, ACA, ADA, BDA, BEA, BFA, BJA, BKA, CGA, CHA consists of 1-C1TZ 4036-A Gasket 2-B5D 4067-A .003" Shim 2-B5D 4067-B .005" Shim 2-B5D 4067-C .010" Shim 2-B5D 4067-D .030" Shim 1-38615 3 oz. silicone gasket 1-FW74-109 Instruction sheet | | | |

**1973/79
TRUCK SERIES 100/500**

| QTY. | PART NUMBER | DESCRIPTION | QTY. | PART NUMBER | DESCRIPTION |
|--|---------------|---|------|-------------|--|
| DANA (SPICER) REAR AXLE SERVICE PARTS LIST NO. 176 — Cont'd | | | | | |
| 70B,70HD (NON-LOCKING) | | | | | |
| 1 | C4TZ 4067-D | 4067 Differential & pinion shim kit — Also serviced in kit-group 4209 — Cont'd Axle model 70HD Consists of 1-C1TZ 4036-A Gasket 2-B5D 4067-A .003" Shim 2-B5D 4067-B .005" Shim 2-B5D 4067-C .010" Shim 2-B5D 4067-D .030" Shim 3-C1TT 4109-C .003" Shim 3-C1TT 4109-B .005" Shim 2-C1TT 4109-A .010" Shim 2-B5D 4672-A .003" Shim 2-B5D 4672-B .005" Shim 2-B5D 4672-C .010" Shim 2-B5D 4672-D .030" Shim 1-354845-S Nut 1-372632-S Washer 2-34848-10 Spacer 2-34848-28 Spacer | 1 | D2TZ 4204-E | 4204 Case kit (differential) — Cont'd 3.73, 4.10 ratio — incl. 35 spline side gear exc. axle #ED-D6TA-ATC, D8TA-EA, FA, MB, MC, VA, YA, AAA, D9TA-ABA, ACA, ADA, BDA, BEA, BFA, BJA, BKA, CGA, CHA Consists of 1-C4TZ 4067-C Shim kit 1-26311-X Case assy. 12-354846-S Bolt 1-706047-X Bearing kit |
| 2 | ★ C1TT 4109-C | 4109 Shim (pinion bearing adjusting)— Also serviced in kit-group 4067 .003" thick-r/b 4067 kits | 1 | D2TZ 4204-D | 4204-A 3.73,4.10 ratio-less side gear— use with axle #ED-D6TA-ATC, D8TA-EA, FA, MB, MC, VA, YA, AAA, D9TA-ABA, ACA, ADA, BDA, BEA, BFA, BJA, BKA, CGA, CHA consists of 1-D8TZ 4067-A Shim kit 1-D2TZ 4204-A Case 1-D2TZ 4241-A Pin 12-354846-S Bolt |
| 2 | C1TT 4109-B | .005" thick | | | 4.56,4.88 ratio—incl. 23 spline side gear Consists of 1-C4TZ 4067-C Shim kit 1-27717-X Case assy. 12-354846-S Bolt 1-706047-X Bearing kit |
| 2 | ★ C1TT 4109-A | .010" thick-r/b 4067 kits | | | |
| | 4200 | Differential assy.—refer to group in Section 40 | | | |
| | 4204 | Case assy. (differential) — serviced in kit-group 4204 | 1 | D2TZ 4204-F | 4204-F 4.56, 4.88 ratio—incl. 35 spline side gear exc. axle #ED-D6TA-ANC,D8TA-NB,NC, D9TA-AAA Consists of 1-C4TZ 4067-C shim kit 1-26308-X Case assy. 12-354846-S Bolt 1-706047-X Bearing kit |
| 1 | D2TZ 4204-C | 4204 Case kit (differential) 3.73,4.10 ratio—incl. 23 spline side gear Consists of 1-C4TZ 4067-C Shim kit 1-27716-X Case assy. 12-354846-S Bolt 1-706047-X Bearing kit | 1 | D8TZ 4204-B | 4204-B 4.56 ratio—axle model 70B— less side gear use with axle #ED-D6TA-ANC,D8TA-NB,NC, D9TA-AAA consists of 1-D8TZ 4067-A Shim kit 1-D2TZ 4204-B Case 1-D2TZ 4241-A Pin 12-354846-S Bolt |

1973/79
TRUCK SERIES 100/500

| QTY. | PART NUMBER | DESCRIPTION | QTY. | PART NUMBER | DESCRIPTION |
|---|---------------|--|------|--------------|---|
| DANA (SPICER) REAR AXLE SERVICE PARTS LIST NO. 176 — Cont'd | | | | | |
| 70B,70HD (NON-LOCKING) | | | | | |
| | 4209 | Ring gear & pinion set—serviced in kit—group 4209 | | 4209 | Ring gear and pinion kit — Cont'd |
| 1 | ★C8TZ 4209-AE | 3.73 ratio—exc. axle # ED-D6TA-ATC, D8TA-EA, FA, MB, MC, VA, AAA, D9TA-ABA, ACA, ADA, BDA, BEA, CGA, CHA r/b D8TZ 4209-A(4/80) Consists of 1-C4TZ 4067-E Shim kit 1-C8TZ 4209-A Gear & pinion 1-B5D 4670-A Slinger (outer) 1-C8TZ 4670-A Baffle 1-D5TZ 4670-A Slinger (inner) 1-D6TZ 4676-B Seal 12-354846-S Bolt 1-706045-X Bearing kit (outer) 1-706060-X Bearing kit (inner) | 1 | ★D3TZ 4209-M | 4.10 ratio—axle model 70B—exc. axle # D8TA-YA, D9TA-BFA, BJA, BKA r/b D8TZ 4209-C(4/80) Consists of 1-C4TZ 4067-E Shim kit 1-D3TZ 4209-D Gear & pinion 1-B5D 4670-A Slinger (outer) 1-C8TZ 4670-A Baffle 1-D5TZ 4670-A Slinger (inner) 1-D6TZ 4676-B Seal 12-354846-S Bolt 1-706045-X Bearing kit (outer) 1-706060-X Bearing kit (inner) |
| 1 | D8TZ 4209-A | 3.73 ratio—use with axle # ED-D6TA-ATC, D8TA- MB, MC, VA, AAA, D9TA-ABA, ACA, BDA consists of 1-D8TZ 4067-B Shim kit 1-C8TZ 4209-A Gear & pinion 1-B5D 4670-A Slinger (outer) 1-C8TZ 4670-A Baffle 1-D5TZ 4670-A Slinger (inner) 1-D6TZ 4676-B Seal 12-354846-S Bolt 1-706045-X Bearing kit (outer) 1-706060-X Bearing kit (inner) | 1 | D8TZ 4209-C | 4.10 ratio—axle model 70B—use with axle # D8TA-YA, D9TA-BFA, BJA, BKA consists of 1-D8TZ 4067-B Shim kit 1-D3TZ 4209-D Gear & pinion 1-B5D 4670-A Slinger (outer) 1-C8TZ 4670-A Baffle 1-D5TZ 4670-A Slinger (inner) 1-D6TZ 4676-B Seal 12-354846-S Bolt 1-706045-X Bearing kit (outer) 1-706060-X Bearing kit (inner) |
| 1 | D9UZ 4209-E | 3.73 ratio—use with axles # D8TA-EA, FA, D9TA-ADA, BEA, CGA, CHA Consists of 1-D8TZ 4067-B Shim kit 1-B5D 4670-A Slinger (outer) 1-C8TZ 4670-A Baffle 1-D5TZ 4670-A Slinger (inner) 1-D6TZ 4676-B Seal 12-354846-S Bolt 1-29715-X Gear & pinion 1-706045-X Bearing kit (outer) 1-706060-X Bearing kit (inner) | 1 | D3TZ 4209-N | 4.10 ratio—axle model 70HD Consists of 1-C4TZ 4067-D Shim kit 1-D3TZ 4209-D Gear & pinion 1-B5D 4670-A Slinger (outer) 1-C8TZ 4670-A Baffle 1-D6TZ 4676-B Seal 12-354846-S Bolt 1-706045-X Bearing kit (outer) 1-706060-X Bearing kit (inner) |
| | | | 1 | D3TZ 4209-K | 4.56 ratio—axle model 70B—exc. axle # ED-D6TA-ANC, D8TA-NB, NC, D9TA-AAA Consists of 1-C4TZ 4067-E Shim kit 1-D3TZ 4209-A Gear & pinion 1-B5D 4670-A Slinger (outer) 1-C8TZ 4670-A Baffle 1-D5TZ 4670-A Slinger (inner) 1-D6TZ 4676-B Seal 12-354846-S Bolt 1-706045-X Bearing kit (outer) 1-706060-X Bearing kit (inner) |

**1973/79
TRUCK SERIES 100/500**

| QTY. | PART NUMBER | DESCRIPTION | QTY. | PART NUMBER | DESCRIPTION |
|--|-------------------|---|------|----------------------------|--|
| DANA (SPICER) REAR AXLE SERVICE PARTS LIST NO. 176 — Cont'd | | | | | |
| 70B,70HD (NON-LOCKING) | | | | | |
| 1 | D8TZ 4209-B | 4209 Ring gear and pinion kit — Cont'd 4.56 ratio—axle model 70B— use with axle # ED-D6TA-ANC,D8TA-NB,NC D9TA-AAA consists of 1-D8TZ 4067-B Shim kit 1-D3TZ 4209-A Gear & pinion 1-B5D 4670-A Slinger (outer) 1-C8TZ 4670-A Baffle 1-D5TZ 4670-A Slinger (inner) 1-D6TZ 4676-B Seal 12-354846-S Bolt 1-706045-X Bearing kit (outer) 1-706060-X Bearing kit (inner) | 1 | ★ D2TZ 4215-C | 4215 Differential parts kit — Cont'd. Axle model 70B 70HD—"From Ser. W20,001"—1975/ Exc. axle # ED-D6TA-ANC, ATC, D8TA-EA, FA, MB,MC,NB,NC,VA,YA,AAA, D9TA-AAA, ABA, ACA, ADA, BDA, BEA, BFA, BJA, BKA, CGA, CHA r/b D8TZ 4215-A Consists of 1-C1TZ 4036-A Gasket 1-D2TZ 4211-A Shaft 2-D2TZ 4215-A Pinion 2-B5D 4228-A Washer (gear) 2-D2TZ 4230-A Washer (pinion) 2-D5TZ 4236-D Gear 1-D2TZ 4241-A Pin 12-354846-S Bolt |
| 1 | D3TZ 4209-R | 4.56 ratio—axle model 70HD Consists of 1-C4TZ 4067-D Shim kit 1-D3TZ 4209-A Gear & pinion 1-B5D 4670-A Slinger 1-C8TZ 4670-A Baffle 1-D6TZ 4676-B Seal 12-354846-S Bolt 1-706045-X Bearing kit (outer) 1-706060-X Bearing kit (inner) | 1 | D8TZ 4215-A | Axle model 70B—use with axle # ED-D6TA-ANC, ATC, D8TA-EA,FA, MB,MC,NB,NC,VA,YA,AAA, D9TA-AAA, ABA, ACA, ADA, BDA, BEA, BFA, BJA, BKA, CGA, CHA consists of 1-C1TZ 4036-A Gasket 1-D2TZ 4211-A Shaft 2-D2TZ 4215-A Pinion 2-B5D 4228-A Washer (gear) 2-D2TZ 4230-A Washer (pinion) 2-D5TZ 4236-D Gear 1-D2TZ 4241-A Pin 12-354846-S Bolt 1-FW 74-109 Instruction Sheet |
| 1 | D3TZ 4209-L | 4.88 ratio Consists of 1-C4TZ 4067-E Shim kit 1-D3TZ 4209-B Gear & pinion 1-B5D 4670-A Slinger (outer) 1-C8TZ 4670-A Baffle 1-D5TZ 4670-A Slinger (inner) 1-D6TZ 4676-B Seal 1-354846-S Bolt 1-706045-X Bearing kit (outer) 1-706060-X Bearing kit (inner) | 2 | TCAA 1244-A | Cone & roller (differential bearing)— # 387A |
| 12 | 354846-S2(BB-242) | Bolt (gear to case)—1/2"—20 x 1 3/32" also serviced in kits— group 4204,4209,4215 | 2 | B5D 4222-A | Cup (diff. bearing)—# 382-S |
| 1 | D2TZ 4211-A | Shaft (pinion)—1 1/8" dia. x 6 3/4" long Also serviced in kit—group 4215,4237 | 2 | B5D 4228-A | Washer (diff. side gear thrust)— also serviced in kit—group 4215,4237 |
| | 4215 | Pinion (differential)—serviced in kit—group 4215,4237 | 2 | D2TZ 4230-A | Washer (diff. pinion thrust)— also serviced in kit—group 4215,4237 |
| 1 | D2TZ 4215-B | 4215 Differential parts kit Axle model 70B—"Before Ser. W20,001"—1973/75 Consists of 1-C1TZ 4036-A Gasket 1-D2TZ 4211-A Shaft 2-D2TZ 4215-A Pinion 2-B5D 4228-A Washer (gear) 2-D2TZ 4230-A Washer (pinion) 2-D2TZ 4236-A Gear 1-D2TZ 4241-A Pin 12-354846-S Bolt | 1 | 4234 | Shaft assy. |
| | | | 1 | D5UZ 4234-E | E350-R.H.—use w/single rear wheels—35 splines—1975/ |
| | | | 1 | D5UZ 4234-C | E350-R.H.—use w/dual rear wheels—35 splines—1975 |
| | | | 1 | D5UZ 4234-F | E350-R.H.—use w/dual rear wheels—35 splines—1976/ |
| | | | 1 | D5UZ 4234-F | E350-L.H.—use w/single rear wheels—35 splines—1975/ |
| | | | 1 | D5UZ 4234-D | E350-L.H.—use w/dual rear wheels—35 splines—1975/ |
| | | | 2 | C9TZ 4234-D | F350,P350/400 — 23 splines— "Before Ser. W20,001"—1973/75 |
| | | | 2 | D5TZ 4234-B | F350,P350/400—35 splines— "From Ser. W20,001"—1975/ |
| | | | AR | 384238-S100 (BB-429-UQ) | Bolt (shaft to hub)—7/16"—14 x 1 3/8" |
| | | | | 4236 | Gear (diff. side)—serviced in kit— group 4215 |

1973/79
TRUCK SERIES 100/500

| QTY. | PART NUMBER | DESCRIPTION | QTY. | PART NUMBER | DESCRIPTION |
|---|----------------|---|------|--------------------|---|
| DANA (SPICER) REAR AXLE SERVICE PARTS LIST NO. 176 — Cont'd | | | | | |
| 70B,70HD (NON-LOCKING) | | | | | |
| Note: ⊕ Also serviced in kit — group 4237 | | | | | |
| 1 | D2TZ 4241-A | Pin (diff. gear shaft lock)—7/32" O.D. x 2" long—also serviced in kit—group 4215,4237 | | 4670 | Slinger (driving pinion shaft) oil Also Serviced in Kit Group 4209 |
| 10 | C6TZ 4346-C | Bolt (cover hsg.)—3/8"—16 x 21/32" tap-tite—also serviced in kit—group 4033 | 1 | B5D 4670-A | Outer—1 1/4" I.D. x 2 27/32 O.D. x 1/32" thick |
| 10 | 44727-S8(X-24) | Washer (cover to hsg. bolt)—3/8" I.D. x 7/8" O.D. x 1/16" thick | 1 | D5TZ 4670-A | Inner—1 13/16" I.D. x 4 1/2" O.D. x 1/32" thick |
| | 4616 | Cup (driving pinion bearing)—also serviced in kit—group 4209 | | 4672 | Shim (driving pinion front bearing)—serviced in kit—group 4067 |
| 1 | B5A 4616-B | Front—# HM88510 | 1 | ★D6TZ 4676-B | Seal (driving pinion oil)—also serviced in kit—group 4209—3 5/32" O.D.—double lip—r/b E0TZ 4676-A(4/80) |
| 1 | B8QH 4616-C | Rear—# HM807010 | 1 | E0TZ 4676-A | Seal (driving pinion oil)—3 5/32" O.D.—1 7/8" shaft dia.—also serviced in kit—group 4209 |
| 1 | B5A 4621-B | Cone & roller (driving pinion)—front—# HM88542—also serviced in kit—group 4209 | | 4851 | Flange assy. (u/joint)—axle end |
| 1 | C1TT 4630-C | Cone & roller (driving pinion)—rear—# HM807040—also serviced in kit—group 4209 | 1 | D0TZ 4851-B | 1310 size |
| 1 | C8TZ 4670-A | Baffle (drive pinion oil)—rear—1 13/16" I.D. x 4 7/16" O.D. — also serviced in kit—group 4209 | 1 | D0TZ 4851-A | 1330 size—1973/78 |
| | | | 1 | D8TZ 4851-A | 1330 size — 1979 |
| | | | 1 | D4TZ 4851-A | 1350 size |
| | | | 1 | 354845-S8(MM-146)- | Nut (u/joint flange to pinion)—also serviced in kits—group 4067,4209-7/8"—14 |
| | | | 1 | 372632-S(XX-256) | Washer—flat—also serviced in kits—group 4067,4209-7/8" I.D. x 1 5/8" O.D. |

DANA (SPICER) REAR AXLE SERVICE PARTS LIST NO. 177
70B,70HD (LOCKING)

| | | | | | |
|---|-------------|--|---|------------------|--|
| | 4010 | Housing assy. | | 4010 | Housing assy. — Cont'd |
| 1 | D5UZ 4010-B | E350 (single rear wheels)—# 29042X—use with # D5UA-AKA, ATA | 1 | D9TZ 4010-D | F350 (Regular Cab)—# 70796X—use with # D9TA-BMA |
| 1 | D9UZ 4010-B | E350 (single rear wheels)—# 70785X—use with # D9TA-BHA | 1 | D4TZ 4010-D | F350 (Super Cab)—# 28896X—use with # D4TA-BTA, BVA, D5TA-LJB, D6TA-ALC |
| 1 | D5UZ 4010-C | E350 (dual rear wheels)—# 29037X—use with # D5UA-BUA, JJA | 1 | D9TZ 4010-C | F350 (Super Cab)—# 70592X, 70790X—Use with # D8TA-ABA, D9TA-BLA |
| 1 | D3TZ 4010-E | F350 (Regular Cab)—# 28095X—use with # D3TA-AMA, D4TA-RA, TA, D5TA-KRB-KUB-KYB, D6TA-ASC,AYC | 4 | 355765-S(BB-196) | Bolt (diff. brg. cap to hsg.)—1/2"—13 x 2 1/4" |
| 1 | D8TZ 4010-B | F350 (Regular Cab)—# 70595X—use with # D8TA-ZA | 1 | 358048-S(PP-43) | Plug (drain)—3/4"—14 |

1973/79
TRUCK SERIES 100/500

| QTY. | PART NUMBER | DESCRIPTION | QTY. | PART NUMBER | DESCRIPTION |
|---|--------------------|---|------|--------------|--|
| DANA (SPICER) REAR AXLE SERVICE PARTS LIST NO. 177 — Cont'd | | | | | |
| 70B,70HD (LOCKING) | | | | | |
| 1 | D6TZ 4033-A | 4033 Cover Kit (axle housing) Axle model 70B Consists of 1-29948-X Cover 1-38615 3 oz Silicone gasket 10-C6TZ 4346-C Bolt 1-FW 74-109 Instruction Sheet | 1 | ★C4TZ 4067-E | 4067 Differential & pinion shim kit— also serviced in kit—group 4209 Axle model 70B—exc. axle #D8TA-ZA, ABA, D9TA-BHA, BLA, BMA r/b D8TZ 4067-B(4/80) Consists of 1-C1TZ 4036-A Gasket 2-B5D 4067-A .003" Shim 2-B5D 4067-B .005" Shim 2-B5D 4067-C .010" Shim 2-B5D 4067-D .030" Shim 3-C1TT 4109-C .003" Shim 3-C1TT 4109-B .005" Shim 2-C1TT 4109-A .010" Shim 2-B5D 4672-A .003" Shim 2-B5D 4672-B .005" Shim 2-B5D 4672-C .010" Shim 2-B5D 4672-D .030" Shim 1-354845-S Nut 1-372632-S Washer |
| 1 | D6TZ 4033-B | Axle model 70HD Consists of 1-21093-X Cover 1-38615 3 oz. Silicone gasket 10-C6TZ 4346-C Bolt 1-FW 74-109 Instruction Sheet | 1 | D8TZ 4067-B | Axle model 70B—use with axle #D8TA-ZA, ABA, D9TA-BHA, BLA, BMA consists of 1-C1TZ 4036-A Gasket 2-B5D 4067-A .003" Shim 2-B5D 4067-B .005" Shim 2-B5D 4067-C .010" Shim 2-B5D 4067-D .030" Shim 3-C1TT 4109-C .003" Shim 3-C1TT 4109-B .005" Shim 2-C1TT 4109-A .010" Shim 2-B5D 4672-A .003" Shim 2-B5D 4672-B .005" Shim 2-B5D 4672-C .010" Shim 2-B5D 4672-D .030" Shim 1-354845-S Nut 1-372632-S Washer 1-38615 3 oz. silicone gasket 1-FW74-109 Instruction sheet |
| 1 | C1TZ 4036-A | Gasket (cover to housing)— also serviced in kits—group 4033,4067,4215 | 1 | C4TZ 4067-D | Axle model 70HD Consists of 1-C1TZ 4036-A Gasket 2-B5D 4067-A .003" Shim 2-B5D 4067-B .005" Shim 2-B5D 4067-C .010" Shim 2-B5D 4067-D .030" Shim 3-C1TT 4109-C .003" Shim 3-C1TT 4109-B .005" Shim 2-C1TT 4109-A .010" Shim 2-B5D 4672-A .003" Shim 2-B5D 4672-B .005" Shim 2-B5D 4672-C .010" Shim 2-B5D 4672-D .030" Shim 1-354845-S Nut 1-372632-S Washer 2-34848-10 Spacer 2-34848-28 Spacer |
| 1 | 353051-S (PP-32) | Plug (filler)—steel—3/4"—14 | | | |
| 1 | 387058-S (PP-99-H) | Plug (filler) — rubber — 1 1/8" | | | |
| | 4067 | Shim (differential bearing) — serviced in kit—group 4067 | | | |
| 1 | C4TZ 4067-C | 4067 Bearing adjusting shim kit (diff.)— Also serviced in kit—group 4204 Exc. axle #D8TA-ZA, ABA, D9TA-BHA, BLA, BMA Consists of 1-C1TZ 4036-A Gasket 2-B5D 4067-A .003" Shim 2-B5D 4067-B .005" Shim 2-B5D 4067-C .010" Shim 2-B5D 4067-D .030" Shim | 1 | | |
| 1 | D8TZ 4067-A | Use with axle #D8TA-ZA, ABA, D9TA-BHA, BLA, BMA consists of 1-C1TZ 4036-A Gasket 2-B5D 4067-A .003" Shim 2-B5D 4067-B .005" Shim 2-B5D 4067-C .010" Shim 2-B5D 4067-D .030" Shim 1-38615 3 oz. silicone gasket 1-FW74-109 Instruction sheet | | | |

1973/79
TRUCK SERIES 100/500

| QTY. | PART NUMBER | DESCRIPTION | QTY. | PART NUMBER | DESCRIPTION |
|---|----------------|---|------|-------------------|---|
| DANA (SPICER) REAR AXLE SERVICE PARTS LIST NO. 177 — Cont'd | | | | | |
| 70B,70HD (LOCKING) | | | | | |
| | 4109 | Shim (pinion bearing adjusting)—also serviced in kit—group 4067 | | 4209 | Ring gear and pinion kit — Cont'd |
| 2 | ★ C1TT 4109-C | .003" thick—r/b 4067 kits | 1 | ★ D3TZ 4209-M | 4.10 ratio—axle model 70B—exc. axle # D8TA—ZA, ABA, D9TA—BHA, BLA, BMA |
| 2 | C1TT 4109-B | .005" thick | | | r/b D8TZ 4209-C(4/80) |
| 2 | ★ C1TT 4109-A | .010" thick—r/b 4067 kits | | | Consists of |
| | 4200 | Differential assy. — Refer to group in section 40 | | | 1—C4TZ 4067-E Shim kit |
| | 4204 | Case assy. (diff.)—serviced in kit—group 4204 | | | 1—D3TZ 4209-D Gear & pinion |
| | 4204 | Case kit (differential) | | | 1—B5D 4670-A Slinger (outer) |
| 1 | ★ C7TZ 4204-B | Exc. axle # D8TA—ZA, ABA, D9TA—BHA, BLA, BMA | | | 1—C8TZ 4670-A Baffle |
| | | r/b D8TZ 4204-D(4/80) | | | 1—D5TZ 4670-A Slinger (inner) |
| | | Consists of | | | 1—D6TZ 4676-B Seal |
| | | 1—C4TZ 4067-C Shim kit | | | 12—354846-S Bolt |
| | | 1—C7TZ 4204-A Case assy. | | | 1—706045-X Bearing kit (outer) |
| | | 12—354846-S Bolt | | | 1—706060-X Bearing kit (inner) |
| 1 | D8TZ 4204-D | Use with axle # D8TA—ZA, ABA, D9TA—BHA, BLA, BMA | 1 | D8TZ 4209-C | 4.10 ratio—axle model 70B—use with axle # D8TA—ZA, ABA, D9TA—BHA, BLA, BMA |
| | | consists of | | | Consists of |
| | | 1—D8TZ 4067-A Shim kit | | | 1—D8TZ 4067-B Shim kit |
| | | 1—C7TZ 4204-A Case assy. | | | 1—D3TZ 4209-D Gear & pinion |
| | | 12—354846-S Bolt | | | 1—B5D 4670-A Slinger (outer) |
| | 4209 | Ring gear & pinion set—serviced in kit—group 4209 | | | 1—C8TZ 4670-A Baffle |
| | 4209 | Ring gear and pinion kit | | | 1—D5TZ 4670-A Slinger (inner) |
| 1 | ★ C8TZ 4209-AE | 3.73 ratio—r/b D8TZ 4209-A(4/80) | | | 1—D6TZ 4676-B Seal |
| | | Consists of | | | 12—354846-S Bolt |
| | | 1—C4TZ 4067-E Shim kit | | | 1—706045-X Bearing kit (outer) |
| | | 1—C8TZ 4209-A Gear & pinion | | | 1—706060-X Bearing kit (inner) |
| | | 1—B5D 4670-A Slinger (outer) | | | 4.10 ratio—axle model 70HD |
| | | 1—C8TZ 4670-A Baffle | | | Consists of |
| | | 1—D5TZ 4670-A Slinger (inner) | | | 1—C4TZ 4067-D Shim kit |
| | | 1—D6TZ 4676-B Seal | | | 1—D3TZ 4209-D Gear & pinion |
| | | 12—354846-S Bolt | | | 1—B5D 4670-A Slinger (outer) |
| | | 1—706045-X Bearing kit (outer) | | | 1—C8TZ 4670-A Baffle |
| | | 1—706060-X Bearing kit (inner) | | | 1—D6TZ 4676-B Seal |
| | | 3.73 ratio | | | 12—354846-S Bolt |
| | | Consists of | | | 1—706045-X Bearing kit (outer) |
| | | 1—D8TZ 4067-B Shim kit | | | 1—706060-X Bearing kit (inner) |
| | | 1—C8TZ 4209-A Gear & pinion | 12 | 354846-S2(BB-242) | Bolt (gear to case)—1/2"—20 x 1 3/32"—also serviced in kits—groups 4204,4209,4215 |
| | | 1—B5D 4670-A Slinger (outer) | 2 | B9TT 4211-A | Shaft (pinion)—also serviced in kit—group 4215 |
| | | 1—C8TZ 4670-A Baffle | | 4215 | Pinion (differential)—serviced in kit—group 4215 |
| | | 1—D5TZ 4670-A Slinger (inner) | | | |
| | | 1—D6TZ 4676-B Seal | | | |
| | | 12—354846-S Bolt | | | |
| | | 1—706045-X Bearing kit (outer) | | | |
| | | 1—706060-X Bearing kit (inner) | | | |

**1973/79
TRUCK SERIES 100/500**

| QTY. | PART NUMBER | DESCRIPTION | QTY. | PART NUMBER | DESCRIPTION |
|---|----------------------------|---|------|-------------------|---|
| DANA (SPICER) REAR AXLE SERVICE PARTS LIST NO. 177 -- Cont'd | | | | | |
| 70B,70HD (LOCKING) | | | | | |
| 1 | C7TZ 4215-B | Differential parts kit Axle model 70B--" Before Ser. W20,001"--1973/75 Consists of 1-C1TZ 4036-A Gasket 2-B9TT 4211-A Shaft 4-B9TZ 4215-A Pinion 2-C7TZ 4236-A Gear 1-B9TZ 4880-B Disc & plate kit 2-C7TZ 4946-A Hub 12-354846-S Bolt | 1 | 4616 | Cup (pinion bearing)- also serviced in kit-group 4209 |
| 1 | D8TZ 4215-B | Axle model 70B,70HD- "From Ser. W20,001"--1975/ consists of 1-C1TZ 4036-A Gasket 2-B9TT 4211-A Shaft 4-B9TZ 4215-A Pinion 2-D5TZ 4236-C Gear 1-B9TZ 4880-B Disc & plate kit 1-D5TZ 4946-A Hub 1-38615 3 oz. silicone gasket 1-FW 74-109 Instruction Sheet | 1 | B5A 4616-B | Front- # HM88510 |
| | | | 1 | B8QH 4616-C | Rear- # HM807010 |
| | | | 1 | B5A 4621-B | Cone & roller (driving pinion bearing)-front- # HM88542-also serviced in kit-group 4209 |
| | | | 1 | C1TT 4630-C | Cone & roller (driving pinion bearing)-rear- # HM807040-also serviced in kit-group 4209 |
| | | | | 4670 | Slinger (drive pinion shaft) oil- also serviced in kit-group 4209 |
| | | | 1 | B5D 4670-A | Outer-1 1/4" I.D. x 2 27/32" O.D. x 1/32" thick |
| | | | 1 | D5TZ 4670-A | Inner-1 13/16" I.D. x 4 1/2" O.D. x 1/32" thick |
| | | | 1 | C8TZ 4670-A | Baffle (pinion bearing oil)-1 13/16" I.D. x 4 7/64" O.D. x 1/64" thick-also serviced in kit-group 4209 |
| | | | | 4672 | Shim (driving pinion front bearing)- serviced in kit-group 4067 |
| | | | 1 | ★ D6TZ 4676-B | Seal (driving pinion oil)-also serviced in kit-group 4209-3 5/32" O.D.-double lip-r/b E0TZ 4676-A(4/80) |
| 8 | C0TZ 4216-A | Bolt (diff. case) - 7/16" - 14 x 3 1/2" | 1 | E0TZ 4676-A | Seal (driving pinion oil)-3 5/32" O.D.-1 7/8" shaft dia.-also serviced in kit-group 4209 |
| 2 | TCAA 1244-A | Cone & roller (differential bearing)- # 387A | | 4851 | Flange assy. (u/joint) |
| 2 | B5D 4222-A | Cup (diff. bearing)- # 382-S | 1 | D0TZ 4851-A | 1330 size |
| | 4234 | Shaft Assy. | 1 | D4TZ 4851-A | 1350 size |
| 1 | D5UZ 4234-E | E350-R.H.-use w/single rear wheels-35 splines-1975/ | 1 | 354845-S8(MM-146) | Nut (u/joint flange to pinion)-also serviced in kits-group 4067,4209-7/8"-14 |
| 1 | D5UZ 4234-C | E350-R.H.-use w/dual rear wheels-35 splines-1975/ | 1 | 372632-S(XX-256) | Washer-(flat)-also serviced in kits-group 4067,4209-7/8" I.D. x 1 5/8" O.D. |
| 1 | D5UZ 4234-F | E350-L.H.-use w/single rear wheels-35 splines-1975/ | 1 | 72071-S(N-54) | Cotter pin (nut to pinion)-1/8 x 1 1/2" |
| 1 | D5UZ 4234-D | E350-L.H.-use w/dual rear wheels-35 splines-1975/ | 1 | B9TZ 4880-B | Locking differential kit- also serviced in kit-group 4215 consists of-6 plates and 4 discs |
| 2 | C9TZ 4234-D | F350,P350/400-23 splines- "Before Ser. W20,001"--1973/75 | | 4946 | Hub (diff. clutch)- also serviced in kit-group 4215 |
| 2 | D5TZ 4234-B | F350,P350/400-35 splines- "From Ser. W20,001"--1975/ | 2 | C7TZ 4946-A | 23 internal and 28 external splines- "Before Ser. W20,001" - 1973/75 |
| AR | 384238-S100 (BB-429-UQ) | Bolt (shaft to hub)-7/16"-14 x 1 3/8" | 2 | D5TZ 4946-A | 28 internal splines- "From Ser. W20,001" - 1975/ |
| | 4236 | Gear (Diff. Side)-serviced in kit-group 4215 | | | |
| 10 | C6TZ 4346-C | Bolt (cover hsg.)-3/8"-16 x 21/32" taptite-also serviced in kit-group 4033 | | | |
| 10 | 44727-S8(X-24) | Washer (cover to hsg. bolt)-3/8" I.D. x 7/8" O.D. x 1/16" thick | | | |
| FORD WFE (LOCKING) REAR AXLE SERVICE PARTS LIST NO. 181 | | | | | |
| | 1001- | Gasket (backing plate)- Refer to group 1001 in section10 | | 1177 | Seal assy. (rear wheel bearing oil)- Refer to group 1177 in section 11 |

1973/79
TRUCK SERIES 100/500

| QTY. | PART NUMBER | DESCRIPTION | QTY. | PART NUMBER | DESCRIPTION |
|---|--------------------|--|------|----------------|--|
| FORD WFE (LOCKING) REAR AXLE SERVICE PARTS LIST NO. 181 — Cont'd | | | | | |
| | 1180 | Retainer (rear wheel bearing inner)—Refer to group 1180 in section 11 | 2 | C9AZ 4221-A | Cone and roller (differential bearing) # LM 102949 |
| | 1225 | Bearing (rear wheel)—refer to group 1225 in section 11 | 2 | C9AZ 4222-A | Cup (differential bearing)— # LM 102910 |
| | 4010 | Housing assy. | 2 | C90Z 4228-A | Washer (differential side gear thrust)—1 25/32" I.D. x 2 27/32" O.D. |
| 1 | D4TZ 4010-B | w/Straight roller bearing—1973/74 | 4 | C90Z 4230-A | Washer (differential pinion thrust)—3/4" I.D. x 1 7/16" O.D.—also serviced in kit—group 4215 |
| 1 | D4TZ 4010-E | Use with WFE—w/ball bearing or timken tapered roller bearing—1973/78 | | | |
| 8 | 354530-S(MM-155) | Nut (retainer to hsg.)—locking—1/2"—20 | | | |
| | 4020 | Retainer (wheel bearing) | | 4234 | Shaft assy. |
| 2 | C6AZ 4020-A | use with WFE—A— | 2 | D3TZ 4234-K | Use with WFE—A |
| | | "Before Ser. Q80,001" | 2 | D4TZ 4234-D | Use with WFE—M |
| 2 | D3AZ 4020-A | use with WFE—A, AD & AH | 2 | D6TZ 4234-B | Use with WFE—AD & AH |
| | | "From Ser. Q80,001" | 2 | D6TZ 4234-C | Use with WFE—AF & AG |
| 2 | D4AZ 4020-A | Use with WFE—M— | 1 | C9AZ 4236-A | Gear kit (differential side) Consists of |
| | | "Before Ser. S60,001" | 1 | D8AW 4236-BA | Gear—21/32" long |
| 2 | D4AZ 4020-B | Use with WFE—M, AF & AG | 1 | D8AW 4236-CA | Gear—1 3/16" long |
| | | "From Ser. S60,001" | 2 | C90Z 4228-A | Thrust washers |
| 1 | D10Z 4022-A | Vent (housing)—7/16"—20 x 2 1/8" | 4 | D00Z 4A323-A | Guide (differential clutch plate) |
| 1 | D3SZ 4026-A | Differential assy. (traction-look) | 1 | C80Z 4A324-A | Shim kit (differential clutch)— Consists of |
| 1 | D5AZ 4035-A | Gasket (differential carrier) | 4 | C90W 4A324-E | Shim—.010" thick |
| 2 | B7AZ 4067-A | Adjuster (diff. brg.)—2 31/32"—16 | 2 | C90W 4A324-F | Shim—.005" thick |
| 1 | D7AZ 4141-A | Carrier assy. (differential)—2.75 thru 3.70 ratio | 1 | C80Z 4A325-B | Plate (differential clutch)—composite |
| 4 | 46108-S(B-271-D) | Bolt (brg. cap to carrier)—1/2"—13 x 2 1/8" self-locking | 2 | C80Z 4A326-A | Plate (differential clutch spring preload) |
| 1 | 87675-S(P-17) | Plug filler—1/2"—14 | | 4347 | Bolt (carrier to housing) 3/8"—24 x 1 11/16"— "Before Ser. BE0,001"—1973/78 |
| 10 | 373820-S(XX-155-A) | Washer (carrier to hsg. bolts)—copper—3/8" flat | 10 | C1AZ 4347-A | 3/8"—24 x 1 9/16"— "From Ser. BE0,001"—1978 |
| 10 | 34445-S(M-80) | Nut (carrier to hsg. stud)—3/8"—24 | 10 | D8AZ 4347-A | 3/8"—24 x 1 9/16"— "From Ser. BE0,001"—1978 |
| 2 | C6AZ 4143-B | Lock (differential bearing adjuster) | 1 | D50Z 4420-A | Seat (Differential Pinion) — Also Serviced in Kit Group 4211 |
| 2 | 350211-S(BB-413) | Bolt (adjuster lock to carrier)—5/16"—18 x 7/16" self-locking | 1 | D2SZ 4614-A | Retainer and bearing cups (driving pinion) |
| | 4200 | Differential assy. — refer to group in Section 40 | 5 | 42999-S(B-253) | Bolt (retainer to carrier)—self locking—3/8"—16 x 1 1/8" |
| 1 | D3TZ 4204-A | Case assy. (differential) | 2 | B7A 4616-A | Cup (driving pinion bearing)—# M 88010 |
| 2 | 371075-S(BB-98) | Screw (diff. case)—1/4"—20 x 3/4" | 2 | B7A 4621-A | Cone and roller (driving pinion)— # M88048 |
| | 4209 | Ring gear and pinion kit | 1 | C2AZ 4625-B | Bearing (driving pinion pilot)— 1 3/32" I.D. x 1 27/32" O.D. x 21/32" thick |
| 1 | C7AZ 4209-J | 2.75 ratio | 1 | B7AZ 4627-A | Retainer (driving pinion pilot bearing) |
| 1 | COAZ 4209-E | 3.00 ratio | 1 | B7A 4662-A | Spacer (driving pinion bearing)— collapsible—1 5/16" I.D. x 15/32" long |
| 1 | B7AZ 4209-M | 3.70 ratio | 1 | B7A 4669-A | "O" ring (driving pinion bearing retainer)—4 3/4" I.D. |
| | 4211 | Shaft pinion | 1 | D5AZ 4670-A | Slinger (pinion shaft oil) |
| 1 | D3SZ 4211-A | 4 pinion—short shaft kit Consists of 2—D3SW 4419—A Shaft 1—D50Z 4420—A Seat 3—305105—S Pin | 1 | D4AZ 4676-A | Seal (driving pinion oil) |
| | | 2 pinion—long shaft kit Consists of 1—C9AW 4211—A Shaft 1—305105—S Pin | 1 | D4TZ 4851-D | Flange assy. (universal joint)—axle end—1310 size |
| 1 | B7AZ 4211-A | 2 pinion—long shaft kit Consists of 1—C9AW 4211—A Shaft 1—305105—S Pin | 1 | 4859 | Deflector (driving pinion oil seal) 1973/74 |
| 4 | D0AZ 4214-A | Spring (differential clutch)—8 coils—1 1/16" long | 1 | D2AZ 4859-A | 1975/78 |
| 1 | C80Z 4215-A | Pinion kit Consists of | 4 | C80Z 4945-B | Disc (differential clutch)— 3 3/4" I.D. x 4 7/8" O.D. x 1/16" thick—46 splines |
| 4 | D8AW 4215-BA | Pinion | 1 | 4859 | Deflector (driving pinion oil seal) 1973/74 |
| 10 | D80Z 4216-A | Bolt (diff. case)—self-locking—7/16"—20 x 1 7/32" | 1 | D2SZ 4859-A | 1975/78 |
| 10 | 356214-S(XX-162) | Washer (diff. case bolt)—flat—7/16" | | | |

**1973/79
TRUCK SERIES 100/500**

| QTY. | PART NUMBER | DESCRIPTION | QTY. | PART NUMBER | DESCRIPTION |
|--|---------------------|--|------|------------------|--|
| FORD WFE (LOCKING) REAR AXLE SERVICE PARTS LIST NO. 181 — Cont'd | | | | | |
| 1 | C90Z 4946-B | Hub (differential gear clutch)—4 7/8" O.D.—41 teeth—28 splines | 4 | C80Z 4947-A | Plate (differential gear clutch)—3 3/4" I.D. x 4 7/8" O.D. x 1/16" thick |
| FORD WFE (LOCKING) AXLE SERVICE PARTS LIST NO. 184 | | | | | |
| NOTE 1 — TO OBTAIN CORRECT PART FOR ALL 1979 VEHICLES, YOU MUST MEASURE THE BRAKE BACKING PLATE BOLT TO SEE IF VEHICLE HAS 1/2" OR 3/8" BOLTS AND ORDER PART THAT IS RESTRICTED WITH THE CORRECT BOLT SIZE DIAMETER | | | | | |
| | 1001 | Gasket (backing plate)—1973—Refer to group 1001 in Section 10 | 2 | C6AZ 4143-B | Lock (diff. bearing adjuster) |
| | 1177 | Seal assy. (rear wheel bearing oil)—Refer to group 1177 in Section 11 | 2 | 350211-S(BB-143) | Bolt (adjuster lock to carrier)—5/16"—18 x 7/16" self-locking |
| | 1180 | Retainer (rear wheel bearing oil)—Refer to group 1180 in Section 11 | | 4200 | Differential assy.—refer to group in Section 40 |
| | 1225 | Bearing (rear wheel)—refer to group 1225 in Section 11 | 1 | D3TZ 4204-A | Case assy. (differential) |
| | 4010 | Housing assy. 1/2" Brake backing plate—w/straight roller bearing—1973/74 | 2 | 371075-S(BB-98) | Screw (diff. case)—1/4"—20 x 3/4" |
| 1 | D4TZ 4010-B | w/straight roller bearing—1973/74 | | 4209 | Ring gear & pinion kit |
| 1 | D4TZ 4010-E | w/ball bearing or timken tapered-roller bearing—1974/78 | 1 | C7AZ 4209-J | 2.75 ratio |
| | | 3/8" Brake backing plate bolt—NOTE 1—1979—w/ball bearing or timken tapered-roller bearing—use with WFE—AU,AV,AW & AX—"Before Ser. EC0,001" | 1 | COAZ 4209-E | 3.00 ratio |
| 1 | D8TZ 4010-A | W/ball bearing or timken tapered-roller bearing—use with WFE—AU,AV,AW & AX—"From Ser. EC0,001" | 1 | B8AZ 4209-C | 3.25 ratio |
| 1 | D9TZ 4010-F | 1/2" Brake backing plate bolt—NOTE 1—1979—w/ball bearing or timken tapered-roller bearing—use with WFE—AU,AV,AW & AX | 1 | C90Z 4209-A | 3.50 ratio |
| 1 | D4TZ 4010-E | Retainer (wheel bearing) 1/2" Brake backing plate— "Before Ser. Q20,001"—1973 "From Ser. Q20,001"—1973 | 1 | B7AZ 4209-M | 3.70 ratio |
| | 4020 | Retainer (wheel bearing) 1/2" Brake backing plate— "Before Ser. S60,001"—1974 "From Ser. S60,001"—1974/78 | 1 | B7AZ 4209-K | 4.11 ratio |
| 2 | C6AZ 4020-A | 3/8" Brake backing plate bolt—NOTE 1—1979—Use with WFE—AU,AV,AW & AX | | 4211 | Shaft (pinion) |
| 2 | D3TZ 4020-A | 1/2" Brake backing plate bolt—NOTE 1—1979—Use with WFE—AU,AV,AW & AX | 1 | D3SZ 4211-A | 4 pinion—short shaft kit Consists of 2—D3SW 4419-A Shaft 1—D50Z 4420-A Seat 3—305105-S Pin |
| 2 | D4AZ 4020-A | 1/2" Brake backing plate bolt—NOTE 1—1979—Use with WFE—AU,AV,AW & AX | 1 | B7AZ 4211-A | 2 pinion—long shaft kit—incl. 1—C9AW 4211-A shaft & 1—305105-S pin |
| 2 | D4AZ 4020-B | 1/2" Brake backing plate bolt—NOTE 1—1979—Use with WFE—AU,AV,AW & AX | 4 | D0AZ 4214-A | Spring (diff. clutch)—8 coils—1 1/16" long |
| 2 | D8AZ 4020-A | 1/2" Brake backing plate bolt—NOTE 1—1979—Use with WFE—AU,AV,AW & AX | 1 | C80Z 4215-A | Pinion kit Consists of 4—D8AW 4215—BA Pinion 4—C90Z 4230-A Thrust washer |
| 2 | D4AZ 4020-B | 1/2" Brake backing plate bolt—NOTE 1—1979—Use with WFE—AU,AV,AW & AX | 10 | D80Z 4216-A | Bolt (diff. case)—self-locking—7/16"—20 x 1 7/32" |
| 1 | D10Z 4022-A | Vent (housing)—7/16"—20 x 2 1/8" | 10 | 356214-S(XX-162) | Washer (diff. case bolt)—flat—7/16" |
| 1 | D4TZ 4026-A | Differential assy. (traction-loc) | 2 | C9AZ 4221-A | Cone & roller (diff. bearing)—# LM102949 |
| 1 | D5AZ 4035-A | Gasket (differential carrier) | 2 | C9AZ 4222-A | Cup (diff. bearing)—# LM102910 |
| 2 | B7AZ 4067-A | Adjuster (diff. bearing)—2 31/32"—16 thread | 2 | C90Z 4228-A | Washer (diff. side gear thrust)—1 25/32" I.D. x 2 27/32" O.D. |
| | 4141 | Carrier assy. (differential) | 4 | C90Z 4230-A | Washer (diff. pinion thrust)—3/4" I.D. x 1 7/16" O.D.—also serviced in kit—group 4215 |
| 1 | D00Z 4141-B | 1973/76—Daytona axles—# H | | 4234 | Shaft assy. 1/2" Brake backing plate— |
| 1 | D7AZ 4141-A | 1973/—Non—Daytona axles—2.75 thru 3.70 ratio | 2 | D3TZ 4234-P | R.H. & L.H.—1973 |
| 1 | D7TZ 4141-A | 1973/—Non—Daytona axles—4.11 ratio | 2 | D4TZ 4234-B | R.H. & L.H. — "Before Ser. A50,001" — 1974/76 |
| 4 | 46108-S(B-271-D) | Bolt (bearing cap to carrier)—1/2"—13 x 2 1/8" self-locking | 2 | D6TZ 4234-A | R.H. & L.H.— Use with WFE (except AU,AV,AW & AX)— "From Ser. A50,001"—1976/78 |
| 1 | 87675-S(P-17) | Plug filler—1/2"—14 | | | 3/8" Brake backing plate bolt—NOTE 1—1979—R.H. & L.H.—Use with WFE—AU,AV,AW & AX |
| 10 | 373820-S (XX-155-A) | Washer (carrier to hsg. bolts)—copper—3/8" flat | 2 | D8TZ 4234-D | 1/2" Brake backing plate bolt—NOTE 1—1979—R.H. & L.H.—use with WFE—AU,AV,AW & AX |
| 10 | 34445-S(M-80) | Nut (carrier to hsg. stud)—3/8"—24 | 2 | D6TZ 4234-A | 1/2" Brake backing plate bolt—NOTE 1—1979—R.H. & L.H.—use with WFE—AU,AV,AW & AX |

1973/79
TRUCK SERIES 100/500

| QTY. | PART NUMBER | DESCRIPTION | QTY. | PART NUMBER | DESCRIPTION |
|--|-----------------|---|------|---------------|---|
| FORD WFE (LOCKING) AXLE SERVICE PARTS LIST NO. 184 — Cont'd | | | | | |
| Note 1- TO OBTAIN CORRECT PART FOR ALL 1979 VEHICLES, YOU MUST MEASURE THE BRAKE BACKING PLATE BOLT TO SEE IF VEHICLE HAS 1/2" OR 3/8" BOLTS AND ORDER PART THAT IS RESTRICTED WITH THE CORRECT BOLT SIZE DIAMETER | | | | | |
| 1 | C80Z 4236 | Gear (diff. side) | AR | C4AZ 4662 | Spacer (driving pinion bearing) — Cont'd |
| 1 | C80Z 4236-A | R.H. with hub | | C4AZ 4662-E | .474" thick—use with WFE-F, H, J, J2, K, L, L2, S & S2 |
| 1 | C80Z 4236-B | L.H.—without hub | | C4AZ 4662-F | .476" thick—use with WFE-F, H, J, J2, K, L, L2, S & S2 |
| 4 | D00Z 4A323-A | Guide (differential clutch plate) | AR | C4AZ 4662-L | .477" thick—use with WFE-F, H, J, J2, K, L, L2, S & S2 |
| 1 | C80Z 4A324-A | Shim kit (diff. clutch) | AR | C4AZ 4662-G | .478" thick—use with WFE-F, H, J, J2, K, L, L2, S & S2 |
| | | Consists of | | C4AZ 4662-M | .479" thick—use with WFE-F, H, J, J2, K, L, L2, S & S2 |
| | | 4-C90W 4A324-E Shim .010" thick, | AR | C4AZ 4662-H | .480" thick—use with WFE-F, H, J, J2, K, L, L2, S & S2 |
| | | 2-C90W 4A324-F Shim .005" thick | AR | C4AZ 4662-N | .481" thick—use with WFE-F, H, J, J2, K, L, L2, S & S2 |
| 1 | C80Z 4A325-B | Plate (diff. clutch) | | C4AZ 4662-J | .482" thick—use with WFE-F, H, J, J2, K, L, L2, S & S2 |
| 1 | C80Z 4A326-A | Plate (diff. gear clutch spring preload) | AR | C4AZ 4662-P | .483" thick—use with WFE-F, H, J, J2, K, L, L2, S & S2 |
| 10 | C1AZ 4347 | Bolt (carrier to housing) | AR | C4AZ 4662-K | .484" thick—use with WFE-F, H, J, J2, K, L, L2, S & S2 |
| 10 | D8AZ 4347-A | 3/8"-24 x 1 11/16"- "Before Ser. BE0,001"-1973/78 | AR | C4AZ 4662-R | .485" thick—use with WFE-F, H, J, J2, K, L, L2, S & S2 |
| 10 | D9AZ 4347-B | 3/8"-24 x 1 9/16"- "From Ser. BE0,001"-1978 | AR | C6AZ 4662-A | .486" thick — use with WFE-T |
| 1 | D50Z 4420-A | Seat (Differential Pinion) — Also Serviced in Kit Group 4211 | AR | 1 B7A 4669-A | "O" ring (driving pinion retainer)—4 3/4" I.D. |
| 1 | D2SZ 4614-A | 4614 Retainer & bearing cups— (driving pinion) | AR | 1 D5AZ 4670-A | Slinger (pinion shaft oil) |
| 1 | C3AZ 4614-B | Use with WFE-E, E2, E5, G, R, T, V2, V3, V5, AB, AC, AC5, AK, AR, AS, AU, AV, AW & AX | AR | 1 D4AZ 4676-A | Seal (driving pinion oil) |
| 1 | D20Z 4614-A | Use with WFE-F, H, J, K, L & S | | 4851 | Flange assy. (universal joint)— axle end |
| 5 | 42999-S(BB-253) | Bolt (retainer to carrier)— 3/8"-16 x 1 1/8" self locking | 1 | 1 D4TZ 4851-B | 1310 size—use with WFE-F, H |
| 2 | B7A 4616-A | Cup (driving pinion bearing) | 1 | 1 D4TZ 4851-D | 1310 size—use with WFE-E, E2, E5, G, J, J2, S, S2, T, V2, V5, AC & AC5 |
| 1 | B7A 4616-A | Front & rear—use with WFE (except F, G, H, J, K, L & S)—# M88010 | 1 | 1 D4TZ 4851-C | 1330 size—use with WFE-G2, K, L & L2— "From Ser. U00,001"-1973/75 |
| 1 | TBAA 4616-A | Front—use with WFE-F, G, H, J, K, L & S— # M88010—1973/76 | 1 | 1 D6TZ 4851-A | 1330 size — use with WFE-L, L2, V3, AB, AK, AR & AS—1976/78 |
| 1 | TBAA 4616-A | Rear—use with WFE-F, G, H, J, K, L & S— # HM89410 — 1973/76 | 1 | 1 D9TZ 4851-A | 1330 size—1979 |
| 2 | B7A 4621-A | 4621 Cone & roller (driving pinion) | | 4859 | Deflector (driving pinion oil seal) |
| 1 | B7A 4621-A | Front & rear—use with WFE-E, E2, J2, L2, N, R, S2, T, V2, AB, AC, AU, AV, AW & AX—# M88048 | 1 | 1 D2AZ 4859-A | 1973/74 |
| 1 | TBAA 4621-A | Front—use with WFE-F, G, H, J, K, L & S—M88048 | 1 | 1 D2SZ 4859-A | 1975/ |
| 1 | TBAA 4621-A | Rear—use with WFE-F, G, H, J, K, L & S— # HM89443 | 4 | C80Z 4945-B | Disc (diff. clutch)—3 3/4" I.D. x 4 7/8" O.D. x .062" thick—46 splines |
| 1 | C2AZ 4625-B | Bearing (driving pinion pilot)— 1 3/32" I.D. x 1 27/32" O.D. x 21/32" thick | 1 | C90Z 4946-C | Hub (differential gear clutch)— 4 29/32" O.D.—41 teeth—31 splines |
| 1 | B7AZ 4627-A | 4627 Retainer (driving pinion pilot brg.) | 4 | C80Z 4947-A | Plate (diff. gear clutch)— 3 3/4" I.D. x 4 7/8" O.D. x .050" thick |
| 1 | B7A 4662-A | 4662 Spacer (driving pinion bearing) | | | |
| AR | C4AZ 4662-A | 1 5/16" I.D. x 15/32" long— collapsible—use with WFE (except F, H, J, J2, K, L, L2, S & S2) | | | |
| AR | C4AZ 4662-B | .466" thick—use with WFE-F, H, J, J2, K, L, L2, S & S2 | | | |
| AR | C4AZ 4662-C | .468" thick—use with WFE-F, H, J, J2, K, L, L2, S & S2 | | | |
| AR | C4AZ 4662-D | .470" thick—use with WFE-F, H, J, J2, K, L, L2, S & S2 | | | |
| AR | C4AZ 4662-E | .472" thick—use with WFE-F, H, J, J2, K, L, L2, S & S2 | | | |

**1973/79
TRUCK SERIES 100/500**

| QTY. | PART NUMBER | DESCRIPTION | QTY. | PART NUMBER | DESCRIPTION | |
|--|------------------|--|------|-------------------|---|--|
| DANA (SPICER) 61-1 REAR AXLE SERVICE PARTS LIST NO. 185 (LOCKING) | | | | | | |
| | 4010 | Housing assy. | 10 | 34807-S8(X-66) | Lockwasher-3/8" | |
| 1 | D5UZ 4010-D | E250 - # 29168X - use with # D5UA-EB, VB, MMA, MNA,RDA,D9TA-BVB,BZA | 1 | 353051-S(PP-32) | Plug (filler)-steel-3/4"-14 | |
| 1 | D9UZ 4010-A | E250- # 70804X-use with # D9TA-ATA,BVC,BZB | 1 | 387058-S(PP-99-H) | Plug (filler)-rubber - 1 1/8" | |
| 1 | D3TZ 4010-J | F250-Use with # D4TA-AUA | 1 | C5TZ 4036-B | Gasket (cover to hsg.)-also serviced in kits-group 4033,4067,4215 | |
| 1 | D3TZ 4010-K | F250-Use with # D4TA-DA | | 4067 | Shim (differential bearing)-serviced in kit-group 4067 | |
| 4 | 355765-S(BB-196) | Bolt (cap to carrier)-1/2"-13 x 2 1/8 | | 4067 | Bearing adjusting shim kit (diff.)-also serviced in kits-group 4026, 4204 | |
| 4 | ★34944-S | Lockwasher-1/2" external tooth | 1 | C4TZ 4067-B | Exc. axle # D9TA-ATA,BVB,BVC,BZA,BZB consists of 1-C5TZ 4036-B Gasket 2-B5D 4067-A .003" Shim 2-B5D 4067-B .005" Shim 2-B5D 4067-C .010" Shim 2-B5D 4067-D .030" Shim | |
| 1 | 358048-S(PP-43) | Plug (drain)-3/4"-14 | 1 | D7TZ 4067-C | Use with axle # D9TA-ATA,BVB,BVC,BZA,BZB Consists of 1-C5TZ 4036-B Gasket 2-B5D 4067-A .003" Shim 2-B5D 4067-B .005" Shim 2-B5D 4067-C .010" Shim 2-B5D 4067-D .030" Shim 1-38615 3 oz. silicone gasket 1-FW74-109 Instruction sheet | |
| 1 | D10Z 4022-A | 7/16"-20 x 2 1/8"-E250-1973/ | | 4067 | Differential & pinion shim kit-also serviced in kit-group 4209 exc. axle # D9TA-ATA,BVB,BVC,BZA,BZB Consists of 1-C5TZ 4036-B Gasket 2-B5D 4067-A .003" Shim 2-B5D 4067-B .005" Shim 2-B5D 4067-C .010" Shim 2-B5D 4067-D .030" Shim 3-B5D 4109-A .003" Shim 3-B5D 4109-B .005" Shim 2-B5D 4109-C .010" Shim 2-B5D 4672-A .003" Shim 2-B5D 4672-B .005" Shim 2-B5D 4672-C .010" Shim 2-B5D 4672-D .030" Shim 1-354845-S-Nut 1-372632-S Washer | |
| 1 | D10Z 4022-A | 7/16"-20 x 2 1/8"-F250-1973/75-"Before Ser. W20,001" | | 1 | C4TZ 4067-F | |
| 1 | D6UZ 4022-A | 7/16"-20 x 1 29/32"-F290-1975/"From Ser. W20,001" | | | | |
| 1 | COTT 4022-A | 1/8" pipe thread | | | | |
| 1 | ★D1UZ 4026-A | Differential assy. (traction-lok)-also serviced in kit-group 4026 # 27168-X-use with # D4TA-DA,AUA,D5UA-MMA,MNA r/b D1UZ 4026-E | | | | |
| 1 | ★D1UZ 4026-B | # 27166-X-use with # D5UA-EB, RDA - r/b D1UZ 4026-F | | | | |
| 1 | D1UZ 4026-E | Case assy.(diff.)-traction-lok Use with # D4TA-DA,AUA,D5UA-MMA,MNA Consists of 1-D1UZ 4026-A Case assy. 12-354846-S Bolt 1-C4TZ 4067-B Shim kit 1-706047-X Bearing kit | | | | |
| 1 | D1UZ 4026-F | Use with # D5UA-EB,RDA, D9TA-ATA,BVB,BVC,BZA,BZB Consists of 1-D1UZ 4026-B Case assy. 12-354846-S Bolt 1-C4TZ 4067-B Shim kit 1-706047-X Bearing kit | | | | |
| 1 | D7TZ 4033-C | Cover kit(axle housing) Consists of 1-20373-X Cover 1-38615 3 oz. Silicone gasket 10-C6TZ 4346-C Bolt 1-FW 74-109 Instruction Sheet | | | | |

1973/79
TRUCK SERIES 100/500

| QTY. | PART NUMBER | DESCRIPTION | QTY. | PART NUMBER | DESCRIPTION |
|--|-------------|---|------|-------------------|---|
| DANA (SPICER) 61-1 REAR AXLE SERVICE PARTS LIST NO. 185 — Cont'd (LOCKING) | | | | | |
| | 4067 | Differential & pinion shim kit—also serviced in kit—group 4209 — Cont'd | | 4209 | Ring gear and pinion set—also serviced in kit—group 4209 |
| 1 | D7TZ 4067-D | Use with axle # D9TA-ATA,BVB,BVC,BZA,BZB consists of 1-C5TZ 4036-B Gasket 2-B5D 4067-A .003" Shim 2-B5D 4067-B .005" Shim 2-B5D 4067-C .010" Shim 2-B5D 4067-D .030" Shim 3-B5D 4109-A .003" Shim 2-B5D 4109-B .005" Shim 2-B5D 4109-C .010" Shim 2-B5D 4672-A .003" Shim 2-B5D 4672-B .005" Shim 2-B5D 4672-C .010" Shim 2-B5D 4672-D .030" Shim 1-354845-S Nut 1-372632-S Washer 1-38615 3 oz. Silicone gasket 1-FW74-109 Instruction sheet | 1 | ★ D3TZ 4209-E | 3.31 ratio-r/b D3TZ 4209-P |
| | | | 1 | D5UZ 4209-A | 3.73 ratio |
| | | | 1 | ★ C6TZ 4209-F | 4.10 ratio-r/b C6TZ 4209-AN |
| | 4109 | Shim (pinion bearing adjusting)—serviced in kit—group 4067 | 1 | D8TZ 4209-D | Ring gear and pinion kit 3.31 ratio Consists of 1-D7TZ 4067-D Shim kit 1-D3TZ 4209-E Gear & pinion 1-B5D 4670-A Slinger (outer) 1-C4TZ 4670-A Baffle 1-D0TZ 4676-A Seal 12-354846-S Bolt 1-706045-X Bearing kit (outer pinion) 1-706046-X Bearing kit (inner pinion) |
| | 4200 | Differential assy.—refer to group in Section 40 | 1 | D9UZ 4209-C | 3.54 ratio Consists of 1-D7TZ 4067-D Shim kit 1-B5D 4670-A Slinger (outer) 1-C4TZ 4670-A Baffle 1-D0TZ 4676-A Seal 12-354846-S Bolt 1-70837-X Gear & pinion 1-706045-X Bearing kit (outer pinion) 1-706046-X Bearing kit (inner pinion) |
| | 4204 | Case assy. (differential)—serviced in kit—group 4204 | 1 | D9UZ 4209-D | 3.73 ratio Consists of 1-D7TZ 4067-D Shim kit 1-D5UZ 4209-A Gear & pinion 1-B5D 4670-A Slinger (outer) 1-C4TZ 4670-A Baffle 1-D0TZ 4676-A Seal 12-354846-S Bolt 1-706045-X Bearing kit (outer pinion) 1-706046-X Bearing kit (inner pinion) |
| 1 | D1TZ 4204-F | Case kit (differential) 3.31 ratio Consists of 1-C4TZ 4067-B Shim kit 1-D1TZ 4204-B Case assy. 1-D1TZ 4241-A Pin 12-354846-S Bolt | 1 | D7TZ 4209-F | 4.10 ratio Consists of 1-D7TZ 4067-D Shim kit 1-C6TZ 4209-F Gear & pinion 1-B5D 4670-A Slinger (outer) 1-C6TZ 4670-D Slinger (inner) 1-C4TZ 4670-A Baffle 1-D0TZ 4676-A Seal 12-354846-S Bolt 1-706045-X Bearing kit (outer pinion) 1-706046-X Bearing kit (inner pinion) |
| 1 | D1TZ 4204-E | 3.73, 4.10 ratio—exc. axle # D9TA-ATA, BVB,BVC,BZA,BZB Consists of 1-C4TZ 4067-B Shim kit 1-D1TZ 4204-A Case assy. 1-D1TZ 4241-A Pin 12-354846-S Bolt | 1 | B5D 4211-A | Shaft (pinion)—also serviced in kit—group 4215 |
| 1 | D9UZ 4204-A | 3.54,3.73 ratio—use with axle # D9TA-ATA,BVB,BVC,BZA,BZB Consists of 1-D7TZ 4067-C Shim kit 1-D1TZ 4204-A Case assy. 1-D1TZ 4241-A Pin 12-354846-S Bolt | 12 | 354846-S2(BB-242) | Bolt (gear to case)—1/2"-20 x 1 3/32" also serviced in kits—group 4026,4209,4215 |

**1973/79
TRUCK SERIES 100/500**

| QTY. | PART NUMBER | DESCRIPTION | QTY. | PART NUMBER | DESCRIPTION |
|--|-------------|---|------|-------------------|--|
| DANA (SPICER) 61-1 REAR AXLE SERVICE PARTS LIST NO. 185 -- Cont'd (LOCKING) | | | | | |
| | 4215 | Pinion (differential)-serviced in kit-group 4215 | 1 | B5A 4621-B | Cone & roller (driving pinion)- front- # HM88542-also serviced in kit-group 4209 |
| 1 | D7TZ 4215-D | Differential parts kit Consists of 1-C5TZ 4036-B Gasket 1-B5D 4211-A Shaft 2-D0TZ 4215-A Pinion 2-B5D 4230-A Washer (pinion) 2-D1UZ 4236-A Gear 1-D1TZ 4241-A Pin 1-D1TZ 4880-A Disc & plate kit 1-38615 3 oz. Silicone gasket 12-354846-S Bolt 1-FW74-109 Instruction sheet | 1 | B5D 4630-A | Cone & roller (driving pinion)-also serviced in kit-group 4209 |
| | | | | 4670 | Slinger (driving pinion shaft oil)- also serviced in kit-group 4209 |
| | | | 1 | B5D 4670-A | Outer-1 1/4" I.D. x 2 27/32" O.D. x 1/32" thick |
| | | | 1 | C6TZ 4670-D | Inner-1 11/16" I.D. x 4 1/2" O.D. x 1/32" thick |
| | | | 1 | C4TZ 4670-A | Baffle (drive pinion oil) - also serviced in kit-group 4209 |
| | | | | 4672 | Shim (driving pinion front bearing) - serviced in kit-group 4067 |
| 2 | TCAA 1244-A | Cone & roller (diff. brg.)- #387A | 1 | D0TZ 4676-A | Seal (driving pinion oil) - also serviced in kit-group 4209-3 5/32" O.D.-double lip |
| 2 | B5D 4222-A | Cup (diff. brg.)- #382S | | 4851 | Flange assy. (u/joint) |
| 2 | B5D 4230-A | Washer (diff. pinion thrust)- 57/64" I.D. x 1 27/32" O.D.- also serviced in kit-group 4215 | 1 | D0TZ 4851-B | 1310 Size |
| | 4234 | Shaft assy. | 1 | D0TZ 4851-A | 1330 Size-1973/78 |
| 1 | D5UZ 4234-G | E250.-R.H. | 1 | D8TZ 4851-A | 1330 Size-1979 |
| 1 | D5UZ 4234-H | E250.-L.H. | 1 | D4TZ 4851-A | 1350 Size |
| 2 | D4TZ 4234-A | F250 | 1 | 354845-S8(MM-146) | Locknut (flange to pinion)-also serviced in kits-group 4067,4209-7/8"-14 |
| | 4236 | Gear (differential side)-serviced in kit-group 4215 | 1 | 72071-S(N-54) | Cotter pin-1/8" x 1 1/2" |
| 1 | D1TZ 4241-A | Pin (diff. gear shaft lock)-7/32" dia. x 1 7/8" long- also serviced in kits-group 4204,4215 | 1 | 372632-S(XX-256) | Washer (flange to pinion)-also serviced in kits-group 4067,4209- 7/8" I.D. x 1 5/8" O.D. |
| 10 | C6TZ 4346-C | Bolt (housing cover) - also serviced in kit-group 4033 | 1 | D1TZ 4880-A | Locking differential kit- also serviced in kit-group 4215 incl. 8 plates, 8 discs, 2 spacers, 4 clutch retainer clips |
| | 4616 | Cup (driving pinion bearing)-also serviced in kit-group 4209 | | | |
| 1 | B5A 4616-B | Front- # HM88510 | | | |
| 1 | B6D 4616-A | Rear- # HM803110 | | | |

1973/79
TRUCK SERIES 100/500

| QTY. | PART NUMBER | DESCRIPTION | QTY. | PART NUMBER | DESCRIPTION |
|---|------------------|---|------|-------------------|--|
| DANA (SPICER) 61-1,61-2 REAR AXLE SERVICE PARTS LIST NO. 186 (NON-LOCKING) | | | | | |
| | 4010 | Housing assy. | 10 | 34807-S8(X-66) | Lockwasher-3/8" |
| 1 | D3TZ 4010-K | E250-use with # D5TA-KDB | 1 | 353051-S(PP-32) | Plug (filler)-steel-3/4"-14 |
| 1 | D5UZ 4010-D | E250- # 29168X-use with # D5UA-AB, FB, NB, UB, MKA, MLA, D5UA-RBA,RCA,D8TA-GA, D9TA-BYB,CAA | 1 | 387058-S(PP-99-H) | Plug (filler) - rubber - 1 1/8" |
| 1 | D9UZ 4010-A | E250- # 70804-X-use with # D9TA-AVA,BAA,BYC,CAB,CJA | 1 | C5TZ 4036-B | Gasket (cover to housing)- also serviced in kits-group 4033,4067,4215 |
| 1 | D3TZ 4010-J | F250-Use with # D4TA-ATA, AVA, ED1-D5TA-NEA,NHA | | 4067 | Shim (differential bearing)-serviced in kit-group 4067 |
| 1 | D3TZ 4010-K | F250-Use with # D4TA-AA, CA, ED1-D5TA-NFA,NKA | | 4067 | Bearing adjusting shim kit (diff.)- also serviced in kit-group 4204-5 |
| 1 | D6TZ 4010-B | F250- # 28949X-use with # D5TA-NFA, NKA, D6TA-JZA, KAA | 1 | C4TZ 4067-B | Exc. axle # ED-D6TA-JZA, D8TA-GA,LC,AFA, D9TA-AHA,AVA,BAA,BRB, BRC,BYB,BYC,CAA,CAB,CJA Consists of 1-C5TZ 4036-B Gasket 2-B5D 4067-A .003" Shim 2-B5D 4067-B .005" Shim 2-B5D 4067-C .010" Shim 2-B5D 4067-D .030" Shim |
| 1 | D6TZ 4010-C | F250- # 28968X-use with # D5TA-NEA,NHA, D6TA-FJB,FLB | | | |
| 1 | D8TZ 4010-E | F250- # 70580X-use with # ED-D6TA-JZA, D8TA-LC,AFA,D9TA-BRB | 1 | D7TZ 4067-C | Use with axle # ED-D6TA-JZA, D8TA-GA,LC,AFA,D9TA-AHA,AVA,BAA,BRB, BRC,BYB,BYC,CAA,CAB,CJA consists of 1-C5TZ 4036-B Gasket 2-B5D 4067-A .003" Shim 2-B5D 4067-B .005" Shim 2-B5D 4067-C .010" Shim 2-B5D 4067-D .030" Shim 1-38615 3 oz. silicone gasket 1-FW 74-109 Instruction Sheet |
| 1 | D9TZ 4010-A | F250- # 70760-X-use with # D9TA-AHA,BRC | | | |
| 4 | 355765-S(BB-196) | Bolt (cap to carrier)-1/2"-13 x 2 1/8" | | | |
| 4 | ★ 39944-S | Lockwasher-external tooth-1/2" | | | |
| 1 | 358048-S(PP-43) | Plug (drain)-3/4"-14 | | | |
| | 4022 | Vent (housing) | | | |
| 1 | D10Z 4022-A | 7/16"-20-2 1/8"-E250-1973/ | | | |
| 1 | D10Z 4022-A | 7/16"-20 x 2 1/8"-F250-1973/75- "Before Ser. W20,001" | | | |
| 1 | D6UZ 4022-A | 7/16"-20 x 1 29/32"-F250-1975/- "From Ser. W20,001" | | | |
| 1 | COTT 4022-A | 1/8" pipe thread | | | |
| 1 | D7TZ 4033-C | Cover kit (axle housing) Consists of 1-20373-X Cover 1-38615 3 oz. Silicone gasket 10-C6TZ 4346-C Bolt 1-FW 74-109 Instruction Sheet | | | |

1973/79
TRUCK SERIES 100/500

| QTY. | PART NUMBER | DESCRIPTION | QTY. | PART NUMBER | DESCRIPTION |
|--|-------------|---|------|-------------|---|
| DANA (SPICER) 61-1,61-2 REAR AXLE SERVICE PARTS LIST NO. 186 — Cont'd (NON-LOCKING) | | | | | |
| | 4067 | Differential & pinion shim kit—also serviced in kit—group 4209 | | 4109 | Shim (pinion bearing adjusting)—serviced in kit—group 4067 |
| 1 | C4TZ 4067-F | Exc. axle # ED-D6TA-JZA, D8TA-GA, LC, AFA, D9TA-AHA, AVA, BAA, BRB, BRC, BYB, BYC, CAA, CAB, CJA Consists of 1-C5TZ 4036-B Gasket 2-B5D 4067-A .003" Shim 2-B5D 4067-B .005" Shim 2-B5D 4067-C .010" Shim 2-B5D 4067-D .030" Shim 3-B5D 4109-A .003" Shim 3-B5D 4109-B .005" Shim 2-B5D 4109-C .010" Shim 2-B5D 4672-A .003" Shim 2-B5D 4672-B .005" Shim 2-B5D 4672-C .010" Shim 2-B5D 4672-D .030" Shim 1-354845-S Nut 1-372632-S Washer | | 4200 | Differential assy.—refer to group in Section 40 |
| | | | | 4204-5 | Case assy. (differential)—serviced in kit group 4204-5 |
| | | | 1 | D7TZ 4204-C | Case kit (differential) 3.07, 3.31 ratio consists of 1-D7TZ 4067-C Shim kit 1-C3TZ 4204-G Case 1-D1TZ 4241-A Pin 12-354846-S Bolt |
| | | | 1 | D4TZ 4205-B | 3.54 thru 4.10 ratio—exc. axle # D9TA-AVA, BYB, BYC, CAA, CAB Consists of 1-C4TZ 4067-B Shim kit 1-D4TZ 4205-A Case 1-D1TZ 4241-A Pin 12-354846-S Bolt |
| 1 | D7TZ 4067-D | Use with axle # ED-D6TA-JZA, D8TA-GA, LC, AFA, D9TA-AHA, AVA, BAA, BRB, BRC, BYB, BYC, CAA, CAB, CJA consists of 1-C5TZ 4036-B Gasket 2-B5D 4067-A .003" Shim 2-B5D 4067-B .005" Shim 2-B5D 4067-C .010" Shim 2-B5D 4067-D .030" Shim 3-B5D 4109-A .003" Shim 2-B5D 4109-B .005" Shim 2-B5D 4109-C .010" Shim 2-B5D 4672-A .003" Shim 2-B5D 4672-B .005" Shim 2-B5D 4672-C .010" Shim 2-B5D 4672-D .030" Shim 1-354845-S Nut 1-372632-S Washer 1-38615 3 oz. silicone gasket 1-FW 74-109 Instruction Sheet | 1 | D9UZ 4205-A | 3.54 thru 4.10 ratio—use with axle # D9TA-AVA, BYB, BYC, CAA, CAB Consists of 1-D7TZ 4067-C Shim Kit 1-D4TZ 4205-A Case 1-D1TZ 4241-A Pin 12-354846-S Bolt |
| | | | | 4209 | Ring gear and pinion set—serviced in kit—group 4209 |
| | | | 1 | D8TZ 4209-F | Ring gear and pinion kit 3.07 ratio—exc. axle # D9TA-BAA consists of 1-D7TZ 4067-D Shim kit 1-D5TZ 4209-A Gear & pinion 1-B5D 4670-A Slinger (outer) 1-C4TZ 4670-A Baffle 1-D0TZ 4676-A Seal 12-354846-S Bolt 1-706045-X Bearing kit (Outer pinion) 1-706046-X Bearing kit (inner pinion) |

1973/79
TRUCK SERIES 100/500

| QTY. | PART NUMBER | DESCRIPTION | QTY. | PART NUMBER | DESCRIPTION |
|--|---------------|--|------|-------------|--|
| DANA (SPICER) 61-1,61-2 REAR AXLE SERVICE PARTS LIST NO. 186 — Cont'd (NON-LOCKING) | | | | | |
| 1 | D9UZ 4209-A | 4209 Ring gear and pinion kit — Cont'd 3.07 ratio—use with axle # D9TA-BAA Consists of 1-D7TZ 4067-D Shim kit 1-B5D 4670-A Slinger (outer) 1-C4TZ 4670-A Baffle 1-D0TZ 4676-A Seal 1-29716-X Gear & pinion 12-354846-S Bolt 1-706045-X Bearing kit (outer pinion) 1-706046-X Bearing kit (inner pinion) | 1 | D7TZ 4209-E | 4209 Ring gear and pinion kit — Cont'd 3.54 ratio—use with axle # D9TA-CAA,CAB Consists of 1-D7TZ 4067-D Shim Kit 1-C6TZ 4209-E Gear & pinion 1-B5D 4670-A Slinger (outer) 1-C6TZ 4670-D Slinger (inner) 1-C4TZ 4670-A Baffle 1-D0TZ 4676-A Seal 12-354846-S Bolt 1-706045-X Bearing Kit (outer pinion) 1-706046-X Bearing Kit (inner pinion) |
| 1 | ★ D3TZ 4209-P | 3.31 ratio—exc. axle # ED-D6TA-JZA, D8TA-GA,LC,D9TA-BRB,BRC,CJA —r/b D8TZ 4209-D Consists of 1-C4TZ 4067-F Shim kit 1-D3TZ 4209-E Gear & pinion 1-B5D 4670-A Slinger (outer) 1-C4TZ 4670-A Baffle 1-D0TZ 4676-A Seal 12-354846-S Bolt 1-706045-X Bearing kit (outer pinion) 1-706046-X Bearing kit (inner pinion) | 1 | C7TZ 4209-T | 3.73 Ratio—exc. axle # D9TA-AVA,BYB,BYC Consists of 1-C4TZ 4067-F Shim kit 1-C7TZ 4209-E Gear & pinion 1-B5D 4670-A Slinger 1-C6TZ 4670-D Slinger (inner) 1-C4TZ 4670-A Baffle 1-D0TZ 4676-A Seal 12-354846-S Bolt 1-706045-X Bearing kit (outer pinion) 1-706046-X Bearing kit (inner pinion) |
| 1 | D8TZ 4209-D | 3.31 ratio—use with axle # ED-D6TA-JZA, D8TA-GA,LC,D9TA-BRB,BRC consists of 1-D7TZ 4067-D Shim kit 1-D3TZ 4209-E Gear & pinion 1-B5D 4670-A Slinger (outer) 1-C4TZ 4670-A Baffle 1-D0TZ 4676-A Seal 12-354846-S Bolt 1-706045-X Bearing kit (outer pinion) 1-706046-X Bearing kit (inner pinion) | 1 | D8TZ 4209-E | 3.73 ratio—use with axle # D9TA-AVA,BYB,BYC Consists of 1-D7TZ 4067-D Shim kit 1-C7TZ 4209-E Gear & pinion 1-B5D 4670-A Slinger (outer) 1-C6TZ 4670-D Slinger (inner) 1-C4TZ 4670-A Baffle 1-D0TZ 4676-A Seal 12-354846-S Bolt 1-706045-X Bearing kit (outer pinion) 1-706046-X Bearing kit (inner pinion) |
| 1 | D9UZ 4209-B | 3.31 ratio—use with axle # D9TA-CJA consists of 1-D7TZ 4067-D Shim kit 1-B5D 4670-A Slinger (outer) 1-C4TZ 4670-A Baffle 1-D0TZ 4676-A Seal 1-29717-X Gear & pinion 12-354846-S Bolt 1-706045-X Bearing kit (outer pinion) 1-706046-X Bearing kit (inner pinion) | 1 | D7TZ 4209-F | 4.10 ratio Consists of 1-D7TZ 4067-D Shim kit 1-C6TZ 4209-F Gear & pinion 1-B5D 4670-A Slinger (outer) 1-C6TZ 4670-D Slinger (inner) 1-C4TZ 4670-A Baffle 1-D0TZ 4676-A Seal 12-354846-S Bolt 1-706045-X Bearing kit (outer pinion) 1-706046-X Bearing kit (inner pinion) |
| 1 | C6TZ 4209-AM | 3.54 Ratio—exc. axle # D9TA-CAA,CAB Consists of 1-C4TZ 4067-F Shim kit 1-C6TZ 4209-E Gear & pinion 1-B5D 4670-A Slinger (outer) 1-C6TZ 4670-D Slinger (inner) 1-C4TZ 4670-A Baffle 1-D0TZ 4676-A Seal 12-354846-S Bolt 1-706045-X Bearing kit (outer pinion) 1-706046-X Bearing kit (inner pinion) | | | |

**1973/79
TRUCK SERIES 100/500**

| QTY. | PART NUMBER | DESCRIPTION | QTY. | PART NUMBER | DESCRIPTION |
|--|-------------------|--|------|-------------------|--|
| DANA (SPICER) 61-1,61-2 REAR AXLE SERVICE PARTS LIST NO. 186 — Cont'd (NON-LOCKING) | | | | | |
| 12 | 354846-S2(BB-242) | Bolt (gear to case)—1/2"—20 x 1 3/32"— also serviced in kits—group 4204-5,4209,4215 | 1 | D1TZ 4241-A | Pin (differential shaft lock)— 7/32" O.D. x 1 7/8" long— also serviced in kits—group 4204-5,4215 |
| 1 | B5D 4211-A | Shaft (pinion)—5 13/16" long— also serviced in kit—group 4215 | 10 | C6TZ 4346-C | Bolt (housing cover)— also serviced in kit—group 4033 |
| | 4215 | Pinion (differential)—serviced in kit—group 4215 | | 4616 | Cup (driving pinion bearing)—also serviced in kit—group 4209 |
| 1 | D7TZ 4215-C | Differential parts kit consists of 1-C5TZ 4036-B Gasket 1-B5D 4211-A Shaft 2-D0TZ 4215-A Pinion 2-B5D 4228-A Washer (gear) 2-B5D 4230-A Washer (pinion) 2-D0TZ 4236-A Gear 1-D1TZ 4241-A Pin 1-38615 3 oz. silicone gasket 12-354846-S Bolt 1-FW 74-109 Instruction Sheet | 1 | B5A 4616-B | Front— # HM88510 |
| | | | 1 | B6D 4616-A | Rear— # HM803110 |
| | | | 1 | B5A 4621-B | Cone & roller (driving pinion)—front— # HM88542—also serviced in kit—group 4209 |
| | | | 1 | B5D 4630-A | Cone & roller (driving pinion)—rear— # HM803146—also serviced in kit—group 4209 |
| | | | | 4670 | Slinger (driving pinion shaft oil)— also serviced in kit—group 4209 |
| 2 | TCAA 1244-A | Cone & roller (diff. brg.)— # 387A | 1 | B5D 4670-A | Outer—1 1/4" I.D. x 2 27/32" O.D. x 1/32" thick |
| 2 | B5D 4222-A | Cup (diff. brg.)— # 382S | 1 | C6TZ 4670-D | Inner — 1 11/16" I.D. x 4 1/2" O.D. x 1/32" thick |
| 2 | B5D 4228-A | Washer (diff. side gear thrust)— 2 9/64" I.D. x 3 1/4" O.D.— also serviced in kit—group 4215 | 1 | C4TZ 4670-A | Baffle (drive pinion oil)— also serviced in kit—group 4209 |
| 2 | B5D 4230-A | Washer (diff. pinion)—thrust—57/64" I.D. x 1 27/32" O.D.— also serviced in kit—group 4215 | | 4672 | Shim (driving pinion front bearing)— serviced in kit—group 4067 |
| | 4234 | Shaft assy. | 1 | D0TZ 4676-A | Seal (driving pinion oil)—also serviced in kit—group 4209-3 5/32" O.D.—double lip |
| 1 | D5UZ 4234-G | E250-R.H. — use w/ axle # D5TA-RBA,RCA, D5UA-AB,FB,NB,UB,MKA,MLA,D8TA-GA, D9TA-AVA,BAA,BYB,BYC,CAA,CAB,CJA | 1 | 4851 | Flange assy. (u/joint) |
| | | | 1 | D0TZ 4851-B | 1310 Size |
| 1 | D5UZ 4234-H | E250-L.H.—use w/ axle # D5TA-RBA,RCA, D5UA-AB,FB,NB,UB,MKA,MLA,D8TA-GA, D9TA-AVA,BAA,BYB,BYC,CAA,CAB,CJA | 1 | D0TZ 4851-A | 1330 Size—1973/78 |
| | | | 1 | D8TZ 4851-A | 1330 Size—1979 |
| | | | 1 | D4TZ 4851-A | 1350 Size |
| 2 | D4TZ 4234-A | E250 — use w/ axle # D5TA-KDB,F250 | 1 | 354845-S8(MM-146) | Locknut (flange to pinion)—also serviced in kits—group 4067,4209-7/8"—14 |
| | 4236 | Gear (differential side)—serviced in kit—group 4215 | 1 | 72071-S(N-54) | Cotter pin—1/8" x 1 1/2" |
| | | | 1 | 372632-S(XX-256) | Washer—flat—also serviced in kits—group 4067,4209-7/8" I.D. x 1 5/8" O.D. |

**ROCKWELL (TIMKEN) D140 REAR AXLE SERVICE PARTS LIST NO. 191
(NON-LOCKING)**

NOTE 1 — When changing gear set from 4.63 ratio to 4.88 ratio remove and use
appropriate speedometer gear for 4.88 ratio

| | | | | | |
|----|-----------------|-------------------------------|---|-------------|--|
| 16 | B7TZ 1151-B | Stud (axle shaft) | 1 | D3TZ 4030-A | Gasket (axle hsg. plug)—7/16" I.D. x 19/32" O.D. |
| | 4010 | Housing assy. | | | |
| 1 | D3TZ 4010-M | "Before Ser. W20,001"—1973/75 | 1 | B6T 4035-C | Gasket (differential carrier)— 14 5/8" O.D. |
| 1 | D5TZ 4010-B | "From Ser. W20,001"—1975/77 | | | |
| 1 | 358048-S(PP-43) | Plug (drain)—3/4 | 2 | TDA4 4067-A | Adjuster (differential bearing)— 3 1/4" I.D.—17 slots |

1973/79
TRUCK SERIES 100/500

| QTY. | PART NUMBER | DESCRIPTION | QTY. | PART NUMBER | DESCRIPTION |
|--|---------------------|---|------|--------------|--|
| ROCKWELL (TIMKEN) D140 REAR AXLE SERVICE PARTS LIST NO. 191 — Cont'd (NON-LOCKING) | | | | | |
| NOTE 1 — When changing gear set from 4.63 ratio to 4.88 ratio remove and use appropriate speedometer gear for 4.88 ratio | | | | | |
| 8 | C7TZ 4A140-A | Bolt (carrier to housing)—7/16"—14 x 1 1/4" | 2 | D3TZ 4222-A | Cup (differential brg.)—#JM-511910 |
| 1 | D3TZ 4141-A | Carrier & cap assy. (differential)—with 16 drilled holes | 2 | 4228 | Washer (differential side gear thrust) |
| 1 | 358048-S(PP-43) | Plug (filler)—3/4"—14 | 2 | 8TH 4228 | 2 3/8" I.D. x 3 9/16" O.D.— "Before Ser. B00,000"—1973/76 |
| 2 | C2TZ 4143-A | Lock (differential brg. adjusters) 2 9/32" long—1/4" shank—use w/ untapped carrier | 2 | B6T 4228-A | 2 1/2" I.D. x 3 9/16" O.D.— "From Ser. B00,000"—1976/77 |
| 2 | 353408-S(BB-329) | Bolt (lock)—5/16"—18 x 7/16" | 4 | 8TH 4230 | Washer (differential pinion thrust)—7/8" I.D. x 1 31/32" O.D. |
| 2 | 4A146 | Bolt (carrier to housing) | | 4235 | Shaft assy. |
| 2 | D3TZ 4A146-A | 7/16"—14 x 2 1/4"—long | 2 | 7RT 4235-A | "Before Ser. B00,000"—1973/76 |
| 2 | C1TZ 4A146-A | 7/16"—14 x 1 1/2"—medium | 2 | D6TZ 4235-A | "From Ser. B00,000"—1976/77 |
| 12 | C8TZ 4323-A | 1/2"—13 x 1 3/8"—short "Before Ser. B00,000"—1973/76 | 2 | 4236 | Gear (differential side) |
| 12 | D5TZ 4A140-A | 1/2"—13 x 1 1/2"—short— "From Ser. B00,000"—1976/77 | 2 | 8TH 4236 | #2234-T-202—16 Teeth—16 splines "Before Ser. B00,000"—1973/76 |
| 16 | 359186-S(XX-174) | Washer (carrier to housing)—1/2" I.D. x 13/16" O.D.— "Before Ser. W20,001"—1973/75 | 2 | D5TZ 4236-A | #2234-Q-797—19 Teeth—19 splines "From Ser. B00,000"—1976/77 |
| 4 | 359186-S(XX-174) | Washer (carrier to housing)—1/2" I.D. x 13/16" O.D. — "From Ser. W20,001"—1975/77 | 1 | D3HZ 4320-B | Nut (drive pinion—flange)—1 1/4"— 20 x 1 19/32" across flats |
| 12 | 372407-S2(XX-186-A) | Washer (carrier to housing)—17/32" I.D. x 7/8" O.D. — "From Ser. W20,001"—1975/77 | | 4323 | Refer to group 4A146 within Parts List |
| | 4200 | Differential assy.—refer to group in Section 40 | 4 | C1TT 4326-B | Washer (differential carrier cap bolt)—21/32" I.D. x 1 1/16" O.D.—3/32" thick |
| | 4204 | Case assy. (differential) "Before Ser. W20,001"—1973/75 | 8 | D7HZ 4326-A | Washer (differential case bolt)—17/32" I.D. x 7/8" O.D. x 3/32" thick—also Serviced in Kit—group 4216 |
| 1 | B6T 4204-B | 4.33, 4.63 and 4.88 ratio | 1 | 8TH 4507 | Gasket (driving pinion grease retainer support) |
| 1 | B6T 4204-A | 5.83, 6.20 and 6.80 ratio "From Ser. W20,001"—1975/77 | | 4537 | Spacer (driving pinion bearing) |
| 1 | D5TZ 4204-A | 4.33 ratio | AR | D6TZ 4537-A | .153" thick |
| 1 | B6T 4204-B | 4.88, 5.29, 5.83, 6.20 and 6.80 ratio | AR | D6TZ 4537-B | .154" thick |
| | 4209 | Ring gear & pinion kit | AR | D6TZ 4537-C | .155" thick |
| 1 | D3HZ 4209-M | 4.33 ratio | AR | D6TZ 4537-D | .156" thick |
| 1 | ★D3HZ 4209-B | 4.63 ratio — r/b D3HZ 4209-A—NOTE 1 | AR | D6TZ 4537-E | .157" thick |
| 1 | D3HZ 4209-A | 4.88 ratio | AR | D6TZ 4537-F | .158" thick |
| 1 | D3HZ 4209-N | 5.29 ratio | AR | D6TZ 4537-G | .164" thick |
| 1 | B6T 4209-F | 5.83 ratio | AR | D6TZ 4537-H | .170" thick |
| 1 | B6T 4209-A | 6.20 ratio | AR | TDAA 4537-AT | .172" thick |
| 1 | B6T 4209-B | 6.80 ratio | AR | TDAA 4537-AX | .176" thick |
| 12 | 357007-S(SS-4) | Rivet (gear to case)—1/2" x 1 1/2" | AR | D6TZ 4537-J | .182" thick |
| 1 | 8TH 4211 | Shaft (pinion)—6 1/2" long | AR | TDAA 4537-AZ | .183" thick |
| 4 | C1TT 4215-B | Pinion (differential)—#2233-A-105 | AR | TDAA 4537-BA | .189" thick |
| | 4216 | Bolt (differential case) | AR | TDAA 4537-BB | .195" thick |
| 8 | ★D3TZ 4216-A | 1/2"—13 x 3"—12 point head—r/b D3TZ 4216-D | AR | TDAA 4537-BD | .207" thick |
| 8 | C8TZ 4216-A | 1/2"—13 x 3"—also serviced in kit—group 4216 | 1 | D3TZ 4614 | Retainer assy. (driving pinion) |
| 1 | D3TZ 4216-D | Bolt Kit (differential case) Consists of 8—C8TZ 4216-A Bolt 8—D7HZ 4326-A Washer | 1 | D3TZ 4614-A | Incl. cage, outer cup—BB 4616-A and inner cup—B9TT 4616-A— "Before Ser. W20,001"—1973/75 |
| 4 | D3HZ 4216-C | Bolt (cap to carrier)—5/8"—11 x 3 1/2" | 1 | ★D5TZ 4614-B | Incl. cage, outer cup — BB 4616-A and inner cup — B9TZ 4616-A — "From Ser. W20,001 to Ser. B00,000"—1975/76 |
| 8 | 34032-S7(M-9) | Nut—castle—1/2"—20 | | D6TZ 4614-A | r/b D5TZ 4614-C Incl. cage, outer cup BB 4616-A and inner cup—B6D 4616-A— "From Ser. B00,000"—1976/77 |
| 2 | 8TH 4221 | Cone & roller (differential brg.)—#3994 | | | |

**1973/79
TRUCK SERIES 100/500**

SECTION 40.1 39

| QTY. | PART NUMBER | DESCRIPTION | QTY. | PART NUMBER | DESCRIPTION |
|--|-------------|---|------|------------------|---|
| ROCKWELL (TIMKEN) D140 REAR AXLE SERVICE PARTS LIST NO. 191 — Cont'd | | | | | |
| (NON-LOCKING) | | | | | |
| NOTE 1 — When changing gear set from 4.63 ratio to 4.88 ratio remove and use appropriate speedometer gear for 4.88 ratio | | | | | |
| 1 | D5TZ 4614-C | Retainer & bearing kit (driving pinion)— "From Ser. W20,001 to Ser. B00,000"—1975/76 Consists of 1-BB 4616-A Cup (outer) 1-B6D 4616-A Cup (inner) 1-TDAA 4621-A Cone & roller (front) 1-B5D 4630-A Cone & roller (rear) 1-A3226-L-662-S Cage assy. 32-2203-S-6935 Shims .308" thru thru Z-6968 .339" thick | | 4662 | Shim (driving pinion bearing sleeve) "Before Ser. W20,001" — 1973/75 |
| | | | AR | B6T 4662-A | .003" thick |
| | | | AR | ★8TH 4662-A | .005" thick-r/b D3HZ 4662-B |
| | | | AR | ★8TH 4662-B | .010" thick-r/b D3HZ 4662-C "From Ser. W20,001" — 1975/77 |
| | | | 1 | D3HZ 4662-A | .003" thick |
| | | | 3 | D3HZ 4662-B | .005" thick |
| | | | 4 | D3HZ 4662-C | .010" thick |
| 8 | ★354136-S | Bolt (retainer to carrier)—7/16"-14 x 1 1/4" | 1 | D3TZ 4668-A | Lock ring (driving pinion bearing)— 57/64" I.D. x 1/16" thick |
| | 4616 | Cup (driving pinion bearing) | 1 | D3TZ 4674-A | Retainer & seal assy. (driving pinion bearing)—incl. cover and seal— TCAA 4676-A |
| 1 | BB 4616-A | Outer—#44348—also serviced in kit—group 4614 | | 4676 | Seal (driving pinion grease) |
| 1 | B9TT 4616-A | Inner—#903210— "Before Ser. W20,001" — 1973/75 | 1 | TCAA 4676-A | "Before Ser. B00,000"—1973/76 |
| 1 | B9TZ 4616-A | Inner—#HM903216— "From Ser. W20,001 to Ser. B00,000"—1975/76 | 1 | D6TZ 4676-A | "From Ser. B00,000"—1976/77 |
| 1 | B6D 4616-A | Inner—#HM803110—also serviced in kit—group 4614 "From Ser. B00,000"—1976/77 | 1 | 4851 | Flange assy. (U joint)—axle end |
| 1 | TDAA 4621-A | Cone & roller (driving pinion)— front—#44143—also serviced in kit—group 4614 | 1 | TDAA 4851-A | 1350 size— "Before Ser. B00,000"—1973/76 |
| 1 | C3TZ 4625-B | Bearing (driving pinion pilot)— #MU 1305 TDM, #MRY 1305 EM | 1 | D6TZ 4851-B | 1350 size—#A2-L-2040— "From Ser. B00,000"—1976/77 |
| 1 | B5TZ 4627-A | Ring (driving pinion pilot bearing) | 1 | B7T 4851-B | 055,1410 size—#E2241— "Before Ser. B00,000"—1973/76 |
| | 4630 | Cone & roller (driving pinion)—rear | 1 | D6TZ 4851-C | 1410 size—#A4-E-2241— "From Ser. B00,000"—1976/77 |
| 1 | D2TZ 4630-A | #HM903244—"Before Ser. B00,000"—1973/76 | 1 | 351165-S8(MM-85) | Nut—castle-1'-20 |
| 1 | B5D 4630-A | #HM803146—"From Ser. B00,000"—1976/77— also serviced in kit—group 4614 | 1 | 72089-S(N-55) | Cotter pin—1/8" x 1 3/4" |
| 1 | 2Q 4637-A | Washer (driving pinion)—1 1/32" I.D. | 1 | 4859 | Deflector (driving pinion oil seal) |
| | | | 1 | D3TZ 4859-A | "Before Ser. B00,000"—1973/76 |
| | | | 1 | D6TZ 4859-A | "From Ser. B00,000"—1976/77 |
| | | | 1 | D5TZ 4982-A | Bolt & nut kit (driving gear) Consists of 12-15X-1324 Bolt 12-NL-28-1 Nut 12-1229-C-1551 Washer |

FORD WFT (LOCKING) REAR AXLE SERVICE PARTS LIST NO. 192

NOTE 1 — TO OBTAIN CORRECT PART FOR ALL 1979 VEHICLES, YOU MUST MEASURE THE BRAKE BACKING
PLATE BOLT TO SEE IF VEHICLE HAS 1/2" OR 3/8" BOLTS AND ORDER PART THAT IS
RESTRICTED WITH THE CORRECT BOLT SIZE DIAMETER

| | | | | | |
|---|------------------|---|----|--------------------|---|
| | 1177 | Seal assy. (rear wheel bearing oil)— refer to group 1177 in Section 11 | | 4020 | Retainer (wheel bearing) — Cont'd 3/8" Brake backing plate bolt—NOTE 1—1979— |
| | 1180 | Retainer (rear wheel bearing inner)— refer to group 1180 in Section 11 | 2 | D8AZ 4020-A | Use with WFT—L & M |
| | 1225 | Bearing (rear wheel)—refer to group 1225 in Section 11 | 2 | D4AZ 4020-B | 1/2" Brake backing plate bolt—NOTE 1—1979— Use with WFT—L & M |
| | 4010 | Housing assy. 1/2" Brake backing plate— | 1 | D10Z 4022-A | Vent (housing)—7/16"-20 x 2 1/8" |
| 1 | D5UZ 4010-A | Use with WFT (except L & M)—1975/78 | 1 | D3SZ 4026-A | Differential assy. (traction-loc) |
| | | | 1 | D5AZ 4035-A | Gasket (differential carrier) |
| | | | 2 | B7AZ 4067-A | Adjuster (diff. brg.)—2 31/32"-16 |
| 1 | D8UZ 4010-A | 3/8" Brake backing plate bolt—NOTE 1—1979— Use with WFT—L & M | | 4141 | Carrier assy. (differential) |
| | | | 1 | D7AZ 4141-A | 1973/-2.75 thru 3.50 ratio |
| | | | 1 | D7TZ 4141-A | 1973/-4.11 ratio |
| 1 | D5UZ 4010-A | 1/2" Brake backing plate bolt—NOTE 1—1979— Use with WFT—L & M | 4 | 46108-S(B-271-D) | Bolt (brg. cap to carrier)—1/2"-13 x 2 1/8" self-locking |
| 8 | 354530-S(MM-155) | Nut (retainer to hsg.)—locking—1/2"-20 | 1 | 358059-S(PP-42) | Plug filler—1/2"-14 |
| | 4020 | Retainer (wheel bearing) 1/2" Brake backing plate— | 10 | 373820-S(XX-155-A) | Washer (carrier to hsg. bolts)— copper-3/8" flat |
| 2 | D3AZ 4020-A | Use with WFT—G & H—1975/78 | 10 | 34445-S(M-80) | Nut (carrier to hsg. stud)—3/8"-24 |
| 2 | D4AZ 4020-B | Use with WFT—D, D1, D2, E, F1 & F2—1975/78 | 2 | C6AZ 4143-B | Lock (differential bearing adjuster) |

APRIL, 1980

COPYRIGHT © 1980—

FORD MOTOR
COMPANY

—DEARBORN, MICHIGAN

CHANGE 1

1973/79
TRUCK SERIES 100/500

| QTY. | PART NUMBER | DESCRIPTION | QTY. | PART NUMBER | DESCRIPTION |
|--|-------------------|---|------|---------------------|--|
| FORD WFT (LOCKING) REAR AXLE SERVICE PARTS LIST NO. 192 — Cont'd | | | | | |
| Note 1— TO OBTAIN CORRECT PART FOR ALL 1979 VEHICLES, YOU MUST MEASURE THE BRAKE BACKING PLATE BOLT TO SEE IF VEHICLE HAS 1/2" OR 3/8" BOLTS AND ORDER PART THAT IS RESTRICTED WITH THE CORRECT BOLT SIZE DIAMETER | | | | | |
| 2 | 350211-S(BB-413) | Bolt (adjuster lock to carrier)— 5/16"—18 x 7/16" self-locking | 1 | C9AZ 4236-A | Gear kit (differential side) Consists of 1—D8AW 4236-BA Gear—21/32" long 1—D8AW 4236-CA Gear—1 3/16" long 2—C9OZ 4228-A Thrust washers |
| | 4200 | Differential assy.—refer to group in Section 40 | | | |
| 1 | D3TZ 4204-A | Case assy. (differential) | 4 | D0OZ 4A323-A | Guide (differential clutch plate) |
| 2 | 371025-S(WW-81-D) | Screw (diff. case)—3/4"—20 x 2 5/8" | 1 | C8OZ 4A324-A | Shim kit (differential clutch)— Consists of 4—C9OW 4A324-E Shim—.010" thick 2—C9OW 4A324-F Shim—.005" thick |
| | 4209 | Ring gear & pinion kit | | | |
| 1 | C7AZ 4209-J | 2.75 ratio | 1 | C8OZ 4A325-B | Plate (differential clutch)—composite |
| 1 | COAZ 4209-E | 3.00 ratio | 1 | C8OZ 4A326-A | Plate (differential clutch spring preload) |
| 1 | B8AZ 4209-C | 3.25 ratio | | | |
| 1 | C9OZ 4209-A | 3.50 ratio | | | |
| 1 | B7AZ 4209-K | 4.11 ratio | | | |
| 1 | D3SZ 4211-A | Shaft (pinion)—4 pinion—short shaft kit Consists of 2 D3SW 4419-A Shaft 1—D5OZ 4420-A Seat 3—305105-S Pin | 10 | C1AZ 4347-A | Bolt (carrier to housing) 3/8"—24 x 1 11/16"— "Before Ser. BE0,001"—1975/78 |
| 1 | B7AZ 4211-A | 4 pinion—long shaft kit Consists of 1—C9AW 4211-A Shaft | 10 | D8AZ 4347-A | 3/8"—24 x 1 9/16"— "From Ser. BE0,001"—1978 |
| 4 | D0AZ 4214-A | Spring (differential clutch)—8 coils— 1 1/16" long | 10 | D9AZ 4347-B | 3/8"—24 x 1 9/16"—1979 |
| 1 | C8OZ 4215-A | Pinion kit Consists of 4—D8AW 4215-BA Pinion 4—C9OZ 4230-A thrust washer | 1 | D5OZ 4420-A | Seat (Differential Pinion) — Also Serviced in Kit Group 4211 |
| 10 | D8OZ 4216-A | Bolt (diff. case)—Self-locking—7/16"—20 x 1 7/32" | 1 | D2SZ 4614-A | Retainer and bearing cups (driving pinion) |
| 10 | 356214-S(XX-162) | Washer (diff. case bolt)—flat—7/16" | 5 | 42999-S(B-253) | Bolt (retainer to carrier)—self locking—3/8"—16 x 1 1/8" |
| 2 | C9AZ 4221-A | Cone and roller (differential bearing) # LM 102949 | 2 | B7A 4616-A | Cup (driving pinion bearing)— # M 88010 |
| 2 | C9AZ 4222-A | Cup (differential bearing)— # LM 102910 | 2 | B7A 4621-A | Cone and roller (driving pinion)— # M88048 |
| 2 | C9OZ 4228-A | Washer (differential side gear thrust)—1 25/32" I.D. x 2 27/32" O.D. | 1 | C2AZ 4625-B | Bearing (driving pinion pilot)— 1 3/32" I.D. x 1 27/32" O.D. x 21/32" thick |
| 4 | C9OZ 4230-A | Washer (differential pinion thrust)— 3/4" I.D. x 1 7/16" O.D.— also serviced in kit—group 4215 | 1 | B7AZ 4627-A | Retainer (driving pinion pilot bearing) |
| | 4234 | Shaft assy. 1/2" Brake backing plate— | 1 | B7A 4669-A | "O" ring (driving pinion bearing retainer)—4 3/4" I.D. |
| 2 | D5UZ 4234-A | Use with WFT—D & E— "Before Ser. A50,001"—1975/76 | 1 | D5AZ 4670-A | Slinger (pinion shaft oil) |
| 2 | D6UZ 4234-A | Use with WFT—D1,D2,F1 & F2 "From Ser. A50,001"—1976/78 | 1 | D4AZ 4676-A | Seal (driving pinion oil) |
| 2 | D6UZ 4234-B | Use with WFT—G & H— "From Ser. A50,001"—1976/78 | 1 | 4851 | Flange assy. (universal joint—axle end) |
| | | 3/8" Brake backing plate bolt—NOTE 1—1979— Use with WFT—L & M | 1 | D4TZ 4851-D | 1310 size—1975/78 |
| 2 | D8UZ 4234-A | 1/2" Brake backing plate bolt—NOTE 1—1979— Use with WFT—L & M | 1 | D9TZ 4851-A | 1330 size—1979 |
| 2 | D6UZ 4234-A | Use with WFT—L & M | 1 | 375646-S2(MM-180-L) | Nut (U/Joint flange to pinion) |
| | | | 1 | D2SZ 4859-A | Deflector (driving pinion oil seal) |
| | | | 4 | C8OZ 4945-B | Disc (differential clutch)— 3 3/4" I.D. x 4 7/8" O.D. x 1/16" thick—46 splines |
| | | | 1 | C9OZ 4946-B | Hub (differential gear clutch)—4 7/8" |
| | | | 4 | C8OZ 4947-A | Plate (differential gear clutch)— 3 3/4" I.D. x 4 7/8" O.D. x 1/16" thick |
| FORD WDM (LOCKING) REAR AXLE SERVICE PARTS LIST NO. 193 | | | | | |
| | 1177 | Seal assy. (rear wheel brg. oil)— refer to group 1177 in Section 11 | 1 | D4TZ 4010-E | Housing assy. use with ball bearing— or timken tapered roller bearing |
| | 1180 | Retainer (rear wheel brg. inner)— refer to group 1180 in Section 11 | 1 | 87837-S(P-15) | Plug (drain)—3/8" |
| | 1225 | Bearing (rear wheel)—refer to group 1225 in Section 11 | 2 | D3AZ 4020-A | Retainer (wheel bearing) |
| | | | 1 | D1OZ 4022-A | Vent (hsg.)—7/16"—20 x 2 1/8" long |

**1973/79
TRUCK SERIES 100/500**

| QTY. | PART NUMBER | DESCRIPTION | QTY. | PART NUMBER | DESCRIPTION |
|--|--------------------|--|------|-----------------|--|
| FORD WDM (LOCKING) REAR AXLE SERVICE PARTS LIST NO. 193 — Cont'd | | | | | |
| 1 | D3SZ 4026-A | Differential assy. (traction- lok) | 2 | C9AZ 4221-A | Cone & roller (diff. bearing)- # LM102949-1 25/32" I.D.-also serviced in group 4204 |
| 1 | D5AZ 4035-A | Gasket (differential carrier) | 2 | C9AZ 4222-A | Cup (diff. bearing)-LM102910 2 57/64" O.D.-also serviced in group 4204 |
| 2 | B7AZ 4067-A | Adjuster (differential brg.)-nut- 2 31/32"-16-incl. 4143 lock | 2 | C90Z 4228-A | Washer (differential side gear thrust)- 1 25/32" I.D. x 2 27/32" O.D.-also serviced in groups 4204 and 4236 |
| 1 | D7AZ 4141-A | Carrier assy. (differential)-3.25 ratio | 2or4 | D0AZ 4230-A | Washer diff. (pinion thrust) 3/4" I.D. x 1 1/2" O.D.-also serviced in kit- group 4215 |
| 4 | 46108-S(B-271-D) | Bolt (cap to carrier)- 1/2"-13 x 2 1/8" self locking | 2 | D3TZ 4234-K | Shaft assy. |
| 1 | 87675-S(P-17) | Plug filler-1/2"-14 | 1 | C9AZ 4236-B | Gear kit (diff. side) Consists of 2-C90Z 4228-A Washers 2-D8AW 4236-CA Gears |
| 10 | 34445-S(M-80) | Nut (carrier to hsg. stud)-3/8"-24 | 10 | C1AZ 4347-A | Bolt (carrier to housing) 3/8"-24 x 1 11/16"- "Before Ser. BE0,001"-1975/78 |
| 10 | 373820-S(XX-155-A) | Washer (carrier to housing) - copper- 3/8" flat | 10 | D8AZ 4347-A | 3/8"-24 x 1 9/16"- "From Ser. BE0,001"-1978 |
| 2 | C6AZ 4143-B | Lock (differential bearing adjuster) | 1 | D2SZ 4614-A | Retainer & brg. cup (driving pinion) |
| 2 | 350211-S(BB-413) | Bolt (lock)-hex. head-self locking- 5/16"-18 x 7/16" | 5 | 42999-S(B-253) | Bolt (retainer to carrier)-self locking-3/8"-16 x 1 1/8" |
| | 4200 | Differential assy.-refer to group in Section 40 | 2 | B7A 4616-A | Cup (driving pinion brg.)- # M88010- front & rear |
| | 4204 | Case assy. (differential) | 2 | B7A 4621-A | Cone & roller (driving pinion)- # M88048- front & rear |
| 1 | ★ D2AZ 4204-A | 2 pinion-r/b D00Z 4204-D | 1 | C2AZ 4625-B | Bearing (driving pinion pilot) |
| 1 | D00Z 4204-D | 4 pinion-incl. 2-C9AZ 4221-A, 2-C9AZ 4222-A and 2 C90Z 4228-A | 1 | B7AZ 4627-A | Retainer (driving pinion pilot brg.) |
| 1 | B8AZ 4209-C | Ring gear & pinion kit-3.25 ratio | 1 | B7A 4662-A | Spacer (driving pinion brg.)-1 5/16" I.D. x 15/32" long-collapsible |
| | 4211 | Shaft (pinion) | 1 | B7A 4669-A | "O" ring (driving pinion brg. retainer)-4 3/4" I.D. |
| 1 | D3SZ 4211-A | 4 pinion-short shaft kit Consists of 2-D3SW 4419-A Shaft 1-D50Z 4420-A Seat 3 -305105-S Pin | 1 | D5AZ 4670-A | Slinger (pinion shaft oil) |
| 1 | B7AZ 4211-A | 2 & 4 pinion-long shaft Consists of 1 -C9AW 4211-A Shaft 1 -305105-S Pin | 1 | D4AZ 4676-A | Seal (driving pinion oil) |
| 1 | ★ 305105-S | Pin-1/4" x 3/8"-serviced only in kit-group 4211 | 1 | D4TZ 4851-D | Flange (universal joint)-axle end- 1310 size |
| 1or2 | C9AZ 4215-A | Pinion kit- Consists of 2-D8AW 4215-AA Pinion 2-D0AZ 4230-A Washer | 1 | D2SZ 4859-A | Deflector (driving pinion oil seal) |
| 10 | D80Z 4216-A | Bolt (diff. case)-self-locking-7/16"-20 x 1 7/32" | | | |
| 10 | 356214-S(XX-162) | Washer (diff. case bolt)-flat-7/16" | | | |
| DANA (SPICER) 44-3 REAR AXLE SERVICE PARTS LIST NO. 207 (NON-LOCKING) | | | | | |
| | 4010 | Housing assy. | 1 | 353051-S(PP-32) | Plug (filler) - 3/4" |
| 1 | D7TZ 4010-B | # 70316-X-use with axle # D7TA-AF, B1F, CF, DF | 1 | C7TZ 4036-B | Gasket (cover to housing)- also Serviced in Kits-group 4033, 4067, 4215 |
| 1 | D8TZ 4010-C | # 70596-X-use with axle # D7TA-JA | 1 | D7TZ 4067-A | Bearing adjusting shim kit (diff.)- also serviced in kit-group 4204 consists of 1-C7TZ 4036-B Gasket 2-8L 4067-A .003" Shim 2-8L 4067-B .005" Shim 2-8L 4067-C .010" Shim 2-8L 4067-D .030" Shim 1-38615 3 oz. Silicone gasket 1-FW74-109 Instruction sheet |
| 1 | D9TZ 4010-E | # 71026-X-use with axle # ED-D9TA-A1A | | | |
| 4 | 355765-S(BB-196) | Bolt (cap to carrier)-1/2"-13 x 2 1/8" | | | |
| 1 | 353051-S(PP-32) | Plug (drain) - 3/4" | | | |
| 2 | ★4020 | Retainer (wheel bearing)-serviced only in 4234 shaft assy. | | | |
| 1 | D6UZ 4022-A | Vent (housing)-7/16"-20 x 1 29/32" | | | |
| 1 | 34793-S2(X-67-A) | Lockwasher (vent)-7/16" x 3/4" O.D. x 7/64" thick | | | |
| 1 | D7TZ 4033-A | Cover kit (axle housing) consists of 1-D1UZ 4033-A Cover 1-C7TZ 4036-B Gasket 10-C6TZ 4346-B Bolt 1-38615 3 oz. Silicone gasket 1-FW74-109 Instruction sheet | | | |

1973/79
TRUCK SERIES 100/500

| QTY. | PART NUMBER | DESCRIPTION | QTY. | PART NUMBER | DESCRIPTION |
|---|-------------|--|------|------------------|--|
| DANA (SPICER) 44-3 REAR AXLE SERVICE PARTS LIST NO. 207 — Cont'd (NON-LOCKING) | | | | | |
| 1 | D7TZ 4067-B | Differential & pinion shim kit—also serviced in kit—group 4209 consists of 1-C7TZ 4036-B Gasket 2-8L 4067-A .003" Shim 2-8L 4067-B .005" Shim 2-8L 4067-C .010" Shim 2-8L 4067-D .030" Shim 3-8M 4109-A .003" Shim 3-8M 4109-B .005" Shim 2-8M 4109-C .010" Shim 2-8M 4672-A .003" Shim 2-8M 4672-B .005" Shim 2-8M 4672-C .010" Shim 2-8M 4672-D .030" Shim 1-38615 3 oz. Silicone gasket 1-351126-S Nut 1-356504-S Washer 1-FW74-109 Instruction sheet | 1 | 4209 | Ring gear and pinion kit — Cont'd |
| | 4200 | Differential assy.—refer to group in Section 40 | 1 | D7TZ 4209-B | 3.07 Ratio consists of 1-D7TZ 4067-B Shim kit 1-C0TT 4670-A Slinger (inner) 1-C6TZ 4670-A Slinger (outer) 1-C6TZ 4670-B Baffle 1-C6TZ 4676-A Seal 10-350672-S Bolt 1-22106-X Gear & pinion 1-706030-X Bearing kit (outer pinion) 1-706031-X Bearing kit (inner pinion) |
| 1 | D7TZ 4204-A | Case kit (differential) consists of 1-D7TZ 4067-A Shim kit 1-C6TZ 4204-P Case 10-350672-S Bolt 1-357228-S Pin | 1 | D7TZ 4209-C | 3.23 Ratio consists of 1-D7TZ 4067-B Shim kit 1-C0TT 4670-A Slinger (inner) 1-C6TZ 4670-A Slinger (outer) 1-C6TZ 4670-B Baffle 1-C6TZ 4676-A Seal 10-350672-S Bolt 1-28744-X Gear & pinion 1-706030-X Bearing kit (outer pinion) 1-706031-X Bearing kit (inner pinion) |
| 1 | D7TZ 4209-A | 4209 Ring gear and pinion kit 2.72 Ratio consists of 1-D7TZ 4067-B Shim kit 1-C0TT 4670-A Slinger (inner) 1-C6TZ 4670-A Slinger (outer) 1-C6TZ 4670-B Baffle 1-C6TZ 4676-A Seal 10-350672-S Bolt 1-70169-X Gear & pinion 1-706030-X Bearing kit (outer pinion) 1-706031-X Bearing kit (inner pinion) | 1 | D7TZ 4209-D | 3.54 Ratio consists of 1-D7TZ 4067-B Shim kit 1-C0TT 4670-A Slinger (inner) 1-C6TZ 4670-A Slinger (outer) 1-C6TZ 4670-B Baffle 1-C6TZ 4676-A Seal 10-350672-S Bolt 1-22856-X Gear & pinion 1-706030-X Bearing kit (outer pinion) 1-706031-X Bearing kit (inner pinion) |
| | | | 10 | 350672-S(BB-214) | Bolt (gear to case)—3/8"—24 x 15/16"—also serviced in kits—group 4204,4209,4215 |
| | | | 1 | 8L 4211 | Shaft (pinion)—5" long—also serviced in kit—group 4215 |

**1973/79
TRUCK SERIES 100/500**

| QTY. | PART NUMBER | DESCRIPTION | QTY. | PART NUMBER | DESCRIPTION |
|---|-------------|--|------|------------------|--|
| DANA (SPICER) 44-3 REAR AXLE SERVICE PARTS LIST NO. 207 — Cont'd (NON-LOCKING) | | | | | |
| 1 | D7TZ 4215-A | Differential parts kit consists of 1-C7TZ 4036-B Gasket 1-8L 4211 Shaft 2-8M 4215 Pinion 2-C1VY 4228-A Washer (gear) 2-8M 4230 Washer (pinion) 2-C6TZ 4236-E Gear 10-350672-S Bolt 1-357228-S Pin 1-38615 3 oz. Silicone gasket 1-FW74-109 Instruction sheet | 1 | 8A 4616 | Cup (driving pinion bearing) — outer — # 02820—also serviced in kit—group 4209 |
| | | | 1 | 8M 4621 | Cone and roller (driving pinion) — outer — # 02872—also serviced in kit—group 4209 |
| | | | 1 | 8A 4628 | Cup (driving pinion bearing) — inner — # 31520—also serviced in kit—group 4209 |
| | | | 1 | 8M 4630 | Cone and roller (driving pinion) — inner — # 31594—also serviced in kit—group 4209 |
| 2 | B7T 1201-A | Cone and roller (differential bearing)— # 25590 | | 4670 | Slinger (driving pinion shaft oil)— also serviced in kit—group 4209 |
| 2 | 8M 4222 | Cup (diffrential bearing) # 25523 | 1 | C0TT 4670-A | Inner—1 7/16" I.D. x 4 1/8" O.D. x 1/32" thick |
| 2 | C1VY 4228-A | Washer (differential side gear thrust)— 1 49/64" I.D. x 2 13/16" O.D. x 5/16" thick—also serviced in kit—group 4215 | 1 | C6TZ 4670-A | Outer—1 1/8" I.D. x 2 27/32" O.D. x 1/32" thick |
| 2 | 8M 4230 | Washer (differential pinion)— also serviced in kit—group 4215 | 1 | C6TZ 4670-B | Baffle (drive pinion oil)—1 7/16" I.D. x 2 63/64" O.D. x 1/64" thick—also serviced in kit—group 4209 |
| | 4234 | Shaft assy. | | | |
| 1 | D7TZ 4234-A | R.H.—use with axle # D7TA-AF, B1F, CF, DF | 1 | C6TZ 4676-A | Seal assy. (driving pinion oil)—3 5/32" O.D. x 5/8" thick— # 35723—also serviced in kit—group 4209 |
| 1 | D7TZ 4234-B | L.H.—use with axle # D7TA-AF, B1F, CF, DF | | | |
| 1 | D8TZ 4234-B | R.H.—use with axle # D7TA-JA | 1 | C6TZ 4851-D | Flange assy. (u/joint)—1310 size |
| 1 | D8TZ 4234-C | L.H.—use with axle # D7TA-JA | 1 | 8M 4859 | Deflector (driving pinion oil seal) |
| 1 | D9TZ 4234-A | R.H.—use with axle # ED-D9TA-A1A | 1 | 351126-S(MM-145) | Locknut (flange to pinion)—3/4"—16— also serviced in kits—group 4067,4209 |
| 1 | D9TZ 4234-B | L.H.—use with axle # ED-D9TA-A1A | 1 | 356504-S(XX-238) | Washer (flange to pinion) 25/32" I.D. x 1 3/16" O.D. — also serviced in kits—group 4067,4209 |
| 10 | C6TZ 4346-B | Bolt (housing cover)—also serviced in kit—group 4033 | | | |

| DANA (SPICER) 44-3 REAR AXLE SERVICE PARTS LIST NO. 208 (LOCKING) | | | | | |
|--|------------------|---|---|-----------------|--|
| 1 | D7TZ 4010-B | Housing assy.— # 70316—X | 1 | 353051-S(PP-32) | Plug (filler) — 3/4" |
| 4 | 355765-S(BB-196) | Bolt (cap to carrier)—1/2"—13 x 2 1/8" | 1 | C7TZ 4036-B | Gasket (cover to housing)— also Serviced in Kits—group 4033, 4067, 4215 |
| 1 | 353051-S(PP-32) | Plug (drain) — 3/4" | | | |
| 2 | ★4020 | Retainer (wheel bearing)—serviced only in 4234 shaft assy. | 1 | D7TZ 4067-A | Bearing adjusting shim kit (diff.)— also serviced in kit—group 4204 consists of 1-C7TZ 4036-B Gasket 2-8L 4067-A .003" Shim 2-8L 4067-B .005" Shim 2-8L 4067-C .010" Shim 2-8L 4067-D .030" Shim 1-38615 3 oz. Silicone gasket 1-FW74-109 Instruction sheet |
| 1 | D6UZ 4022-A | Vent (housing) — 7/16"—20 x 1 29/32" | | | |
| 1 | 34793-S2(X-67-A) | Lockwasher (vent)—7/16"x3/4" O.D.x7/64" thick | | | |
| 1 | D7TZ 4026-A | Case assy. kit (diff.)—traction-1ok consists of 1-D1UZ 4026-D Case assy. 1-D7TZ 4067-A Shim kit 10-350672-S Bolt 1-706032-X Bearing kit | | | |
| 1 | D7TZ 4033-A | Cover kit (axle housing) consists of 1-D1UZ 4033-A Cover 1-C7TZ 4036-B Gasket 10-C6TZ 4346-B Bolt 1-38615 3 oz. Silicone gasket 1-FW74-109 Instruction sheet | | | |

1973/79
TRUCK SERIES 100/500

| QTY. | PART NUMBER | DESCRIPTION | QTY. | PART NUMBER | DESCRIPTION |
|---|------------------|--|------|------------------|--|
| DANA (SPICER) 44-3 REAR AXLE SERVICE PARTS LIST NO. 208 — Cont'd (LOCKING) | | | | | |
| 1 | D7TZ 4067-B | Differential & pinion shim kit—also serviced in kit—group 4209 consists of 1-C7TZ 4036-B Gasket 2-8L 4067-A .003" Shim 2-8L 4067-B .005" Shim 2-8L 4067-C .010" Shim 2-8L 4067-D .030" Shim 3-8M 4109-A .003" Shim 3-8M 4109-B .005" Shim 2-8M 4109-C .010" Shim 2-8M 4672-A .003" Shim 2-8M 4672-B .005" Shim 2-8M 4672-C .010" Shim 2-8M 4672-D .030" Shim 1-38615 3 oz. Silicone gasket 1-351126-S Nut 1-356504-S Washer 1-FW74-109 Instruction sheet | 1 | D7TZ 4215-B | Differential parts kit consists of 1-C7TZ 4036-B Gasket 1-D5TZ 4211-A Shaft 2-D5TZ 4215-A Pinion 2-8M 4230 Washer (pinion) 2-D5TZ 4236-B Gear 2-D5TZ 4567-A Snap ring 1-D1TZ 4880-B Disc & plate kit 10-350672-S Bolt 1-38615 3 oz. Silicone gasket 1-FW74-109 Instruction sheet |
| | 4200 | Differential assy.—refer to group in Section 40 | 2 | B7T 1201-A | Cone and roller (differential bearing)—# 25590 |
| | | | 2 | 8M 4222 | Cup (differential bearing)—# 25523 |
| | | | 2 | 8M 4230 | Washer (differential pinion)—also serviced in kit—group 4215 |
| | | | | 4234 | Shaft assy. |
| | | | 1 | D7TZ 4234-A | R.H. |
| | | | 1 | D7TZ 4234-B | L.H. |
| 1 | D7TZ 4204-B | Case kit (differential) consists of 1-D7TZ 4067-A Shim kit 1-D1TZ 4204-D Case 2-D5TZ 4567-A Snap ring 10-350672-S Bolt | 10 | C6TZ 4346-B | Bolt (housing cover)—also serviced in kit—group 4033 |
| | 4209 | Ring gear and pinion kit | 1 | 8A 4616 | Cup (driving pinion bearing) — outer — # 02820—also serviced in kit—group 4209 |
| 1 | D7TZ 4209-C | 3.23 Ratio consists of 1-D7TZ 4067-B Shim kit 1-C0TT 4670-A Slinger (inner) 1-C6TZ 4670-A Slinger (outer) 1-C6TZ 4670-B Baffle 1-C6TZ 4676-A Seal 10-350672-S Bolt 1-28744-X Gear & pinion 1-706030-X Bearing kit (outer pinion) 1-706031-X Bearing kit (inner pinion) | 1 | 8M 4621 | Cone and roller (driving pinion) — outer — # 02872—also serviced in kit—group 4209 |
| | | | 1 | 8A 4628 | Cup (driving pinion bearing) — inner — # 31520—also serviced in kit—group 4209 |
| | | | 1 | 8M 4630 | Cone and roller (driving pinion) — inner — # 31594—also serviced in kit—group 4209 |
| | | | 2 | D5TZ 4567-A | Snap ring (differential)—also Serviced in kits—group 4204,4215 |
| | | | | 4670 | Slinger (driving pinion shaft oil)—also serviced in kit—group 4209 |
| 1 | D7TZ 4209-D | 3.54 Ratio consists of 1-D7TZ 4067-B Shim kit 1-C0TT 4670-A Slinger (inner) 1-C6TZ 4670-A Slinger (outer) 1-C6TZ 4670-B Baffle 1-C6TZ 4676-A Seal 10-350672-S Bolt 1-22856-X Gear & pinion 1-706030-X Bearing kit (outer pinion) 1-706031-X Bearing kit (inner pinion) | 1 | C0TT 4670-A | Inner—1 7/16" I.D. x 4 1/8" O.D. x 1/32" thick |
| | | | 1 | C6TZ 4670-A | Outer—1 1/8" I.D. x 2 27/32" O.D. x 1/32" thick |
| | | | 1 | C6TZ 4670-B | Baffle (drive pinion oil)—1 7/16" I.D. x 2 63/64" O.D. x 1/64" thick—also serviced in kit—group 4209 |
| | | | 1 | C6TZ 4676-A | Seal assy. (driving pinion oil)—3 5/32" O.D. x 5/8" thick—# 35723—also serviced in kit group 4209 |
| 10 | 350672-S(BB-214) | Bolt (gear to case)—3/8"—24 x 15/16"—also serviced in kits—group 4204,4209,4215 | 1 | C6TZ 4851-D | Flange assy. (u./joint)—1310 size |
| | | | 1 | 8M 4859 | Deflector (driving pinion oil seal) |
| 1 | D5TZ 4211-A | Shaft pinion—also serviced in kit—group 4215 | 1 | 351126-S(MM-145) | Locknut (flange to pinion)—3/4"—16—also serviced in kits—group 4067,4209 |
| | | | 1 | 356504-S(XX-238) | Washer (flange to pinion)—25/32" I.D. x 1 3/16" O.D.—also serviced in kits—group 4067,4209 |
| | | | 1 | D1TZ 4880-B | Locking differential kit—also serviced in kit—group 4215 |

1973/79
TRUCK SERIES 100/500

| YEAR | MODEL/RESTRICTIONS | PART NUMBER | DESCRIPTION | QTY. |
|--|--|---------------|--|------|
| 4001 | Refer to Rear Axle Parts List Section 40, page 1 | | | |
| 4A001 HOSE (REAR AXLE HOUSING VENT)-If not listed below, improvise from bulk hose (17543) | | | | |
| 75/ | E100/150 | D5UZ 4A001-A | Tube-9/32" I.D. x 1/2" O.D. x 32 3/4" long | 1 |
| 75/77 | E250/350 | | | 1 |
| 75/ | E100/150 | ★385771-S100 | Clamp (hose to axle vent)- 35/64" O.D. x 5/16" wide - r/b C9AZ 8287-A | 1 |
| 75/77 | E250/350 | | | 1 |
| 77/ | F100/150 -- Sterling rear axles | ★376545-S8 | Clamp (hose to axle vent) r/b C9AZ 8287-A | 1 |
| 75/ | E100/150 | 384647-S | (KK-93) grommet & "O" ring (hose to c/member)- 7/16" I.D. x 9/16" O.D. x 1 7/32" thick | 1 |
| 75/77 | E250/350 | | | 1 |
| 75/ | E100/150 | 372046-S100 | (GG-186) clip (hose to s/rail) - 7/8" long x 1 3/16" wide | 1 |
| 75/77 | E250/350 | | | 1 |
| 77/ | F100/150 -- Sterling rear axles | | | 1 |
| 77/ | F100/150 -- Sterling rear axles | 34793-S2 | (X-67-A) washer (axle vent) -7/16" | 1 |
| 4005-21 | Refer to Rear Axle Parts List Section 40, page 1 | | | |
| 4022 VENT (REAR AXLE HOUSING) - Also refer to Rear Axle Parts List Section 40, page 1 | | | | |
| 73/77 | B-F-M-P450/500 | COTT 4022-A | 1/8" pipe thread | 1 |
| 73/74 | E100/300 | D10Z 4022-A | 7/16"-20 x 2 1/8" | 1 |
| 79 | E100/150 -- Sterling rear axle | | | 1 |
| 75/77 | E250/350 -- "Before Ser. 040,001" | | | 1 |
| 73/ | F100/150 -- Sterling rear axle | | | 1 |
| 73/75 | F250,P350/400 -- "Before Ser. W20,001" | | | 1 |
| 73/75 | F350(exc. Camper Special) -- "Before Ser. W20,001" | | | 1 |
| 75/77 | F250,P350/400 -- "From Ser. W20,001 to 040,001" | ★ D5TZ 4022-A | 7/16"-20 x 1 25/32" -r/b D6UZ 4022-A | 1 |
| 75/77 | F350(exc. Camper Special) -- "From Ser. W20,001 to 040,001" | | | 1 |
| 77/ | F100 (2/W/D) -- Dana 44-3 rear axle | D6UZ 4022-A | 7/16"-20 x 1 29/32" | 1 |
| 77/ | E250/350,F250 -- "From Ser. 040,001" | | | 1 |
| 77/ | F350(exc. Camper Special) -- "From Ser. 040,001" | | | 1 |
| 73/ | F100/250 -- 4/W/D-front axle | C4TZ 4022-A | 1/8"-27 x 1 1/4" | 1 |
| 73/ | F350(Camper Special) -- 140" W/B | D2TZ 4022-B | 7/16"-20 x 1 9/16" | 1 |
| 4026-48 | Refer to Rear Axle Parts List Section 40, page 1 | | | |
| 4A049 HOSE (REAR AXLE HOUSING VENT) - Improvise from bulk hose (9324) | | | | |
| 77/ | F250 4/W/D | 387438-S8 | (GG-163-YT)-clip (hose to engine support bracket)-15/32" | 4 |
| 4050-51 | Refer to Rear Axle Parts List Section 40, page 1 | | | |
| 4052 COVER (REAR AXLE ELECTRIC SHIFT HOUSING) | | | | |
| 73/77 | B-F500 | B2Q 4052-A | | 1 |
| | | 357182-S8 | (BB-639)-screw & lockwasher (cover to housing)- No. 10-24 x 5/8" | 6 |
| | | 87708-S | (P-14)-plug (oil filler)-1/8" | 1 |

1973/79
TRUCK SERIES 100/500

| YEAR | MODEL/RESTRICTIONS | PART NUMBER | DESCRIPTION | QTY. |
|---------|---|--------------|---|------|
| 4053-8 | Refer to Rear Axle Parts List Section 40, page 1 | | | |
| 4061 | Refer to group 17A259 | | | |
| 4062 | SHIFT ASSY. (REAR AXLE) - Also refer to Rear Axle Parts List Section 40, page 1 | | | |
| 73/77 | B-F500 | B9TT 4062-C | Electric-use w/Eaton 15201 | 1 |
| 4063-71 | Refer to Rear Axle Parts List Section 40, page 1 | | | |
| 4072 | SEAL (REAR AXLE SHIFT FORK) | | | |
| 73/77 | B-F500 | C3TZ 4072-A | | 1 |
| 4073 | GASKET (REAR AXLE SHIFT FORK OPENING COVER) | | | |
| 73/77 | B-F500 | B2Q 4073-A | | 1 |
| 4A073 | SPRING (DRIVESHAFT CENTERING SOCKET RACE BALL) | | | |
| 74/ | F100/250 - - 4/W/D | C9TZ 4A073-A | Use on double cardan shafts | 1 |
| 4074 | COVER (REAR AXLE ELECTRIC SHIFT DRIVE SCREW BEARING) | | | |
| 73/77 | B-F500 | B2Q 4074-A | | 1 |
| | | 357182-S8 | (BB-639)-screw & lockwasher (cover to housing)- No. 10-24 x 5/8" | 3 |
| 4075-7 | Refer to Rear Axle Parts List Section 40, page 1 | | | |
| 4078 | SWITCH ASSY. (REAR AXLE ELECTRIC SHIFT CONTROL) | | | |
| 73/77 | B-F500 | 8QH 4078 | On gearshift lever | 1 |
| 4081 | DRIVE SPRING KIT (REAR AXLE ELECTRIC SHIFT) | | | |
| 73/77 | B-F500 | B3T 4081-A | Consists of | 1 |
| | | 357188-S2 | 1-Spring Assy. 1-357188-S2 Shaft (NN-146)-shaft (plate)-7/16" x 3 5/32" | 1 |
| 4082 | HOUSING (REAR AXLE ELECTRIC SHIFT) | | | |
| 73/77 | B-F-M-P450/500 | D4TZ 4082-A | Incl. cover screws | 1 |
| 73/77 | B-F-M-P450/500 | 357183-S8 | (WW-37)-stud (housing to differential carrier)- 7/16"-14 and 7/16"-20 x 1 5/8" | 2 |
| | | 34671-S8 | (M-67)-nut-7/16"-20 | 2 |
| | | 34808-S8 | (X-67)-lockwasher-7/16" | 2 |
| 4086 | SCREW (REAR AXLE ELECTRIC SHIFT DRIVE) | | | |
| 73/77 | B-F500 | B2Q 4086-A | | 1 |
| 4087 | ELBOW (BRAKE BOOSTER 45°) | | | |
| 73/77 | M-P350/500 | 59T 4087-M | Vacuum connection-3/8" pipe thread-1/2" hose | 1 |
| 4090 | HOSE (REAR AXLE)-Also refer to group 2269 | | | |
| 73/ | B-E-F-M-P100/500 | C9PZ 4090-G | *KK7-11/32" I.D. x 11/16" O.D.-50 ft. roll | AR |
| | | D6HZ 4090-A | *KK8-3/8" I.D. x 13/16" O.D.-25 ft. roll | AR |
| | | C9PZ 4090-F | *KK6-15/32" I.D. x 13/16" O.D.- 50 ft. roll | AR |
| | | C9PZ 4090-E | *KK5-1/2" I.D. x 15/16" O.D.- 50 ft. roll | AR |
| | | 7EQ 4090 | 19/32" I.D. x 1 1/16" O.D.-2 1/4" long | AR |
| | | C9PZ 4090-C | *KK3-3/4" I.D. x 29/32" O.D.-10 ft. roll | AR |
| 73/76 | M450/500 | D3HZ 4090-A | Brake vacuum booster air cleaner- #D3HS-4090-AA | 1 |
| 73/77 | B-F500 | 358236-S | (II-5)-nipple (manifold to check valve hose)- 3/8"-18 x 1 15/16"-brass | 1 |
| 73/77 | B-F-M-P450/500 | A8T 2328-A | Elbow (hose to reserve tank)-1/2" pipe thread | 1 |
| 73/ | F250/350 | 371323-S | (II-21)-elbow (hose to vacuum check valve)- 3/8"-18 x 1/2" hose | 1 |
| 73/77 | B-F-M-P450/500 | 358296-AS | (II-99)-tee (hose)-3 way-1/2" hose | 1 |
| 4091 | CLAMP (REAR AXLE ELECTRIC SHIFT CONTROL SWITCH WIRE TO GEAR SHIFT LEVER) | | | |
| 73/77 | B-F500 | 8QH 4091 | | 1 |
| | | 20387-S8 | (B-157)-bolt (clamp)-5/16"-24 x 1" | 1 |
| | | 33798-S8 | (M-62)-nut-5/16"-24 | AR |
| | | 34806-S7 | (X-64)-lockwasher-5/16" | AR |
| | | 20427-S8 | (B-158)-bolt-5/16"-24 x 1 1/4" | 1 |

**1973/79
TRUCK SERIES 100/500**

| YEAR | MODEL/RESTRICTIONS | PART NUMBER | DESCRIPTION | QTY. |
|-------|--|--------------|--|------|
| 4092 | GASKET (REAR AXLE ELECTRIC SHIFT DRIVE SCREW BEARING COVER) | | | |
| 73/77 | B-F500 | B2Q 4092-A | | 1 |
| 4094 | BEARING (REAR AXLE ELECTRIC SHIFT DRIVE SCREW) | | | |
| 73/77 | B-F500 | B2Q 4094-A | | 1 |
| | | 357181-S | (MM-135)-locknut (bearing to drive screw)- 5/16"-24 | 1 |
| 4A098 | TWO SPEED SHIFT REPAIR KIT (REAR AXLE) | | | |
| 73/77 | B-F500 | C2TZ 4A098-A | Electric | 1 |

Consists of

| | | | |
|--------------|-----------------------|---------------|----------------------------|
| 1-B2Q 4072-A | Seal and spring assy. | 1-B2Q 4094-A | Bearing assy. -drive screw |
| 1-B2Q 4073-A | Gasket-housing cover | 1-B2Q 4104-A | Gasket-motor cover |
| 1-B2Q 4086-A | Screw assy.-drive | 1-B2Q 4107-A | Switch assy. |
| 1-B2Q 4092-A | Gasket-bearing cover | 1-B2TZ 4108-A | Bushing-kit |

| 4100 | MOTOR ASSY. (REAR AXLE ELECTRIC SHIFT) | | | |
|-------|---|------------|---|---|
| 73/77 | B-F500 | B2Q 4100-B | 12 volt | 1 |
| | | 357179-S | (MM-134)-locknut (motor to cover)-No. 8-32-brass | 2 |
| | | 357182-S8 | (BB-639)-screw & lockwasher (cover to housing)- No. 10-24 x 5/8" | 3 |

4102-3 Refer to Rear Axle Parts List Section 40, page 1

| 4104 | GASKET (REAR AXLE ELECTRIC SHIFT MOTOR COVER) | | | |
|-------|--|-------------|----------------------------|---|
| 73/77 | B-F500 | B9TZ 4104-A | 3" I.D.-3 3/4" bolt circle | 1 |

| 4107 | SWITCH ASSY. (REAR AXLE ELECTRIC SHIFT AUTOMATIC) | | | |
|-------|--|------------|---|---|
| 73/77 | B-F500 | B2Q 4107-A | *SW1536 | 1 |
| | | ★50407-S13 | Screw (switch to housing)-No. 6-32 x 5/8" | 1 |
| | | 357179-S | (MM-134)-locknut (switch terminal)-No. 8-32-brass | 2 |
| | | 34052-S7 | (M-155)-nut (switch terminal to housing)- No. 8-32-brass | 2 |

| 4108 | BUSHING (REAR AXLE ELECTRIC SHIFT AUTOMATIC SWITCH TERMINAL TO HOUSING) | | | |
|-------|--|-------------|-------------------------|---|
| 73/77 | B-F500 | B2TZ 4108-A | Incl. (2) bushing assy. | 1 |

4109-4A169 Refer to Rear Axle Parts List Section 40, page 1

| 4A171 | STOP (REAR AXLE BUMPER)-If not listed below, improvise from 9/64" thick steel | | | |
|-------|--|--------------|--|---|
| 75/ | E250/350 | D5UZ 4A171-A | | 2 |
| 73/74 | E300 | | | 2 |
| 78/ | F250 4/W/D -- w/aux. Springs | 58653-S2 | (B-103-F)-Bolt (Stop to Frame)-7/16"-14 x 1" | 4 |
| | | 380079-S2 | (XX-173-C)-Washer (Stop to Frame)- 7/16" | 4 |
| | | 34988-S2 | (M-89-EA)-Locknut (Stop to Frame)-7/16"-14 | 4 |

4172-4205 Refer to Rear Axle Parts List Section 40, page 1

| GEAR | PINION | GEAR RATIO | NO. OF | QTY. | PART NUMBER | GEAR | PINION | GEAR RATIO | NO. OF | QTY. | PART NUMBER |
|---------|---------|------------|--------|------|-------------|---------|---------|------------|--------|------|-------------|
| STAMPED | STAMPED | | TEETH | | | STAMPED | STAMPED | | TEETH | | |

4209 RING GEAR and PINION KIT (REAR AXLE MATCHED SET)-LISTED NUMERICALLY BY STAMPED NUMBER ON RING GEAR - Also refer to Rear Axle Parts List Section 40, page 1

NOTE 1 - Use B9TZ 4982-C bolt and nut kit, NOTE 2 - Incl. 1-C1TT 4625-B bearing and 1-C1TT 4627-C or D retainer

‡ Prefix and suffix of basic 4210 stamped on gear, † Prefix and suffix of basic 4610 stamped on pinion

◆-Pinion and gear set, ⊕ Hole in pinion, ● solid pinion

▲ PINION & GEAR KIT - refer to appropriate Parts List in Section 40.1 for kit details

| | | | | | | | | | | | |
|-------|-------|------|-------|---|------------------|-------|-------|------|-------|---|--------------------|
| 18437 | 32171 | 3.54 | 46-13 | 1 | ▲ D7TZ 4209-D | 34508 | 34507 | 3.73 | 41-11 | 1 | ▲ D8TZ 4209-E |
| 30060 | 31492 | 3.07 | 43-14 | 1 | ▲ D7TZ 4209-B | 34808 | 34546 | 4.88 | 39-8 | 1 | ★ D3TZ 4209-B |
| 30316 | 34172 | 4.56 | 41-9 | 1 | ◆ C7TZ 4209-D | | | | | | †/b D3TZ 4209-L |
| 30316 | 34172 | 4.56 | 41-9 | 1 | ▲ C7TZ 4209-S | 34808 | 34546 | 4.88 | 39-8 | 1 | ▲ D3TZ 4209-L |
| 30360 | 34017 | 4.10 | 41-10 | 1 | ◆ C6TZ 4209-F | 34837 | 34836 | 3.73 | 41-11 | 1 | ★ C8TZ 4209-A |
| 30360 | 34017 | 4.10 | 41-10 | 1 | ★ C6TZ 4209-AN | | | | | | †/b C8TZ 4209-AE |
| | | | | | †/b D7TZ 4209-F | 34837 | 34836 | 3.73 | 41-11 | 1 | ▲ C8TZ 4209-AE |
| 30360 | 34017 | 4.10 | 41-10 | 1 | ▲ D7TZ 4209-F | 34837 | 34836 | 3.73 | 41-11 | 1 | ▲ D8TZ 4209-A |
| 32503 | 34023 | 3.54 | 46-13 | 1 | ★ C6TZ 4209-E | 34840 | 34550 | 4.10 | 41-10 | 1 | ★ D3TZ 4209-D |
| | | | | | †/b C6TZ 4209-AM | | | | | | †/b D3TZ 4209-M or |
| 32503 | 34023 | 3.54 | 46-13 | 1 | ▲ C6TZ 4209-AM | | | | | | D3TZ 4209-N |
| 32503 | 34023 | 3.54 | 46-13 | 1 | ▲ D7TZ 4209-E | 34840 | 34550 | 4.10 | 41-10 | 1 | ▲ D3TZ 4209-M |
| 34508 | 34507 | 3.73 | 41-11 | 1 | ◆ C7TZ 4209-E | 34840 | 34550 | 4.10 | 41-10 | 1 | ▲ D3TZ 4209-N |
| 34508 | 34507 | 3.73 | 41-11 | 1 | ▲ C7TZ 4209-T | | | | | | |

1973/79
TRUCK SERIES 100/500

| GEAR STAMPED | PINION STAMPED | GEAR RATIO | NO. OF TEETH | QTY. | PART NUMBER | GEAR STAMPED | PINION STAMPED | GEAR RATIO | NO. OF TEETH | QTY. | PART NUMBER |
|---|----------------|------------|--------------|------|--------------------|--------------|----------------|------------|--------------|------|-----------------|
| 4209 RING GEAR and PINION KIT (REAR AXLE MATCHED SET)-LISTED NUMERICALLY BY STAMPED — Cont'd NUMBER ON RING GEAR — Also refer to Rear Axle Parts List Section 40, page 1 | | | | | | | | | | | |
| NOTE 1 — Use B9TZ 4982-C bolt and nut kit, NOTE 2 — Incl. 1-C1TT 4625-B bearing and 1-C1TT 4627-C or D retainer | | | | | | | | | | | |
| ‡ Prefix and suffix of basic 4210 stamped on gear, † Prefix and suffix of basic 4610 stamped on pinion | | | | | | | | | | | |
| ◆-Pinion and gear set, ⊕, Hole in pinion, ● solid pinion | | | | | | | | | | | |
| ▲ PINION & GEAR KIT — refer to appropriate Parts List in Section 40.1 for kit details | | | | | | | | | | | |
| 34840 | 34550 | 4.10 | 41-10 | 1 | ▲ D8TZ 4209-C | 37245 | 37244 | 3.23 | 42-13 | 1 | ▲ D7TZ 4209-C |
| 34842 | 34549 | 4.56 | 41-9 | 1 | ★ D3TZ 4209-A | 37875 | 34507 | 3.73 | 41-11 | 1 | ◆ D5UZ 4209-A |
| | | | | | r/b D3TZ 4209-K or | 37875 | 34507 | 3.73 | 41-11 | 1 | ▲ D9UZ 4209-D |
| | | | | | D3TZ 4209-R | 38132 | 34836 | 3.73 | 41-11 | 1 | ▲ D9UZ 4209-E |
| 34842 | 34549 | 4.56 | 41-9 | 1 | ▲ D3TZ 4209-K | 38133 | 36773 | 3.07 | 43-14 | 1 | ▲ D9UZ 4209-A |
| 34842 | 34549 | 4.56 | 41-9 | 1 | ▲ D3TZ 4209-R | 38134 | 36786 | 3.31 | 43-13 | 1 | ▲ D9UZ 4209-B |
| 34842 | 34549 | 4.56 | 41-9 | 1 | ▲ D8TZ 4209-B | 38634 | 38633 | 2.72 | 49-18 | 1 | ▲ D7TZ 4209-A |
| 35510 | 35511 | 6.80 | 34-5 | 1 | B6T 4209-B | 39211 | 34023 | 3.54 | 46-13 | 1 | ▲ D9UZ 4209-C |
| | | | | | NOTE 1 | 74048 | 74049 | 5.83/8.12 | 35-6 | 1 | † ⊕ C8TZ 4209-K |
| 35512 | 35513 | 6.20 | 31-5 | 1 | B6T 4209-A | | | | | | r/b D6TZ 4209-A |
| | | | | | NOTE 1 | 74048 | 74049 | 5.83/8.12 | 35-6 | 1 | ● D6TZ 4209-A |
| 35514 | 35515 | 5.83 | 35-6 | 1 | B6T 4209-F | 74050 | 74051 | 6.33/8.81 | 38-6 | 1 | ⊕ C8TZ 4209-L |
| | | | | | NOTE 1 | 74050 | 74051 | 6.33/8.81 | 38-6 | 1 | ● D6TZ 4209-B |
| 35536 | 35981 | 7.20 | 36-5 | 1 | C1TZ 4209-AR | † D1AW-A | † C7AW-H | 2.75 | 44-16 | 1 | C7AZ 4209-J |
| | | | | | NOTE 2 | † D2AW-A | † C2AW-R | 3.00 | 39-13 | 1 | COAZ 4209-E |
| 35538 | 35983 | 6.80 | 34-5 | 1 | C1TZ 4209-AM | † D2AW-A | † D2AW-A | 3.00 | 39-13 | 1 | COAZ 4209-E |
| | | | | | NOTE 2 | † D2AW-B | † C3AW-A | 3.25 | 39-12 | 1 | B8AZ 4209-C |
| 35540 | 35985 | 6.20 | 31-5 | 1 | C1TZ 4209-AN | † D2AW-B | † D2AW-B | 3.25 | 39-12 | 1 | B8AZ 4209-C |
| | | | | | NOTE 2 | † D2TW-A | † C2AW-L | 3.50 | 35-10 | 1 | C90Z 4209-A |
| 36744 | 30271 | 3.07 | 43-13 | 1 | ▲ D8TZ 4209-F | † D2TW-A | † D2TW-A | 3.50 | 35-10 | 1 | C90Z 4209-A |
| 36774 | 36773 | 3.07 | 43-14 | 1 | D5TZ 4209-A | † D2TW-B | † C2AW-J | 4.11 | 37-9 | 1 | B7AZ 4209-K |
| 36787 | 36786 | 3.31 | 43-13 | 1 | ★ D3TZ 4209-E | † D2TW-B | † D2TW-B | 4.11 | 37-9 | 1 | B7AZ 4209-K |
| | | | | | r/b D3TZ 4209-P | † D2TW-F | † C2AW-S | 3.70 | 37-10 | 1 | B7AZ 4209-M |
| 36787 | 36786 | 3.31 | 43-13 | 1 | ▲ D3TZ 4209-P | † D2TW-F | † D2TW-F | 3.70 | 37-10 | 1 | B7AZ 4209-M |
| 36787 | 36786 | 3.31 | 43-13 | 1 | ▲ D8TZ 4209-D | | | | | | |

| YEAR | MODEL/RESTRICTIONS | PART NUMBER | DESCRIPTION | QTY. |
|--------|--|-------------|-------------|------|
| 4210-7 | Refer to Rear Axle Parts List Section 40, page 1 | | | |

4A216 OVERHAUL KIT (REAR AXLE DRIVE)

| CONTENTS OF KIT | | | | |
|-----------------|---------------|---------------|------------------|---------------|
| | | | ★ D4HZ 4A216-D | r/b 9264-RA29 |
| Consists of | | | | |
| 2-TCAA 1244-A | Cone & roller | 1-B5A 4621-B | Cone & roller | |
| 1-C5TZ 4036-A | Gasket | 1-B5D 4630-A | Cone & roller | |
| 2-B5D 4222-A | Cup | 1-8M 4671 | Gasket | |
| 1-B5A 4616-B | Cup | 1-C6TZ 4676-B | Seal | |
| 1-B6D 4616-A | Cup | 1- | Tube of Permatex | |

4K218 SLEEVE (DRIVELINE SPLASH)

| | | | | |
|-------|---|--------------|--------------------------|---|
| 73/77 | E-F100/350 — 4 x 2 use with 2 pc driveline | D7TZ 4K218-B | 2 51/64" O.D. x 3 21/32" | 1 |
|-------|---|--------------|--------------------------|---|

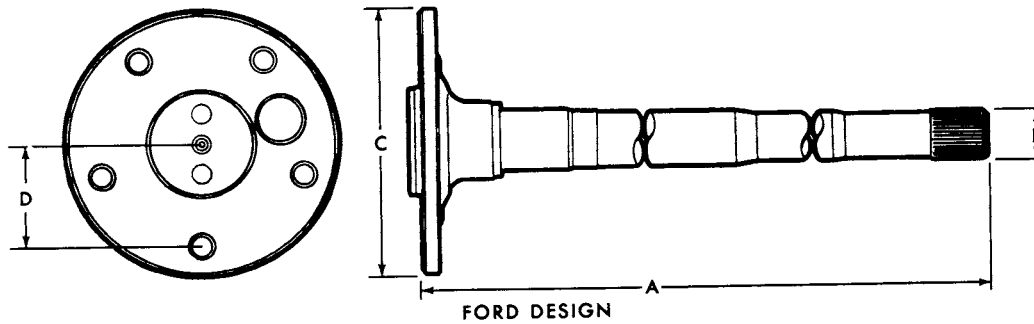
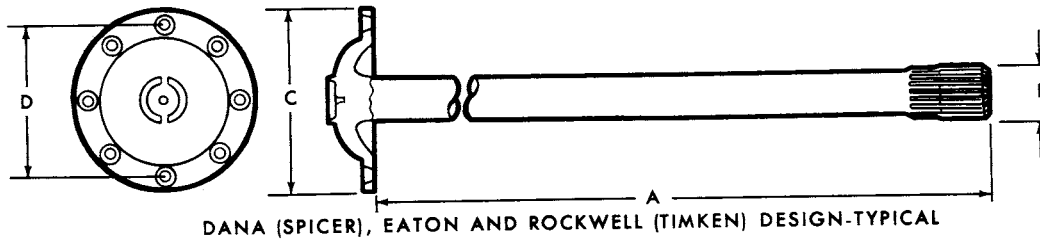
4221 Refer to Rear Axle Parts List Section 40, page 1 or group 1201 in Section 10

4222 Refer to Rear Axle Parts List Section 40, page 1 or groups 1202, 1217, 1239 in Section 10

4223-30 Refer to Rear Axle Parts List Section 40, page 1

1973/79
TRUCK SERIES 100/500

SIZE IDENTIFICATION CHART



P-10634

SIZE IDENTIFICATION CHART

| A | B | C | D | SPLINES | STUD HOLE | DESIGN | PART NUMBER |
|---|---------|---------|---------|---------|-----------|--------|----------------|
| 4234-5 SHAFT ASSY. (REAR AXLE) - | | | | | | | |
| Listed by Dimension "A" - Also refer to Rear Axle Parts List Section 40, page 1 | | | | | | | |
| Notes: ▲D-Dana (Spicer) E-Eaton F-Ford R-Rockwell (Timken) | | | | | | | |
| 30 7/16 | 1 7/32 | 5 31/32 | 2 1/4 | 28 | 5 | F | D3UZ 4234-A |
| 30 7/16 | 1 7/32 | 5 31/32 | 2 3/4 | 28 | 5 | F | D4UZ 4234-C |
| 30 21/32 | 1 7/32 | 7 1/16 | 2 3/4 | 28 | 5 | F | D3UZ 4234-C |
| 30 21/32 | 1 7/32 | 7 1/16 | 2 3/4 | 28 | 5 | F | D4UZ 4234-B |
| 30 21/32 | 1 7/32 | 7 1/16 | 2 3/4 | 28 | 5 | F | D4UZ 4234-E |
| 30 23/32 | 1 5/16 | 7 1/16 | | 30 | 5 | D | D7TZ 4234-A |
| 30 23/32 | 1 5/16 | 7 1/16 | 5 1/2 | 30 | 5 | D | D9TZ 4234-A |
| 31 3/32 | 1 5/16 | 7 1/16 | 5 1/2 | 30 | 5 | D | D8TZ 4234-B |
| 31 1/8 | 1 9/32 | 4 3/4 | 3 15/16 | 30 | 8 | D | C9TZ 4234-A |
| 31 25/32 | 1 11/32 | 7 1/16 | 2 3/4 | 31 | 5 | F | ★D3TZ 4234-B |
| | | | | | | | r/bD3TZ 4234-L |
| 31 51/64 | 1 19/64 | 6 5/8 | 2 3/4 | 31 | 5 | F | D6TZ 4234-A |
| 31 51/64 | 1 19/64 | 6 5/8 | 2 3/4 | 31 | 5 | F | D8TZ 4234-D |
| 31 13/16 | 1 11/32 | 7 1/16 | 2 3/4 | 31 | 5 | F | D4TZ 4234-B |
| 31 27/32 | 1 7/32 | 7 1/16 | 2 3/4 | 28 | 5 | F | ★D3TZ 4234-A |
| | | | | | | | r/bD3TZ 4234-K |
| 31 27/32 | 1 7/32 | 7 1/16 | 2 3/4 | 28 | 5 | F | D3TZ 4234-K |
| 31 27/32 | 1 7/32 | 7 1/16 | 2 3/4 | 28 | 5 | F | D4TZ 4234-D |
| 31 27/32 | 1 11/32 | 7 1/16 | 2 3/4 | 31 | 5 | F | D3TZ 4234-L |
| 31 27/32 | 1 3/8 | 7 1/16 | 2 3/4 | 31 | 5 | F | D6TZ 4234-D |
| 31 27/32 | 1 3/4 | 6 5/8 | 2 3/4 | 28 | 5 | F | D8TZ 4234-E |
| 31 15/16 | 1 1/4 | 7 1/16 | 2 3/4 | 31 | 5 | F | ★D3TZ 4234-M |
| | | | | | | | r/bD3TZ 4234-P |
| 31 15/16 | 1 1/4 | 7 1/16 | 2 3/4 | 31 | 5 | F | D3TZ 4234-P |
| 31 15/16 | 1 11/32 | 7 1/16 | 2 3/4 | 31 | 5 | F | D3TZ 4234-C |
| 32 7/64 | 1 1/4 | 7 1/16 | 2 3/4 | 28 | 5 | F | D6TZ 4234-B |

1973/79
TRUCK SERIES 100/500

SIZE IDENTIFICATION CHART

| A | B | C | D | SPLINES | STUD HOLE | DESIGN | PART NUMBER |
|---|-------------------------------------|--------------|--|---------|-----------|--------|-------------|
| 4234-5 SHAFT ASSY. (REAR AXLE) — — Cont'd | | | | | | | |
| Listed by Dimension "A" — Also refer to Rear Axle Parts List Section 40, page 1 | | | | | | | |
| Notes: ▲D-Dana (Spicer) E-Eaton F-Ford R-Rockwell (Timken) | | | | | | | |
| 32 7/64 | 1 3/8 | 7 1/16 | 2 3/4 | 28 | 5 | F | D6TZ 4234-C |
| 32 7/32 | 1 5/16 | 7 1/16 | | 30 | 5 | D | D7TZ 4234-B |
| 32 7/32 | 1 5/16 | 7 1/16 | 5 1/2 | 30 | 5 | D | D9TZ 4234-B |
| 32 19/32 | 1 5/16 | 7 1/16 | 5 1/2 | 30 | 5 | D | D8TZ 4234-C |
| 33 3/16 | 1 5/32 | 7 1/16 | 2 3/4 | 28 | 5 | F | D5UZ 4234-B |
| 33 3/16 | 1 9/32 | 7 1/16 | 2 3/4 | 28 | 5 | F | D5UZ 4234-A |
| 33 1/4 | 1 1/4 | 4 3/4 | 3 31/32 | 30 | 8 | D | D5TZ 4234-A |
| 33 1/4 | 1 5/16 | 4 3/4 | 3 15/16 | 16 | 8 | D | C9TZ 4234-C |
| 33 13/64 | 1 11/64 | 6 5/8 | 2 3/4 | 28 | 5 | F | D8UZ 4234-A |
| 33 7/16 | 1 1/4 | 7 1/4 | 2 3/4 | 28 | 5 | F | D6UZ 4234-A |
| 33 7/16 | 1 1/4 | 7 1/4 | 2 3/4 | 28 | 5 | F | D6UZ 4234-B |
| 33 25/32 | 1 15/64 | 4 3/4 | 3 31/32 | 30 | 8 | D | D5UZ 4234-G |
| 34 1/8 | 1 3/8 | 4 3/4 | 3 31/32 | 35 | 8 | D | D5UZ 4234-E |
| 34 9/16 | 1 5/16 | 4 3/4 | 3 15/16 | 16 | 8 | D | D3TZ 4234-N |
| 34 5/8 | 1 5/16 | 4 3/4 | 3 15/16 | 30 | 8 | D | D4TZ 4234-A |
| 35 1/32 | 1 1/2 | 4 3/4 | 3 15/16 | 23 | 8 | D | C9TZ 4234-D |
| 35 3/64 | 1 3/8 | 4 3/4 | 3 31/32 | 35 | 8 | D | D5TZ 4234-B |
| 35 9/16 | 1 7/32 | 4 3/4 | 3 15/16 | 30 | 5 | D | D3UZ 4234-E |
| 36 1/16 | 1 49/64 | 5 37/64 | 4 3/4 | 19 | 8 | R | D6TZ 4235-A |
| 36 1/8 | 1 7/32 | 5 31/32 | 2 1/4 | 28 | 5 | F | D3UZ 4234-B |
| 36 1/8 | 1 7/32 | 5 31/32 | 2 3/4 | 28 | 5 | F | D4UZ 4234-D |
| 36 3/16 | 1 3/4 | 5 37/64 | 4 3/4 | 16 | 8 | R | 7RT 4235-A |
| 36 11/32 | 1 7/32 | 7 1/16 | 2 3/4 | 28 | 5 | F | D3UZ 4234-D |
| 36 11/32 | 1 7/32 | 7 1/16 | 2 3/4 | 28 | 5 | F | D4UZ 4234-A |
| 36 11/32 | 1 7/32 | 7 1/16 | 2 3/4 | 28 | 5 | F | D4UZ 4234-F |
| 36 1/2 | 1 15/64 | 4 3/4 | 3 31/32 | 30 | 8 | D | D5UZ 4234-H |
| 37 7/16 | 1 3/8 | 4 3/4 | 3 31/32 | 35 | 8 | D | D5UZ 4234-C |
| 37 15/32 | 1 3/8 | 4 3/4 | 3 31/32 | 35 | 8 | D | D5UZ 4234-F |
| 38 1/8 | 1 3/4 | 6 1/8 | 5 1/8 | 19 | 8 | E,R | C4TZ 4234-D |
| 40 1/8 | 1 9/32 | 4 3/4 | 3 15/16 | 30 | 8 | D | C9TZ 4234-B |
| 40 25/32 | 1 3/8 | 4 3/4 | 3 31/32 | 35 | 8 | D | D5UZ 4234-D |
| 44 9/16 | 1 7/32 | 4 3/4 | 3 15/16 | 30 | 8 | D | D3UZ 4234-F |
| YEAR | MODEL/RESTRICTIONS | PART NUMBER | DESCRIPTION | QTY. | | | |
| 4252-4 NUT (REAR WHEEL BEARING) — Also refer to Rear Axle Parts List Section 40, page 1 | | | | | | | |
| 73/77 | B-F-P500 | BB 4254 | With hole for pin—2 1/4"—16 thread—3" hex. | 2or4 | | | |
| 73/77 | B-F-P500 | B4T 4255-A | Incl. Locking Pin—2 1/2"—16 thread—3 1/2" Hex.—Remove pin to use as outer nut | AR | | | |
| 73/ | E300, F250/350, P350/400 | B6Y 4252-A | 2"—16 thread—2 9/16" hex | 4 | | | |
| 75/ | E250,E350 | D5UZ 4255-A | Incl. nylon insert 2"—16 thread—2 11/16" hex. lock | 4 | | | |
| 73/76 | M450/500 | D3HZ 4255-A | | 2 | | | |
| 4A254 RETAINER (DRIVESHAFT UNIVERSAL JOINT SPIDER) | | | | | | | |
| 73/77 | B-F500—with 055 Cleveland joints | C6TZ 4A254-A | 9/16" wide x 2 7/16" long x 1 7/8" hole centers—attach 4810 to 4817 | AR | | | |
| 74/77 | B500 — — w/1410 or 1480 size joints | C9TZ 4A254-A | 3/4" wide x 2 11/16" long x 1 15/16" hole centers—attach 4817 to trans. flange | AR | | | |
| | | 377008-S2 | (BB390-H)—bolt (U joint retainer)—5/16"—24 x 11/16" | AR | | | |
| | | 382884-S | (BB-390-J)—bolt (U joint retainer)—5/16"—24 x 1" | AR | | | |
| | | 34806-S | (X-64)—lockwasher—5/16" | AR | | | |
| 4255 NUT and LOCKING PIN (REAR WHEEL BEARING)—Refer to group 4252 | | | | | | | |
| 4256 PIN (REAR WHEEL BEARING LOCK)—Also refer to Rear Axle Parts List Section 40, page 1 | | | | | | | |
| 73/77 | B-F-M-P450/500 | B4T 4256-A | 27/64" long | 2 | | | |

1973/79
TRUCK SERIES 100/500

SECTION 41 7

| YEAR | MODEL/RESTRICTIONS | PART NUMBER | DESCRIPTION | QTY. |
|---|---|--------------|---|------|
| 4263-95 | Refer to Rear Axle Parts List Section 40, page 1 | | | |
| 4306 SUPPORT ASSY. (DRIVESHAFT CENTER BEARING) | | | | |
| 73/74 | E100/300(82) -- 123" W/B | D2UZ 4306-A | | 1 |
| 73/74 | E100/300(89) -- 123" W/B | D3UZ 4306-A | | 1 |
| 4307-41 | Refer to Rear Axle Parts List Section 40, page 1 | | | |
| 4342-3 | Refer to the Knuckle and Plug Related Parts Chart in group 4841 | | | |
| 4344-51 | Refer to Rear Axle Parts List Section 40, page 1 | | | |
| 4A345 | SPACER (COUPLING SHAFT CENTER SUPPORT) - Improve | | | |
| 4352-4380 | Refer to Rear Axle Parts List Section 40, page 1 | | | |
| 4A380 | SHIELD (DRIVE LINE HEAT) - Improve | | | |
| 4A390 | BRACKET (DRIVE LINE HEAT SHIELD) - Improve | | | |
| 4391-4406 | Refer to Rear Axle Parts List Section 40, Page 1 | | | |
| 4A406 | Wedge (Rear Axle)-Also Refer to Rear Axle Parts List Section 40, Page 1 | | | |
| 75/ | E250/350 | D5UZ 4A406-A | Use w/DANA 60 and 70 axles | 2 |
| 4407-4460 | Refer to Rear Axle Parts List Section 40, Page 1 | | | |
| 4K460 REINFORCEMENT REAR AXLE STOP BRACKET | | | | |
| 77 | E100/150 -- 138" W/B- "Before Ser. 040,001" | D7UZ 4K460-A | R.H. | 1 |
| | | D7UZ 4K460-B | L.H. | 1 |
| 77/78 | E100/150 (exc. Supervan) -- 138" W/B- "From Ser. 040,001 to BE0,001" | D7UZ 4K460-C | R.H. | 1 |
| | | D7UZ 4K460-D | L.H. | 1 |
| 78/ | E100/150 (exc. Supervan) -- 138" W/B "From Ser. BE0,001" | D8TZ 4K460-A | R.H. | 1 |
| | | D8TZ 4K460-B | L.H. | 1 |
| 78 | E150 (Supervan) -- 138" W/B- "Before Ser. BE0,001" | D8UZ 4K460-A | | 2 |
| 78/ | E150/250(Supervan) -- 138" W/B- "From Ser. BE0,001" | D8TZ 4K460-A | R.H. | 1 |
| | | D8TZ 4K460-B | L.H. | 1 |
| 77/ | E100/150 -- 138" W/B | ★65092-S | Rivet-7/16" x 1 1/8"- improvise | 12 |
| 78/ | E150 -- 138" W/B | 20390-S8 | (B-102)-bolt (reinforcement to frame)-7/16"-14 x 1" | 2 |
| | | 34978-S2 | (M-89-EB)-locknut-(reinforcement to frame) | 2 |
| 4461-4528 | Refer to Rear Axle Parts List Section 40, Page 1 | | | |
| 4529 BOLT (DRIVESHAFT UNIVERSAL JOINT) | | | | |
| 73/77 | B-F-M-P450/500 | 01T 4529 | "U" shaped-3/8"-24 | 2 |
| 73/77 | E-F250/350 -- w/1350,1410 Size U/joint | | | 2 |
| | | 33800-S8 | (M-63)-nut-3/8"-24 | 2 |
| | | 34847-S8 | (X-74)-lockwasher-3/8" | 2 |
| 78/ | E-F250/350 -- w/1350 Size U/joint | D8UZ 4529-B | "U" shaped-3/8"-16 | 2 |
| | | 33799-S2 | (M-S2)-Nut-3/8"-16 | 4 |
| | | 34807-S8 | (X-66)-Washer-3/8" lock | 4 |
| 73/77 | P350/400 | ★C8UZ 4529-A | "U" shaped-5/16"-14 -for 1 1/16" bearing caps- | 2 |
| 73/77 | E-F100/350 -- w/1310, 1330 Size U/joint | | r/b D8UZ 4529-A(7/79) | 2 |
| | | 33798-S8 | (M-62)-nut-"U" bolt-5/16"-24 | 2 |
| | | 34806-S7 | (X-64)-lockwasher-5/16" | 2 |
| | | 34808-S8 | (X-67)-lockwasher-7/16" | 2 |
| 78/ | E-F100/350 -- w/1310,1330 Size U/joint | D8UZ 4529-A | "U" shaped-5/16" -18-for 1 1/16" bearing caps | 2 |
| | | D3AZ 4529-A | "U" shaped-for 1 1/8" bearing caps | 2 |
| | | 33797-S7 | (M-50)-Nut-5/16"-18 | 4 |
| | | 34806-S7 | (X-64)-Washer-5/16" lock | 4 |
| 4530-98 | Refer to Rear Axle Parts List Section 40, page 1 | | | |

APRIL, 1980

COPYRIGHT © 1980-

FORD MOTOR

-DEARBORN, MICHIGAN

COMPANY

CHANGE 1

1973/79 TRUCK SERIES 100/500

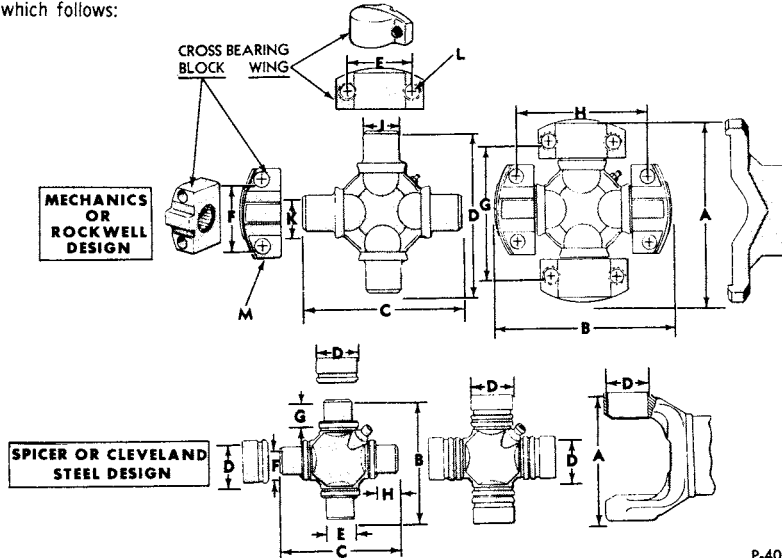
4602-6 SHAFT ASSY. (DRIVE) - Refer to Section 46.1 page 1

4614-30 Refer to rear axle parts list section 40, page 1

4635 UNIVERSAL JOINT
For driveshaft model application refer to Section 46.1, page 1. For coupling shaft model application refer to Section 48.1, page 1.

SIZE IDENTIFICATION CHART

For related seal, shield, lock ring and washer refer to the Universal Joint Related Parts Chart which follows:



| INDUSTRY DESIGNATION | DIMENSIONS (INCHES) | | | | | | | | UC - 0 J D T. E | PART NUMBER | DESIGN |
|----------------------|---------------------|---------|---------|--------|-------|-------|-------|-------|-----------------------------------|-------------|-----------------|
| | A | B | C | D | E | F | G | H | | | |
| 055 | 4 7/16 | 3 15/16 | 3 31/32 | 1 3/16 | 49/64 | 49/64 | 25/32 | 25/32 | 32 | C5TZ 4635-G | Cleveland Steel |
| 1280 | 3 9/32 | 2 31/32 | 2 31/32 | 1 1/16 | 39/64 | 39/64 | | | 22 | C5TZ 4635-C | Dana (Spicer) |
| 1310 | 3 1/4 | 2 31/32 | 2 31/32 | 1 1/16 | 21/32 | 21/32 | 11/16 | 11/16 | 12 | B6TZ 4635-A | Dana (Spicer) |
| 1310 | 3 15/32 | 2 21/32 | 2 31/32 | 1 1/16 | 21/32 | 21/32 | | | 44 | C9TZ 4635-B | Dana (Spicer) |
| 1310 | 3 1/4 | 3 1/4 | 3 | 1 1/16 | | 11/16 | 17/32 | 17/32 | 45 | C3AZ 4635-E | Cleveland Steel |
| 1310 | 3 1/4 | 3 1/4 | 3 | 1 1/8 | | 11/16 | 17/32 | 17/32 | 46 | C3AZ 4635-F | Cleveland Steel |
| 1310/ 1330 | 3 1/4 x 3 5/8 | 3 3/8 | 3 | 1 1/16 | 43/64 | 21/32 | 11/16 | 11/16 | 27 | C5TZ 4635-F | Dana (Spicer) |
| 1330 | 3 5/8 | 3 3/8 | 3 3/8 | 1 1/16 | 21/32 | 21/32 | | | 35 | C4SZ 4635-B | Dana (Spicer) |
| 1330 | 3 5/8 | 3 13/16 | 3 13/16 | 1 1/16 | 11/16 | 11/16 | 19/32 | 19/32 | 41 | C3AZ 4635-G | Cleveland Steel |
| 1330 | 3 5/8 | 3 13/16 | 3 13/16 | 1 1/8 | 11/16 | 11/16 | 19/32 | 19/32 | 42 | C3AZ 4635-H | Cleveland Steel |
| 1350 | 3 5/8 | 3 3/8 | 3 3/8 | 1 3/16 | 49/64 | 49/64 | 25/32 | 25/32 | 9 | B5TZ 4635-A | Dana (Spicer) |
| 1410 | 4 1/4 | 3 15/16 | 3 15/16 | 1 3/16 | 49/64 | 49/64 | 25/32 | 25/32 | 3 | B6TZ 4635-B | Dana (Spicer) |

UNIVERSAL JOINT RELATED PARTS CHART

| U-JT. CODE | PART NUMBER | INDUSTRY DESIGNATION | SEAL | SHIELD | LOCK RING | LOCK PLATE |
|-----------------------------|-------------|----------------------|--------------|--------|-------------|------------|
| DANA (SPICER) DESIGN | | | | | | |
| 9 | B5TZ 4635-A | 1350 | ★ B9T 4706-A | | D3HZ 4647-A | |
| 3 | B6TZ 4635-B | 1410 | ★ B9T 4706-A | | D3HZ 4647-A | |
| 12 | B6TZ 4635-A | 1310 | ★ B9T 4706-B | | C3AZ 4891-A | |
| 22 | C5TZ 4635-C | 1280 | | | C3AZ 4891-A | |
| 27 | C5TZ 4635-F | 1310, 1330 | | | C3AZ 4891-A | |
| 35 | C4SZ 4635-B | 1330 | | | | |

CLEVELAND STEEL DESIGN

Note: † Use 377008-S2 BOLT (5/16"-24 x 11/16") to attach

| | | | | | | |
|----|-------------|-----|--|--|--|----------------|
| 32 | C5TZ 4635-G | 055 | | | | † C6TZ 4A254-A |
|----|-------------|-----|--|--|--|----------------|

1973/79
TRUCK SERIES 100/500

| YEAR | MODEL/RESTRICTIONS | PART NUMBER | DESCRIPTION | QTY. |
|---------|---|-------------|---|------|
| 4637 | WASHER (DRIVING PINION and COUPLING SHAFT) – Also refer to Rear Axle Parts List Section 40, page 1. | | | |
| 73/ | B-F500 | B5QH 4637-A | | 1 |
| 4647 | Ring (Driveshaft Bearing Retainer) – Also refer to universal joint and related parts in group 4635 | | | |
| 73/76 | M450/500 | D3HZ 4647-A | | 2 |
| 4662-76 | Refer to Rear Axle Parts List Section 40, page 1 | | | |
| 4706 | SEAL (UNIVERSAL JOINT GREASE) – Refer to Universal Joint Related Parts Chart group 4635 | | | |
| 4710 | CAP (UNIVERSAL JOINT KNUCKLE DUST) – Refer to Slip Yoke Related Parts Chart group 4841 | | | |
| 4712 | Serviced only in assy. – group 4635 | | | |
| 4730 | BUMPER (REAR AXLE) – Also refer to groups 5783, 3019-20 | | | |
| 73/77 | B-F500 | C0TZ 4730-A | | 2 |
| 73/76 | M450/500 | | | 2 |
| 73/77 | P500 – – 154" W/B | | | 2 |
| 73/ | E200/350 | C5TZ 4730-B | | 2 |
| 73/ | F100/350 | | | 2 |
| 73/ | F100/500 | | Use on Front and Rear Axle | 4 |
| 75/ | E100/150 | D5UZ 4730-A | | 2 |
| 73/ | E-F100/500 | 382802-S2 | (MM-173-JB)-locknut (bumper to side rail)-3/8"-16 | 2 |
| 4731 | BRACKET (REAR AXLE BUMPER) | | | |
| 73/ | F100/350 – – exc. Dana 44 axle | C5TZ 4731-B | Bumper stop | 2 |
| 77/ | F100/150 – – Dana 44 axle | ★4731 | Improvise From 9/64" thick steel | 2 |
| 4739-81 | Refer to Rear Axle Parts List Section 40, page 1 | | | |
| 4782 | YOKE (DRIVESHAFT CENTERING SOCKET) | | | |
| 74/78 | F100/250 – – 4/W/D | D2TZ 4782-A | Used on double cardan shafts | 2 |
| 79 | F150/350 – – 4/W/D | D9TZ 4782-A | Used on double cardan shafts | 1 |
| 4783 | Refer to Rear Axle Parts List Section 40, Page 1 | | | |
| 4784 | YOKE (DRIVE SHAFT CENTER) | | | |
| 74/78 | F100/250 – – 4/W/D | C9TZ 4784-A | Used on double cardan shafts | 2 |
| 79 | F150/250 – – 4/W/D | D9TZ 4784-A | Used on double cardan shafts | 1 |
| 4785-91 | Refer to Rear Axle Parts List Section 40, Page 1 | | | |

**1973/79
TRUCK SERIES 100/500**

4602-6 SHAFT ASSY. (DRIVE)

HOW TO LOCATE DRIVE LINE PART NUMBERS

1. USE THE DRIVE LINE IDENTIFICATION CROSS REFERENCE GUIDE.

Refer to Page 3 of this section for a Cross-Reference from stamped number on shaft to service part number.
2. USE THE DRIVESHAFT APPLICATION CHART.
 - a. Refer to Section 46.2 Page 1 for the Driveshaft Application Chart Index.
 - b. Universal joint, slip yoke and flange yoke codes used throughout the chart are cross-referenced to service part numbers on page 1 of this section.
 - c. Manufacturer Codes used throughout the Chart are Cross-Referenced as follows:
D-Dana (Spicer) E-Eaton F-Ford R-Rockwell (Timken)
 - d. The Driveshaft "Types", and the "A" and "B" designations are illustrated on Page 10 of this section.
Basic 4605 applies to the driveshaft only as shown on page 10 of this section.
Basic 4602 is a shaft assembly and includes the shaft, universal joints and the slip yoke.
 - e. Typical drive line and universal joint illustrations are shown on page 10 of this section.
3. USE THE DRIVE and COUPLING SHAFT COMPONENT PARTS LISTS.
Use the Drive and Coupling Shaft Component Parts List. When the part number for the complete shaft assembly is known, the part number of the shaft sub-assembly and related components may be found in the Drive and Coupling Shaft Component Parts List in Section 46.1A.
4. USE THE DRIVE LINE ILLUSTRATIONS.
 - a. Refer to the "Typical" drive line illustrations on page 10 of this section to obtain a basic Group Number.
 - b. Refer to the group number in the catalog. Determine the part number needed from that group or follow cross-references to their groups to determine the part number needed.
5. USE THE ALPHABETICAL INDEX.
 - a. Refer to the alphabetical part name index at the beginning of the catalog to obtain a basic group number.
 - b. Refer to the group number in the catalog. Determine the part number needed from that group or follow cross-references to other groups to determine the part number needed.

CODE CROSS-REFERENCE

| CODE | PART NUMBER | CODE | PART NUMBER |
|---|-------------|------|-------------|
| UNIVERSAL JOINT CODES % | | | |
| Note: % Also refer to groups 4635, 4841 and 4886 for Size Identification and Related Parts. | | | |
| 3 | B6TZ 4635-B | 35 | C4SZ 4635-B |
| 9 | B5TZ 4635-A | 41 | C3AZ 4635-G |
| 12 | B6TZ 4635-A | 42 | C3AZ 4635-H |
| 22 | C5TZ 4635-C | 44 | C9TZ 4635-B |
| 27 | C5TZ 4635-F | 45 | C3AZ 4635-E |
| 32 | C5TZ 4635-G | 46 | C3AZ 4635-F |
| SLIP YOKE CODES % | | | |
| Note: % Also refer to groups 4635, 4841 and 4886 for Size Identification and Related Parts. | | | |
| 22 | TAAA 4841-A | 39 | C5TZ 4841-C |
| 23 | TDAA 4841-A | 41 | C5TZ 4841-E |
| 30 | TEAA 4841-A | 42 | C5TZ 4841-F |

1973/79 TRUCK SERIES 100/500

4602-6 SHAFT ASSY. (DRIVE) — Cont'd

DRIVE LINE CROSS-REFERENCE GUIDE

1. Find the number(s) stamped on the shaft.
2. Refer to the Cross-Reference below to obtain the service part number needed.

DRIVESHAFT

| DRIVE LINE CROSS REFERENCE GUIDE | | | | | | | | | | | | | | | | | | | |
|----------------------------------|--------|---|---------------|---|---|---------------|-------------|------|---|--------------------------|---------------|---|---|---------------|-------------|---------------|---|--|--|
| IDENTIFICATION NUMBER | ▲ CODE | | | | | ▲ DRIVE SHAFT | | | | IDENTIFICATION NUMBER | ▲ CODE | | | | | ▲ DRIVE SHAFT | | | |
| | YOKE | | UNIV JOINT | | | SIZE (INCHES) | PART NUMBER | YOKE | | | UNIV JOINT | | | SIZE (INCHES) | PART NUMBER | | | | |
| | F | S | L | R | E | | | T | Y | | A | P | E | | | R | T | | |
| | L | L | L | R | R | T | A | P | E | | R | T | A | P | E | R | T | | |

Note:
 ▲ Refer to Section 46.1, Page 1 for explanation of the chart and the codes shown.
 ◆ Drive shaft uses (3) U-joints code 44 ◊ Drive shaft uses (2) U-joints code 44. ⊕ Drive shaft uses (2) U-joints code 12
 \$ Drive shaft uses (2) U-joints code 35

| | | | | | | | | | | | | | | | | |
|---------------|----|----|----|----|----------|----------|----------------|---------------|---------------|----|----|----|----------|----------|----------------|--------------|
| COTT 4602-AK | 30 | 32 | 32 | 5 | 41 5/16 | 3 | ★COTZ 4602-D | D2TA 4602-ATA | 42 | 12 | 12 | 5 | 40 9/32 | 2 1/2 | D3TZ 4602-V | |
| | | | | | | | †/bC2TZ 4602-B | D3HS 4602-CA | 66 | 32 | 32 | 5 | 46 13/16 | 4 | D3HZ 4602-BE | |
| COTT 4602-BJ | 30 | 32 | 32 | 5 | 43 3/16 | 3 | COTT 4605-AT | D3HS 4602-DA | 66 | 32 | 32 | 5 | 35 13/16 | 4 | D3HZ 4602-BD | |
| C1TT 4602-VK | 30 | 32 | 32 | 5 | 42 11/32 | 3 | C1TZ 4602-E | D3HS 4602-JA | 66 | 32 | 32 | 5 | 52 13/16 | 4 | ★D3HZ 4602-BF | |
| C1TT 4602-VL | 30 | 32 | 32 | 5 | 41 7/8 | 3 | C1TZ 4602-V | D3HS 4602-EAA | 66 | 32 | 32 | 5 | 45 13/16 | 4 | ★D3HZ 4602-BC | |
| C2TA 4602-AG | 30 | 32 | 32 | 5 | 41 15/32 | 3 | ★C2TZ 4602-B | D3HS 4602-EBA | 66 | 32 | 32 | 5 | 35 13/16 | 4 | D3HZ 4602-BD | |
| C5TA 4602-ZZ | 39 | 32 | 32 | 5 | 39 13/16 | 3 | C8TZ 4602-DK | D3TA 4602-AA | 42 | 12 | 12 | 5 | 46 5/8 | 2 1/2 | D3TZ 4602-D | |
| C5TA 4602-AAA | 39 | 32 | 32 | 5 | 40 3/16 | 3 | C8TZ 4602-DL | D3TA 4602-CA | 65 | 35 | 35 | 5 | 46 5/16 | 3 | D3TZ 4602-F | |
| C5TA 4602-AAB | 39 | 32 | 32 | 5 | 41 9/16 | 3 | ★C8TZ 4602-DR | D3TA 4602-YB | 42 | 27 | 27 | 4 | 50 1/32 | 2 1/2 | D3TZ 4602-W | |
| | | | | | | | †/bC9TZ 4602-F | D3TA 4602-ZB | 86 | 27 | 27 | 4 | 36 3/8 | 2 1/2 | D3TZ 4602-Y | |
| C6TA 4602-CM | 42 | 12 | 12 | 4 | 22 31/32 | 2 1/2 | C7TZ 4602-B | D3TA 4602-ABA | 1 | 42 | 12 | 12 | 4 | 47 17/32 | 3 | D3TZ 4602-G |
| C8HA 4602-Y | 39 | 32 | 32 | 5 | 43 1/2 | 3 | C8HZ 4602-EY | D3TA 4602-ADA | 65 | 35 | 35 | 5 | 45 21/32 | 3 | D3TZ 4602-F | |
| C8HA 4602-BR | 30 | 32 | 32 | 5 | 44 1/16 | 3 | ★C8HZ 4602-BW | D3TA 4602-AFA | 42 | 12 | 12 | 5 | 42 23/32 | 2 1/2 | ★D3TZ 4602-J | |
| C8HA 4602-GB | 30 | 32 | 32 | 5 | 42 1/16 | 3 | ★C8HZ 4602-BY | | | | | | | | †/bD3TZ 4602-U | |
| C8TA 4602-AU | 66 | 32 | 32 | 5 | 40 5/16 | 3 | C8TZ 4602-BR | D3TA 4602-AHA | 65 | 35 | 35 | 5 | 39 21/32 | 3 | D3TZ 4602-K | |
| C8TA 4602-AZ | 66 | 32 | 32 | 5 | 39 23/32 | 3 | ★C8TZ 4602-BS | D3TA 4602-AJA | 65 | 35 | 35 | 5 | 42 5/8 | 3 | D3TZ 4602-M | |
| C8TA 4602-BT | 66 | 32 | 32 | 5 | 41 9/16 | 3 | C8TZ 4602-BY | D3TA 4602-AKA | 65 | 35 | 35 | 5 | 42 5/8 | 3 | D3TZ 4602-M | |
| C8TA 4602-CM | 39 | 32 | 32 | 5 | 40 1/2 | 3 | ★C8TZ 4602-CF | D3TA 4602-AMA | 60 | 12 | 12 | 4 | 48 3/8 | 3 | D3TZ 4602-Z | |
| C8TA 4602-CT | 30 | 32 | 32 | 5 | 61 1/16 | 4 | C8TZ 4602-AT | D3TA 4602-AMB | 60 | 12 | 12 | 4 | 48 3/8 | 3 | D3TZ 4602-Z | |
| C8TA 4602-CU | 30 | 32 | 32 | 5 | 59 1/16 | 4 | C8TZ 4602-AU | D3TA 4602-ARA | 1 | 42 | 12 | 12 | 4 | 53 23/32 | 2 1/2 | C7TZ 4602-AA |
| C8TA 4602-FC | 42 | 12 | 12 | 5 | 40 1/8 | 2 1/2 | C8TZ 4602-J | D3TA 4602-ASA | 1 | 42 | 12 | 12 | 4 | 50 11/32 | 3 | C7TZ 4602-U |
| C8TA 4602-FL | 1 | 42 | 12 | 12 | 4 | 53 23/32 | 2 1/2 | C7TZ 4602-AA | D3TA 4602-ATA | 42 | 12 | 12 | 5 | 42 11/16 | 2 1/2 | D3TZ 4602-S |
| C8TA 4602-FM | 1 | 42 | 12 | 12 | 4 | 50 11/32 | 3 | C7TZ 4602-U | D3TA 4602-AUA | 42 | 12 | 12 | 5 | 47 27/32 | 2 1/2 | D3TZ 4602-T |
| C9TA 4602-AB | 39 | 32 | 32 | 5 | 41 5/16 | 3 | ★C9TZ 4602-F | D3TA 4602-AZB | 60 | 12 | 12 | 4 | 54 23/32 | 3 1/2 | D3TZ 4602-AA | |
| DOHA 4602-EH | 39 | 32 | 32 | 5 | 57 13/16 | 4 | DOHZ 4602-N | D3TS 4602-AA | 65 | 35 | 35 | 5 | 42 9/16 | 3 | D3TZ 4602-AC | |
| DOHA 4602-ES | 39 | 32 | 32 | 5 | 43 5/16 | 3 | ★DOHZ 4602-D | D3TS 4602-BA | 42 | 12 | 12 | 2 | 56 31/32 | 3 1/2 | D3TZ 4602-AG | |
| DOHA 4602-JR | 30 | 32 | 32 | 5 | 46 13/16 | 3 | DOHZ 4602-CH | D3TS 4602-JA | 42 | 27 | 27 | 4 | 48 23/32 | 2 1/2 | D3TZ 4602-AE | |
| DOHA 4602-JY | 66 | 32 | 32 | 5 | 57 5/16 | 4 | ★DOHZ 4602-AR | D3TS 4602-KA | 60 | 12 | 12 | 4 | 53 19/32 | 3 1/2 | D3TZ 4602-AF | |
| DOHA 4602-KA | 66 | 32 | 32 | 5 | 53 13/16 | 3 1/2 | DOHZ 4602-DN | D4TA 4602-FB | 65 | 35 | 35 | 5 | 43 1/8 | 3 | ★D4TZ 4602-E | |
| DOHA 4602-KF | 66 | 32 | 32 | 5 | 43 5/16 | 3 1/2 | DOHZ 4602-DH | | | | | | | | †/bD3TZ 4602-M | |
| DOHA 4602-RV | 66 | 32 | 32 | 5 | 41 13/16 | 3 1/2 | DOHZ 4602-DG | D4TA 4602-GB | 87 | 9 | 9 | 5 | 40 | 3 | D4TZ 4602-A | |
| DOTA 4602-L | 66 | 32 | 32 | 5 | 38 13/16 | 3 1/2 | DOTZ 4602-J | D4TA 4602-GC | 87 | 9 | 9 | 5 | 40 | 3 | D4TZ 4602-A | |
| DOTA 4602-M | 66 | 32 | 32 | 5 | 39 13/16 | 3 1/2 | DOTZ 4602-K | D4TA 4602-HB | 87 | 9 | 9 | 5 | 46 3/32 | 3 | D4TZ 4602-B | |
| DOTA 4602-N | 66 | 32 | 32 | 5 | 40 13/16 | 3 1/2 | ★DOTZ 4602-L | D4TA 4602-HC | 87 | 9 | 9 | 5 | 46 3/32 | 3 | D4TZ 4602-B | |
| DOTA 4602-Y | 66 | 32 | 32 | 5 | 58 13/16 | 4 | ★DOTZ 4602-E | D4TA 4602-JB | 87 | 9 | 9 | 5 | 42 13/16 | 3 | D4TZ 4602-C | |
| DOTA 4602-Z | 39 | 32 | 32 | 5 | 58 13/16 | 4 | ★DOTZ 4602-C | D4TA 4602-JC | 87 | 9 | 9 | 5 | 42 13/16 | 3 | D4TZ 4602-C | |
| D1TA 4602-TA | 30 | 32 | 32 | 5 | 59 13/16 | 4 | ★D1TZ 4602-B | D4TA 4602-NA | 60 | 12 | 12 | 4 | 56 51/64 | 3 1/2 | D4TZ 4602-R | |
| D2TA 4602-ARA | 42 | 12 | 12 | 5 | 42 23/32 | 2 1/2 | D3TZ 4602-U | D4TA 4602-RA | 86 | ◆ | ◆ | 4 | 24 15/16 | 2 1/2 | D4TZ 4602-L | |

1973/79 TRUCK SERIES 100/500

DRIVE LINE CROSS REFERENCE GUIDE

| IDENTIFICATION NUMBER | ▲ CODE | | | | | | ▲ DRIVE SHAFT | | | | IDENTIFICATION NUMBER | ▲ CODE | | | | | | ▲ DRIVE SHAFT | | | |
|-----------------------|--------|---|-------|------|---|---|---------------|-------------|------|---|-----------------------|--------|---|---|---------------|-------------|---|---------------|--|--|--|
| | YOKE | | | UNIV | | | SIZE (INCHES) | PART NUMBER | YOKE | | | UNIV | | | SIZE (INCHES) | PART NUMBER | | | | | |
| | F | S | JOINT | L | F | R | | | F | S | | JOINT | L | F | | | R | | | | |
| | A | N | G | L | I | P | A | N | G | L | | I | P | A | N | G | | | | | |

Note: ▲ Refer to Section 46.1, Page 1 for explanation of the chart and the codes shown. — Cont'd
 ◊ Drive shaft uses (3) U-joints code 44 ◊ Drive shaft uses (2) U-joints code 44. ⊕ Drive shaft uses (2) U-joints code 12
 § Drive shaft uses (2) U-joints code 35

| | | | | | | | | | | | | | | | | | |
|-------------------|----|----|----|---|----|-------|-------|-----------------------------------|---------------|-----|----|----|---|----|-------|-------|--------------|
| D4TA 4602-SA | 42 | ◆ | ◆ | 4 | 26 | 31/64 | 2 1/2 | D4TZ 4602-M | D6UA 4602-ANA | 95 | 9 | 9 | 5 | 44 | 31/64 | 3 | D5UZ 4602-F |
| D4TA 4602-TA | 86 | ◆ | ◆ | 4 | 52 | 21/32 | 3 | D4TZ 4602-N | D6UA 4602-ARA | 95 | 9 | 9 | 5 | 48 | 13/32 | 3 | D5UZ 4602-G |
| D4TA 4602-ABA | 42 | 12 | 12 | 5 | 40 | 13/16 | 2 1/2 | D4TZ 4602-T | D6UA 4602-BEA | 41 | 12 | 12 | 5 | 72 | 19/64 | 3 1/2 | D6UZ 4602-B |
| D4TA 4602-ADA | 65 | 27 | 27 | 5 | 39 | 25/32 | 3 | D4TZ 4602-AL | D7TA 4602-RA | 86 | ◆ | ◆ | 4 | 46 | 43/64 | 3 | D6TZ 4602-E |
| D4TA 4602-AEB | 42 | 12 | 12 | 5 | 40 | 25/64 | 2 1/2 | D4TZ 4602-W | D7TA 4602-RB | 86 | 44 | 44 | 4 | 46 | 11/64 | 3 | D7TZ 4602-J |
| D4TA 4602-AGB | 65 | 35 | 35 | 5 | 40 | 19/32 | 3 | D4TZ 4602-AM | D7TA 4602-RD | 98 | ◇ | 35 | 4 | 46 | 23/32 | 3 | D8TZ 4602-D |
| D4TA 4602-AHA | 42 | 12 | 12 | 5 | 36 | 13/16 | 2 1/2 | D4TZ 4602-U | D7TA 4602-TA | 98 | 35 | 35 | 4 | 36 | 3/8 | 2 1/2 | D7TZ 4602-K |
| D4TA 4602-AJA | 87 | 9 | 9 | 5 | 36 | 3/8 | 3 | D4TZ 4602-V | D7TA 4602-AAA | 41 | 12 | 12 | 4 | 22 | 31/32 | 2 1/2 | D6TZ 4602-D |
| D4TA 4602-AKB | 42 | 12 | 12 | 5 | 37 | 23/32 | 2 1/2 | D4TZ 4602-Y | D7TA 4602-AAB | 41 | 12 | 12 | 4 | 22 | 31/32 | 2 1/2 | D6TZ 4602-D |
| D4TA 4602-ALB | 87 | 9 | 9 | 5 | 37 | 1/8 | 3 | D4TZ 4602-AK | D7TA 4602-ASA | 87 | 9 | 9 | 5 | 46 | 3/32 | 3 | D4TZ 4602-B |
| D4TA 4602-ASA | 86 | ◆ | ◆ | 4 | 52 | 21/32 | 3 | D4TZ 4602-N | D7TA 4602-ASB | 107 | 9 | 9 | 5 | 45 | 17/64 | 3 | D7TZ 4602-AZ |
| D4TA 4602-ATA | 90 | 3 | 3 | 5 | 41 | 13/16 | 3 | ★D4TA 4602-ATA | D7TA 4602-ATA | 87 | 9 | 9 | 5 | 38 | 5/16 | 3 | D4TZ 4602-AK |
| D4TA 4602-AUA | 90 | 3 | 3 | 5 | 42 | 13/16 | 3 | ★D4TA 4602-AUA | D7TA 4602-ATB | 107 | 9 | 9 | 5 | 36 | 19/64 | 3 | D7TZ 4602-AX |
| D4TA 4602-AVA | 90 | 3 | 3 | 5 | 43 | 1/16 | 3 | ★D4TA 4602-AVA | D7TA 4602-AUA | 87 | 9 | 9 | 5 | 37 | 33/64 | 3 | D4TZ 4602-V |
| D4TA 4602-AYA | 90 | 3 | 3 | 5 | 44 | 1/16 | 3 | ★D4TA 4602-AYA | D7TA 4602-AUB | 107 | 9 | 9 | 5 | 35 | 35/64 | 3 | D7TZ 4602-AW |
| D4TA 4602-AZA | 90 | 3 | 3 | 5 | 44 | 13/16 | 3 | ★D4TA 4602-AZA | D7TA 4602-AVA | 87 | 9 | 9 | 5 | 40 | | 3 | D4TZ 4602-A |
| D4TA 4602-BDA | 90 | 3 | 3 | 5 | 58 | 13/16 | 4 | ★D4TA 4602-BDA | D7TA 4602-AVB | 107 | 9 | 9 | 5 | 39 | 1/4 | 3 | D7TZ 4602-AV |
| D4TA 4602-BEA | 90 | 3 | 3 | 5 | 59 | 5/16 | 4 | ★D4TA 4602-BEA | D7TA 4602-AYA | 87 | 9 | 9 | 5 | 42 | 13/16 | 3 | D4TZ 4602-C |
| D4TA 4602-BFA | 90 | 3 | 3 | 5 | 59 | 13/16 | 4 | ★D4TA 4602-BFA | D7TA 4602-AYB | 107 | 9 | 9 | 5 | 41 | 63/64 | 3 | D7TZ 4602-AY |
| D4TA 4602-BGA | 90 | 3 | 3 | 5 | 60 | 19/32 | 4 | ★D4TA 4602-BGA | D7TA 4602-BAA | 93 | 9 | 9 | 5 | 65 | 9/32 | 3 1/2 | D7TZ 4602-H |
| D4TA 4602-BRA | 90 | 3 | 3 | 5 | 41 | 1/8 | 3 | ★D4TA 4602-BRA | D7TA 4602-BBA | 98 | 35 | 9 | 4 | 42 | 3/16 | 3 | D7TZ 4602-W |
| D4TS 4602-AA | 60 | 12 | 12 | 2 | 59 | 31/32 | 3 1/2 | D4TZ 4602-AH | D7TA 4602-BCA | 86 | 12 | 12 | 4 | 42 | 5/16 | 2 1/2 | D7TZ 4602-V |
| D4TS 4602-BA | 87 | 9 | 9 | 2 | 48 | 29/32 | 3 | D4TZ 4602-AJ | D7TA 4602-BDA | 99 | 12 | 12 | 5 | 42 | 3/32 | 2 1/2 | D7TZ 4602-AP |
| D5TA 4602-BAA | 92 | 12 | 12 | 5 | 68 | 1/32 | 3 1/2 | ★D5TZ 4602-B | D7TA 4602-BEA | 99 | 12 | 12 | 5 | 39 | 7/16 | 2 1/2 | D7TZ 4602-AR |
| D5TA 4602-BAB | 92 | 12 | 12 | 5 | 68 | 1/32 | 3 1/2 | ★D5TZ 4602-B r/bD7TZ 4602-BM | D7TA 4602-BFA | 99 | 12 | 12 | 5 | 38 | 29/32 | 2 1/2 | D7TZ 4602-AS |
| D5TA 4602-BCA | 92 | 12 | 12 | 5 | 65 | 7/16 | 3 1/2 | ★D5TZ 4602-B r/bD7TZ 4602-D | D7TA 4602-BGA | 99 | 12 | 12 | 5 | 36 | 7/8 | 2 1/2 | D7TZ 4602-AM |
| D5TA 4602-BDA | 93 | 9 | 9 | 5 | 65 | 17/64 | 4 | ★D5TZ 4602-E r/bD7TZ 4602-H | D7TA 4602-BHA | 99 | 12 | 12 | 5 | 35 | 31/32 | 2 1/2 | D7TZ 4602-AN |
| D5TA 4602-BEA | 42 | 12 | 12 | 5 | 44 | | 2 1/2 | D5TZ 4602-A | D7TA 4602-BJA | 100 | 35 | 35 | 5 | 45 | 15/32 | 2 1/2 | D7TZ 4602-BA |
| ED3-D5TA 4602-BFB | 96 | 35 | 35 | 5 | 68 | 5/16 | 3 1/2 | D8TZ 4602-BS | D7TA 4602-BKA | 100 | 35 | 35 | 5 | 42 | 5/16 | 2 1/2 | D7TZ 4602-BB |
| D5TA 4602-BFC | 96 | 35 | 35 | 5 | 68 | 5/16 | 3 1/2 | D8TZ 4602-BS | D7TA 4602-BLA | 100 | 35 | 35 | 5 | 38 | 15/16 | 3 | D7TZ 4602-AT |
| D5UA 4602-CB | 42 | 12 | 9 | 5 | 45 | 21/32 | 2 1/2 | D5UZ 4602-E | D7TA 4602-BMA | 100 | 35 | 35 | 5 | 39 | 3/4 | 3 | D7TZ 4602-AU |
| D5UA 4602-DB | 42 | 12 | 12 | 5 | 45 | 11/16 | 2 1/2 | D5UZ 4602-J | D7TA 4602-BRA | 42 | 12 | 12 | 4 | 41 | 13/16 | 2 1/2 | D7TZ 4602-AD |
| D5UA 4602-HB | 42 | 12 | 12 | 5 | 48 | 15/16 | 2 1/2 | D5UZ 4602-H | D7TA 4602-BRB | 99 | 12 | 12 | 5 | 40 | 15/16 | 2 1/2 | D7TZ 4602-BC |
| D5UA 4602-KB | 65 | 35 | 9 | 5 | 45 | 39/64 | 2 1/2 | D5UZ 4602-K | D7TA 4602-BSA | 98 | 35 | 35 | 4 | 63 | 15/64 | 3 1/2 | D7TZ 4602-AE |
| D5UA 4602-MB | 95 | 9 | 9 | 5 | 44 | 31/64 | 3 | D5UZ 4602-F | D7TA 4602-BTA | 98 | 35 | 35 | 4 | 60 | 15/64 | 3 1/2 | D7TZ 4602-AF |
| D5UA 4602-SB | 95 | 9 | 9 | 5 | 48 | 13/32 | 3 | D5UZ 4602-G | D7TA 4602-BTB | 65 | ⊕ | 35 | 4 | 20 | 7/8 | 2 1/2 | D7TZ 4602-AG |
| D5UA 4602-BTA | 65 | 35 | 9 | 5 | 49 | 35/64 | 2 1/2 | D5UZ 4602-L | D7TA 4602-BVA | 65 | ⊕ | 35 | 4 | 23 | 13/16 | 2 1/2 | D7TZ 4602-AJ |
| D6TA 4602-AEB | 60 | 12 | 12 | 4 | 40 | 19/32 | 3 | D6TZ 4602-C | D7TA 4602-BYA | 65 | ⊕ | 35 | 4 | 26 | 19/32 | 2 1/2 | D7TZ 4602-AH |
| D6TA 4602-ASA | 87 | 9 | 9 | 5 | 46 | 3/32 | 3 | D4TZ 4602-B | D7TA 4602-BZB | 60 | 12 | 35 | 4 | 56 | 5/8 | 3 1/2 | D7TZ 4602-BH |
| D6TA 4602-ATA | 87 | 9 | 9 | 5 | 42 | 13/16 | 3 | D4TZ 4602-C | D7TA 4602-CBB | 60 | 12 | 35 | 4 | 65 | 15/32 | 3 1/2 | D7TZ 4602-BK |
| D6TA 4602-AUA | 87 | 9 | 9 | 5 | 40 | | 3 | D4TZ 4602-A | D7TA 4602-CDB | 60 | 12 | 35 | 4 | 65 | 15/32 | 3 1/2 | D7TZ 4602-BM |
| D6TA 4602-AVA | 87 | 9 | 9 | 5 | 37 | 33/64 | 3 | D4TZ 4602-V | D7TA 4602-CEA | 42 | ◆ | ◆ | 4 | 26 | 31/64 | 2 1/2 | D4TZ 4602-M |
| D6TA 4602-AYA | 87 | 9 | 9 | 5 | 38 | 5/16 | 3 | D4TZ 4602-AK | D7TA 4602-CFA | 80 | 12 | 12 | 5 | 54 | 2/5 | 3 1/2 | D7TZ 4602-L |
| D6TA 4602-BAA | 41 | 12 | 12 | 5 | 71 | 23/64 | 4 | D6TZ 4602-A | D7TS 4602-AA | 98 | 35 | 35 | 4 | 27 | 15/32 | 3 | D7TZ 4602-AL |
| D6TA 4602-BAB | 41 | 12 | 12 | 5 | 71 | 1/3 | 3 1/2 | ★D6TA 4602-BAB use D7TZ 4602-B | D7TS 4602-BA | 98 | 35 | 35 | 4 | 54 | 5/16 | 3 | D7TZ 4602-AC |
| | | | | | | | | | D7TS 4602-CA | 99 | 12 | 12 | 5 | 55 | 39/64 | 3 1/2 | D7TZ 4602-BD |
| | | | | | | | | | D7TS 4601-DA | 107 | 9 | 9 | 5 | 55 | 15/32 | 3 1/2 | D7TZ 4602-BE |
| | | | | | | | | | D7TS 4602-EA | 100 | 35 | 35 | 5 | 47 | 23/32 | 3 | D7TZ 4602-BF |

**1973/79
TRUCK SERIES 100/500**

| IDENTIFICATION NUMBER | | ▲ CODE | | | | | ▲ DRIVE SHAFT | | | | | IDENTIFICATION NUMBER | | ▲ CODE | | | | | ▲ DRIVE SHAFT | | | | | | |
|-----------------------|---|--------|---|------|---|---|---------------|---|---|---|---|-----------------------|---|---------------|---------------|-------------|---|---|---------------|---|---|---|---|---|---|
| | | YOKE | | UNIV | | | ▲ DRIVE SHAFT | | | | | | | YOKE | | UNIV | | | ▲ DRIVE SHAFT | | | | | | |
| | | F | S | F | R | T | F | L | R | E | T | | | SIZE (INCHES) | SIZE (INCHES) | PART NUMBER | F | S | F | R | T | F | L | R | E |
| A | N | G | E | L | I | P | A | R | E | A | B | | A | N | G | E | L | I | P | A | R | E | A | B | |

Note: ▲ Refer to Section 46.1, Page 1 for explanation of the chart and the codes shown. — Cont'd
 ◆ Drive shaft uses (3) U-joints code 44 ◇ Drive shaft uses (2) U-joints code 44. ⊕ Drive shaft uses (2) U-joints code 12
 \$ Drive shaft uses (2) U-joints code 35

| | | | | | | | | | | | | | | | | | | | |
|-----------------|-----|----|----|---|----|-------|---|--------------|-----------------|-----------------|-----|----|----|----|------|-------|-----|-----------------|----------------|
| D7TS 4602-FA | 107 | 9 | 9 | 5 | 47 | 15/32 | 3 | D7TZ 4602-BG | D9TA 4602-AFB | 109 | 35 | 42 | 4 | 54 | 9/16 | 3 | 1/2 | D9TZ 4602-AW | |
| D7UA 4602-AJA | 42 | 12 | 12 | 5 | 48 | 15/16 | 2 | 1/2 | D5UZ 4602-H | D9TA 4602-AGB | 108 | \$ | 35 | 4 | 19 | 15/32 | 2 | 1/2 | D9TZ 4602-Y |
| D7UA 4602-AJB | 99 | 12 | 12 | 5 | 48 | 3/32 | 2 | 1/2 | D7UZ 4602-C | D9TA 4602-AHB | 108 | \$ | 35 | 4 | 22 | 13/32 | 2 | 1/2 | D9TZ 4602-Z |
| D7UA 4602-AKA | 42 | 12 | 12 | 5 | 45 | 11/16 | 2 | 1/2 | D5UZ 4602-J | D9TA 4602-AJB | 108 | \$ | 35 | 4 | 25 | 7/32 | 2 | 1/2 | D9TZ 4602-AA |
| D7UA 4602-AKB | 99 | 12 | 12 | 5 | 44 | 27/32 | 2 | 1/2 | D7UZ 4602-B | D9TA 4602-AKB | 109 | 35 | 42 | 4 | 59 | 19/32 | 3 | | D9TZ 4602-AT |
| D7UA 4602-ALA | 65 | 35 | 9 | 5 | 45 | 39/64 | 2 | 1/2 | D5UZ 4602-K | D9TA 4602-ALB | 109 | 35 | 42 | 4 | 56 | 31/32 | 3 | | D9TZ 4602-AU |
| D7UA 4602-ALB | 100 | 35 | 9 | 5 | 44 | 59/64 | 2 | 1/2 | D7UZ 4602-E | D9TA 4602-AMB | 96 | 35 | 42 | 5 | 65 | 7/16 | 3 | 1/2 | D9TZ 4602-AX |
| D7UA 4602-AMA | 95 | 9 | 9 | 5 | 48 | 13/32 | 3 | | D5UZ 4602-G | D9TA 4602-ANA | 100 | 35 | 9 | 5 | 39 | 3/8 | 2 | 1/2 | D9TZ 4602-N |
| D7UA 4602-ANA | 65 | 35 | 9 | 5 | 49 | 35/64 | 2 | 1/2 | D5UZ 4602-L | D9TA 4602-ASA | 96 | 35 | 9 | 5 | 65 | 3/8 | 3 | 1/2 | D9TZ 4602-L |
| D7UA 4602-ANB | 100 | 35 | 9 | 5 | 48 | 53/64 | 2 | 1/2 | D7UZ 4602-D | D9TA 4602-ATA | 109 | 35 | 9 | 4 | 42 | 3/16 | 2 | 1/2 | D9TZ 4602-M |
| D7UA 4602-ARA | 95 | 9 | 9 | 5 | 44 | 31/64 | 3 | | D5UZ 4602-F | D9TA 4602-AVB | 109 | 35 | 42 | 4 | 42 | 5/16 | 2 | 1/2 | D9TZ 4602-AR |
| D8TA 4602-AC | 42 | ◇ | 12 | 4 | 20 | 3/32 | 2 | 1/2 | D8TZ 4602-R | D9TA 4602-AYA | 100 | 35 | 9 | 5 | 35 | 59/64 | 2 | 1/2 | D9TZ 4602-P |
| D8TA 4602-BB | 86 | ◇ | 12 | 4 | 32 | 19/32 | 2 | 1/2 | D8TZ 4602-H | D9TA 4602-AZB | 100 | 35 | 42 | 5 | 36 | 7/32 | 2 | 1/2 | D9TZ 4602-AG |
| D8TA 4602-CC | 42 | ◇ | 12 | 4 | 25 | 13/16 | 2 | 1/2 | D8TZ 4602-S | D9TA 4602-BAA | 100 | 35 | 9 | 5 | 35 | 15/16 | 2 | 1/2 | D9TZ 4602-R |
| D8TA 4602-DB | 86 | ◇ | 12 | 4 | 23 | 21/32 | 2 | 1/2 | D8TZ 4602-J | D9TA 4602-BBB | 100 | 35 | 42 | 5 | 35 | 11/16 | 2 | 1/2 | D9TZ 4602-AH |
| D8TA 4602-GC | 65 | ◇ | 35 | 4 | 25 | 3/8 | 2 | 1/2 | D8TZ 4602-U | D9TA 4602-BCA | 100 | 35 | 9 | 5 | 36 | 53/64 | 2 | 1/2 | D9TZ 4602-S |
| D8TA 4602-HB | 98 | ◇ | 35 | 4 | 24 | 7/64 | 2 | 1/2 | D8TZ 4602-N | D9TA 4602-BDB | 100 | 35 | 42 | 5 | 36 | 15/16 | 2 | 1/2 | D9TZ 4602-AJ |
| D8TA 4602-JC | 42 | ◇ | 12 | 4 | 23 | | 2 | | D8TZ 4602-L | D9TA 4602-BFA | 98 | 35 | 42 | 5 | 65 | 31/32 | 3 | 1/2 | D9TZ 4602-AY |
| D8TA 4602-KB | 86 | ◇ | 12 | 4 | 29 | 21/32 | 2 | 1/2 | D8TZ 4602-K | D9TA 4602-BGA | 100 | 35 | 42 | 5 | 48 | 5/32 | 2 | 1/2 | D9TZ 4602-BD |
| D8TA 4602-LC | 65 | ◇ | 35 | 4 | 23 | 1/16 | 2 | | D8TZ 4602-T | D9TA 4602-BHA | 100 | 35 | 42 | 5 | 42 | 5/32 | 2 | 1/2 | D9TZ 4602-AB |
| D8TA 4602-MB | 98 | ◇ | 35 | 4 | 30 | 3/32 | 2 | 1/2 | D8TZ 4602-P | D9TA 4602-BJA | 98 | 35 | 42 | 4 | 63 | 15/64 | 3 | 1/2 | D9TZ 4602-AZ |
| D8TA 4602-NB | 98 | 35 | 35 | 4 | 58 | 17/32 | 3 | | ★D8TZ 4602-AP | D9TA 4602-BKA | 98 | 35 | 42 | 4 | 60 | 15/64 | 3 | 1/2 | D9TZ 4602-BA |
| | | | | | | | | | y/bD8TZ 4602-BR | D9TA 4602-BLA | 100 | 35 | 42 | 5 | 39 | 13/32 | 2 | 1/2 | D9TZ 4602-AD |
| D8TA 4602-ND | 98 | 35 | 35 | 4 | 59 | 19/32 | 3 | | D8TZ 4602-BR | D9TA 4602-BMA | 100 | 35 | 42 | 5 | 39 | 5/32 | 2 | 1/2 | D9TZ 4602-AC |
| ED-D8TA 4602-RB | 98 | 35 | 35 | 4 | 56 | 31/32 | 3 | | D8TZ 4602-AR | D9TA 4602-BNA | 100 | 35 | 42 | 5 | 42 | 5/16 | 2 | 1/2 | D9TZ 4602-AE |
| D8TA 4602-RD | 98 | 35 | 35 | 4 | 56 | 31/32 | 3 | | D8TZ 4602-AR | D9TA 4602-BRA | 100 | 35 | 42 | 5 | 38 | 15/16 | 3 | | D9TZ 4602-BB |
| D8TA 4602-VB | 65 | ◇ | 35 | 4 | 19 | 17/32 | 2 | 1/2 | D8TZ 4602-AL | D9TA 4602-BSA | 100 | 35 | 42 | 5 | 39 | 3/4 | 3 | | D9TZ 4602-BC |
| D8TA 4602-YB | 65 | ◇ | 35 | 4 | 22 | 15/32 | 2 | 1/2 | D8TZ 4602-AM | D9TA 4602-BUA | 100 | 35 | 42 | 5 | 45 | 15/32 | 2 | 1/2 | D9TZ 4602-AF |
| D8TA 4602-ZB | 65 | ◇ | 35 | 4 | 25 | 9/32 | 2 | 1/2 | D8TZ 4602-AN | D9TA 4602-BVA | 100 | 35 | 42 | 5 | 42 | 7/32 | 2 | 1/2 | D9TZ 4602-BF |
| D8TA 4602-ABB | 65 | 35 | 35 | 4 | 23 | 13/32 | 2 | 1/2 | D8TZ 4602-W | D9TA 4602-BYA | 100 | 35 | 42 | 5 | 38 | 25/32 | 2 | 1/2 | D9TZ 4602-BG |
| D8TA 4602-ADB | 98 | 35 | 35 | 4 | 65 | 31/32 | 3 | 1/2 | D8TZ 4602-E | D9TA 4602-BZA | 100 | 35 | 42 | 5 | 39 | 5/32 | 2 | 1/2 | D9TZ 4602-BH |
| D8TA 4602-AEB | 98 | 35 | 35 | 4 | 40 | 31/32 | 3 | | D8TZ 4602-F | EDD9TA 4602-CEA | 82 | 12 | 42 | 5 | 54 | 31/32 | 3 | 1/2 | ★D9TZ 4602-BL |
| D8TA 4602-AFB | 98 | 35 | 35 | 4 | 57 | 1/8 | 3 | 1/2 | D8TZ 4602-G | | | | | | | | | y/bD9TZ 4602-BN | |
| D8TA 4602-BDA | 42 | 12 | 12 | 4 | 23 | 11/32 | 2 | 1/2 | D8TZ 4602-AT | EDD9TA 4602-CGA | 82 | 12 | 42 | 5 | 71 | 1/8 | 3 | 1/2 | ★D9TZ 4602-BM |
| D8TA 4602-BHA | 41 | 12 | 12 | 5 | 59 | 1/4 | 3 | 1/2 | ★D8TA 4602-BHA | | | | | | | | | y/bD9TZ 4602-BP | |
| | | | | | | | | | useD5UZ 4602-M | D9TA 4602-CJA | 110 | 35 | 42 | 5 | 71 | 7/16 | 3 | 1/2 | ★D9TA 4602-CJA |
| D8TA 4602-BJA | 92 | 12 | 12 | 5 | 54 | 17/64 | 3 | 1/2 | ★D8TA 4602-BJA | | | | | | | | | useD9TZ 4602-H | |
| | | | | | | | | | useD7UZ 4602-F | D9TA 4602-CKA | 110 | 35 | 42 | 5 | 55 | 7/16 | 3 | 1/2 | ★D9TA 4602-CKA |
| D8TS 4602-AA | 99 | 35 | 35 | 4 | 27 | 15/32 | 3 | | D8TZ 4602-AS | | | | | | | | | useD9TZ 4602-A | |
| D9TA 4602-MB | 108 | \$ | 35 | 4 | 25 | 13/16 | 2 | 1/2 | D9TZ 4602-U | D9TA 4602-CMA | 110 | 35 | 42 | 5 | 72 | 9/32 | 3 | 1/2 | ★D9TA 4602-CMA |
| D9TA 4602-UC | 109 | \$ | 42 | 4 | 46 | 21/32 | 3 | | D9TZ 4602-AN | | | | | | | | | useD9UZ 4602-C | |
| D9TA 4602-VA | 108 | 35 | 35 | 4 | 23 | 13/32 | 2 | 1/2 | D9TZ 4602-K | D9TA 4602-CNA | 110 | 35 | 42 | 5 | 58 | 3/16 | 3 | 1/2 | ★D9TA 4602-CNA |
| D9TA 4602-YB | 109 | 35 | 42 | 4 | 40 | 31/32 | 3 | | D9TZ 4602-AS | | | | | | | | | useD9UZ 4602-D | |
| D9TA 4602-AAB | 109 | 35 | 42 | 4 | 57 | 1/8 | 3 | 1/2 | D9TZ 4602-AV | D9TS 4602-AA | 108 | 35 | 42 | 4 | 27 | 15/32 | 3 | | D9TZ 4602-BJ |
| D9TA 4602-ACB | 108 | \$ | 35 | 4 | 20 | 13/16 | 2 | 1/2 | D9TZ 4602-V | D9TS 4602-BA | 100 | 35 | 42 | 5 | 47 | 23/32 | 3 | | D9TZ 4602-BK |
| D9TA 4602-ADB | 108 | \$ | 35 | 4 | 23 | 3/4 | 2 | 1/2 | D9TZ 4602-W | TSAK 4602-A | 22 | 9 | 9 | 5 | 50 | 9/16 | 2 | 1/2 | B7J 4605-G |
| D9TA 4602-AEB | 108 | \$ | 35 | 4 | 26 | 9/16 | 2 | 1/2 | D9TZ 4602-X | TDAW 4602-A | 23 | 9 | 9 | 5 | 43 | 19/32 | 2 | 1/2 | B6TZ 4602-A |

1973/79
TRUCK SERIES 100/500

4602-6 SHAFT ASSY. (DRIVE) cont'd.

COUPLING SHAFT

DRIVE LINE CROSS REFERENCE

| IDENTIFICATION NUMBER | ♦ PARTS LIST NO. | ♦ SHAFT | | | | IDENTIFICATION NUMBER | ♦ PARTS LIST NO. | ♦ SHAFT | | | |
|-----------------------|------------------|------------------|---------------|---------------|------------------|-----------------------|------------------|------------------|---------------|------------------|----------------|
| | | T Y P E | A (INCHES) | B (INCHES) | PART NUMBER | | | T Y P E | A (INCHES) | B (INCHES) | PART NUMBER |
| C7TA 4817-EZ | 1 | 2 | 30 11/16 | 2 | C7TZ 4817-BM | D3TA 4817-EA | 4 | 2 | 22 9/16 | 3 | D3TZ 4817-AE |
| C7TA 4817-HN | 25 | 3 | 57 5/16 | 3 | C8TZ 4817-FL | ED-D3TA 4817-EA | 82 | 2 | 22 9/16 | 3 | D3TZ 4817-AE |
| C8TA 4817-EA | 48 | 2 | 58 | 3 1/2 | ★ C8TZ 4817-GA | D3TA 4817-FA | 3 | 2 | 25 3/8 | 2 1/2 | D3TZ 4817-AF |
| C9TA 4817-G | 48 | 2 | 55 29/32 | 3 | ★ C9TZ 4817-BJ | ED-D3TA 4817-FA | 3 | 2 | 25 3/8 | 2 1/2 | D3TZ 4817-AF |
| C9TA 4817-S | 48 | 2 | 33 31/32 | 3 | C9TZ 4817-BM | D3TA 4817-HA | 3 | 2 | 25 3/8 | 2 1/2 | D3TZ 4817-AF |
| C9TA 4817-AA | 48 | 2 | 35 11/64 | 3 | C9TZ 4817-BS | D3TA 4817-KA | 8 | 2 | 22 9/16 | 3 | D3TZ 4817-AH |
| C9TA 4817-AF | 48 | 2 | 31 3/4 | 3 | ★ C9TZ 4817-BU | ED-D3TA 4817-KA | 7 | 2 | 22 9/16 | 3 | D3TZ 4817-AH |
| C9TA 4817-AL | 48 | 2 | 36 7/32 | 3 | ★ C9TZ 4817-BW | D3TA 4817-LA | 8 | 2 | 23 17/32 | 3 | D3TZ 4817-AM |
| C9TA 4817-AM | 48 | 2 | 60 1/32 | 3 | ★ C9TZ 4817-BH | D3TA 4817-MA | 8 | 2 | 47 19/32 | 3 | D3TZ 4817-AL |
| C9TA 4817-AU | 61 | 2 | 55 1/8 | 3 | ★ C9TZ 4817-AT | D3TA 4817-RA | 8 | 2 | 47 19/32 | 3 | D3TZ 4817-AL |
| C9TA 4817-CB | 5 | 2 | 34 3/32 | 3 | ★ C9TZ 4817-BC | ED-D3TA 4817-RA | 7 | 2 | 47 19/32 | 3 | D3TZ 4817-AL |
| C9TA 4817-CC | 5 | 2 | 57 29/32 | 3 | C9TZ 4817-BD | D3TA 4817-VA | 8 | 2 | 23 17/32 | 3 | D3TZ 4817-AM |
| C9TA 4817-DU | 17 | 2 | 32 19/32 | 2 | ★ C7TZ 4817-Z | ED-D3TA 4817-VA | 7 | 2 | 23 17/32 | 3 | D3TZ 4817-AM |
| | | | | | r/b D1TZ 4817-AB | D3TA 4817-ZA | 7 | 2 | 33 1/8 | 3 | C8TZ 4817-N |
| C9TA 4817-FD | 1 | 2 | 36 19/32 | 2 | C7TZ 4817-T | D3TA 4817-AAA | 7 | 2 | 57 3/32 | 2 1/2 | D3TZ 4817-AR |
| C9TA 4817-FE | 1 | 2 | 33 15/16 | 2 | C7TZ 4817-U | ED-D3TA 4817-AAA | 7 | 2 | 57 3/32 | 2 1/2 | D3TZ 4817-AR |
| | | | | | r/b D3TZ 4817-BL | D3TA 4817-ABA | 1 | 2 | 20 1/2 | 2 | D3TZ 4817-AS |
| C9TA 4817-FH | 25 | 2 | 36 13/32 | 2 1/2 | C9TZ 4817-DF | D3TA 4817-ACB | 65 | 2 | 17 31/32 | 2 1/2 | D3TZ 4817-BP |
| C9TA 4817-FJ | 25 | 2 | 60 5/16 | 3 | C9TZ 4817-DJ | D3TA 4817-ACC | 9 | 2 | 17 31/32 | 2 1/2 | D3TZ 4817-BP |
| C9TA 4817-FN | 25 | 2 | 35 13/32 | 2 1/2 | C5TZ 4817-AP | D3TA 4817-ADA | 1 | 2 | 30 11/16 | 2 | C7TZ 4817-BM |
| C9TA 4817-FR | 25 | 2 | 57 1/8 | 3 | ★ C5TZ 4817-AR | D3TA 4817-AEA | 2 | 2 | 30 17/32 | 2 1/2 | D3TZ 4817-BM |
| | | | | | r/b C8TZ 4817-FL | D3TA 4817-AFA | 2 | 2 | 54 | 3 | D3TZ 4817-BN |
| C9TA 4817-FT | 1 | 2 | 26 7/16 | 2 | C7TZ 4817-M | D3TA 4817-AGB | 56 | 2 | 16 1/32 | 2 1/2 | D3TZ 4817-BR |
| DOHA 4817-ET | 5 | 2 | 59 27/32 | 3 1/2 | ★ DOHZ 4817-AL | D3TA 4817-AJA | 17 | 2 | 34 1/16 | 2 | ★ D0TZ 4817-B |
| DOHA 4817-FB | 48 | 2 | 61 13/16 | 4 | ★ DOHZ 4817-AA | | | | | r/b C7TZ 4817-BW | |
| DOHA 4817-NN | 48 | 2 | 60 29/32 | 4 | DOHZ 4817-Y | D3TA 4817-AKA | 18 | 2 | 33 19/32 | 2 | ★ D2TZ 4817-AB |
| DOHA 4817-NG | 61 | 2 | 31 9/32 | 3 1/2 | DOHZ 4817-DM | | | | | r/b D1TZ 4817-AB | |
| DOTA 4817-B | 17 | 2 | 34 1/16 | 2 | ★ D0TZ 4817-B | D3TA 4817-AMA | 19 | 2 | 33 19/32 | 2 1/2 | ★ D3TZ 4817-AW |
| | | | | | r/b C7TZ 4817-BW | | | | | r/b D1TZ 4817-AB | |
| DOTA 4817-S | 61 | 2 | 56 7/8 | 3 1/2 | ★ D0TZ 4817-S | D3TA 4817-AMB | 17 | 2 | 33 19/32 | 2 1/2 | D1TZ 4817-AB |
| D2TA 4817-AHA | 102 | 2 | 20 1/32 | 3 1/2 | D2TZ 4817-Z | D3TA 4817-ANA | 19 | 2 | 34 3/32 | 2 1/2 | ★ D3TZ 4817-AY |
| D2TA 4817-AKA | 7 | 2 | 35 1/32 | 3 | D3TZ 4817-BD | | | | | r/b C7TZ 4817-BW | |
| D2TA 4817-ALA | 17 | 2 | 33 1/16 | 2 | D3TZ 4817-BB | D3TA 4817-ARA | 17 | 2 | 33 1/16 | 3 | ★ D3TZ 4817-AZ |
| D2TA 4817-ARA | 18 | 2 | 33 19/32 | 2 | D2TZ 4817-AB | | | | | r/b D7TZ 4817-AE | |
| D2TA 4817-AUA | 17 | 2 | 34 1/16 | 3 | C7TZ 4817-BW | D3TA 4817-ASA | 17 | 2 | 34 1/16 | 3 | C7TZ 4817-BW |
| D2TA 4817-AZA | 7 | 2 | 59 1/16 | 3 | D3TZ 4817-BG | D3TA 4817-ATA | 17 | 2 | 33 1/16 | 2 | D3TZ 4817-BB |
| D2TA 4817-BAA | 7 | 2 | 33 1/8 | 3 | C8TZ 4817-N | ED-D3TA 4817-ATA | 17 | 2 | 33 1/16 | 2 | D3TZ 4817-BB |
| D2TA 4817-BBA | 7 | 2 | 34 1/16 | 3 | C8TZ 4817-K | D3TA 4817-AVA | 7 | 2 | 34 1/16 | 3 | C8TZ 4817-K |
| D2TA 4817-BNA | 17 | 2 | 33 19/32 | 2 1/2 | D1TZ 4817-AB | D3TA 4817-AYA | 7 | 2 | 35 1/32 | 3 | D3TZ 4817-BD |
| D3HS 4817-JA | 74 | 2 | 51 9/32 | 4 | ★ D3HZ 4817-Y | ED-D3TA 4817-AYA | 7 | 2 | 35 1/32 | 3 | D3TZ 4817-BD |
| D3HS 4817-KA | 74 | 2 | 27 7/8 | 4 | ★ D3HZ 4817-AA | D3TA 4817-AZA | 7 | 2 | 35 1/32 | 3 | D3TZ 4817-BD |
| D3HS 4817-JCA | 74 | 2 | 58 11/32 | 4 | ★ D3HZ 4817-Z | D3TA 4817-BAA | 7 | 2 | 59 1/16 | 3 | ★ D3TZ 4817-BG |
| ED-D3TA 4817-BA | 17 | 2 | 35 1/32 | 3 | ★ D3TZ 4817-AB | | | | | r/b D7TZ 4817-AT | |
| | | | | | r/b D7TZ 4817-BM | D3TA 4817-BBA | 7 | 2 | 59 1/16 | 3 | ★ D3TZ 4817-BG |
| ED-D3TA 4817-CA | 82 | 2 | 23 17/32 | 3 | ★ D3TZ 4817-AC | | | | | r/b D7TZ 4817-AT | |
| | | | | | r/b D7TZ 4817-BN | ED-D3TA 4817-BBA | 7 | 2 | 59 1/16 | 3 | ★ D3TZ 4817-BG |
| D3TA 4817-DA | 6 | 2 | 25 3/8 | 2 | ★ D3TZ 4817-AD | | | | | r/b D7TZ 4817-AT | |
| | | | | | r/b D3TZ 4817-AF | D3TA 4817-BEA | 1 | 2 | 26 7/16 | 2 | C7TZ 4817-M |

Note: ♦ Refer to Section 48.1, Page 1 for explanation of the chart and codes shown.
⊕ Parts list to follow in subsequent change.

1973/79
TRUCK SERIES 100/500

DRIVE LINE CROSS REFERENCE

| IDENTIFICATION NUMBER | ◆ PARTS LIST NO. | ◆ SHAFT | | | IDENTIFICATION NUMBER | ◆ PARTS LIST NO. | ◆ SHAFT | | |
|-----------------------|------------------|---------|------------|------------|-----------------------|------------------|-------------|---------|------------|
| | | T Y P E | A (INCHES) | B (INCHES) | | | PART NUMBER | T Y P E | A (INCHES) |

Note: ◆ Refer to Section 48.1, Page 1 for explanation of the chart and codes shown. — Cont'd
⊕ Parts list to follow in subsequent change.

| | | | | | | | | | | | |
|------------------|-----|---|----------|-------|------------------|------------------|-----|---|----------|-------|------------------|
| D3TA 4817-BFA | 1 | 2 | 23 5/16 | 2 | D3TZ 4817-BJ | D4TA 4817-AGA | 17 | 2 | 34 1/16 | 3 | D4TZ 4817-S |
| D3TA 4817-BGA | 1 | 2 | 36 19/32 | 2 | C7TZ 4817-T | D4TA 4817-AHA | 17 | 2 | 33 1/16 | 2 | D3TZ 4817-BB |
| D3TA 4817-BHA | 1 | 2 | 33 15/32 | 2 | D3TZ 4817-BL | D4TA 4817-AHB | 17 | 2 | 33 1/6 | 2 1/2 | D4TZ 4817-BD |
| D3TA 4817-BNA | 48 | 2 | 59 3/8 | 4 | ★ D3TZ 4817-D | D4TA 4817-AJA | 7 | 2 | 34 1/16 | 3 | D4TZ 4817-T |
| D3TA 4817-CAA | 61 | 2 | 58 21/32 | 3 1/2 | ★ D3TZ 4817-K | D4TA 4817-AKA | 7 | 2 | 35 1/32 | 3 | D3TZ 4817-BD |
| D3TA 4817-CBA | 61 | 2 | 32 3/4 | 3 1/2 | D3TZ 4817-L | D4TA 4817-ALA | 7 | 2 | 35 1/32 | 2 1/2 | ★ D4TZ 4817-U |
| D3TA 4817-CCA | 61 | 2 | 56 7/8 | 3 1/2 | ★ D0TZ 4817-S | | | | | | r/b D7TZ 4817-AF |
| D3TA 4817-CTA | 9 | 2 | 23 1/4 | 2 1/2 | C7TZ 4817-D | ED-D4TA 4817-ALA | 112 | 2 | 35 1/32 | 2 1/2 | D7TZ 4817-AF |
| D3TS 4817-AA | 3 | 2 | 19 15/32 | 2 | D3TZ 4817-CA | D4TA 4817-AMA | 7 | 2 | 59 1/16 | 2 1/2 | D4TZ 4817-V |
| D4TA 4817-DB | 8 | 2 | 22 29/32 | 3 | ★ D4TZ 4817-D | D4TA 4817-ANA | 7 | 2 | 59 1/16 | 3 | D3TZ 4817-BG |
| | | | | | r/b D7TZ 4817-X | D4TA 4817-ARA | 75 | 2 | 34 | 3 | D4TZ 4817-CA |
| D4TA 4817-DC | 8 | 2 | 22 29/32 | 3 | ★ D4TZ 4817-D | D4TA 4817-ASA | 75 | 2 | 35 | 3 | D4TZ 4817-DA |
| | | | | | r/b D7TZ 4817-X | D4TA 4817-ATA | 75 | 2 | 59 | 3 | D4TZ 4817-EA |
| ED-D4TA 4817-DC | 109 | 2 | 22 29/32 | 3 | D7TZ 4817-X | D4TA 4817-AUA | 17 | 2 | 42 25/32 | 2 1/2 | D4TZ 4817-VA |
| D4TA 4817-EB | 67 | 2 | 22 13/32 | 3 | D4TZ 4817-A | ED-D4TA 4817-AVA | 17 | 2 | 42 47/64 | 3 | D4TZ 4817-GA |
| D4TA 4817-EC | 67 | 2 | 22 13/32 | 3 | D4TZ 4817-A | D4TA 4817-AYA | 3 | 2 | 34 55/64 | 2 1/2 | ★ D4TZ 4817-HA |
| D4TA 4817-ED | 67 | 2 | 22 13/32 | 3 | D4TZ 4817-A | | | | | | r/b D7TZ 4817-AG |
| D4TA 4817-EF | 67 | 2 | 23 11/32 | 3 | D4TZ 4817-B | ED-D4TA 4817-AYA | 114 | 2 | 34 55/64 | 2 1/2 | D7TZ 4817-AG |
| D4TA 4817-FC | 67 | 2 | 23 11/32 | 3 | D4TZ 4817-B | ED-D4TA 4817-AZA | 88 | 2 | 31 3/4 | 3 | ★ D4TZ 4817-AC |
| D4TA 4817-FD | 67 | 2 | 23 11/32 | 3 | D4TZ 4817-B | | | | | | r/b D7TZ 4817-AH |
| D4TA 4817-GB | 67 | 2 | 47 13/32 | 3 | D4TZ 4817-C | D4TA 4817-AZB | 88 | 2 | 31 3/4 | 3 | ★ D4TZ 4817-AC |
| D4TA 4817-GC | 67 | 2 | 47 13/32 | 3 | D4TZ 4817-C | | | | | | r/b D7TZ 4817-AH |
| D4TA 4817-GD | 67 | 2 | 47 13/32 | 3 | D4TZ 4817-C | ED-D4TA 4817-AZB | 110 | 2 | 31 3/4 | 3 | D7TZ 4817-AH |
| D4TA 4817-JA | 17 | 2 | 35 1/32 | 3 | D3TZ 4817-AB | D4TZ 4817-BAA | 87 | 2 | 32 3/16 | 3 | D4TZ 4817-AAA |
| ED-D4TA 4817-JA | 113 | 2 | 35 1/32 | 3 | D7TZ 4817-BM | D4TA 4817-BAB | 87 | 2 | 32 3/16 | 3 | D4TZ 4817-AAA |
| D4TA 4817-KA | 82 | 2 | 23 17/32 | 3 | ★ D3TZ 4817-AC | ED-D4TA 4817-BAB | 109 | 2 | 32 3/16 | 3 | D7TZ 4817-AJ |
| | | | | | r/b D7TZ 4817-BN | D4TA 4817-BBA | 17 | 2 | 43 1/4 | 2 1/2 | ★ D4TZ 4817-BC |
| ED-D4TA 4817-KA | 110 | 2 | 23 17/32 | 3 | D7TZ 4817-BN | | | | | | r/b D7TZ 4817-AK |
| D4TA 4817-LA | 6 | 2 | 25 5/16 | 2 | D4TZ 4817-F | ED-D4TA 4817-BBA | 113 | 2 | 43 1/4 | 2 1/2 | D7TZ 4817-AK |
| D4TA 4817-MA | 82 | 2 | 15 5/8 | 3 | D3TZ 4817-AE | ED-D4TA 4817-BCA | 17 | 2 | 43 1/4 | 3 | D4TZ 4817-Y |
| ED-D4TA 4817-MA | 110 | 2 | 15 5/8 | 3 | D7TZ 4817-Y | ED-D4TA 4817-BDA | 17 | 2 | 41 25/32 | 2 | ★ D4TZ 4817-FA |
| D4TA 4817-NA | 3 | 2 | 25 3/8 | 2 1/2 | D3TZ 4817-AF | | | | | | r/b D4TZ 4817-BB |
| D4TA 4817-RA | 3 | 2 | 25 3/8 | 2 | D4TZ 4817-G | D4TA 4817-BDB | 17 | 2 | 42 9/32 | 2 1/2 | D4TZ 4817-BB |
| ED-D4TA 4817-RA | 111 | 2 | 25 3/8 | 2 | D7TZ 4817-Z | ED-D4TA 4817-BDB | 113 | 2 | 42 9/32 | 2 1/2 | D7TZ 4817-AL |
| D4TA 4817-SA | 7 | 2 | 22 9/16 | 3 | D3TZ 4817-AH | ED-D4TA 4817-BHA | 67 | 2 | 31 5/8 | 3 | D4TZ 4817-Z |
| D4TA 4817-TA | 8 | 2 | 23 17/32 | 2 1/2 | ★ D4TZ 4817-H | D4TA 4817-BHB | 67 | 2 | 31 5/8 | 3 | D4TZ 4817-Z |
| | | | | | r/b D7TZ 4817-AA | ED-D4TA 4817-BJA | 17 | 2 | 42 25/32 | 2 | D4TZ 4817-AB |
| ED-D4TA 4817-TA | 109 | 2 | 23 17/32 | | D7TZ 4817-AA | ED-D4TA 4817-BLA | 75 | 2 | 43 11/16 | 3 | D4TZ 4817-AD |
| D4TA 4817-UA | 8 | 2 | 47 19/32 | 2 1/2 | D4TZ 4817-J | D4TA 4817-BSA | 90 | 2 | 29 27/32 | 3 | ★ D4TA 4817-BSA |
| D4TA 4817-VA | 7 | 2 | 47 19/32 | 3 | D3TZ 4817-AL | D4TA 4817-BTA | 90 | 2 | 31 27/32 | 3 | ★ D4TA 4817-BTA |
| D4TA 4817-YA | 7 | 2 | 23 17/32 | 3 | D3TZ 4817-AM | D4TA 4817-BUA | 90 | 2 | 33 3/32 | 3 | ★ D4TA 4817-BUA |
| D4TA 4817-ZA | 7 | 2 | 33 | 2 1/2 | D4TZ 4817-K | D4TA 4817-BVA | 90 | 2 | 34 3/32 | 3 | ★ D4TA 4817-BVA |
| ED-D4TA 4817-ZA | 112 | 2 | 33 | 2 1/2 | D7TZ 4817-AB | D4TA 4817-CDA | 90 | 2 | 53 23/32 | 3 | ★ D4TA 4817-CDA |
| D4TA 4817-AAA | 7 | 2 | 57 3/32 | 2 1/2 | D3TZ 4817-AR | D4TA 4817-CEA | 90 | 2 | 55 23/32 | 3 1/2 | ★ D4TA 4817-CEA |
| ED-D4TA 4817-AAA | 112 | 2 | 57 3/32 | 2 1/2 | D7TZ 4817-AC | D4TA 4817-CFA | 90 | 2 | 57 23/32 | 3 1/2 | ★ D4TA 4817-CFA |
| D4TA 4817-ABA | 17 | 2 | 34 1/16 | 2 | ★ D4TZ 4817-L | D4TA 4817-CGA | 90 | 2 | 57 23/32 | 3 1/2 | ★ D4TA 4817-CGA |
| | | | | | r/b D4TZ 4817-R | D4TA 4817-CHA | 90 | 2 | 57 31/32 | 3 1/2 | ★ D4TA 4817-CHA |
| D4TA 4817-ACA | 18 | 2 | 33 19/32 | 2 | D4TZ 4817-M | D4TA 4817-CJA | 90 | 2 | 59 31/32 | 3 1/2 | ★ D4TA 4817-CJA |
| D4TA 4817-ADA | 17 | 2 | 33 19/32 | 2 1/2 | D4TZ 4817-N | D4TA 4817-EMA | 17 | 2 | 58 5/32 | 2 1/2 | D4TZ 4817-YA |
| D4TA 4817-AEA | 17 | 2 | 34 3/32 | 2 1/2 | ★ D4TZ 4817-R | D4TA 4817-ENA | 3 | 2 | 50 7/32 | 2 1/2 | ★ D4TZ 4817-KA |
| | | | | | r/b D7TZ 4817-AD | | | | | | r/b D7TZ 4817-AM |
| ED-D4TA 4817-AEA | 113 | 2 | 34 3/32 | 2 1/2 | D7TZ 4817-AD | ED-D4TA 4817-ENA | 114 | 2 | 50 7/32 | 2 1/2 | D7TZ 4817-AM |
| D4TA 4817-AFA | 17 | 2 | 33 1/16 | 3 | D3TZ 4817-AZ | D4TA 4817-ESA | 17 | 2 | 57 5/8 | 3 | D4TZ 4817-LA |
| ED-D4TA 4817-AFA | 113 | 2 | 33 1/16 | 3 | D7TZ 4817-AE | D4TA 4817-ETA | 88 | 2 | 47 5/32 | 3 | D4TZ 4817-MA |

1973/79
TRUCK SERIES 100/500

DRIVE LINE CROSS REFERENCE

| IDENTIFICATION NUMBER | ♦ PARTS LIST NO. | ♦ SHAFT | | | | IDENTIFICATION NUMBER | ♦ PARTS LIST NO. | ♦ SHAFT | | | |
|-----------------------|------------------|------------------|---------------|---------------|-------------|-----------------------|------------------|------------------|---------------|---------------|-------------|
| | | T Y P E | A (INCHES) | B (INCHES) | PART NUMBER | | | T Y P E | A (INCHES) | B (INCHES) | PART NUMBER |

Note: ♦ Refer to Section 48.1, Page 1 for explanation of the chart and codes shown. — Cont'd
⊕ Parts list to follow in subsequent change.

| | | | | | | | | | | | |
|------------------|-----|---|----------|-------|------------------|-----------------|-----|---|----------|-------|------------------|
| D4TA 4817-ETB | 88 | 2 | 47 5/32 | 3 | D4TZ 4817-MA | D6TA 4817-ANA | 67 | 2 | 47 13/32 | 3 | D4TZ 4817-C |
| ED-D4TA 4817-ETB | 110 | 2 | 47 5/32 | 3 | D7TZ 4817-AN | D6TA 4817-ARA | 75 | 2 | 35 | 3 | D4TZ 4817-DA |
| D4TA 4817-EUA | 17 | 2 | 58 5/8 | 3 | D4TZ 4817-NA | D6TA 4817-ASA | 75 | 2 | 59 | 3 | D4TZ 4817-EA |
| D4TA 4817-EVA | 87 | 2 | 47 17/32 | 3 | D4TZ 4817-ZA | D6UA 4817-ATA | 91 | 2 | 17 1/16 | 3 | D5UZ 4817-F |
| D4TA 4817-EVB | 87 | 2 | 47 17/32 | 3 | D4TZ 4817-ZA | D6UA 4817-AUA | 91 | 2 | 33 1/32 | 3 | D5UZ 4817-E |
| ED-D4TA 4817-EVB | 109 | 2 | 47 17/32 | 3 | D7TZ 4817-AP | D7TA 4817-AA | 106 | 2 | 33 37/64 | 3 | ★ D7TZ 4817-K |
| D4TA 4817-EYA | 17 | 2 | 57 21/32 | 2 1/2 | D4TZ 4817-RA | | | | | | r/b D7TZ 4602-AV |
| ED-D4TA 4817-EYA | 113 | 2 | 57 27/32 | 2 1/2 | D7TZ 4817-AR | ED-D7TA 4817-AA | 113 | 2 | 33 37/64 | 3 | D7TZ 4817-AV |
| D4TA 4817-EZA | 17 | 2 | 58 11/16 | 2 1/2 | ★ D4TZ 4817-SA | D7TA 4817-AB | 113 | 2 | 34 13/32 | 3 | D7TZ 4817-CA |
| | | | | | r/b D7TZ 4817-AS | D7TA 4817-BA | 106 | 2 | 34 9/16 | 3 | ★ D7TZ 4817-S |
| ED-D4TA 4817-EZA | 113 | 2 | 58 11/16 | 2 1/2 | D7TZ 4817-AS | | | | | | r/b D7TZ 4817-AW |
| D4TA 4817-FAA | 67 | 2 | 47 | 3 | D4TZ 4817-TA | ED-D7TA 4817-BA | 113 | 2 | 34 9/16 | 3 | D7TZ 4817-AW |
| D4TA 4817-FAB | 67 | 2 | 47 | 3 | D4TZ 4817-TA | D7TA 4817-BB | 113 | 2 | 35 13/32 | 3 | ★ D7TZ 4817-CB |
| D4TA 4817-FBA | 75 | 2 | 58 9/16 | 3 | D4TZ 4817-UA | | | | | | r/b D8TZ 4817-CB |
| D4TA 4817-FCA | 85 | 2 | 22 39/64 | 2 1/2 | D4TZ 4817-JA | D7TA 4817-CB | 103 | 2 | 34 37/64 | 3 | ★ D7TZ 4817-C |
| D4TA 4817-FDA | 64 | 3 | 53 1/4 | 3 | D4TZ 4817-BE | | | | | | r/b D7TZ 4817-AX |
| D4TS 4817-AA | 17 | 2 | 27 3/32 | 3 | D4TZ 4817-AA | ED-D7TA 4817-CB | 115 | 2 | 34 37/64 | 3 | D7TZ 4817-AX |
| ED-D4TS 4817-AA | 110 | 2 | 27 3/32 | 3 | D7TZ 4817-BP | D7TA 4817-CC | 115 | 2 | 35 13/32 | 3 | D7TZ 4817-DJ |
| D4TS 4817-BA | 3 | 2 | 26 11/32 | 2 | D4TZ 4817-BA | D7TA 4817-DA | 104 | 2 | 35 9/16 | 2 1/2 | ★ D7TZ 4817-H |
| ED-D4TS 4817-BA | 114 | 2 | 26 11/32 | 2 | D7TZ 4817-BR | | | | | | r/b D7TZ 4817-AY |
| D5TA 4817-BCA | 17 | 4 | 34 | 2 | D5TZ 4817-A | ED-D7TA 4817-DA | 112 | 2 | 35 9/16 | 3 | D7TZ 4817-AY |
| D5TA 4817-BYA | 84 | 2 | 34 | 3 | D5TZ 4817-B | D7TA 4817-DB | 112 | 2 | 36 13/32 | 2 1/2 | ★ D7TZ 4817-CJ |
| D5TA 4817-BZA | 84 | 2 | 58 5/8 | 3 | D5TZ 4817-C | | | | | | r/b D8TZ 4817-U |
| D5TA 4817-CAA | 84 | 2 | 43 1/4 | 3 | D5TZ 4817-D | D7TA 4817-EA | 107 | 2 | 59 9/16 | 3 | ★ D7TZ 4817-N |
| D5UA 4817-AB | 92 | 2 | 28 3/16 | 2 1/2 | D5UZ 4817-A | | | | | | r/b D7TZ 4817-AZ |
| D5UA 4817-AC | 92 | 2 | 28 3/16 | 2 1/2 | D5UZ 4817-A | ED-D7TA 4817-EA | 112 | 2 | 59 9/16 | 3 | D7TZ 4817-AZ |
| D5UA 4817-BB | 89 | 2 | 20 33/64 | 2 1/2 | D5UZ 4817-C | D7TA 4817-EB | 112 | 2 | 60 13/32 | 3 | D7TZ 4817-CR |
| D5UA 4817-BC | 89 | 2 | 20 33/64 | 2 1/2 | D5UZ 4817-C | D7TA 4817-FB | 103 | 2 | 35 1/2 | 3 | ★ D7TZ 4817-F |
| D5UA 4817-DB | 85 | 2 | 17 1/16 | 2 1/2 | D5UZ 4817-D | | | | | | r/b D7TZ 4817-BA |
| D5UA 4817-DC | 85 | 2 | 17 1/16 | 2 1/2 | D5UZ 4817-D | ED-D7TA 4817-FB | 115 | 2 | 35 1/2 | 3 | D7TZ 4817-BA |
| D5UA 4817-EB | 92 | 2 | 27 11/16 | 2 1/2 | ★ D5UZ 4817-B | D7TA 4817-FC | 115 | 2 | 36 11/32 | 3 | ★ D7TZ 4817-DF |
| | | | | | r/b D7UZ 4817-D | | | | | | r/b D8TZ 4817-DF |
| D5UA 4817-EC | 92 | 2 | 27 11/16 | 2 1/2 | ★ D5UZ 4817-B | D7TA 4817-GB | 103 | 2 | 59 1/2 | 3 | ★ D7TZ 4817-G |
| | | | | | r/b D7UZ 4817-D | | | | | | r/b D7TZ 4817-BB |
| D5UA 4817-FB | 86 | 2 | 17 1/16 | 2 1/2 | D5UZ 4817-G | ED-D7TA 4817-GB | 115 | 2 | 59 1/2 | 3 | D7TZ 4817-BB |
| D5UA 4817-FC | 86 | 2 | 17 1/16 | 2 1/2 | D5UZ 4817-G | D7TA 4817-GC | 115 | 2 | 60 15/64 | 3 | ★ D7TZ 4817-DH |
| D5UA 4817-GB | 91 | 2 | 17 1/16 | 3 | D5UZ 4817-F | | | | | | r/b D8TZ 4817-X |
| D5UA 4817-GC | 91 | 2 | 17 1/16 | 3 | D5UZ 4817-F | D7TA 4817-HA | 106 | 2 | 42 13/16 | 3 | ★ D7TZ 4817-L |
| D5UA 4817-HB | 91 | 2 | 33 1/32 | 3 | D5UZ 4817-E | | | | | | r/b D7TZ 4817-BC |
| D5UA 4817-HC | 91 | 2 | 33 1/32 | 3 | D5UZ 4817-E | ED-D7TA 4817-HA | 113 | 2 | 42 13/16 | 3 | D7TZ 4817-BC |
| D5UA 4817-BVA | 86 | 2 | 33 1/2 | 2 1/2 | ★ D5UZ 4817-H | D7TA 4817-HC | 113 | 2 | 43 21/32 | 3 | D7TZ 4817-BY |
| | | | | | r/b D7UZ 4817-C | D7TA 4817-JA | 106 | 2 | 58 7/32 | 3 | ★ D7TZ 4817-M |
| D5UA 4817-BVB | 86 | 2 | 33 1/2 | 2 1/2 | ★ D5UZ 4817-H | | | | | | r/b D7TZ 4817-BD |
| | | | | | r/b D7UZ 4817-C | ED D7TA 4817-JA | 113 | 2 | 58 7/32 | 3 | D7TZ 4817-BD |
| D6TA 4817-AAA | 67 | 2 | 22 13/32 | 3 | D4TZ 4817-A | D7TA 4817-JB | 113 | 2 | 59 1/16 | 3 | D7TZ 4817-BZ |
| D6TA 4817-ABA | 67 | 2 | 31 5/8 | 3 | D4TZ 4817-Z | D7TA 4817-KA | 106 | 2 | 43 27/32 | 3 | ★ D7TZ 4817-R |
| D6TA 4817-ACA | 67 | 2 | 47 | 3 | D4TZ 4817-TA | | | | | | r/b D7TZ 4817-BE |
| D6TA 4817-ADA | 75 | 2 | 34 | 3 | D4TZ 4817-CA | ED-D7TA 4817-KA | 113 | 2 | 43 27/32 | 3 | D7TZ 4817-BE |
| D6TA 4817-AEA | 75 | 2 | 43 11/16 | 3 | D4TZ 4817-AD | D7TA 4817-KC | 113 | 2 | 44 11/16 | 3 | ★ D7TZ 4817-CC |
| D6TA 4817-AFA | 75 | 2 | 58 9/16 | 3 | D4TZ 4817-UA | | | | | | r/b D8TZ 4817-AA |
| D6TA 4817-AKA | 64 | 3 | 53 1/4 | 3 | D4TZ 4817-BE | D7TA 4817-LA | 106 | 2 | 59 1/4 | 3 | ★ D7TZ 4817-T |
| D6TA 4817-ALA | 7 | 2 | 59 1/16 | 3 | D3TZ 4817-BG | | | | | | r/b D7TZ 4817-BF |
| ED-D6TA 4817-ALA | 112 | 2 | 59 1/16 | 3 | D7TZ 4817-AT | ED-D7TA 4817-LA | 113 | 2 | 59 1/4 | 3 | D7TZ 4817-BF |
| D6TA 4817-AMA | 67 | 2 | 23 11/32 | 3 | D4TZ 4817-B | D7TA 4817-LB | 113 | 2 | 60 3/32 | 3 | ★ D7TZ 4817-CD |
| | | | | | | | | | | | r/b D8TZ 4817-AB |

1973/79
TRUCK SERIES 100/500

SECTION 46.1 9

DRIVE LINE CROSS REFERENCE

| IDENTIFICATION NUMBER | PARTS LIST NO. | SHAFT | | | | PART NUMBER | IDENTIFICATION NUMBER | PARTS LIST NO. | SHAFT | | | | | | |
|-----------------------|----------------|-------|----------|----------|--|-------------|-----------------------|----------------|----------|----------|---|--|--|--|--|
| | | T | A | B | | | | | T | A | B | | | | |
| | | Y | (INCHES) | (INCHES) | | | | Y | (INCHES) | (INCHES) | | | | | |

Note: ♦ Refer to Section 48.1, Page 1 for explanation of the chart and codes shown. — Cont'd
⊕ Parts list to follow in subsequent change.

| | | | | | | | | | | | |
|------------------|-----|---|----------|-------|------------------------------------|------------------|-----|---|----------|-------|-----------------------------------|
| D7TA 4817-MB | 103 | 2 | 43 25/32 | 3 | ★ D7TZ 4817-D r/b D7TZ 4817-BG | D7TS 4817-AA | 106 | 2 | 35 17/32 | 3 | ★ D7TZ 4817-V r/b D7TZ 4817-BS |
| ED-D7TA 4817-MB | 115 | 2 | 43 25/32 | 3 | D7TZ 4817-BG | ED-D7TS 4817-AA | 113 | 2 | 35 17/32 | 3 | D7TZ 4817-BS |
| D7TA 4817-MC | 115 | 2 | 44 5/8 | 3 | D7TZ 4817-DK | D7TS 4817-AB | 113 | 2 | 36 3/8 | 3 | D7TZ 4817-DN |
| D7TA 4817-NB | 103 | 2 | 59 3/16 | 3 | ★ D7TZ 4817-E r/b D7TZ 4817-BH | D7TS 4817-BA | 118 | 1 | 52 1/4 | 2 1/2 | D8TZ 4817-H |
| ED-D7TA 4817-NB | 115 | 2 | 59 3/16 | 3 | D7TZ 4817-BH | D7TS 4817-CA | 118 | 1 | 49 1/4 | 2 1/2 | D8TZ 4817-J |
| D7TA 4817-NC | 115 | 2 | 60 1/32 | 3 | D7TZ 4817-DG | D7TS 4817-GA | 114 | 2 | 27 3/64 | 2 1/2 | D7TZ 4817-DP |
| D7TA 4817-RA | 107 | 2 | 59 1/4 | 3 | ★ D7TZ 4817-P r/b D7TZ 4817-BJ | D7TS 4817-HA | 113 | 2 | 34 7/8 | 3 | D7TZ 4817-DL |
| ED-D7TA 4817-RA | 112 | 2 | 59 1/4 | 3 | D7TZ 4817-BJ | D7TS 4817-JA | 110 | 2 | 24 3/8 | 3 | D7TZ 4817-DR |
| D7TA 4817-RB | 112 | 2 | 60 3/32 | 3 | D7TZ 4817-CP | D7TS 4817-KA | 113 | 2 | 35 7/8 | 3 | D7TZ 4817-DM |
| D7TA 4817-SA | 102 | 2 | 20 17/32 | 3 1/2 | D7TZ 4817-W | D7UA 4817-AFA | 92 | 2 | 28 3/16 | 2 1/2 | D5UZ 4817-A |
| D7TA 4817-YA | 105 | 2 | 16 1/32 | 2 1/2 | D7TZ 4817-J | D7UA 4817-AGA | 89 | 2 | 20 33/64 | 2 1/2 | D5UZ 4817-C |
| D7TA 4817-ADA | 87 | 2 | 47 7/8 | 3 | D7TZ 4817-B | ED-D7UA 4817-AGA | 117 | 1 | 20 33/64 | 2 1/2 | D7UZ 4817-A |
| ED-D7TA 4817-ADA | 109 | 2 | 47 7/8 | 3 | D7TZ 4817-BK | D7UA 4817-AGB | 114 | 2 | 21 19/64 | 2 1/2 | D7UZ 4817-G |
| D7TA 4817-ADB | 109 | 2 | 48 23/32 | 3 | D7TZ 4817-DA | D7UA 4817-AHA | 92 | 2 | 27 11/16 | 2 1/2 | D5UZ 4817-B |
| D7TA 4817-AEA | 87 | 2 | 23 55/64 | 3 | ★ D7TZ 4817-A r/b D7TZ 4817-BL | ED-D7UA 4817-AHA | 113 | 2 | 27 11/16 | 2 1/2 | D7UZ 4817-D |
| ED-D7TA 4817-AEA | 109 | 2 | 23 55/64 | 3 | D7TZ 4817-BL | D7UA 4817-AHB | 113 | 2 | 28 33/64 | 2 1/2 | D7UZ 4817-H |
| D7TA 4817-AEB | 109 | 2 | 24 11/16 | 3 | ★ D7TZ 4817-DC r/b D8TZ 4817-AG | D7UA 4817-AKA | 86 | 2 | 17 1/16 | 2 1/2 | D5UZ 4817-G |
| D7TA 4817-BEA | 117 | 1 | 20 3/32 | 3 | D7TZ 4817-BU | ED-D7UA 4817-AKA | 109 | 2 | 17 1/16 | 2 1/2 | D7UZ 4817-B |
| D7TA 4817-BFA | 116 | 1 | 23 23/32 | 2 1/2 | ★ D7TZ 4817-BT r/b D8TZ 4817-AJ | D7UA 4817-AKB | 109 | 2 | 17 29/32 | 2 1/2 | ★ D7UZ 4817-E r/b D9TZ 4817-E |
| D7TA 4817-BGA | 114 | 2 | 35 11/16 | 2 1/2 | ★ D7TZ 4817-CK r/b D8TZ 4817-AK | D7UA 4817-ALA | 91 | 2 | 33 1/32 | 3 | D5UZ 4817-E |
| D7TA 4817-BHA | 114 | 2 | 51 3/64 | 2 1/2 | ★ D7TZ 4817-CL r/b D8TZ 4817-AL | D7UA 4817-AMA | 91 | 2 | 17 1/16 | 3 | D5UZ 4817-F |
| D7TA 4817-BJA | 113 | 2 | 34 15/16 | 2 1/2 | ★ D7TZ 4817-CS r/b D8TZ 4817-AM | D7UA 4817-AMA | 91 | 2 | 17 1/16 | 3 | D5UZ 4817-F |
| D7TA 4817-BKA | 113 | 2 | 44 1/8 | 2 1/2 | D7TZ 4817-CT | D7UA 4817-AUA | 86 | 2 | 33 1/32 | 2 1/2 | ★ D5UZ 4817-H r/b D7UZ 4817-C |
| D7TA 4817-BLA | 113 | 2 | 59 33/64 | 2 1/2 | D7TZ 4817-CU | D7UA 4817-AUB | 109 | 2 | 33 7/8 | 2 1/2 | D7UZ 4817-C |
| D7TA 4817-BMA | 110 | 2 | 32 5/8 | 3 | ★ D7TZ 4817-CX r/b D7TZ 4817-AR | D7UA 4817-AUB | 109 | 2 | 33 7/8 | 2 1/2 | D7UZ 4817-C |
| D7TA 4817-BNA | 110 | 2 | 48 | 3 | ★ D7TZ 4817-CY r/b D8TZ 4817-AS | D8TA 4817-AB | 118 | 1 | 27 61/64 | 3 | ★ D8TZ 4817-E r/b D9TZ 4817-A |
| D7TA 4817-BRA | 109 | 2 | 23 3/4 | 3 | ★ D7TZ 4817-DB r/b D8TZ 4817-AT | D8TA 4817-AB | 118 | 1 | 27 61/64 | 3 | D8TZ 4817-F |
| D7TA 4817-BSA | 109 | 2 | 33 1/32 | 3 | ★ D7TZ 4817-DD r/b D8TZ 4817-DD | D8TA 4817-AB | 118 | 1 | 27 61/64 | 3 | D8TZ 4817-F |
| D7TA 4817-BTA | 109 | 2 | 48 3/8 | 3 | ★ D7TZ 4817-DE r/b D8TZ 4817-AV | D8TA 4817-AB | 118 | 1 | 27 61/64 | 3 | D8TZ 4817-F |
| D7TA 4817-BUA | 113 | 2 | 33 29/32 | 3 | ★ D7TZ 4817-CE r/b D8TZ 4817-AW | D8TA 4817-AB | 118 | 1 | 27 61/64 | 3 | D8TZ 4817-F |
| D7TA 4817-BVA | 113 | 2 | 43 1/8 | 2 1/2 | D7TZ 4817-CV | D8TA 4817-AB | 118 | 1 | 27 61/64 | 3 | D8TZ 4817-F |
| D7TA 4817-BYA | 113 | 2 | 58 1/2 | 2 1/2 | D7TZ 4817-CW | D8TA 4817-AB | 118 | 1 | 27 61/64 | 3 | D8TZ 4817-F |
| D7TA 4817-BZA | 114 | 2 | 26 5/32 | 2 1/2 | D7TZ 4817-CM | D8TA 4817-AB | 118 | 1 | 27 61/64 | 3 | D8TZ 4817-F |
| D7TA 4817-CAA | 112 | 2 | 57 15/16 | 2 1/2 | D7TZ 4817-CG | D8TA 4817-AB | 118 | 1 | 27 61/64 | 3 | D8TZ 4817-F |
| D7TA 4817-CBA | 112 | 2 | 35 7/8 | 2 1/2 | D7TZ 4817-CH | D8TA 4817-AB | 118 | 1 | 27 61/64 | 3 | D8TZ 4817-F |
| D7TA 4817-CCA | 109 | 2 | 24 3/8 | 2 1/2 | D7TZ 4817-BX | D8TA 4817-AB | 118 | 1 | 27 61/64 | 3 | D8TZ 4817-F |
| D7TA 4817-CDA | 112 | 2 | 59 29/32 | 3 | D7TZ 4817-CN | D8TA 4817-AB | 118 | 1 | 27 61/64 | 3 | D8TZ 4817-F |
| D7TA 4817-CEA | 110 | 2 | 23 13/32 | 3 | ★ D7TZ 4817-CZ r/b D8TZ 4817-BC | D8TA 4817-AB | 118 | 1 | 27 61/64 | 3 | D8TZ 4817-F |
| D7TA 4817-CFA | 112 | 2 | 33 27/32 | 2 1/2 | D7TZ 4817-CF | D8TA 4817-AB | 118 | 1 | 27 61/64 | 3 | D8TZ 4817-F |

APRIL, 1980

COPYRIGHT © 1980—

FORD MOTOR

—DEARBORN, MICHIGAN

COMPANY

CHANGE 1

1973/79
TRUCK SERIES 100/500

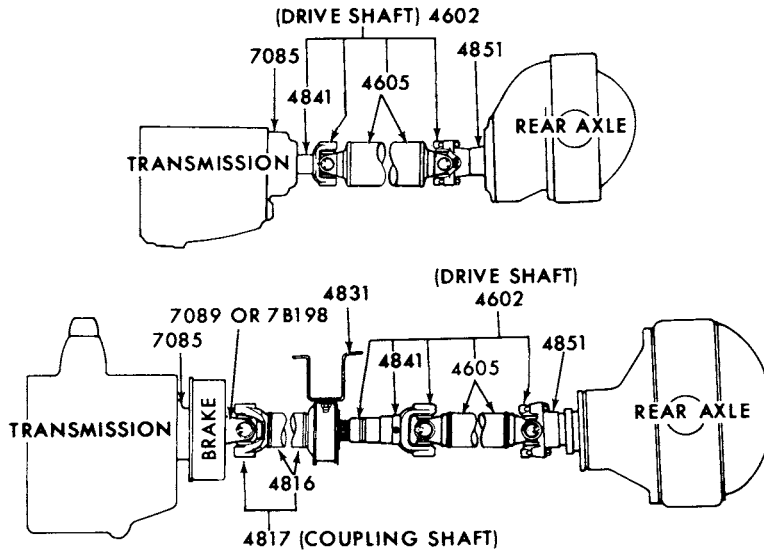
DRIVE LINE CROSS REFERENCE

| IDENTIFICATION NUMBER | PARTS LIST NO. | SHAFT | | | | IDENTIFICATION NUMBER | PARTS LIST NO. | SHAFT | | | |
|-----------------------|----------------|---------|------------|------------|-------------|-----------------------|----------------|---------|------------|------------|-------------|
| | | T Y P E | A (INCHES) | B (INCHES) | PART NUMBER | | | T Y P E | A (INCHES) | B (INCHES) | PART NUMBER |

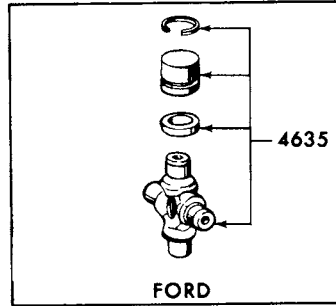
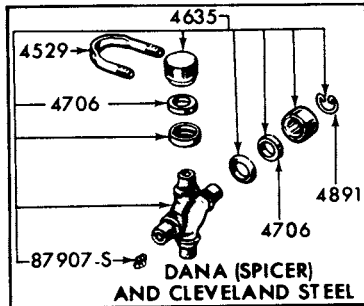
Note: ♦ Refer to Section 48.1, Page 1 for explanation of the chart and codes shown. — Cont'd
⊕ Parts list to follow in subsequent change.

| | | | | | | | | | | | |
|---------------|-----|---|----------|-------|------------------|---------------|-----|---|----------|-------|------------------|
| D8TA 4817-AUA | 121 | 2 | 23 13/32 | 3 | D8TZ 4817-BC | D9TA 4817-LB | 131 | 2 | 32 5/32 | 2 1/2 | ★ D9TZ 4817-AY |
| D8TA 4817-AVA | 121 | 2 | 32 5/8 | 3 | D8TZ 4817-AR | | | | | | r/b D9TZ 4817-AB |
| D8TA 4817-AYA | 121 | 2 | 48 | 3 | D8TZ 4817-AS | D9TA 4817-MA | 127 | 2 | 43 21/32 | 3 | D9TZ 4817-N |
| D8TA 4817-AZA | 123 | 2 | 35 13/32 | 3 | D8TZ 4817-S | D9TA 4817-NA | 122 | 2 | 32 5/8 | 3 | ★ D9TZ 4817-E |
| D8TA 4817-BAA | 123 | 2 | 44 11/16 | 3 | D8TZ 4817-AA | | | | | | r/b D9TZ 4817-AT |
| D8TA 4817-BBA | 123 | 2 | 60 3/32 | 3 | D8TZ 4817-AB | D9TA 4817-NB | 131 | 2 | 32 5/8 | 3 | D9TZ 4817-AT |
| D8TA 4817-BCA | 122 | 2 | 23 3/4 | 3 | D8TZ 4817-AU | D9TA 4817-RA | 122 | 2 | 47 3/4 | 2 1/2 | ★ D9TZ 4817-AC |
| D8TA 4817-BDA | 122 | 2 | 33 1/32 | 3 | ★ D8TZ 4817-AU | | | | | | r/b D9TZ 4817-AZ |
| | | | | | r/b D8TZ 4817-AU | D9TA 4817-RB | 131 | 2 | 47 3/4 | 2 1/2 | D9TZ 4817-AZ |
| D8TA 4817-BDB | 122 | 2 | 33 | 3 | D8TZ 4817-BZ | D9TA 4817-SA | 127 | 2 | 59 1/16 | 3 | D9TZ 4817-P |
| D8TA 4817-BEA | 122 | 2 | 48 3/8 | 3 | D8TZ 4817-AV | D9TA 4817-TA | 122 | 2 | 48 | 3 | ★ D9TZ 4817-F |
| D8TA 4817-BFA | 123 | 2 | 33 29/32 | 3 | D8TZ 4817-AW | | | | | | r/b D9TZ 4817-AU |
| D8TA 4817-BGA | 124 | 1 | 20 1/8 | 2 1/2 | D8TZ 4817-AJ | D9TA 4817-TB | 131 | 2 | 48 | 3 | D9TZ 4817-AU |
| D8TA 4817-BHA | 125 | 1 | 20 3/32 | 3 | D8TZ 4817-AH | D9TA 4817-UA | 127 | 2 | 35 13/32 | 3 | D9TZ 4817-R |
| D8TA 4817-BHB | 125 | 1 | 20 7/64 | 3 | D8TZ 4817-CB | D9TA 4817-VA | 129 | 2 | 27 13/32 | 3 | D9TZ 4817-V |
| D8TA 4817-BJA | 126 | 2 | 35 13/32 | 3 | D8TZ 4817-T | D9TA 4817-VB | 130 | 2 | 27 13/32 | 3 | D9TZ 4817-BG |
| D8TA 4817-BKA | 126 | 2 | 44 5/8 | 3 | D8TZ 4817-AC | D9TA 4817-YA | 127 | 2 | 43 1/8 | 2 1/2 | D9TZ 4817-H |
| D8TA 4817-BLA | 126 | 2 | 60 1/32 | 3 | D8TZ 4817-AD | D9TA 4817-ZA | 129 | 2 | 35 11/16 | 2 1/2 | ★ D9TZ 4817-AE |
| D8TA 4817-BMA | 127 | 2 | 35 7/8 | 2 1/2 | D8TZ 4817-AZ | | | | | | r/b D9TZ 4817-BE |
| D8TA 4817-BNA | 127 | 2 | 59 29/32 | 3 | D8TZ 4817-BB | D9TA 4817-ZB | 130 | 2 | 35 3/4 | 2 1/2 | D9TZ 4817-BE |
| D8TA 4817-BRA | 122 | 2 | 24 3/8 | 2 1/2 | D8TZ 4817-BA | D9TA 4817-AAA | 127 | 2 | 44 11/16 | 3 | D9TZ 4817-S |
| D8TA 4817-BSA | 127 | 2 | 36 13/32 | 2 1/2 | D8TZ 4817-U | D9TA 4817-ABA | 127 | 2 | 58 1/2 | 2 1/2 | D9TZ 4817-J |
| D8TA 4817-BTA | 127 | 2 | 60 3/32 | 3 | D8TZ 4817-AE | D9TA 4817-ACA | 129 | 2 | 51 1/16 | 2 1/2 | ★ D9TZ 4817-AF |
| D8TA 4817-BUA | 127 | 2 | 60 13/32 | 3 | D8TZ 4817-V | | | | | | r/b D9TZ 4817-BF |
| D8TA 4817-BVA | 122 | 2 | 24 11/16 | 3 | D8TZ 4817-AG | D9TA 4817-ACB | 130 | 2 | 51 1/8 | 2 1/2 | D9TZ 4817-BF |
| D8TA 4817-BYA | 122 | 2 | 48 23/32 | 3 | D8TZ 4817-AF | D9TA 4817-ADA | 127 | 2 | 60 3/32 | 3 | D9TZ 4817-T |
| D8TA 4817-BZA | 126 | 2 | 36 11/32 | 3 | D8TZ 4817-W | D9TA 4817-AEA | 129 | 2 | 52 9/32 | 3 | D9TZ 4817-W |
| D8TA 4817-CAA | 126 | 2 | 60 15/64 | 3 | D8TZ 4817-X | D9TA 4817-AEB | 130 | 2 | 52 11/32 | 3 | D9TZ 4817-BH |
| D8TA 4817-CBA | 121 | 2 | 32 5/8 | 3 | D8TZ 4817-BX | D9TA 4817-AFA | 127 | 2 | 33 29/32 | 3 | D9TZ 4817-U |
| D8TA 4817-CCA | 121 | 2 | 48 | 3 | D8TZ 4817-BY | D9TA 4817-AHA | 125 | 1 | 20 1/8 | 2 1/2 | D9TZ 4817-AA |
| D8TA 4817-CDA | 122 | 2 | 48 3/8 | 3 | D8TZ 4817-CA | D9TA 4817-AHB | 132 | 1 | 20 1/8 | 2 1/2 | D9TZ 4817-BM |
| D8TS 4817-AB | 121 | 2 | 23 7/8 | 3 | D8TZ 4817-BR | D9TA 4817-AJA | 127 | 2 | 44 1/8 | 2 1/2 | D9TZ 4817-K |
| D8TS 4817-BA | 118 | 1 | 52 1/4 | 2 1/2 | D8TZ 4817-H | D9TA 4817-AKA | 127 | 2 | 59 17/32 | 2 1/2 | D9TZ 4817-L |
| D8TS 4817-CA | 118 | 1 | 49 1/4 | 2 1/2 | D8TZ 4817-J | D9TA 4817-ALA | 129 | 2 | 21 13/32 | 2 1/2 | ★ D9TZ 4817-AD |
| D8TS 4817-DA | 123 | 2 | 34 7/8 | 3 | D8TZ 4817-BM | | | | | | r/b D9TZ 4817-AP |
| D8TS 4817-EA | 123 | 2 | 35 7/8 | 3 | D8TZ 4817-BN | D9TA 4817-ALB | 130 | 2 | 21 13/32 | 2 1/2 | D9TZ 4817-AP |
| D8TS 4817-FA | 123 | 2 | 36 3/8 | 3 | D8TZ 4817-BP | D9TA 4817-AMA | 127 | 2 | 28 17/32 | 2 1/2 | D9TZ 4817-D |
| D8TS 4817-GA | 121 | 2 | 24 3/8 | 3 | D8TZ 4817-BS | D9TA 4817-ANA | 127 | 2 | 34 29/32 | 3 | D9TZ 4817-AG |
| D8TS 4817-HA | 125 | 1 | 51 29/32 | 2 1/2 | D8TZ 4817-BU | D9TA 4817-ARA | 127 | 2 | 44 9/32 | 3 | D9TZ 4817-AH |
| D8TS 4817-JA | 125 | 1 | 48 29/32 | 2 1/2 | D8TZ 4817-BV | D9TA 4817-ASA | 127 | 2 | 59 17/32 | 3 | D9TZ 4817-AJ |
| D9TA 4817-CA | 128 | 1 | 27 59/64 | 3 | D9TZ 4817-A | D9TA 4817-BBA | 131 | 2 | 23 27/32 | 2 1/2 | D9TZ 4817-AR |
| D9TA 4817-DA | 128 | 1 | 24 59/64 | 3 | D9TZ 4817-B | D9TA 4817-BCA | 131 | 2 | 47 29/32 | 2 1/2 | D9TZ 4817-BA |
| D9TA 4817-EA | 128 | 1 | 19 3/64 | 3 | D9TZ 4817-C | D9TA 4817-BDA | 131 | 2 | 23 3/4 | 3 | D9TZ 4817-AV |
| D9TA 4817-FB | 129 | 2 | 28 3/32 | 3 | D9TZ 4817-Z | D9TA 4817-BEA | 131 | 2 | 33 | 3 | D9TZ 4817-AW |
| D9TA 4817-FC | 130 | 2 | 28 3/32 | 3 | D9TZ 4817-BJ | D9TA 4817-BFA | 131 | 2 | 48 3/8 | 3 | D9TZ 4817-BB |
| D9TA 4817-GB | 129 | 2 | 37 3/32 | 3 | D9TZ 4817-Y | D9TA 4817-BGA | 132 | 1 | 20 7/64 | 3 | D9TZ 4817-BN |
| D9TA 4817-GC | 130 | 2 | 37 3/32 | 3 | D9TZ 4817-BK | D9TA 4817-BNA | 131 | 2 | 24 3/8 | 2 1/2 | D9TZ 4817-AS |
| D9TA 4817-HB | 129 | 2 | 52 | 3 | D9TZ 4817-X | D9TA 4817-BUA | 131 | 2 | 24 11/16 | 3 | D9TZ 4817-AX |
| D9TA 4817-HC | 130 | 2 | 52 | 3 | D9TZ 4817-BL | D9TA 4817-BVA | 131 | 2 | 48 23/32 | 3 | D9TZ 4817-BD |
| D9TA 4817-JA | 127 | 2 | 34 13/32 | 3 | D9TZ 4817-M | D9TA 4817-BYA | 131 | 2 | 48 3/8 | 3 | D9TZ 4817-BC |
| D9TA 4817-KA | 122 | 2 | 23 13/32 | 3 | D9TZ 4817-G | D9TA 4817-BZA | 131 | 2 | 17 29/32 | 2 1/2 | D9TZ 4817-AM |
| D9TA 4817-KB | 130 | 2 | 23 13/32 | 3 | D9TZ 4817-BP | D9TA 4817-CAA | 131 | 2 | 33 7/8 | 2 1/2 | D9TZ 4817-AN |
| D9TA 4817-LA | 122 | 2 | 32 5/32 | 2 1/2 | D9TZ 4817-AB | D9TS 4817-AA | 128 | 2 | 51 29/32 | 2 1/2 | D9TZ 4817-AK |
| | | | | | | D9TS 4817-BA | 128 | 1 | 48 29/32 | 2 1/2 | D9TZ 4817-AL |

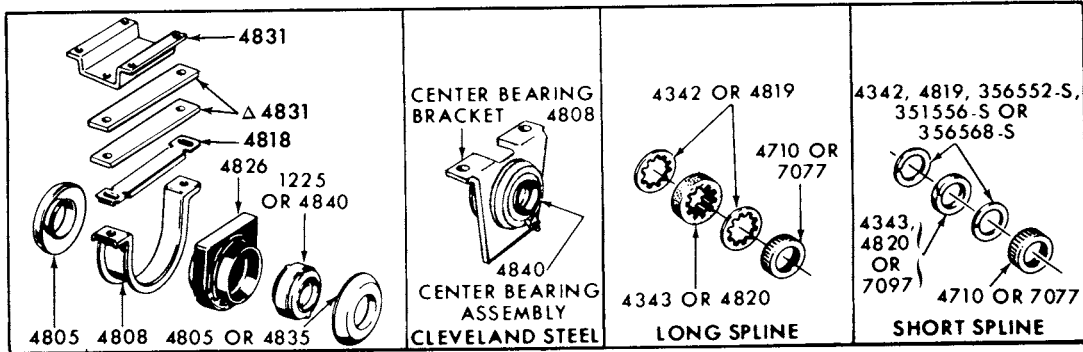
DRIVE LINE — TYPICAL



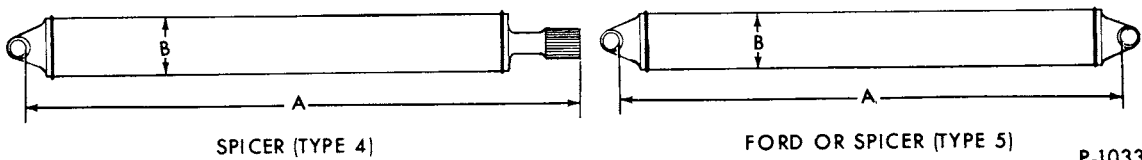
UNIVERSAL JOINTS



CENTER BEARING AND ATTACHING PARTS



DRIVESHAFT TYPES



Note: Δ Used on F100 4/W/D only. Refer to Coupling Shaft Parts List No. 9 in Section 48.3, Page 1.

1973/79
TRUCK SERIES 100/500

This Section cross-references driveshaft and coupling shaft assemblies to optional component parts. To locate optional component parts do the following:

1. Find the shaft assembly number as shown in the Driveline Cross-Reference Guide Section 46.1, Page 3 or the appropriate Shaft Application Chart.
2. Refer to the known Complete Shaft Assembly number below for the appropriate Shaft Sub-assembly and related components.

| DRIVE and COUPLING SHAFT COMPONENT PARTS LISTS | | | | | | | | | |
|--|-----------------------|---|------------------|-----------------|------------------|------------------|----------------|--------|----------------|
| COMPLETE SHAFT ASSEMBLY | SHAFT SUB-ASSEMBLY | OPTIONAL COMPONENTS FOR COMPLETE SHAFT ASSEMBLY | | | | | | | |
| | | RELATED PARTS FOR USE WITH SHAFT SUB-ASSEMBLY | | | | | | | |
| C1TZ 4602-E | C1TZ 4605-E | 2-C5TZ 1-TEAA | 4635-G 4841-A | U/Joint Yoke | 1-B3D 1-01Y | 4819-A 7077 | Washer Cap | 1-B3D | 4820-A Seal |
| C1TZ 4602-V | C1TZ 4605-AV | 2-C5TZ 1-TEAA | 4635-G 4841-A | U/Joint Yoke | 1-B3D 1-01Y | 4819-A 7077 | Washer Cap | 1-B3D | 4820-A Seal |
| ★ C2TZ 4602-B | C2TZ 4605-B | 2-C5TZ 1-TEAA | 4635-G 4841-A | U/Joint Yoke | 1-B3D 1-01Y | 4819-A 7077 | Washer Cap | 1-B3D | 4820-A Seal |
| ★ C8HZ 4602-BW | C8HZ 4605-BW | 2-B6TZ 1-TEAA | 4635-B 4841-A | U/Joint Yoke | 1-B3D 1-01Y | 4819-A 7077 | Washer Cap | 1-B3D | 4820-A Seal |
| ★ C8HZ 4602-BY | C8HZ 4605-BY | 2-B6TZ 1-TEAA | 4635-B 4841-A | U/Joint Yoke | 1-B3D 1-01Y | 4819-A 7077 | Washer Cap | 1-B3D | 4820-A Seal |
| ★ C8HZ 4602-EY | C8HZ 4605-EY | 2-C5TZ 1-C5TZ | 4635-G 4841-C | U/Joint Yoke | 1-C5TZ 1-C5TZ | 4710-C 4866-B | Cap Yoke | 1-C5TZ | 4819-C Washer |
| ★ C8TZ 4602-AT | C8TZ 4605-AT | 2-C5TZ 1-TEAA | 4635-G 4841-A | U/Joint Yoke | 1-B3D 1-01Y | 4819-A 7077 | Washer Cap | 1-B3D | 4820-A Seal |
| C8TZ 4602-AU | C8TZ 4605-AU | 2-C5TZ 1-TEAA | 4635-G 4841-A | U/Joint Yoke | 1-B3D 1-01Y | 4819-A 7077 | Washer Cap | 1-B3D | 4820-A Seal |
| ★ C8TZ 4602-BR | C8TZ 4605-BR | 1-C1TT 1-C1TT | 4342-C 4710-A | Washer Cap | 1-C1TT 1-C8TZ | 4343-C 4841-B | Seal Yoke | 2-C5TZ | 4635-G U/Joint |
| ★ C8TZ 4602-BY | C8TZ 4605-BY | 1-C1TT 1-C1TT | 4342-C 4710-A | Washer Cap | 1-C1TT 1-C8TZ | 4343-C 4841-B | Seal Yoke | 2-C5TZ | 4635-G U/Joint |
| ★ C8TZ 4602-CF | C8TZ 4605-CF | 2-C5TZ 1-C5TZ | 4635-G 4841-C | U/Joint Yoke | 1-C5TZ | 4710-C | Cap | 1-C5TZ | 4819-C Washer |
| ★ C8TZ 4602-DK | C8TZ 4605-DK | 2-C5TZ 1-C5TZ | 4635-G 4841-C | U/Joint Yoke | 1-C5TZ | 4710-C | Cap | 1-C5TZ | 4819-C Washer |
| ★ C8TZ 4602-DL | C8TZ 4605-DL | 2-C5TZ 1-C5TZ | 4635-G 4841-C | U/Joint Yoke | 1-C5TZ | 4710-C | Cap | 1-C5TZ | 4819-C Washer |
| ★ C9TZ 4602-F | C9TZ 4605-F | 2-C5TZ 1-C5TZ | 4635-G 4841-C | U/Joint Yoke | 1-C5TZ | 4710-C | Cap | 1-C5TZ | 4819-C Washer |
| ★ D0HZ 4602-D | D0HZ 4605-D | 2-C5TZ 1-C5TZ | 4635-G 4841-C | U/Joint Yoke | 1-C5TZ | 4710-C | Cap | 1-C5TZ | 4819-C Washer |
| ★ D0HZ 4602-N | D0HZ 4605-N | 2-C5TZ 1-C5TZ | 4635-C 4841-C | U/Joint Yoke | 1-C5TZ | 4710-C | Cap | 1-C5TZ | 4819-C Washer |
| ★ D0HZ 4602-AR | D0HZ 4605-AR | 1-C1TT 1-C1TT | 4342-C 4710-A | Washer Cap | 1-C1TT 1-C8TZ | 4343-C 4841-B | Seal Yoke | 2-C5TZ | 4635-C U/Joint |
| ★ D0HZ 4602-CH | D0HZ 4605-CH | 2-C5TZ 1-TEAA | 4635-G 4841-A | U/Joint Yoke | 1-B3D 1-01Y | 4819-A 7077 | Washer Cap | 1-B3D | 4820-A Seal |
| ★ D0HZ 4602-DG | D0HZ 4605-DG | 2-C5TZ 1-C1TT | 4635-G 4710-A | U/Joint Cap | 1-C1TT 1-C8TZ | 4342-C 4841-B | Washer Yoke | 1-C1TT | 4343-C Seal |
| ★ D0HZ 4602-DH | D0HZ 4605-DH | 2-C5TZ 1-C1TT | 4635-G 4710-A | U/Joint Cap | 1-C1TT 1-C8TZ | 4342-C 4841-B | Washer Yoke | 1-C1TT | 4343-C Seal |
| ★ D0HZ 4602-DN | D0HZ 4605-DN | 2-C5TZ 1-C1TT | 4635-G 4710-A | U/Joint Cap | 1-C1TT 1-C8TZ | 4342-C 4841-B | Washer Yoke | 1-C1TT | 4343-C Seal |
| ★ D0TZ 4602-C | D0TZ 4605-C | 2-C5TZ 1-C5TZ | 4635-G 4841-C | U/Joint Yoke | 1-C5TZ | 4710-C | Cap | 1-C5TZ | 4819-C Washer |
| ★ D0TZ 4602-E | D0TZ 4605-E | 1-C1TT 1-C1TT | 4342-C 4710-A | Washer Cap | 1-C1TT 1-C8TZ | 4343-C 4841-B | Seal Yoke | 2-C5TZ | 4635-G U/Joint |

1973/79
TRUCK SERIES 100/500

| DRIVE and COUPLING SHAFT COMPONENT PARTS LISTS | | | | | | | | | |
|--|---|---|------------------|--------------------|------------------|------------------|---------------|-----------------|----------------------------|
| COMPLETE SHAFT ASSEMBLY | OPTIONAL COMPONENTS FOR COMPLETE SHAFT ASSEMBLY | | | | | | | | |
| | SHAFT SUB-ASSEMBLY | RELATED PARTS FOR USE WITH SHAFT SUB-ASSEMBLY | | | | | | | |
| ★ DOTZ 4602-J | D0TZ 4605-J | 1-C1TT 1-C1TT | 4342-C 4710-A | Washer Cap | 1-C1TT 1-C8TZ | 4343-C 4841-B | Seal Yoke | 2-C5TZ | 4635-G U/Joint |
| ★ DOTZ 4602-K | D0TZ 4605-K | 1-C1TT 1-C1TT | 4342-C 4710-A | Washer Cap | 1-C1TT 1-C8TZ | 4343-C 4841-B | Seal Yoke | 2-C5TZ | 4635-G U/Joint |
| ★ DOTZ 4602-L | D0TZ 4605-L | 1-C1TT 1-C1TT | 4342-C 4710-A | Washer Cap | 1-C1TT 1-C8TZ | 4343-C 4841-B | Seal Yoke | 2-C5TZ | 4635-G U/Joint |
| ★ D1TZ 4602-B | D1TZ 4605-B | 2-C5TZ 1-TEAA | 4635-G 4841-A | U/Joint Yoke | 1-B3D 1-01Y | 4819-A 7077 | Washer Cap | 1-B3D | 4820-A Seal |
| ★ D3HZ 4602-BC | D3HZ 4605-BC | 1-C1TT 1-C1TT | 4342-C 4710-A | Washer Cap | 1-C1TT 1-C8TZ | 4343-C 4841-B | Seal Yoke | 2-C5TZ | 4635-G U/Joint |
| ★ D3HZ 4602-BD | D3HZ 4605-BD | 1-C1TT 1-C1TT | 4342-C 4710-A | Washer Cap | 1-C1TT 1-C8TZ | 4343-C 4841-B | Seal Yoke | 2-C5TZ | 4635-G U/Joint |
| ★ D3HZ 4602-BE | D3HZ 4605-BE | 1-C1TT 1-C1TT | 4342-C 4710-A | Washer Cap | 1-C1TT 1-C8TZ | 4343-C 4841-B | Seal Yoke | 2-C5TZ | 4635-G U/Joint |
| ★ D3HZ 4602-BF | D3HZ 4605-BF | 1-C1TT 1-C1TT | 4342-C 4710-A | Washer Cap | 1-C1TT 1-C8TZ | 4343-C 4841-B | Seal Yoke | 2-C5TZ | 4635-G U/Joint |
| ★ D4TA 4602-ATA | D4TZ 4605-E | 1-D4HZ 1-D4HZ | 4342-A 4841-D | Washer Yoke | 1-D4HZ 1-01T | 4343-B 7077 | Seal Cap | 2-B6TZ | 4635-B U/Joint |
| ★ D4TA 4602-AUA | D4TZ 4605-D | 1-D4HZ 1-D4HZ | 4342-A 4841-D | Washer Yoke | 1-D4HZ 1-01T | 4343-B 7077 | Seal Cap | 2-B6TZ | 4635-B U/Joint |
| ★ D4TA 4602-AVA | D4TZ 4605-C | 1-D4HZ 1-D4HZ | 4342-A 4841-D | Washer Yoke | 1-D4HZ 1-01T | 4343-B 7077 | Seal Cap | 2-B6TZ | 4635-B U/Joint |
| ★ D4TA 4602-AYA | D4TZ 4605-B | 1-D4HZ 1-D4HZ | 4342-A 4841-D | Washer Yoke | 1-D4HZ 1-01T | 4343-B 7077 | Seal Cap | 2-B6TZ | 4635-B U/Joint |
| ★ D4TA 4602-AZA | D4TZ 4605-A | 1-D4HZ 1-D4HZ | 4342-A 4841-D | Washer Yoke | 1-D4HZ 1-01T | 4343-B 7077 | Seal Cap | 2-B6TZ | 4635-B U/Joint |
| ★ D4TZ 4602-BDA | D4TZ 4605-J | 1-D4HZ 1-D4HZ | 4342-A 4841-D | Washer Yoke | 1-D4HZ 1-01T | 4343-B 7077 | Seal Cap | 2-B6TZ | 4635-B U/Joint |
| ★ D4TA 4602-BEA | D4TZ 4605-H | 1-D4HZ 1-D4HZ | 4342-A 4841-D | Washer Yoke | 1-D4HZ 1-01T | 4343-B 7077 | Seal Cap | 2-B6TZ | 46035-B U/Joint |
| ★ D4TA 4602-BFA | D4TZ 4605-G | 1-D4HZ 1-D4HZ | 4342-A 4841-D | Washer Yoke | 1-D4HZ 1-01T | 4343-B 7077 | Seal Cap | 2-B6TZ | 4635-B U/Joint |
| ★ D4TA 4602-BGA | D4HZ 4605-E | 1-D4HZ 1-★ B5T | 4342-A 4818-A | Washer Retainer | 1-D4HZ 1-D4HZ | 4343-B 4841-D | Seal Yoke | 2-B6TZ 1-01T | 4635-B U/Joint 7077 Cap |
| ★ D4TA 4602-BRA | D4TZ 4605-F | 1-D4HZ 1-D4HZ | 4342-A 4841-D | Washer Yoke | 1-D4HZ 1-01T | 4343-B 7077 | Seal Cap | 2-B6TZ | 4635-B U/Joint |
| ★ C8TZ 4817-GA | C8TZ 4816-GA | 1-C5TZ | 4635-G | U/Joint | | | | | |
| ★ C9TZ 4817-AT | C9TZ 4816-AT | 1-B6TZ | 4635-B | U/Joint | | | | | |
| ★ C9TZ 4817-BC | C9TZ 4816-BC | 1-B6TZ | 4635-B | U/Joint | | | | | |
| ★ C9TZ 4817-BD | C9TZ 4816-BD | 1-B6TZ | 4635-B | U/Joint | | | | | |
| ★ C9TZ 4817-BH | C9TZ 4816-BH | 1-C5TZ | 4635-G | U/Joint | | | | | |
| ★ C9TZ 4817-BJ | C9TZ 4816-BJ | 1-C5TZ | 4635-G | U/Joint | | | | | |
| ★ C9TZ 4817-BU | C9TZ 4816-BU | 1-C5TZ | 4635-G | U/Joint | | | | | |
| ★ C9TZ 4817-BW | C9TZ 4816-BW | 1-C5TZ | 4635-G | U/Joint | | | | | |
| ★ D0HZ 4817-AA | D0HZ 4816-AA | 1-C5TZ | 4635-G | U/Joint | | | | | |
| ★ D0HZ 4817-AL | D0HZ 4816-AL | 1-B6TZ | 4635-B | U/Joint | | | | | |
| ★ D0HZ 4817-DM | D0HZ 4816-DM | 1-B6TZ | 4635-B | U/Joint | | | | | |
| ★ D0TZ 4817-S | D0TZ 4816-S | 1-B6TZ | 4635-B | U/Joint | | | | | |
| ★ D3HZ 4817-Y | D3HZ 4816-Y | 1-B6TZ | 4635-B | U/Joint | | | | | |
| ★ D3HZ 4817-Z | D3HZ 4816-Z | 1-B6TZ | 4635-B | U/Joint | | | | | |
| ★ D3HZ 4817-AA | D3HZ 4816-AA | 1-B6TZ | 4635-B | U/Joint | | | | | |
| ★ D3TZ 4817-D | D3TZ 4816-D | 1-C5TZ | 4635-G | U/Joint | | | | | |
| ★ D3TZ 4817-K | D3TZ 4816-K | 1-B6TZ | 4635-B | U/Joint | | | | | |
| ★ D3TZ 4817-L | D3TZ 4816-L | 1-B6TZ | 4635-B | U/Joint | | | | | |
| ★ D4TA 4817-BSA | D4TZ 4816-F | 1-B6TZ | 4635-B | U/Joint | | | | | |
| ★ D4TA 4817-BTA | D4TZ 4816-E | 1-B6TZ | 4635-B | U/Joint | | | | | |

1973/79
TRUCK SERIES 100/500

| DRIVE and COUPLING SHAFT COMPONENT PARTS LISTS | | | | | |
|--|---|---|--------|---------|--|
| COMPLETE SHAFT ASSEMBLY | OPTIONAL COMPONENTS FOR COMPLETE SHAFT ASSEMBLY | | | | |
| | SHAFT SUB-ASSEMBLY | RELATED PARTS FOR USE WITH SHAFT SUB-ASSEMBLY | | | |
| ★ D4TA 4817-BUA | D5TZ 4816-F | 1-B6TZ | 4635-B | U/Joint | |
| ★ D4TA 4817-BVA | D5TZ 4816-L | 1-B6TZ | 4635-B | U/Joint | |
| ★ D4TA 4817-CDA | D4TZ 4816-G | 1-B6TZ | 4635-B | U/Joint | |
| ★ D4TA 4817-CEA | D4TZ 4816-W | 1-B6TZ | 4635-B | U/Joint | |
| ★ D4TA 4817-CFA | D4TZ 4816-V | 1-B6TZ | 4635-B | U/Joint | |
| ★ D4TA 4817-CGA | D5TZ 4816-E | 1-B6TZ | 4635-B | U/Joint | |
| ★ D4TA 4817-CHA | D5TZ 4816-R | 1-B6TZ | 4635-B | U/Joint | |
| ★ D4TA 4817-CJA | D5TZ 4816-M | 1-B6TZ | 4635-B | U/Joint | |

1973/79
TRUCK SERIES 100/500

DRIVE SHAFT APPLICATION CHART INDEX

| APPLICATION | SECTION | PAGE | APPLICATION | SECTION | PAGE |
|-------------|---------------------|------|---------------|---------|------|
| 4602 | SHAFT ASSY. (DRIVE) | | | | |
| B SERIES | | | F SERIES | | |
| B500 | 46.2 | 1 | F100 -- 2/W/D | 46.2 | 6 |
| | | | F100 -- 4/W/D | 46.2 | 13 |
| | | | F150 -- 2/W/D | 46.2 | 13 |
| | | | F150 -- 4/W/D | 46.2 | 19 |
| E SERIES | | | F250 -- 2/W/D | 46.2 | 22 |
| E100 | 46.2 | 1 | F270 -- 4/W/D | 46.2 | 27 |
| E150 | 46.2 | 3 | F350 -- 2/W/D | 46.2 | 29 |
| E200 | 46.2 | 4 | F350 -- 4/W/D | 46.2 | 33 |
| E250 | 46.2 | 4 | F500 | 46.2 | 33 |
| E300 | 46.2 | 5 | M SERIES | | |
| E350 | 46.2 | 6 | M450/500 | 46.2 | 35 |
| | | | P SERIES | | |
| | | | P350 | 46.2 | 36 |
| | | | P400 | 46.2 | 36 |
| | | | P500 | 46.2 | 36 |

4602 SHAFT ASSY.—DRIVE

APPLICATION CHART

| S P E E D | TRANSMISSION | ENGINE | | REAR AXLE | | WHEEL- BASE (INCHES) | YEAR | SIZE (INCHES) | | | PART NUMBER | CODE | |
|-----------------------|--------------|------------------|--------------|-----------------------|--------------|----------------------------|------|---------------|---|---|-------------|------------------|------------------|
| | | T Y P E | C Y L. | C.I.D. OR MODEL | M F R. | | | MODEL | A | B | | N O T E | Y O K E |

NOTE: ▲ REFER TO PAGE 1 OF SECTION 46.1 FOR AN EXPLANATION OF THE CHART AND THE CODES SHOWN.

B500 SERIES

| | | | | | | | | | | | | | | | | |
|---|---------------------|---|-----|---------|---|-------|-----|-------|---|----------|-------|-------|-----------------|----|----|----|
| 5 | Clark 280 Series | G | 6,8 | 300,330 | E | 15201 | 156 | 73/74 | 5 | 39 23/32 | 3 | 1,22 | ★ C8TZ 4602-BS | 66 | 32 | 32 |
| | | | | | | | 156 | | 5 | 39 13/16 | 3 | 2,22 | C8TZ 4602-DK | 39 | 32 | 32 |
| | | | | | | | 156 | 74/77 | 5 | 41 1/8 | 3 | 10,23 | ★ D4TA 4602-BRA | 90 | 3 | 3 |
| | | | | | R | D100 | 156 | 73/74 | 5 | 41 9/16 | 3 | 1,22 | C8TZ 4602-BY | 66 | 32 | 32 |
| | | | | | | | 156 | | 5 | 41 5/16 | 3 | 2,22 | ★ C9TZ 4602-F | 39 | 32 | 32 |
| | | | | | | | 156 | 74/77 | 5 | 42 13/16 | 3 | 10,23 | ★ D4TA 4602-AUA | 90 | 3 | 3 |
| | | | | | R | F106 | 156 | 73/74 | 5 | 40 5/16 | 3 | 1,22 | C8TZ 4602-BR | 66 | 32 | 32 |
| | | | | | | | 156 | | 5 | 40 3/16 | 3 | 2,22 | C8TZ 4602-DL | 39 | 32 | 32 |
| | | | | | | | 156 | 74/77 | 5 | 41 13/16 | 3 | 10,23 | ★ D4TA 4602-ATA | 90 | 3 | 3 |
| 4 | New Process 435 | G | 6,8 | 300,330 | E | 15201 | 156 | 73/77 | 5 | 41 15/32 | 3 | 1 | ★ C2TZ 4602-B | 30 | 32 | 32 |
| | | | | | | | 156 | | 5 | 39 13/16 | 3 | 2 | C8TZ 4602-ZZ | 39 | 32 | 32 |
| | | | | | | | 156 | 73/77 | 5 | 42 11/32 | 3 | 1 | C1TZ 4602-E | 30 | 32 | 32 |
| | | | | | R | F106 | 156 | 73/77 | 5 | 40 3/16 | 3 | 2 | C8TZ 4602-DL | 39 | 32 | 32 |
| | | | | | | | 156 | | 5 | 41 5/16 | 3 | 2 | ★ C9TZ 4602-F | 39 | 32 | 32 |
| | | | | | | | 156 | 73/77 | 5 | 43 3/16 | 3 | 1 | C0TT 4605-AT | 30 | 32 | 32 |
| | | | | | R | D100 | 156 | 73/77 | 5 | 41 5/16 | 3 | 2 | ★ C9TZ 4602-F | 39 | 32 | 32 |
| | | | | | | | 156 | | 5 | 41 5/16 | 3 | 2 | ★ C9TZ 4602-F | 39 | 32 | 32 |
| | | | | | | | 156 | 74/77 | 5 | 42 13/16 | 3 | 10,23 | ★ D4TA 4602-AUA | 90 | 3 | 3 |
| 5 | New Process 542 | G | 6,8 | 300,330 | E | 15201 | 156 | 73/74 | 5 | 38 13/16 | 3 1/2 | 1,22 | DOTZ 4602-J | 66 | 32 | 32 |
| | | | | | | | 156 | | | 40 1/2 | 3 | 2,22 | ★ C8TZ 4602-CF | 39 | 32 | 32 |
| | | | | | | | 156 | 74/77 | 5 | 41 1/8 | 3 | 10,23 | ★ D4TA 4602-BRA | 90 | 3 | 3 |
| | | | | | R | D100 | 156 | 73/77 | 5 | 40 13/16 | 3 1/2 | 1,22 | DOTZ 4602-L | 66 | 32 | 32 |
| | | | | | | | 156 | | 5 | 41 5/16 | 3 | 2,22 | ★ C9TZ 4602-F | 39 | 32 | 32 |
| | | | | | | | 156 | 74/77 | 5 | 42 13/16 | 3 | 10,23 | ★ D4TA 4602-AUA | 90 | 3 | 3 |
| | | | | | R | F106 | 156 | 73/74 | 5 | 39 13/16 | 3 1/2 | 1,22 | DOTZ 4602-K | 66 | 32 | 32 |
| | | | | | | | 156 | | 5 | 39 13/16 | 3 | 2,22 | C8TZ 4602-DK | 39 | 32 | 32 |
| | | | | | | | 156 | 74/77 | 5 | 41 13/16 | 3 | 10,23 | ★ D4TA 4602-ATA | 90 | 3 | 3 |

E100 SERIES

| | | | | | | | | | | | | | | | | |
|---|---------|---|---|-----|---|-----|-----|-------|---|--------------|-------|--|---------------|----|----|----|
| 3 | Ford C4 | G | 6 | 240 | F | All | 105 | 73/74 | 5 | 39 9/16 | 2 3/4 | | ★ D3UZ 4602-E | 82 | 12 | 12 |
| | | | | | | | | | | Not replaced | | | | | | |
| | | | | | | | 123 | | 5 | 57 17/32 | 3 1/2 | | ★ D3UZ 4602-F | 81 | 12 | 12 |
| | | | | | | | | | | Not replaced | | | | | | |

NOTE 1 - 16 spline drive line. Shaft assy. uses 1410 size joint. For service use 055 size joint.

NOTE 2 - 32 spline drive line. Shaft assy. uses 055 size joint.

NOTE 10 - Shaft assy. incl. 1410 size joint.

NOTE 22 - "Before Ser. T20,001"

NOTE 23 - "From Ser. T20,001"

1973/79
TRUCK SERIES 100/500

4602 SHAFT ASSY.-DRIVE

APPLICATION CHART

| S P E E D | TRANSMISSION | | ENGINE | | REAR AXLE | | WHEEL- BASE (INCHES) | YEAR | T Y P E | SIZE (INCHES) | | N O T E | PART NUMBER ▲ | ▲ CODE | | |
|-----------------------|--------------|------------------|--------------|-----------------------|--------------|-------|----------------------------|------|------------------|---------------|---|------------------|------------------|------------------|-----------------------------|-----------------------|
| | MODEL | T Y P E | C Y L. | C.I.D. OR MODEL | M F R. | MODEL | | | | A | B | | | Y O K E | U- J O I N T | F R E A R |

NOTE: ▲ REFER TO PAGE 1 OF SECTION 46.1 FOR AN EXPLANATION OF THE CHART AND THE CODES SHOWN.

E100 SERIES — Cont'd

| | | | | | | | | | | | | | | | | |
|---|-----------------|-----|---|---------|-----|-------|-----|---------|-------|----------|-------------|-------|-------------------------------|-----|----|----|
| 3 | Ford C4 | G | 6 | 300 | F | All | 124 | 75 | 5 | 58 43/64 | 3 1/2 | | ★ D5UZ 4602-B Not replaced | 82 | 45 | 46 |
| | | | | | | | 124 | 76/77 | 5 | 58 11/16 | 3 1/2 | | D5UZ 4602-N | 82 | 12 | 12 |
| | | | | | | | 138 | 75/77 | 5 | 48 15/16 | 2 1/2 | | D5UZ 4602-H | 42 | 12 | 12 |
| | | G | 8 | 302 | F | All | 105 | 73/74 | 5 | 42 23/32 | 2 3/4 | | ★ D3UZ 4602-M Not replaced | 82 | 12 | 12 |
| | | | | | | | 123 | | 5 | 59 41/64 | 3 1/2 | | D3UZ 4602-N | 81 | 12 | 12 |
| | | | | | | | 124 | 76/78 | 5 | 55 1/2 | 3 1/2 | | D7UZ 4602-F | 97 | 12 | 12 |
| 3 | Ford C6 | G | 6 | 300 | F | All | 138 | 76 | 5 | 48 15/16 | 2 1/2 | | D5UZ 4602-H | 42 | 12 | 12 |
| | | | | | | | 138 | 77/78 | 5 | 68 11/32 | 3 1/2 | | D7UZ 4602-G | 97 | 12 | 12 |
| | | | | | | | 124 | 79 | 5 | 54 27/64 | 3 1/2 | | D9UZ 4602-B | 89 | 41 | 42 |
| | | | | | | | 138 | | 5 | 68 11/36 | 3 1/2 | | D9TZ 4602-J | 89 | 41 | 42 |
| | | | | | | | 124 | 79 | 5 | 54 27/64 | 3 1/2 | | D9UZ 4602-B | 89 | 41 | 42 |
| | | G | 8 | 302 | F | All | 138 | | 5 | 68 11/36 | 3 1/2 | | D9TZ 4602-J | 89 | 41 | 42 |
| | | | | | | | 124 | 75/78 | 5 | 55 1/2 | 3 1/2 | | D7UZ 4602-F | 97 | 12 | 12 |
| | | | | | | | 138 | 75/76 | 5 | 48 15/16 | 2 1/2 | | D5UZ 4602-H | 42 | 12 | 12 |
| | | G | 8 | 351 | F | All | 138 | 77/78 | 5 | 68 11/32 | 3 1/2 | | D7UZ 4602-G | 97 | 12 | 12 |
| | | | | | | | 124 | 79 | 5 | 54 27/64 | 3 1/2 | | D9UZ 4602-B | 89 | 41 | 42 |
| | | | | | | | 138 | | 5 | 68 11/36 | 3 1/2 | | D9TZ 4602-J | 89 | 41 | 42 |
| | | | | | | | 105 | 73/74 | 5 | 47 3/16 | 2 3/4 | | ★ D3UZ 4602-A Not replaced | 80 | 12 | 12 |
| 3 | Ford L/D,M/D | G | 6 | 240,300 | F | All | 123 | | 5 | 57 3/4 | 3 1/2 | | ★ D3UZ 4602-B Not replaced | 80 | 12 | 12 |
| | | | | | | | 105 | 73/74 | 5 | 49 27/32 | 2 3/4 | 20 | ★ D3UZ 4602-J Not replaced | 80 | 12 | 12 |
| | | G | 8 | 302 | F | All | 105 | 74 | 5 | 50 11/32 | 2 3/4 | 21 | ★ D4UZ 4602-B Not replaced | 80 | 12 | 12 |
| | | | | | | | 123 | 73/74 | 5 | 60 15/16 | 3 1/2 | | ★ D3UZ 4602-K Not replaced | 80 | 12 | 12 |
| 3 | Ford L/D | G | 6 | 300 | F | All | 124 | 75/78 | 5 | 59 1/4 | 3 1/2 | | D5UZ 4602-M | 80 | 12 | 12 |
| | | | | | | All | 138 | 75/76 | 5 | 48 15/16 | 2 1/2 | 25,29 | D5UZ 4602-H | 42 | 12 | 12 |
| | | | | | | All | 138 | 76/78 | 5 | 72 9/32 | 3 1/2 | 26,30 | D6UZ 4602-A | 80 | 12 | 12 |
| | | | | | | All | 124 | 79 | 5 | 58 3/16 | 3 1/2 | | D9UZ 4602-D | 111 | 41 | 42 |
| | | G | 8 | 302 | F | All | 138 | | 5 | 72 9/32 | 3 1/2 | | D9UZ 4602-C | 111 | 41 | 42 |
| | | | | | | | 124 | 79 | 5 | 58 3/16 | 3 1/2 | | D9UZ 4602-D | 111 | 41 | 42 |
| | | | | | | | 138 | | 5 | 72 9/32 | 3 1/2 | | D9UZ 4602-C | 111 | 41 | 42 |
| | | | | | | | 124 | 78 | 5 | 59 1/4 | 3 1/2 | | D5UZ 4602-M | 80 | 12 | 12 |
| 3 | Ford M/D | G | 6 | 300 | F | All | 138 | | 5 | 72 9/32 | 3 1/2 | | D6UZ 4602-A | 80 | 12 | 12 |
| | | | | | | | 124 | 79 | 5 | 58 3/16 | 3 1/2 | | D9UZ 4602-D | 111 | 41 | 42 |
| | | | | | | | 138 | | 5 | 72 9/32 | 3 1/2 | | D9UZ 4602-C | 111 | 41 | 42 |
| | | | | | | | 124 | 79 | 5 | 58 3/16 | 3 1/2 | | D9UZ 4602-D | 111 | 41 | 42 |
| | | G | 8 | 302 | F | All | 124 | 79 | 5 | 58 3/16 | 3 1/2 | | D9UZ 4602-D | 111 | 41 | 42 |
| | | | | | | | 138 | | 5 | 72 9/32 | 3 1/2 | | D9UZ 4602-C | 111 | 41 | 42 |
| | | | | | | | 124 | 75/78 | 5 | 59 1/4 | 3 1/2 | | D5UZ 4602-M | 80 | 12 | 12 |
| | | | | | | | 138 | 75/77 | 5 | 48 15/16 | 2 1/2 | 35 | D5UZ 4602-H | 42 | 12 | 12 |
| G | 8 | 351 | F | All | 138 | 77/78 | 5 | 48 3/32 | 2 1/2 | 36 | D7UZ 4602-C | 99 | 12 | 12 | | |

NOTE 20 — "Before Ser. S60,001"

NOTE 21 — "From Ser. S60,001"

NOTE 25 — 2 piece D/Line-use with coupling shaft.

NOTE 26 — 1 piece D/Line-use w/o coupling shaft.

NOTE 29 — "Before Ser. B00,000"

NOTE 30 — "From Ser. B00,000"

NOTE 35 — "Before Ser. Z00,001"

NOTE 36 — "From Ser. Z00,001"

1973/79 TRUCK SERIES 100/500

| 4602 | | SHAFT ASSY.-DRIVE | | APPLICATION CHART | | | | | | | | | | | | |
|-----------------------|--------------|-------------------|--------------|-----------------------|--------------|-----------------------|------------------------|------|------------------|---------------|---|------------------|------------------|--------|---------|---------------------------------|
| S P E E D | TRANSMISSION | ENGINE | | | REAR AXLE | | WHEEL-BASE (INCHES) | YEAR | T Y P E | SIZE (INCHES) | | N O T E | PART NUMBER ▲ | ▲ CODE | | |
| | | T Y P E | C Y L. | C.I.D. OR MODEL | M F R. | M O D E L | | | | A | B | | | Y | U-JOINT | O F R E A T R |

NOTE: ▲ REFER TO PAGE 1 OF SECTION 46.1 FOR AN EXPLANATION OF THE CHART AND THE CODES SHOWN.

E100 SERIES — Cont'd

| | | | | | | | | | | | | | | | | |
|---|----------|---|---|-----|---|-------------------|-----|----|---|---------|-------|--|-------------|-----|----|----|
| 4 | Ford O/D | G | 6 | 300 | F | All | 124 | 78 | 5 | 59 1/4 | 3 1/2 | | D5UZ 4602-M | 80 | 12 | 12 |
| | | | | | F | All -- 2.75 ratio | 138 | | 5 | 72 9/32 | 3 1/2 | | D6UZ 4602-A | 80 | 12 | 12 |
| | | | | | F | All -- 3.25 ratio | 138 | | 5 | 48 3/32 | 2 1/2 | | D7UZ 4602-C | 99 | 12 | 12 |
| | | | | | F | All | 124 | 79 | 5 | 58 3/16 | 3 1/2 | | D9UZ 4602-D | 111 | 41 | 42 |
| 4 | Ford O/D | G | 8 | 302 | F | All | 124 | 79 | 5 | 58 3/16 | 3 1/2 | | D9UZ 4602-D | 111 | 41 | 42 |
| | | | | | F | All | 138 | | 5 | 72 9/32 | 3 1/2 | | D9UZ 4602-C | 111 | 41 | 42 |
| | | G | 8 | 351 | F | All | 124 | 78 | 5 | 59 1/4 | 3 1/2 | | D5UZ 4602-M | 80 | 12 | 12 |
| | | | | | F | All | 138 | | 5 | 48 3/32 | 2 1/2 | | D7UZ 4602-C | 99 | 12 | 12 |

E150 SERIES

| | | | | | | | | | | | | | | | | |
|---|----------|---|---|-----|---|-----|-----|-------|---|----------|-------|-------|-------------------------------|-----|----|----|
| 3 | Ford C4 | G | 6 | 300 | F | All | 124 | 75 | 5 | 58 43/64 | 3 1/2 | | ★ D5UZ 4602-B Not replaced | 85 | 45 | 46 |
| | | | | | | | 124 | 76/77 | 5 | 58 11/16 | 3 1/2 | | D5UZ 4602-N | 82 | 12 | 12 |
| | | | | | | | 138 | 75/77 | 5 | 48 15/16 | 2 1/2 | | D5UZ 4602-H | 42 | 12 | 12 |
| 3 | Ford C6 | G | 6 | 300 | F | All | 124 | 75/78 | 5 | 55 1/2 | 3 1/2 | | D7UZ 4602-F | 97 | 12 | 12 |
| | | | | | | | 138 | 76 | 5 | 48 15/16 | 2 1/2 | | D5UZ 4602-H | 42 | 12 | 12 |
| | | | | | | | 138 | 77/78 | 5 | 68 11/32 | 3 1/2 | | D7UZ 4602-G | 97 | 12 | 12 |
| | | | | | | | 124 | 79 | 5 | 54 27/64 | 3 1/2 | | D9UZ 4602-B | 89 | 41 | 42 |
| | | | | | | | 138 | | 5 | 68 11/32 | 3 1/2 | | D9TZ 4602-J | 89 | 41 | 42 |
| | | | | | | | 124 | 79 | 5 | 54 27/64 | 3 1/2 | | D9UZ 4602-B | 89 | 41 | 42 |
| | | G | 8 | 302 | F | All | 124 | 79 | 5 | 54 27/64 | 3 1/2 | | D9UZ 4602-B | 89 | 41 | 42 |
| | | | | | | | 138 | | 5 | 68 11/32 | 3 1/2 | | D9TZ 4602-J | 89 | 41 | 42 |
| | | | | | | | 124 | 75/78 | 5 | 55 1/2 | 3 1/2 | | D7UZ 4602-F | 97 | 12 | 12 |
| | | | | | | | 138 | 75/76 | 5 | 48 15/16 | 2 1/2 | | D5UZ 4602-H | 42 | 12 | 12 |
| | | | | | | | 138 | 77/78 | 5 | 68 11/32 | 3 1/2 | | D7UZ 4602-G | 97 | 12 | 12 |
| | | | | | | | 124 | 79 | 5 | 54 27/64 | 3 1/2 | | D9UZ 4602-B | 89 | 41 | 42 |
| 3 | Ford L/D | G | 6 | 300 | F | All | 124 | 75/78 | 5 | 59 1/4 | 3 1/2 | | D5UZ 4602-M | 80 | 12 | 12 |
| | | | | | | | 138 | 75/76 | 5 | 48 15/16 | 2 1/2 | 25,29 | D5UZ 4602-H | 42 | 12 | 12 |
| | | | | | | | 138 | 76/78 | 5 | 72 9/32 | 3 1/2 | 26,30 | D6UZ 4602-A | 80 | 12 | 12 |
| | | | | | | | 124 | 79 | 5 | 58 3/16 | 3 1/2 | | D9UZ 4602-D | 111 | 41 | 42 |
| | | | | | | | 138 | | 5 | 72 9/32 | 3 1/2 | | D9UZ 4602-C | 111 | 41 | 42 |
| | | | | | | | 124 | 79 | 5 | 58 3/16 | 3 1/2 | | D9UZ 4602-D | 111 | 41 | 42 |
| | | G | 8 | 302 | F | All | 124 | 79 | 5 | 58 3/16 | 3 1/2 | | D9UZ 4602-D | 111 | 41 | 42 |
| | | | | | | | 138 | | 5 | 72 9/32 | 3 1/2 | | D9UZ 4602-C | 111 | 41 | 42 |
| | | | | | | | 124 | 75/78 | 5 | 59 1/4 | 3 1/2 | | D5UZ 4602-M | 80 | 12 | 12 |
| | | | | | | | 138 | 75/77 | 5 | 48 15/16 | 2 1/2 | 35 | D5UZ 4602-H | 42 | 12 | 12 |
| | | | | | | | 138 | 77/78 | 5 | 48 3/32 | 2 1/2 | 36 | D7UZ 4602-C | 99 | 12 | 12 |
| | | | | | | | 124 | 79 | 5 | 58 3/16 | 3 1/2 | | D9UZ 4602-D | 111 | 41 | 42 |
| 3 | Ford M/D | G | 8 | 351 | F | All | 124 | | 5 | 48 5/32 | 2 1/2 | | D9TZ 4602-BD | 100 | 35 | 42 |

NOTE 25 - 2 piece D/Line-use with coupling shaft.
 NOTE 26 - 1 piece D/Line-use w/o coupling shaft.
 NOTE 29 - "Before Ser. B00,000"
 NOTE 30 - "From Ser. B00,000"
 NOTE 35 - "Before Ser. Z00,001"
 NOTE 36 - "From Ser. Z00,001"

1973/79
TRUCK SERIES 100/500

4602 SHAFT ASSY.-DRIVE

APPLICATION CHART

| S P E E D | TRANSMISSION MODEL | ENGINE | | REAR AXLE | | WHEEL-BASE (INCHES) | | YEAR | | SIZE (INCHES) | | N O T E | PART NUMBER ▲ | ▲ CODE | | |
|-----------------------|-----------------------|------------------|-------------------------|-----------------------|--------------|------------------------|----------------------------|------|------------------|---------------|---|------------------|------------------|--------|---------|---|
| | | T Y P E | C Y L. P L. | C.I.D. OR MODEL | M F R. | MODEL | WHEEL- BASE (INCHES) | YEAR | T Y P E | A | B | | | Y | U-JOINT | F |

NOTE: ▲ REFER TO PAGE 1 OF SECTION 46.1 FOR AN EXPLANATION OF THE CHART AND THE CODES SHOWN.

E150 SERIES — Cont'd

| | | | | | | | | | | | | | | | | | |
|---|----------|-----|---|-----|-----|-----------------------------|-----|---------|-------|---------|-------|-------------|-------------|-------------|-----|----|----|
| 4 | Ford O/D | G | 6 | 300 | F | All | 124 | 78 | 5 | 59 1/4 | 3 1/2 | | D5UZ 4602-M | 80 | 12 | 12 | |
| | | | | | F | All -- 2.75 & 3.00 ratio | 138 | | 5 | 72 9/32 | 3 1/2 | | D6UZ 4602-A | 80 | 12 | 12 | |
| | | | | | F | All -- 3.50 ratio | 138 | | 5 | 48 3/32 | 2 1/2 | | D7UZ 4602-C | 99 | 12 | 12 | |
| | | | | | F | All | 124 | 79 | 5 | 58 3/16 | 3 1/2 | | D9UZ 4602-D | 111 | 41 | 42 | |
| | | G | 8 | 302 | F | All | 138 | | 5 | 72 9/32 | 3 1/2 | | | D9UZ 4602-C | 111 | 41 | 42 |
| | | | | | F | All | 124 | 79 | 5 | 58 3/16 | 3 1/2 | | | D9UZ 4602-D | 111 | 41 | 42 |
| | | | | | F | All | 138 | | 5 | 72 9/32 | 3 1/2 | | | D9UZ 4602-C | 111 | 41 | 42 |
| | | | | | F | All | 124 | 78 | 5 | 59 1/4 | 3 1/2 | | | D5UZ 4602-M | 80 | 12 | 12 |
| G | 8 | 351 | F | All | 138 | | 5 | 48 3/32 | 2 1/2 | | | D7UZ 4602-C | 99 | 12 | 12 | | |

E200 SERIES

| | | | | | | | | | | | | | | | | |
|---|------------------|---|---|---------|---|-----|-----|-------|---|----------|-------|--|-------------------------------|----|----|----|
| 3 | Ford C4 | G | 6 | 240 | F | All | 105 | 73/74 | 5 | 39 9/16 | 2 3/4 | | ★ D3UZ 4602-E Not replaced | 82 | 12 | 12 |
| | | | | | | | 123 | | 5 | 57 17/32 | 3 1/2 | | ★ D3UZ 4602-F Not replaced | 81 | 12 | 12 |
| | | G | 8 | 302 | F | All | 105 | 73/74 | 5 | 42 23/32 | 2 3/4 | | ★ D3UZ 4602-M Not replaced | 82 | 12 | 12 |
| | | | | | | | 123 | | 5 | 59 41/64 | 3 1/2 | | D3UZ 4602-N | 81 | 12 | 12 |
| 3 | Ford L/D, M/D | G | 6 | 240,300 | F | All | 105 | 73/74 | 5 | 47 3/16 | 2 3/4 | | ★ D3UZ 4602-A Not replaced | 80 | 12 | 12 |
| | | | | | | | 123 | | 5 | 57 3/4 | 3 1/2 | | ★ D3UZ 4602-B Not replaced | 80 | 12 | 12 |
| | | G | 8 | 302 | F | All | 105 | 73/74 | 5 | 49 27/32 | 2 3/4 | | ★ D3UZ 4602-J Not replaced | 80 | 12 | 12 |
| | | | | | | | 123 | | 5 | 60 15/16 | 3 1/2 | | ★ D3UZ 4602-K Not replaced | 80 | 12 | 12 |

E250 SERIES

| | | | | | | | | | | | | | | | | | |
|---|---------------|-----|-----|------------------------------|-----|----------------------------|-----|----------|-------|----------|-------|-------------|-------------|-------------|-----|----|----|
| 3 | Ford L/D, M/D | G | 6,8 | 300,351 | D | 60 -- w/o Locking Diff. | 138 | 75/76 | 5 | 45 11/16 | 2 1/2 | | D5UZ 4602-J | 42 | 12 | 12 | |
| | | | | | D | 60 -- w/ Locking Diff. | 138 | 75/76 | 5 | 45 21/32 | 2 1/2 | | D5UZ 4602-E | 42 | 7 | 9 | |
| 3 | Ford C6 | G | 6,8 | 300,351 | D | 60 -- w/o Locking Diff. | 138 | 75/76 | 5 | 66 3/8 | 3 1/2 | | D5UZ 4602-A | 94 | 41 | 41 | |
| | | | | | D | 60 -- w/ Locking Diff. | 138 | 75/76 | 5 | 44 31/64 | 3 | | D5UZ 4602-F | 95 | 9 | 9 | |
| | | | | | D | 60 | 138 | 75/76 | 5 | 44 31/64 | 3 | | D5UZ 4602-F | 95 | 9 | 9 | |
| | | | | | D | 61 -- 3.31 ratio | 138 | 75/78 | 5 | 66 3/8 | 3 1/2 | | D5UZ 4602-A | 94 | 41 | 41 | |
| | | G | 8 | 300 | D | 61 -- 3.73 ratio | 138 | 75/77 | 5 | 45 39/64 | 2 1/2 | 35 | | D5UZ 4602-K | 65 | 35 | 9 |
| | | | | | D | 61 -- 3.73 ratio | 138 | 77/79 | 5 | 44 59/64 | 2 1/2 | 25,36 | | D7UZ 4602-E | 100 | 35 | 9 |
| | | | | | D | 61 -- 3.73 ratio | 138 | 79 | 5 | 65 19/32 | 3 1/2 | 26 | | D9UZ 4602-E | 95 | 41 | 42 |
| | | | | | D | 61 -- 4.10 ratio | 138 | 75/77 | 5 | 45 39/64 | 2 1/2 | 35 | | D5UZ 4602-K | 65 | 35 | 9 |
| | | | | | D | 61 -- 4.10 ratio | 138 | 77/ | 5 | 44 59/64 | 2 1/2 | 36 | | D7UZ 4602-E | 100 | 35 | 9 |
| | | | | | D | 61 -- 4.10 ratio | 138 | 77/ | 5 | 44 59/64 | 2 1/2 | 36 | | D7UZ 4602-E | 100 | 35 | 9 |
| | | G | 8 | 351 | D | 61 -- 3.31 ratio | 138 | 75/78 | 5 | 66 3/8 | 3 1/2 | | | D5UZ 4602-A | 94 | 41 | 41 |
| | | | | | D | 61 -- 3.31 ratio | 138 | 79 | 5 | 65 19/32 | 3 1/2 | | | D9UZ 4602-E | 95 | 41 | 42 |
| | | | | | D | 61 -- 3.73, 4.10 ratio | 138 | 75/77 | 5 | 45 39/64 | 2 1/2 | 35 | | D5UZ 4602-K | 65 | 35 | 9 |
| | | | | | D | 61 -- 3.73, 4.10 ratio | 138 | 77/ | 5 | 44 59/64 | 2 1/2 | 36 | | D7UZ 4602-E | 100 | 35 | 9 |
| G | 8 | 302 | D | All -- w/3.31, 3.73 ratio | 138 | 79 | 5 | 65 19/32 | 3 1/2 | | | D9UZ 4602-E | 95 | 41 | 42 | | |
| | | | D | 61 | 138 | 75/77 | 5 | 44 31/64 | 3 | 39 | | D5UZ 4602-F | 95 | 9 | 9 | | |
| | | | D | 61 | 138 | 77 | 5 | 45 39/64 | 2 1/2 | 35,40 | | D5UZ 4602-K | 65 | 35 | 9 | | |
| G | 8 | 460 | D | 61 | 138 | 77/ | 5 | 44 59/64 | 2 1/2 | 36 | | D7UZ 4602-E | 100 | 35 | 9 | | |

NOTE 25 -- 2 piece D/Line-use with coupling shaft.

NOTE 26 -- 1 piece D/Line-use w/o coupling shaft.

NOTE 35 -- "Before Ser. Z00,001"

NOTE 36 -- "From Ser. Z00,001"

NOTE 39 -- "Before Ser. 060,001"

NOTE 40 -- "From Ser. 060,001"

**1973/79
TRUCK SERIES 100/500**

SECTION 46.2 5

| 4602 | | SHAFT ASSY.-DRIVE | | APPLICATION CHART | | | | | | | | | | CODE | | |
|-----------------------|-----------------------|-------------------|--------------|-----------------------|--------------|-----------------------|----------------------------|------|------------------|---------------|---|------------------|------------------|-----------------------|-----------------------|--|
| S P E E D | TRANSMISSION MODEL | ENGINE | | | REAR AXLE | | WHEEL- BASE (INCHES) | YEAR | T Y P E | SIZE (INCHES) | | N O T E | PART NUMBER ▲ | Y O K E T | U-JOINT | |
| | | T Y P E | C Y L. | C.I.D. OR MODEL | M F R. | M O D E L | | | | A | B | | | | R E N A R | |

NOTE: ▲ REFER TO PAGE 1 OF SECTION 46.1 FOR AN EXPLANATION OF THE CHART AND THE CODES SHOWN.

E250 SERIES — Cont'd

| | | | | | | | | | | | | | | | | |
|---|---------------|---|-----|---------|---|---|-----|-------|---|----------|-------|----|-------------|-----|----|----|
| 3 | Ford L/D, M/D | G | 6,8 | 300,351 | D | 61 | 138 | 75/76 | 5 | 45 11/16 | 2 1/2 | | D5UZ 4602-J | 42 | 12 | 12 |
| | | | | | D | 61 -- w/o Locking Diff. exc. 3.73 ratio | 138 | 77 | 5 | 45 11/16 | 2 1/2 | 35 | D5UZ 4602-J | 42 | 12 | 12 |
| | | | | | D | 61 -- w/o Locking Diff. 3.10 & 4.10 ratio | 138 | 77 | 5 | 45 39/64 | 2 1/2 | 35 | D5UZ 4602-K | 65 | 35 | 9 |
| | | | | | D | 61 -- w/locking Diff. 3.73 ratio | 138 | 77 | 5 | 45 39/64 | 2 1/2 | 35 | D5UZ 4602-K | 65 | 35 | 9 |
| | | | | | D | 61 -- 3.73 w/o locking Diff. | 138 | 77/78 | 5 | 44 27/32 | 2 1/2 | 36 | D7UZ 4602-B | 99 | 12 | 12 |
| | | | | | D | 61 -- Locker 3.73 ratio | 138 | | 5 | 44 59/64 | 2 1/2 | 36 | D7UZ 4602-E | 100 | 35 | 9 |
| | | | | | D | 61 -- w/o locker 3.10 & 4.10 ratio | 138 | 77/78 | 5 | 44 59/64 | 2 1/2 | 36 | D7UZ 4602-E | 100 | 35 | 9 |
| | | | | | D | All -- w/3.54 ratio | 138 | 79 | 5 | 44 59/64 | 2 1/2 | | D7UZ 4602-E | 100 | 35 | 9 |
| 4 | Ford O/D | G | 6 | 300 | D | 61 -- 3.73 conv | 138 | 78 | 5 | 44 27/32 | 2 1/2 | | D7UZ 4602-B | 99 | 12 | 12 |
| | | | | | D | 61 -- 3.73 Locker & 4.10 ratio | 138 | | 5 | 44 59/64 | 2 1/2 | | D7UZ 4602-E | 100 | 35 | 9 |
| | | | | | D | All -- w/3.54 ratio | 138 | 79 | 5 | 44 59/64 | 2 1/2 | | D7UZ 4602-E | 100 | 35 | 9 |

E300 SERIES

| | | | | | | | | | | | | | | | | | |
|---|------------------|---|---|----------|---|-----|-----|-------|-------|----------|----------|-------|-------------------------------|-------------------------------|----|----|----|
| 3 | Ford C4 | G | 6 | 240, 300 | D | All | 105 | 73/74 | 5 | 36 15/16 | 2 3/4 | | ★ D3UZ 4602-G Not replaced | 82 | 12 | 12 | |
| | | | | | | | 123 | | 5 | 54 29/32 | 3 1/2 | | ★ D3UZ 4602-H Not replaced | 81 | 12 | 12 | |
| | | G | 8 | 302 | D | All | 105 | 73/74 | 5 | 40 3/32 | 2 3/4 | | ★ D3UZ 4602-R Not replaced | 82 | 12 | 12 | |
| | | | | | | | 123 | | 5 | 57 | 3 1/2 | | D3UZ 4602-S | 81 | 12 | 12 | |
| 3 | Ford L/D, M/D | G | 6 | 240 | D | All | 105 | 73/74 | 5 | 44 17/32 | 2 3/4 | | ★ D3UZ 4602-C Not replaced | 80 | 12 | 12 | |
| | | | | | | | 123 | | 5 | 55 5/23 | 3 1/2 | | ★ D3UZ 4602-D Not replaced | 80 | 12 | 12 | |
| | | | | | | | 105 | 73 | 5 | 44 | 2 3/4 | | ★ D3UZ 4602-T Not replaced | 80 | 12 | 12 | |
| | | | | | | | 123 | | 5 | 55 5/32 | 3 1/2 | | ★ D3UZ 4602-D Not replaced | 80 | 12 | 12 | |
| | | G | 6 | 300 | D | All | All | 105 | 74 | 5 | 44 17/32 | 2 3/4 | | ★ D3UZ 4602-C Not replaced | 80 | 12 | 12 |
| | | | | | | | | 123 | | 5 | 55 5/32 | 3 1/2 | | ★ D3UZ 4602-D Not replaced | 80 | 12 | 12 |
| | | | | | | | | 105 | 73/74 | 5 | 47 3/16 | 2 3/4 | 20 | ★ D3UZ 4602-A Not replaced | 80 | 12 | 12 |
| | | | | | | | | 105 | 74 | 5 | 47 11/16 | 2 3/4 | 21 | ★ D4UZ 4602-A Not replaced | 80 | 12 | 12 |
| | | G | 8 | 302 | D | All | All | 123 | 73/74 | 5 | 58 5/16 | 3 1/2 | | ★ D3UZ 4602-L Not replaced | 80 | 12 | 12 |

NOTE 20 - "Before Ser. S60,001"

NOTE 21 - "From Ser. S60,001"

NOTE 35 - "Before Ser. Z00,001"

NOTE 36 - "From Ser. Z00,001"

1973/79
TRUCK SERIES 100/500

4602 SHAFT ASSY.-DRIVE

APPLICATION CHART

| S P E E D | TRANSMISSION | ENGINE | | | REAR AXLE | | WHEEL-BASE (INCHES) | YEAR | SIZE (INCHES) | | N O T E | PART NUMBER ▲ | ▲ CODE | | |
|-----------------------|--------------|------------------|------------------|-----------------------|--------------|-------|---------------------|------|---------------|---|------------------|------------------|------------------------|------------------------------|------------------|
| | | T Y P E | C Y L L | C.I.D. OR MODEL | M F R. | MODEL | | | A | B | | | Y O K E T. | U- J O I N T. | R E A R |

NOTE: ▲ REFER TO PAGE 1 OF SECTION 46.1 FOR AN EXPLANATION OF THE CHART AND THE CODES SHOWN.

E350 SERIES

| | | | | | | | | | | | | | | | | |
|---|----------|---|-----|---------|---|---------------------|-----|-------|-----|----------|----------|-------|-------------|-------------|-----|----|
| 3 | Ford C6 | G | 6,8 | 300,351 | D | 70 -- 3.73 ratio | 138 | 75/77 | 5 | 66 3/8 | 3 1/2 | 35 | D5UZ 4602-A | 94 | 41 | 41 |
| | | | | | | 70 -- 4.10 ratio | 138 | 75/77 | 5 | 45 39/64 | 2 1/2 | 35 | D5UZ 4602-K | 65 | 35 | 9 |
| | | | | | | 70 | 158 | 75/77 | 5 | 49 35/64 | 2 1/2 | 35 | D5UZ 4602-L | 65 | 35 | 9 |
| | | G | 6 | 300 | D | 70 -- 3.73 ratio | 138 | 77/78 | 5 | 66 3/8 | 3 1/2 | 36 | D5UZ 4602-A | 94 | 41 | 41 |
| | | | | | | All -- w/3.73 ratio | 138 | 79 | 5 | 65 19/64 | 3 1/2 | | D9UZ 4602-E | 95 | 41 | 42 |
| | | | | | | 70 -- 4.10 ratio | 138 | 77/ | 5 | 44 59/64 | 2 1/2 | 36 | D7UZ 4602-E | 100 | 35 | 9 |
| | | G | 8 | 351 | D | 70 -- 3.73 ratio | 138 | 77/78 | 5 | 66 3/8 | 3 1/2 | 36 | D5UZ 4602-A | 94 | 41 | 41 |
| | | | | | | All -- w/3.73 ratio | 138 | 79 | 5 | 65 19/64 | 3 1/2 | | D9UZ 4602-E | 95 | 41 | 42 |
| | | | | | | 70 -- 4.10 ratio | 138 | 77/78 | 5 | 44 59/64 | 2 1/2 | 36 | D7UZ 4602-E | 100 | 35 | 9 |
| | | G | 8 | 460 | D | 70 | 138 | 75/76 | 5 | 44 31/64 | 3 | | D5UZ 4602-F | 95 | 9 | 9 |
| | | | | | | | 158 | | 5 | 48 13/32 | 3 | | D5UZ 4602-G | 95 | 9 | 9 |
| | | | | | | | 138 | 77 | 5 | 45 30/64 | 2 1/2 | 35 | D5UZ 4602-K | 65 | 35 | 9 |
| | | | | | | | 158 | | 5 | 49 35/64 | 2 1/2 | 35 | D5UZ 4602-L | 65 | 35 | 9 |
| | | | | | | | 138 | 77/ | 5 | 44 59/64 | 2 1/2 | 36 | D7UZ 4602-E | 100 | 35 | 9 |
| | | | | | | | 158 | | 5 | 48 53/64 | 2 1/2 | 36 | D7UZ 4602-D | 100 | 35 | 9 |
| 3 | Ford L/D | G | 6 | 300 | D | 70 | 138 | 75 | 5 | 45 11/16 | 2 1/2 | 27 | D5UZ 4602-J | 42 | 12 | 12 |
| | | | | | | | 138 | 75/76 | 5 | 45 39/64 | 2 1/2 | 28 | D5UZ 4602-K | 65 | 35 | 9 |
| 3 | Ford M/D | G | 6 | 300 | D | 70 | 138 | 77 | 5 | 45 30/64 | 2 1/2 | 35 | D5UZ 4602-K | 65 | 35 | 9 |
| | | | | | | | | 138 | 77/ | 5 | 44 59/64 | 2 1/2 | 36 | D7UZ 4602-E | 100 | 35 |

F100 -- 2/W/D SERIES

| | | | | | | | | | | | | | | | | |
|-----|----------|---|----------|-------|-------|-----|-----|--------------|-------|----------|---------|-------|--------------|-------------|----|----|
| 3 | Ford C/M | G | 8 | 302 | F | All | 116 | 74/78 | 5 | 52 11/16 | 3 1/2 | | D4TZ 4602-F | 83 | 12 | 12 |
| | | | | | | | 133 | 74/75 | 5 | 42 23/32 | 2 1/2 | | D3TZ 4602-U | 42 | 12 | 12 |
| | | | | | | | 133 | 76 | 5 | 42 23/32 | 2 1/2 | | D3TZ 4602-U | 42 | 12 | 12 |
| 3 | Ford C4 | G | 6 | 240 | F | All | 116 | 73/74 | 5 | 55 17/32 | 3 1/2 | | D3TZ 4602-B | 81 | 12 | 12 |
| | | | | | | | 133 | | 5 | 42 23/32 | 2 1/2 | | D3TZ 4602-U | 42 | 12 | 12 |
| | | | | | | | | | | | | | | | | |
| | | G | 6 | 300 | F | All | 116 | 75/78 | 5 | 55 17/32 | 3 1/2 | | D3TZ 4602-B | 81 | 12 | 12 |
| | | | | | | All | 116 | 77 | 5 | 53 9/16 | 3 1/2 | | D7TZ 4602-N | 81 | 12 | 12 |
| | | | | | | All | 116 | 78 | 5 | 54 1/64 | 3 1/2 | | D8TZ 4602-BG | 82 | 45 | 45 |
| | | | | | | All | 116 | 79 | 5 | 54 31/32 | 3 1/2 | | D9TZ 4602-BN | 113 | 41 | 42 |
| | | | | | | All | 116 | | 5 | 54 1/32 | 3 | | D9TZ 4602-CA | 113 | 41 | 45 |
| | | | | | | All | 133 | 75/76 | 5 | 44 | 2 1/2 | | D5TZ 4602-A | 42 | 12 | 12 |
| | | | | | | All | 133 | 77/78 | 5 | 71 1/8 | 3 1/2 | | D7TZ 4602-A | 82 | 12 | 12 |
| | | | | | | All | 133 | 77 | 5 | 69 3/4 | 3 1/2 | | D7TZ 4602-S | 82 | 12 | 12 |
| | | | | | | All | 133 | 78 | 5 | 69 3/4 | 3 1/2 | | D8TZ 4602-BH | 82 | 45 | 45 |
| | | | | | | All | 133 | 79 | 5 | 71 1/8 | 3 1/2 | | D9TZ 4602-BP | 113 | 41 | 42 |
| | | | | | | All | 133 | | 5 | 69 3/4 | 3 1/2 | | D9TZ 4602-BZ | 113 | 41 | 45 |
| | | | | | | F | All | 138 | 75/77 | 5 | 40 3/16 | 2 1/2 | 35 | D4TZ 4602-T | 42 | 12 |
| 138 | 77 | 5 | 38 29/32 | 2 1/2 | 36 | | | D7TZ 4602-AS | 99 | 12 | 12 | | | | | |
| 155 | 75/77 | 5 | 40 25/64 | 2 1/2 | 31 | | | D4TZ 4602-W | 42 | 27 | 27 | | | | | |
| 155 | 77 | 5 | 40 9/32 | 2 1/2 | 32,35 | | | D3TZ 4602-V | 42 | 12 | 12 | | | | | |
| 155 | | 5 | 39 7/16 | 2 1/2 | 36 | | | D7TZ 4602-AR | 99 | 12 | 12 | | | | | |

NOTE 27 - "Before Ser. X20,001"

NOTE 28 - "From Ser. X20,001"

NOTE 31 - "Before Ser. Y20,001"

NOTE 32 - "From Ser. Y20,001"

NOTE 35 - "Before Ser. Z00,001"

NOTE 36 - "From Ser. Z00,001"

NOTE 49 - "Before Ser. EAQ,001"

NOTE 50 - "From Ser. EAQ,001"

1973/79 TRUCK SERIES 100/500

SECTION 46.2 7

4602 SHAFT ASSY.-DRIVE

APPLICATION CHART

| S P E C I F I C A T I O N | TRANSMISSION | | ENGINE | | REAR AXLE | | WHEEL-BASE (INCHES) | | YEAR | | SIZE (INCHES) | | N O T E | PART NUMBER ▲ | ▲ CODE | |
|---|--------------|------------------|------------------------|-----------------------|--------------|-------|----------------------------|------|------------------|---|---------------|------------------|------------------|------------------|---------------------------------------|--|
| | MODEL | T Y P E | C Y L. P E | C.I.D. OR MODEL | M F R. | MODEL | WHEEL- BASE (INCHES) | YEAR | T Y P E | A | B | Y O K E | | | U-JOINT F R E N A R | |

NOTE: ▲ REFER TO PAGE 1 OF SECTION 46.1 FOR AN EXPLANATION OF THE CHART AND THE CODES SHOWN.

F100 -- 2/W/D SERIES -- Cont'd

| | | | | | | | | | | | | | | | | | | | | | |
|----------------|---------|-------|---------|-----|-------|----------|-------|-----|----------|--------------|----------|----------|--|-------------|--------------|--------------|----|-------------|----|----|----|
| 3 | Ford C4 | G | 8 | 302 | F All | 116 | 73/78 | 5 | 55 17/32 | 3 1/2 | | | D3TZ 4602-B | 81 | 12 | 12 | | | | | |
| | | | | | D All | 116 | 77 | 5 | 53 9/16 | 3 1/2 | | | D7TZ 4602-N | 81 | 12 | 12 | | | | | |
| | | | | | D All | 116 | 78 | 5 | 54 1/64 | 3 1/2 | | | D8TZ 4602-BG | 82 | 45 | 45 | | | | | |
| | | | | | F All | 116 | 79 | 5 | 54 31/32 | 3 1/2 | | | D9TZ 4602-BN | 113 | 41 | 42 | | | | | |
| | | | | | D All | 116 | | 5 | 54 1/32 | 3 | | | D9TZ 4602-CA | 113 | 41 | 45 | | | | | |
| | | | | | F All | 133 | 73/76 | 5 | 42 23/32 | 2 1/2 | | | D3TZ 4602-U | 42 | 12 | 12 | | | | | |
| | | | | | | 133 | 77/78 | 5 | 71 1/8 | 3 1/2 | | | D7TZ 4602-A | 82 | 12 | 12 | | | | | |
| | | | | | D All | 133 | 77 | 5 | 69 3/4 | 3 1/2 | | | D7TZ 4602-S | 82 | 12 | 12 | | | | | |
| | | D All | 133 | 78 | 5 | 69 3/4 | 3 1/2 | | | D8TZ 4602-BH | 82 | 45 | 45 | | | | | | | | |
| | | F All | 133 | 79 | 5 | 71 1/8 | 3 1/2 | | | D9TZ 4602-BP | 113 | 41 | 42 | | | | | | | | |
| | | D All | 133 | | 5 | 69 3/4 | 3 1/2 | | | D9TZ 4602-BZ | 113 | 41 | 45 | | | | | | | | |
| | | | | G | 8 | 390 | F All | 138 | 75 | 5 | 40 3/16 | 2 1/2 | | | D4TZ 4602-T | 42 | 12 | 12 | | | |
| | | | | | | | 155 | | 5 | 40 25/64 | 2 1/2 | | | D4TZ 4602-W | 42 | 27 | 27 | | | | |
| | | 3 | Ford C6 | G | 6 | 300 | F All | 116 | 78 | 5 | 51 31/64 | 3 1/2 | | | D8TZ 4602-Y | 97 | 45 | 46 | | | |
| | | | | | | | D All | 116 | 78/ | 5 | 50 11/32 | 3 1/2 | | | D8TZ 4602-BK | 97 | 45 | 45 | | | |
| | | | | | | | F All | 133 | 78 | 5 | 68 47/64 | 3 1/2 | | | D8TZ 4602-Z | 97 | 45 | 46 | | | |
| D All | 133 | | | | | | 78/ | 5 | 66 25/64 | 3 1/2 | | | D8TZ 4602-BL | 97 | 45 | 45 | | | | | |
| F All | 138 | | | | | | 78 | 5 | 38 29/32 | 2 1/2 | | | D7TZ 4602-AS | 99 | 12 | 12 | | | | | |
| F All | 116 | | | | | | 79 | 5 | 51 41/64 | 3 1/2 | | | D9TZ 4602-G | 89 | 41 | 42 | | | | | |
| F All | 133 | | | | | | | 5 | 67 53/64 | 3 1/2 | | | D9TZ 4602-F | 89 | 41 | 42 | | | | | |
| F All | 138 | | | | | | | 5 | 39 5/32 | 2 1/2 | | | D9TZ 4602-AC | 100 | 35 | 42 | | | | | |
| F All | 155 | | | | | | | 5 | 39 13/32 | 2 1/2 | | | D9TZ 4602-AD | 100 | 35 | 42 | | | | | |
| | | | | | | | G | 8 | 302 | F All | 116 | 78 | 5 | 51 31/64 | 3 1/2 | | | D8TZ 4602-Y | 97 | 45 | 46 |
| D All | 116 | | | | | | | | | 78/ | 5 | 50 11/32 | 3 1/2 | | | D8TZ 4602-BK | 97 | 45 | 45 | | |
| F All | 133 | | | | | | | | | 78 | 5 | 68 47/64 | 3 1/2 | | | D8TZ 4602-Z | 97 | 45 | 46 | | |
| D All | 133 | | | | | | | | | 78/ | 5 | 66 25/64 | 3 1/2 | | | D8TZ 4602-BL | 97 | 45 | 45 | | |
| F All | 116 | | | | | | | | | 79 | 5 | 51 41/64 | 3 1/2 | | | D9TZ 4602-G | 89 | 41 | 42 | | |
| F All | 133 | | | | 5 | 67 53/64 | | | | 3 1/2 | | | D9TZ 4602-F | 89 | 41 | 42 | | | | | |
| | | | | G | 8 | 351 | F All | 116 | 77 | 5 | 52 9/64 | 3 1/2 | | | D7TZ 4602-BP | 97 | 12 | 12 | | | |
| D All | 116 | | | | | | | 5 | 50 27/32 | 3 1/2 | | | D8TZ 4602-AX | 97 | 12 | 12 | | | | | |
| F w/2.75 ratio | 133 | | | | | | | 5 | 68 11/32 | 3 1/2 | | | ★ D7TZ 4602-F r/b D7TZ 4602-BM(11/79) | 83 | 12 | 12 | | | | | |
| F w/3.25 ratio | 133 | | | | | | | 5 | 42 23/32 | 2 1/2 | 35 | | D3TZ 4602-U | 42 | 12 | 12 | | | | | |
| F w/3.25 ratio | 133 | | | | | | | 5 | 42 3/32 | 2 1/2 | 36 | | D7TZ 4602-AP | 99 | 12 | 12 | | | | | |
| D w/2.72 ratio | 133 | | | | | | | 5 | 67 7/64 | 3 1/2 | | | D7TZ 4602-T | 83 | 12 | 12 | | | | | |
| D w/3.23 ratio | 133 | | | | | | | 4 | 41 13/16 | 2 1/2 | 35 | | D7TZ 4602-AD | 42 | 12 | 12 | | | | | |
| | 133 | | | | | | | 5 | 40 15/16 | 2 1/2 | 36 | | D7TZ 4602-BC | 99 | 12 | 12 | | | | | |
| F All | 138 | | | | | | | 5 | 40 3/16 | 2 1/2 | 35 | | D4TZ 4602-T | 42 | 12 | 12 | | | | | |
| | 138 | | | | | | | 5 | 38 29/32 | 2 1/2 | 36 | | D7TZ 4602-AS | 99 | 12 | 12 | | | | | |
| | 155 | | | | | | | 5 | 40 25/64 | 2 1/2 | 35 | | D4TZ 4602-W | 42 | 27 | 27 | | | | | |
| | 155 | | | | | | | 5 | 39 7/16 | 2 1/2 | 36 | | D7TZ 4602-AR | 99 | 12 | 12 | | | | | |

NOTE 35 - "Before Ser. Z00,001"

NOTE 36 - "From Ser. Z00,001"

NOTE 49 - "Before Ser. EAQ,001"

NOTE 50 - "From Ser. EAQ,001"

1973/79 TRUCK SERIES 100/500

4602 SHAFT ASSY.-DRIVE

APPLICATION CHART

| S P E C I F I C A T I O N | TRANSMISSION | ENGINE | | | REAR AXLE | | WHEEL- BASE (INCHES) | YEAR | SIZE (INCHES) | | N O T E | PART NUMBER ▲ | ▲ CODE | |
|---|--------------|--------|------------------|-----------------------------|-----------------------|--------------|----------------------------|------|---------------|---|------------------|------------------|--------|------------------------|
| | | MODEL | T Y P E | C Y L. OR MODEL | C.I.D. OR MODEL | M F R. | | | MODEL | A | | | B | Y O K E T. |

NOTE: ▲ REFER TO PAGE 1 OF SECTION 46.1 FOR AN EXPLANATION OF THE CHART AND THE CODES SHOWN.

F100 -- 2/W/D SERIES -- Cont'd

| | | | | | | | | | | | | | | | | | |
|-------|---------|-------|----------------|-----|----------------|----------------|----------|-------|--------------|--|----------|--|--|-------------|----|----|----|
| 3 | Ford C6 | G | 8 | 351 | F All | 116 | 78 | 5 | 53 3/16 | 3 1/2 | | D7TZ 4602-BP | 97 | 12 | 12 | | |
| | | | | | D All | 116 | 78/ | 5 | 50 27/32 | 3 1/2 | | D8TZ 4602-AX | 97 | 12 | 12 | | |
| | | | | | F w/2.75 ratio | 133 | 78 | 5 | 68 11/32 | 3 1/2 | | ★ D7TZ 4602-F r/b D7TZ 4602-BM(11/79) | 83 | 12 | 12 | | |
| | | | | | F w/3.25 ratio | 133 | 78 | 5 | 42 3/32 | 2 1/2 | | D7TZ 4602-AP | 99 | 12 | 12 | | |
| | | | | | D w/2.72 ratio | 133 | 78/ | 5 | 67 | 3 1/2 | | D8TZ 4602-AY | 97 | 12 | 12 | | |
| | | | | | F All | 138 | 78 | 5 | 38 29/32 | 2 1/2 | | D7TZ 4602-AS | 99 | 12 | 12 | | |
| | | | | | F All | 155 | | 5 | 39 7/16 | 2 1/2 | | D7TZ 4602-AR | 99 | 12 | 12 | | |
| | | | | | F All | 116 | 79 | 5 | 52 19/64 | 3 1/2 | | D9TZ 4602-D | 89 | 41 | 42 | | |
| | | | | | F w/2.75 | 133 | | 5 | 68 11/32 | 3 1/2 | | D9TZ 4602-J | 89 | 41 | 42 | | |
| | | | | | F w/3.25 | 133 | | 5 | 42 5/32 | 2 1/2 | | D9TZ 4602-AB | 100 | 35 | 42 | | |
| | | F All | 138 | | 5 | 39 5/32 | 2 1/2 | | D9TZ 4602-AC | 100 | 35 | 42 | | | | | |
| | | | 155 | | 5 | 39 13/32 | 2 1/2 | | D9TZ 4602-AD | 100 | 35 | 42 | | | | | |
| | | | G | 8 | 360, 390 | F All | 116 | 73/76 | 5 | 53 3/16 | 3 1/2 | | D7TZ 4602-BP | 97 | 12 | 12 | |
| | | | | | | 133 | 73/75 | 5 | 42 23/32 | 2 1/2 | 25 | D3TZ 4602-U | 42 | 12 | 12 | | |
| | | | | | | 133 | 75/76 | 5 | 68 1/32 | 3 1/2 | 26 | ★ D5TZ 4602-B r/b D7TZ 4602-BM(11/79) | 92 | 12 | 12 | | |
| | | | | | | 138 | 74/76 | 5 | 40 3/16 | 2 1/2 | | D4TZ 4602-T | 42 | 12 | 12 | | |
| | | | | | | 155 | | 5 | 40 25/64 | 2 1/2 | | D4TZ 4602-W | 42 | 27 | 27 | | |
| | | | G | 8 | 460 | F All | 116 | 73/74 | 5 | 53 7/32 | 3 1/2 | | D4TZ 4602-D | 89 | 41 | 42 | |
| | | | | | | 133 | | 5 | 42 5/8 | 3 | | D3TZ 4602-M | 65 | 35 | 35 | | |
| | | | G | 8 | 400 | F All | 116 | 77 | 5 | 42 23/32 | 2 1/2 | | D3TZ 4602-U | 42 | 12 | 12 | |
| | | | | | | D All | 116 | | 5 | 50 27/32 | 3 1/2 | | D8TZ 4602-AX | 97 | 12 | 12 | |
| | | | | | | F w/2.75 ratio | 133 | | 5 | 68 11/32 | 3 1/2 | | ★ D7TZ 4602-F r/b D7TZ 4602-BM(11/79) | 83 | 12 | 12 | |
| | | | | | | F w/3.25 ratio | 133 | | 5 | 42 23/32 | 2 1/2 | 35 | D3TZ 4602-U | 42 | 12 | 12 | |
| | | | | | | F w/3.25 ratio | 133 | | 5 | 42 3/32 | 2 1/2 | 36 | D7TZ 4602-AP | 99 | 12 | 12 | |
| | | | | | | D w/2.72 ratio | 133 | | 5 | 67 7/64 | 3 1/2 | | D7TZ 4602-T | 83 | 12 | 12 | |
| | | | | | | D w/3.23 ratio | 133 | | 4 | 41 13/16 | 2 1/2 | 35 | D7TZ 4602-AD | 42 | 12 | 12 | |
| | | | | | | | 133 | | 5 | 40 15/16 | 2 1/2 | 36 | D7TZ 4602-BC | 99 | 12 | 12 | |
| | | | | | | F All | 138 | | 5 | 40 3/16 | 2 1/2 | 35 | D4TZ 4602-T | 42 | 12 | 12 | |
| | | | | | | | 138 | | 5 | 38 29/32 | 2 1/2 | 36 | D7TZ 4602-AS | 99 | 12 | 12 | |
| | | | | | | | 155 | | 5 | 40 25/64 | 2 1/2 | 31 | D4TZ 4602-W | 42 | 27 | 27 | |
| | | | | | | | 155 | | 5 | 40 9/32 | 2 1/2 | 32,35 | D3TZ 4602-V | 42 | 12 | 12 | |
| | | | | | | | 155 | | 5 | 39 7/16 | 2 1/2 | 36 | D7TZ 4602-AR | 99 | 12 | 12 | |
| | | | | | | F All | 116 | 78 | 5 | 53 3/16 | 3 1/2 | | D7TZ 4602-BP | 97 | 12 | 12 | |
| | | | F w/2.75 ratio | 133 | | 5 | 68 11/32 | 3 1/2 | | ★ D7TZ 4602-F r/b D7TZ 4602-BM(11/79) | 83 | 12 | 12 | | | | |
| | | | F w/3.25 ratio | 133 | | 5 | 42 3/32 | 2 1/2 | | D7TZ 4602-AP | 99 | 12 | 12 | | | | |
| | | | F All | 138 | | 5 | 38 29/32 | 2 1/2 | | D7TZ 4602-AS | 99 | 12 | 12 | | | | |
| | | | F All | 155 | | 5 | 39 7/16 | 2 1/2 | | D7TZ 4602-AR | 99 | 12 | 12 | | | | |
| | | 3 | Ford L/D | G | 6 | 240 | F All | 116 | 73/74 | 5 | 56 7/32 | 3 1/2 | | D3TZ 4602-A | 80 | 12 | 12 |
| | | | | | | | | 133 | | 5 | 42 23/32 | 2 1/2 | | D3TZ 4602-U | 42 | 12 | 12 |
| | | | | G | 6 | 300 | F All | 116 | 74/77 | 5 | 56 7/32 | 3 1/2 | | D3TZ 4602-A | 80 | 12 | 12 |
| D All | 116 | | | | | | 77 | 5 | 54 2/5 | 3 1/2 | | D7TZ 4602-L | 80 | 12 | 12 | | |
| F All | 133 | | | | | | 74 | 5 | 42 23/32 | 2 1/2 | | D3TZ 4602-U | 42 | 12 | 12 | | |
| | 133 | | | | | | 75 | 5 | 44 | 2 1/2 | | D5TZ 4602-A | 42 | 12 | 12 | | |

NOTE 25 - 2 piece D/Line-use with coupling shaft.

NOTE 26 - 1 piece D/Line-use w/o coupling shaft.

NOTE 31 - "Before Ser. Y20,001"

NOTE 32 - "From Ser. Y20,001"

NOTE 35 - "Before Ser. Z00,001"

NOTE 36 - "From Ser. Z00,001"

1973/79 TRUCK SERIES 100/500

4602 SHAFT ASSY.-DRIVE

APPLICATION CHART

| S P E E D | TRANSMISSION MODEL | ENGINE | | | REAR AXLE | | WHEEL-BASE (INCHES) | YEAR | T Y P E | SIZE (INCHES) | | N O T E | PART NUMBER ▲ | ▲ CODE | | |
|-----------------------|-----------------------|------------------|--------------|-----------------------|--------------|-------|------------------------|------|------------------|---------------|---|------------------|------------------|--------|---------|--------------------------------------|
| | | T Y P E | C Y L. | C.I.D. OR MODEL | M F R. | MODEL | | | | A | B | | | Y | U-JOINT | F R E N Z I N G |

NOTE: ▲ REFER TO PAGE 1 OF SECTION 46.1 FOR AN EXPLANATION OF THE CHART AND THE CODES SHOWN.

F100 -- 2/W/D SERIES -- Cont'd

| | | | | | | | | | | | | | | | | | | | |
|---|---------------------------|-----|-----|-----|---------|-------------------|---------|---------|-------|----------|--------------|---------|--------------|--------------|-------------|--------------|-----|-------------|-----|
| 3 | Ford L/D | G | 6 | 300 | F | w/3.00 ratio | 133 | 76 | 5 | 71 23/64 | 4 | | D6TZ 4602-A | 41 | 12 | 12 | | | |
| | | | | | F | w/3.50 ratio | 133 | 76 | 5 | 44 | | 2 1/2 | | D5TZ 4602-A | 42 | 12 | 12 | | |
| | | | | | F | All | 133 | 77 | 5 | 71 1/3 | | 3 1/2 | | D7TZ 4602-B | 80 | 12 | 12 | | |
| | | | | | D | All | 133 | | 5 | 70 1/10 | | 3 1/2 | | D7TZ 4602-R | 80 | 12 | 12 | | |
| | | | | | F | All | 138 | 75/77 | 5 | 40 3/16 | | 2 1/2 | 35 | D4TZ 4602-T | 42 | 12 | 12 | | |
| | | | | | | | 138 | 77 | 5 | 38 29/36 | | 2 1/2 | 36 | D7TZ 4602-AS | 99 | 12 | 12 | | |
| | | | | | | | 155 | 75/77 | 5 | 40 25/64 | | 2 1/2 | 31 | D4TZ 4602-W | 42 | 27 | 27 | | |
| | | | | | | | 155 | 77 | 5 | 40 9/32 | | 2 1/2 | 32,35 | D3TZ 4602-V | 42 | 12 | 12 | | |
| | | | | | | | 155 | | 5 | 39 7/16 | | 2 1/2 | 36 | D7TZ 4602-AR | 99 | 12 | 12 | | |
| | | | | | F | All | 116 | 78 | 5 | 55 7/16 | | 3 1/2 | | D8TZ 4602-X | 80 | 45 | 45 | | |
| | | | | | D | All | 116 | 78/ | 5 | 54 13/32 | | 3 1/2 | | D8TZ 4602-AV | 80 | 45 | 45 | | |
| | | | | | F | All | 133 | 78 | 5 | 71 1/3 | | 3 1/2 | | D7TZ 4602-B | 80 | 12 | 12 | | |
| | | | | | D | All | 133 | 78/ | 5 | 70 7/64 | | 3 1/2 | | D8TZ 4602-AW | 80 | 12 | 12 | | |
| | | | | | F | All | 138 | 78 | 5 | 38 29/36 | | 2 1/2 | | D7TZ 4602-AS | 99 | 12 | 12 | | |
| | | | | | F | All | 155 | | 5 | 39 7/16 | | 2 1/2 | | D7TZ 4602-AR | 99 | 12 | 12 | | |
| | | F | All | 116 | 79 | 5 | 55 7/16 | | 3 1/2 | | D9TZ 4602-A | 111 | 41 | 42 | | | | | |
| | | F | All | 133 | | 5 | 71 7/16 | | 3 1/2 | | D9TZ 4602-H | 111 | 41 | 42 | | | | | |
| | | G | 8 | 302 | F | All | 116 | 73/77 | 5 | 56 7/32 | | 3 1/2 | | | D3TZ 4602-A | 80 | 12 | 12 | |
| | | | | | D | All | 116 | 77 | 5 | 54 2/5 | | 3 1/2 | | | | D7TZ 4602-L | 80 | 12 | 12 |
| | | | | | F | All | 116 | 78 | 5 | 55 7/16 | | 3 1/2 | | | | D8TZ 4602-X | 80 | 45 | 45 |
| | | | | | F | All | 116 | 79 | 5 | 55 7/16 | | 3 1/2 | | | | D9TZ 4602-A | 111 | 41 | 42 |
| | | | | | D | All | 116 | 78/ | 5 | 54 13/32 | | 3 1/2 | | | | D8TZ 4602-AV | 80 | 45 | 45 |
| | | | | | F | All | 133 | 73/75 | 5 | 42 23/32 | | 2 1/2 | | | | D3TZ 4602-U | 42 | 12 | 12 |
| | | | | | F | w/3.00 ratio | 133 | 76 | 5 | 71 23/64 | | 4 | | | | D6TZ 4602-A | 41 | 12 | 12 |
| | | | | | F | w/2.75,3.00 ratio | 133 | 77 | 5 | 71 1/3 | | 3 1/2 | | | | D7TZ 4602-B | 80 | 12 | 12 |
| | | | | | F | w/3.50 ratio | 133 | 76/77 | 5 | 42 23/32 | | 2 1/2 | 35 | D3TZ 4602-U | 42 | 12 | 12 | | |
| | | | | | | | 133 | 77 | 5 | 42 3/32 | | 2 1/2 | 36 | D7TZ 4602-AP | 99 | 12 | 12 | | |
| | | | | | D | w/2.72,3.07 ratio | 133 | | 5 | 70 1/10 | | 3 1/2 | | | | D7TZ 4602-R | 80 | 12 | 12 |
| | | | | | D | w/3.54 ratio | 133 | | 4 | 41 13/16 | | 2 1/2 | 35 | D7TZ 4602-AD | 42 | 12 | 12 | | |
| | | | | | | | 133 | | 5 | 40 15/16 | | 2 1/2 | 36 | D7TZ 4602-BC | 99 | 12 | 12 | | |
| F | All -- w/2.75, 3.00 ratio | | | | 133 | 78 | 5 | 71 1/3 | | 3 1/2 | | | | D7TZ 4602-B | 80 | 12 | 12 | | |
| F | All -- w/3.25, 3.50 ratio | | | | 133 | | 5 | 42 3/32 | | 2 1/2 | | | | D7TZ 4602-AP | 99 | 12 | 12 | | |
| D | All | 133 | 78/ | 5 | 70 7/64 | | 3 1/2 | | | | D8TZ 4602-AW | 80 | 12 | 12 | | | | | |
| F | All | 133 | 79 | 5 | 42 5/32 | | 2 1/2 | | | | D9TZ 4602-AB | 100 | 35 | 42 | | | | | |
| 3 | Ford M/D | G | 8 | 300 | F | All | 138 | 77 | 5 | 40 13/16 | | 2 1/2 | 35 | D4TZ 4602-T | 42 | 12 | 12 | | |
| | | | | | | | 138 | 77/78 | 5 | 38 29/32 | | 2 1/2 | 36 | D7TZ 4602-AS | 99 | 12 | 12 | | |
| | | | | | | | 155 | 77 | 5 | 40 9/32 | | 2 1/2 | 35 | D3TZ 4602-V | 42 | 12 | 12 | | |
| | | | | | | | 155 | 77/78 | 5 | 39 7/16 | | 2 1/2 | 36 | D7TZ 4602-AR | 99 | 12 | 12 | | |
| | | | | | | | F | All | 116 | 79 | 5 | 55 7/16 | | 3 1/2 | | | | D9TZ 4602-A | 111 |
| | | | | | D | All | 116 | | 5 | 54 13/32 | | 3 1/2 | | | | D8TZ 4602-AV | 80 | 45 | 45 |
| | | | | | F | All | 133 | | 5 | 71 7/16 | | 3 1/2 | | | | D9TZ 4602-H | 111 | 41 | 42 |
| | | D | All | 133 | | 5 | 70 7/64 | | 3 1/2 | | | | D8TZ 4602-AW | 80 | 12 | 12 | | | |
| | | G | 8 | 302 | F | All | 116 | 79 | 5 | 55 7/16 | | 3 1/2 | | | D9TZ 4602-A | 111 | 41 | 42 | |
| | | | | | D | All | 116 | | 5 | 54 13/32 | | 3 1/2 | | | | D8TZ 4602-AV | 80 | 45 | 45 |
| | | | | | F | All | 133 | | 5 | 71 7/16 | | 3 1/2 | | | | D9TZ 4602-H | 111 | 41 | 42 |
| | | | | | D | All | 133 | | 5 | 70 7/64 | | 3 1/2 | | | | D8TZ 4602-AW | 80 | 12 | 12 |
| | | | | | F | All | 116 | 79 | 5 | 55 7/16 | | 3 1/2 | | | | D9TZ 4602-A | 111 | 41 | 42 |
| | | | | | D | All | 116 | | 5 | 54 13/32 | | 3 1/2 | | | | D8TZ 4602-AV | 80 | 45 | 45 |
| | | | | | F | All | 133 | | 5 | 71 7/16 | | 3 1/2 | | | | D9TZ 4602-H | 111 | 41 | 42 |
| D | All | | | | 133 | | 5 | 70 7/64 | | 3 1/2 | | | | D8TZ 4602-AW | 80 | 12 | 12 | | |

NOTE 31 -- "Before Ser. Y20,001"
 NOTE 32 -- "From Ser. Y20,001"
 NOTE 35 -- "Before Ser. Z00,001"
 NOTE 36 -- "From Ser. Z00,001"

1973/79
TRUCK SERIES 100/500

| 4602 | | SHAFT ASSY.-DRIVE | | APPLICATION CHART | | | | | | | | | | | | | |
|-----------------------|-------|-------------------|--------------|-----------------------|--------------|-------|---------------------|------|------------------|---|---------------|------------------------|------|-------------|---------|-----------------------|--|
| TRANSMISSION | | ENGINE | | | REAR AXLE | | WHEEL-BASE (INCHES) | | YEAR | | SIZE (INCHES) | | NOTE | PART NUMBER | CODE | | |
| S P E E D | MODEL | T Y P E | C Y L. | C.I.D. OR MODEL | M F R. | MODEL | WHEEL-BASE (INCHES) | YEAR | T Y P E | A | B | Y O K E T. | | | U-JOINT | F R E A R | |

NOTE: REFER TO PAGE 1 OF SECTION 46.1 FOR AN EXPLANATION OF THE CHART AND THE CODES SHOWN.

F100 -- 2/W/D SERIES -- Cont'd

| | | | | | | | | | | | | | | | | | | | |
|---|-----------------|---|---|----------|-----|-----|--------------|--------------|----------|----------|----------|----------|---------|---------|---------|---------|----|----|----|
| 3 | Ford M/D | G | 8 | 351 | F | All | 116 | 77 | 5 | 56 7/32 | 3 1/2 | | D7TZ | 4602-E | 80 | 12 | 12 | | |
| | | | | | D | All | 116 | | 5 | 54 31/32 | 3 1/2 | | D7TZ | 4602-M | 80 | 12 | 12 | | |
| | | | | | F | All | 133 | | 5 | 42 23/32 | 2 1/2 | 35 | D3TZ | 4602-U | 42 | 12 | 12 | | |
| | | | | | | | 133 | | 5 | 42 3/32 | 2 1/2 | 36 | D7TZ | 4602-AP | 99 | 12 | 12 | | |
| | | | | | D | All | 133 | | 4 | 41 13/16 | 2 1/2 | 35 | D7TZ | 4602-AD | 42 | 12 | 12 | | |
| | | | | | | | 133 | | 5 | 40 15/16 | 2 1/2 | 36 | D7TZ | 4602-BC | 99 | 12 | 12 | | |
| | | | G | 8 | 351 | F | All | 138 | | 5 | 40 3/16 | 2 1/2 | 35 | | D4TZ | 4602-T | 42 | 12 | 12 |
| | | | | | | | 138 | | 5 | 38 29/32 | 2 1/2 | 36 | D7TZ | 4602-AS | 99 | 12 | 12 | | |
| | | | | | | | 155 | | 5 | 40 25/64 | 2 1/2 | 31 | D4TZ | 4602-W | 42 | 27 | 27 | | |
| | | | | | | | 155 | | 5 | 40 9/32 | 2 1/2 | 32,35 | D3TZ | 4602-V | 42 | 12 | 12 | | |
| | | | | | | | 155 | | 5 | 39 7/16 | 2 1/2 | 36 | D7TZ | 4602-AR | 99 | 12 | 12 | | |
| | | | | | | | 116 | 78 | 5 | 56 7/32 | 3 1/2 | | D3TZ | 4602-A | 80 | 12 | 12 | | |
| | | | | | | 133 | | 5 | 42 3/32 | 2 1/2 | | D7TZ | 4602-AP | 99 | 12 | 12 | | | |
| | | | | | | 138 | | 5 | 38 29/32 | 2 1/2 | | D7TZ | 4602-AS | 99 | 12 | 12 | | | |
| | | | | | | 155 | | 5 | 39 7/16 | 2 1/2 | | D7TZ | 4602-AR | 99 | 12 | 12 | | | |
| | | | | | | F | All | 116 | 79 | 5 | 55 41/64 | 3 1/2 | | D9TZ | 4602-E | 111 | 41 | 42 | |
| | | | | | | | | 133 | | 5 | 42 5/32 | 2 1/2 | | D9TZ | 4602-AB | 100 | 35 | 42 | |
| | | | | | | | | 138 | | 5 | 39 5/32 | 2 1/2 | | D9TZ | 4602-AC | 100 | 35 | 42 | |
| | | | | | 155 | | 5 | 39 13/32 | 2 1/2 | | D9TZ | 4602-AD | 100 | 35 | 42 | | | | |
| | | G | 8 | 360, 390 | F | All | 116 | 73/76 | 5 | 56 7/32 | 3 1/2 | | | D3TZ | 4602-A | 80 | 12 | 12 | |
| | | | | | | 133 | 73/75 | 5 | 42 15/16 | 2 1/2 | | D3TZ | 4602-U | 42 | 12 | 12 | | | |
| | | | | | | F | w/3.00 ratio | 133 | 76 | 5 | 71 23/64 | 4 | | D6TZ | 4602-A | 41 | 12 | 12 | |
| | | | | | | F | w/3.50 ratio | 133 | | 5 | 42 15/16 | 2 1/2 | | D3TZ | 4602-U | 42 | 12 | 12 | |
| | | | | | | F | All | 138 | 75/76 | 5 | 40 3/16 | 2 1/2 | | D4TZ | 4602-T | 42 | 12 | 12 | |
| | | | | | | | 155 | | 5 | 40 25/64 | 2 1/2 | | D4TZ | 4602-W | 42 | 27 | 27 | | |
| 4 | New Process 435 | G | 6 | 300 | F | All | 116 | 77 | 5 | 56 7/32 | 3 1/2 | | D3TZ | 4602-A | 80 | 12 | 12 | | |
| | | | | | D | All | 116 | | 5 | 54 2/5 | 3 1/2 | | D7TZ | 4602-L | 80 | 12 | 12 | | |
| | | | | | F | All | 133 | 76/77 | 5 | 44 | 2 1/2 | 31 | D5TZ | 4602-A | 42 | 12 | 12 | | |
| | | | | | D | All | 133 | 77 | 4 | 41 13/16 | 2 1/2 | 35 | D7TZ | 4602-AD | 42 | 12 | 12 | | |
| | | | | | | | 133 | | 5 | 40 15/16 | 2 1/2 | 36 | D7TZ | 4602-BC | 99 | 12 | 12 | | |
| | | | | | | | F | All | 133 | | | | 32,35 | D3TZ | 4602-U | | | | |
| | | | | | | | | | 133 | | 5 | 42 3/32 | 2 1/2 | 36 | D7TZ | 4602-AP | 99 | 12 | 12 |
| | | | | | | | | | 138 | 76/77 | 5 | 40 13/16 | 2 1/2 | 35 | D4TZ | 4602-T | 42 | 12 | 12 |
| | | | | | | | | | 138 | | 5 | 38 29/32 | 2 1/2 | 36 | D7TZ | 4602-AS | 99 | 12 | 12 |
| | | | | | | | | | 155 | 76/77 | 5 | 40 25/64 | 2 1/2 | 31 | D4TZ | 4602-W | 42 | 27 | 27 |
| | | | | | | | | | 155 | 77 | 5 | 40 9/32 | 2 1/2 | 32,35 | D3TZ | 4602-V | 42 | 12 | 12 |
| | | | | | | | | | 155 | | 5 | 39 7/16 | 2 1/2 | 36 | D7TZ | 4602-AR | 99 | 12 | 12 |
| | | | | | | F | All | 116 | 78 | 5 | 55 7/16 | 3 1/2 | | D8TZ | 4602-X | 80 | 45 | 45 | |
| | | | | | | | | 133 | | 5 | 42 3/32 | 2 1/2 | | D7TZ | 4602-AP | 99 | 12 | 12 | |
| | | | | | | | | 138 | | 5 | 38 29/32 | 2 1/2 | | D7TZ | 4602-AS | 99 | 12 | 12 | |
| | | | | | | | | 155 | | 5 | 39 7/16 | 2 1/2 | | D7TZ | 4602-AR | 99 | 12 | 12 | |
| | | | G | 8 | 302 | F | All | 116 | 75/77 | 5 | 56 7/32 | 3 1/2 | | | D3TZ | 4602-A | 80 | 12 | 12 |
| | | | | | | | D | All | 116 | 77 | 5 | 54 2/5 | 3 1/2 | | D7TZ | 4602-L | 80 | 12 | 12 |
| | | | | | | | F | All | 133 | 73/75 | 5 | 42 15/16 | 2 1/2 | | D3TZ | 4602-U | 42 | 12 | 12 |
| | | | | | | | F | w/3.00 ratio | 133 | 76 | 5 | 71 23/64 | 4 | 43 | D6TZ | 4602-A | 71 | 12 | 12 |
| | | | | | | | F | w/3.50 ratio | 133 | | 5 | 42 15/16 | 2 1/2 | 43 | D3TZ | 4602-U | 42 | 12 | 12 |
| | | | | | | | F | All | 133 | | 5 | 42 15/16 | 2 1/2 | 44 | D3TZ | 4602-U | 42 | 12 | 12 |

- NOTE 31 - "Before Ser. Y20,001"
- NOTE 32 - "From Ser. Y20,001"
- NOTE 35 - "Before Ser. Z00,001"
- NOTE 36 - "From Ser. Z00,001"
- NOTE 43 - "Before Ser. A75,001"
- NOTE 44 - "From Ser. A75,001"

1973/79 TRUCK SERIES 100/500

| 4602 | | SHAFT ASSY.-DRIVE | | APPLICATION CHART | | | | | | | | | | | |
|-----------------------|--------------|-------------------|------------------|-------------------|-----------------------|--------------|----------------------------|------|---------------|---|---|------------------|------------------|------------------|-----------------------------|
| S P E E D | TRANSMISSION | ENGINE | | | REAR AXLE | | WHEEL- BASE (INCHES) | YEAR | SIZE (INCHES) | | | PART NUMBER ▲ | ▲ CODE | | |
| | | MODEL | T Y P E | C Y L. | C.I.D. OR MODEL | M F R. | | | MODEL | A | B | | N O T E | Y O K E | U- J O I N T |

NOTE: ▲ REFER TO PAGE 1 OF SECTION 46.1 FOR AN EXPLANATION OF THE CHART AND THE CODES SHOWN.

F100 -- 2/W/D SERIES -- Cont'd

| | | | | | | | | | | | | | | | | | | | | |
|-----|--------------------|---------|-----|--------------|----------|-------|----------|----------|--------------|--------------|--------------|-------------|--------------|--------------|-----|--------------|-------------|-----|----|----|
| 4 | New Process 435 | G | 8 | 302 | F | All | 133 | 77 | 5 | 42 15/16 | 2 1/2 | 35 | D3TZ 4602-U | 42 | 12 | 12 | | | | |
| | | | | | | | 133 | | 5 | 42 3/32 | 2 1/2 | 36 | D7TZ 4602-AP | 99 | 12 | 12 | | | | |
| | | | | | D | All | 133 | | 4 | 41 13/16 | 2 1/2 | 35 | D7TZ 4602-AD | 42 | 12 | 12 | | | | |
| | | | | | | | 133 | | 5 | 40 15/16 | 2 1/2 | 36 | D7TZ 4602-BC | 99 | 12 | 12 | | | | |
| | | | | | F | All | 116 | 78 | 5 | 55 7/16 | 3 1/2 | | D8TZ 4602-X | 80 | 45 | 45 | | | | |
| | | | | | | | 133 | | 5 | 42 3/32 | 2 1/2 | | D7TZ 4602-AP | 99 | 12 | 12 | | | | |
| | | | | | G | 8 | 351 | F | All | 116 | 77 | 5 | 56 7/32 | 3 1/2 | | | D7TZ 4602-E | 80 | 12 | 12 |
| | | | | | | | | | | 116 | | 5 | 54 31/32 | 3 1/2 | | | D7TZ 4602-M | 80 | 12 | 12 |
| | | | | | | | | D | All | 133 | | 5 | 42 15/16 | 2 1/2 | 35 | D3TZ 4602-U | 42 | 12 | 12 | |
| | | | | | | | | | | 133 | | 5 | 42 3/32 | 2 1/2 | 36 | D7TZ 4602-AP | 99 | 12 | 12 | |
| | | D | All | 133 | | | | | 4 | 41 13/16 | 2 1/2 | 35 | D7TZ 4602-AD | 42 | 12 | 12 | | | | |
| | | | | 133 | | | | | 5 | 40 15/16 | 2 1/2 | 36 | D7TZ 4602-BC | 99 | 12 | 12 | | | | |
| | | F | All | 138 | | | | | 5 | 40 3/16 | 2 1/2 | 35 | D4TZ 4602-T | 42 | 12 | 12 | | | | |
| | | | | 138 | | | | | 5 | 38 29/32 | 2 1/2 | 36 | D7TZ 4602-AS | 99 | 12 | 12 | | | | |
| | | | | 155 | | | | | 5 | 40 25/64 | 2 1/2 | 31 | D4TZ 4602-W | 47 | 27 | 27 | | | | |
| | | | | 155 | | | | | 5 | 40 9/32 | 2 1/2 | 32,35 | D3TZ 4602-V | 42 | 12 | 12 | | | | |
| | | | | 155 | | 5 | 39 7/16 | 2 1/2 | 36 | D7TZ 4602-AR | 99 | 12 | 12 | | | | | | | |
| | | | | 116 | 78 | 5 | 56 7/32 | 3 1/2 | | | D3TZ 4602-A | 80 | 12 | 12 | | | | | | |
| | | F | All | 133 | | 5 | 42 3/32 | 2 1/2 | | | D7TZ 4602-AP | 99 | 12 | 12 | | | | | | |
| | | | | 138 | | 5 | 38 29/32 | 2 1/2 | | | D7TZ 4602-AS | 99 | 12 | 12 | | | | | | |
| 155 | | | | 5 | 39 7/16 | 2 1/2 | | | D7TZ 4602-AR | 99 | 12 | 12 | | | | | | | | |
| 116 | 76 | | | 5 | 56 7/32 | 3 1/2 | | | D3TZ 4602-A | 80 | 12 | 12 | | | | | | | | |
| G | 8 | 360,390 | F | All | 133 | 73/75 | 5 | 42 15/16 | 2 1/2 | | | D3TZ 4602-U | 42 | 12 | 12 | | | | | |
| | | | | | 133 | 76 | 5 | 71 23/64 | 4 | 43 | D6TZ 4602-A | 41 | 12 | 12 | | | | | | |
| | | | F | w/3.00 ratio | 133 | | 5 | 42 15/16 | 2 1/2 | 43 | D3TZ 4602-U | 42 | 12 | 12 | | | | | | |
| | | | | | 133 | | 5 | 42 15/16 | 2 1/2 | 44 | D3TZ 4602-U | 42 | 12 | 12 | | | | | | |
| | | | F | All | 138 | 75/76 | 5 | 40 3/16 | 2 1/2 | | | D4TZ 4602-T | 42 | 12 | 12 | | | | | |
| 155 | | 5 | | | 40 25/64 | 2 1/2 | | | D4TZ 4602-W | 47 | 27 | 27 | | | | | | | | |
| 4 | Ford O/D | G | 6 | 300 | F | All | 116 | 78 | 5 | 55 7/16 | 3 1/2 | | | D8TZ 4602-X | 80 | 45 | 45 | | | |
| | | | | | | | 133 | | 5 | 71 1/3 | 3 1/2 | | | D7TZ 4602-B | 80 | 12 | 12 | | | |
| | | | | | D | All | 138 | | 5 | 38 29/32 | 2 1/2 | | | D7TZ 4602-AS | 99 | 12 | 12 | | | |
| | | | | | | | 155 | | 5 | 39 7/16 | 2 1/2 | | | D7TZ 4602-AR | 99 | 12 | 12 | | | |
| | | | | | F | All | 116 | 79 | 5 | 55 7/16 | 3 1/2 | | | D9TZ 4602-A | 111 | 41 | 42 | | | |
| | | | | | | | 133 | | 5 | 71 7/16 | 3 1/2 | | | D9TZ 4602-H | 111 | 41 | 42 | | | |
| | | | | | G | 8 | 302 | F | All | 116 | 78 | 5 | 55 7/16 | 3 1/2 | | | D8TZ 4602-X | 80 | 45 | 45 |
| | | | | | | | | | | 133 | | 5 | 71 1/3 | 3 1/2 | | | D7TZ 4602-B | 80 | 12 | 12 |
| | | | | | | | | D | All | 116 | 79 | 5 | 55 7/16 | 3 1/2 | | | D9TZ 4602-A | 111 | 41 | 42 |
| | | | | | | | | | | 133 | | 5 | 71 7/16 | 3 1/2 | | | D9TZ 4602-H | 111 | 41 | 42 |
| | | G | 8 | 351 | F | All | 116 | | 5 | 56 7/32 | 3 1/2 | | | D3TZ 4602-A | 80 | 12 | 12 | | | |
| | | | | | | | 133 | | 5 | 42 3/32 | 2 1/2 | | | D7TZ 4602-AP | 99 | 12 | 12 | | | |
| | | | | | D | All | 138 | | 5 | 38 29/32 | 2 1/2 | | | D7TZ 4602-AS | 99 | 12 | 12 | | | |
| | | | | | | | 155 | | 5 | 39 7/16 | 2 1/2 | | | D7TZ 4602-AR | 99 | 12 | 12 | | | |
| | | | | | F | All | 116 | 77 | 5 | 56 7/32 | 3 1/2 | | | D3TZ 4602-A | 80 | 12 | 12 | | | |
| | | | | | | | 116 | | 5 | 54 2/5 | 3 1/2 | | | D7TZ 4602-L | 80 | 12 | 12 | | | |
| | | D | All | 133 | 76/77 | 5 | 44 | 2 1/2 | 31 | D5TZ 4602-A | 42 | 12 | 12 | | | | | | | |
| | | | | 133 | 77 | 4 | 41 13/16 | 2 1/2 | 35 | D7TZ 4602-AD | 42 | 12 | 12 | | | | | | | |
| | | | | 133 | | 5 | 40 15/16 | 2 1/2 | 36 | D7TZ 4602-BC | 99 | 12 | 12 | | | | | | | |

- NOTE 31 - "Before Ser. Y20,001"
- NOTE 32 - "From Ser. Y20,001"
- NOTE 35 - "Before Ser. Z00,001"
- NOTE 36 - "From Ser. Z00,001"
- NOTE 43 - "Before Ser. A75,001"
- NOTE 44 - "From Ser. A75,001"

1973/79
TRUCK SERIES 100/500

4602 SHAFT ASSY.—DRIVE

APPLICATION CHART

| S P E E D | TRANSMISSION | | ENGINE | | REAR AXLE | | WHEEL-BASE (INCHES) | YEAR | SIZE (INCHES) | | N O T E | PART NUMBER ▲ | ▲ CODE | |
|-----------------------|--------------|------------------|--------------|-----------------------|--------------|-------|---------------------|------|---------------|---|------------------|------------------|------------------|-----------------------------|
| | MODEL | T Y P E | C Y L. | C.I.D. OR MODEL | M F R. | MODEL | | | A | B | | | Y O K E | U-JOINT R E A R |

NOTE: ▲ REFER TO PAGE 1 OF SECTION 46.1 FOR AN EXPLANATION OF THE CHART AND THE CODES SHOWN.

F100 -- 2/W/D SERIES -- Cont'd

| | | | | | | | | | | | | | | | | | |
|---|-------------|---|-----|-----|----------|---------|--------------|-------|--------------|----------|----------|---------|--------------|--------------|-------------|----|----|
| 4 | Warner T-18 | G | 6 | 300 | F | All | 133 | | 5 | 42 15/16 | 2 1/2 | 32,35 | D3TZ 4602-U | 42 | 12 | 12 | |
| | | | | | | | 133 | | 5 | 42 3/32 | 2 1/2 | 36 | D7TZ 4602-AP | 99 | 12 | 12 | |
| | | | | | | F | All | 138 | 76/77 | 5 | 40 13/16 | 2 1/2 | 35 | D4TZ 4602-T | 42 | 12 | 12 |
| | | | | | | | 138 | 77 | 5 | 38 29/32 | 2 1/2 | 36 | D7TZ 4602-AS | 99 | 12 | 12 | |
| | | | | | | | 155 | 76/77 | 5 | 40 25/64 | 2 1/2 | 31 | D4TZ 4602-W | 42 | 27 | 27 | |
| | | | | | | | 155 | 77 | 5 | 40 9/32 | 2 1/2 | 32,35 | D3TZ 4602-V | 42 | 12 | 12 | |
| | | | 155 | | 5 | 39 7/16 | 2 1/2 | 36 | D7TZ 4602-AR | 99 | 12 | 12 | | | | | |
| | | | G | 6 | 300 | F | All | 116 | 78 | 5 | 55 7/16 | 3 1/2 | | D8TZ 4602-X | 80 | 45 | 45 |
| | | | | | | | | 133 | | 5 | 42 3/32 | 2 1/2 | | D7TZ 4602-AP | 99 | 12 | 12 |
| | | | | | | | | 138 | | 5 | 38 29/32 | 2 1/2 | | D7TZ 4602-AS | 99 | 12 | 12 |
| | | | | | | | | 155 | | 5 | 39 7/16 | 2 1/2 | | D7TZ 4602-AR | 99 | 12 | 12 |
| | | | | G | 8 | 302 | F | All | 116 | 76/77 | 5 | 56 7/32 | 3 1/2 | | D3TZ 4602-A | 80 | 12 |
| | | | | | | D | All | 116 | 77 | 5 | 54 2/5 | 3 1/2 | | D7TZ 4602-L | 80 | 12 | 12 |
| | | | | | | F | All | 133 | 73/75 | 5 | 42 15/16 | 2 1/2 | | D3TZ 4602-U | 42 | 12 | 12 |
| | | | | | | F | w/3.00 ratio | 133 | 76 | 5 | 71 23/64 | 4 | 43 | D6TZ 4602-A | 41 | 12 | 12 |
| | | | | | | F | w/3.50 ratio | 133 | | 5 | 42 15/16 | 2 1/2 | 43 | D3TZ 4602-U | 42 | 12 | 12 |
| | | | | | | F | All | 133 | | 5 | 42 15/16 | 2 1/2 | 44 | D3TZ 4602-U | 42 | 12 | 12 |
| | | | | | | F | All | 133 | 77 | 5 | 42 15/16 | 2 1/2 | 35 | D3TZ 4602-U | 42 | 12 | 12 |
| | | | | | | | | 133 | | 5 | 42 3/32 | 2 1/2 | 36 | D7TZ 4602-AP | 99 | 12 | 12 |
| | | | | | | D | All | 133 | | 4 | 41 13/16 | 2 1/2 | 35 | D7TZ 4602-AD | 42 | 12 | 12 |
| | | | | | | | | 133 | | 5 | 40 15/16 | 2 1/2 | 36 | D7TZ 4602-BC | 99 | 12 | 12 |
| | | | | | | F | All | 116 | 78 | 5 | 55 7/16 | 3 1/2 | | D8TZ 4602-X | 80 | 45 | 45 |
| | | | | | | | | 133 | | 5 | 42 3/32 | 2 1/2 | | D7TZ 4602-AP | 99 | 12 | 12 |
| | | | G | 8 | 351 | F | All | 116 | 77 | 5 | 56 7/32 | 3 1/2 | | D7TZ 4602-E | 80 | 12 | 12 |
| | | | | | | D | All | 116 | | 5 | 54 31/32 | 3 1/2 | | D7TZ 4602-M | 80 | 12 | 12 |
| | | | G | 6 | 300 | F | All | 133 | | 5 | 42 15/16 | 2 1/2 | 35 | D3TZ 4602-U | 42 | 12 | 12 |
| | | | | | | | | 133 | | 5 | 42 3/32 | 2 1/2 | 36 | D7TZ 4602-AP | 99 | 12 | 12 |
| | | | | | | D | All | 133 | | 4 | 41 13/16 | 2 1/2 | 35 | D7TZ 4602-AD | 42 | 12 | 12 |
| | | | | | | | | 133 | | 5 | 40 15/16 | 2 1/2 | 36 | D7TZ 4602-BC | 99 | 12 | 12 |
| | | | | | | F | All | 138 | | 5 | 40 3/16 | 2 1/2 | 35 | D4TZ 4602-T | 42 | 12 | 12 |
| | | | | | | | | 138 | | 5 | 38 29/32 | 2 1/2 | 36 | D7TZ 4602-AS | 99 | 12 | 12 |
| | | | | | | | | 155 | | 5 | 40 25/64 | 2 1/2 | 31 | D4TZ 4602-W | 47 | 27 | 27 |
| | | | | | | | | 155 | | 5 | 40 9/32 | 2 1/2 | 32,35 | D3TZ 4602-V | 42 | 12 | 12 |
| | | | | | | | | 155 | | 5 | 39 7/16 | 2 1/2 | 36 | D7TZ 4602-AR | 99 | 12 | 12 |
| | | | | | | F | All | 116 | 78 | 5 | 56 7/32 | 3 1/2 | | D3TZ 4602-A | 80 | 12 | 12 |
| | | | G | 8 | 351 | F | All | 133 | | 5 | 42 3/32 | 2 1/2 | | D7TZ 4602-AP | 99 | 12 | 12 |
| | | | | | | | | 138 | | 5 | 38 29/32 | 2 1/2 | | D7TZ 4602-AS | 99 | 12 | 12 |
| | | | | | | | | 155 | | 5 | 39 7/16 | 2 1/2 | | D7TZ 4602-AR | 99 | 12 | 12 |
| | | | G | 8 | 360, 390 | F | All | 116 | 73/76 | 5 | 56 7/32 | 3 1/2 | | D3TZ 4602-A | 80 | 12 | 12 |
| | | | | | | | | 133 | 73/75 | 5 | 42 23/32 | 2 1/2 | | D3TZ 4602-U | 42 | 12 | 12 |
| | | | | | | F | w/3.00 ratio | 133 | 76 | 5 | 71 23/64 | 4 | 43 | D6TZ 4602-A | 41 | 12 | 12 |
| | | | | | | F | w/3.50 ratio | 133 | | 5 | 42 15/16 | 2 1/2 | 43 | D3TZ 4602-U | 42 | 12 | 12 |
| | | | | | F | All | 133 | | 5 | 42 15/16 | 2 1/2 | 44 | D3TZ 4602-U | 42 | 12 | 12 | |
| | | | | | F | All | 138 | 75/76 | 5 | 40 3/16 | 2 1/2 | | D4TZ 4602-T | 42 | 12 | 12 | |
| | | | | | | | 155 | | 5 | 40 25/64 | 2 1/2 | | D4TZ 4602-W | 47 | 27 | 27 | |

- NOTE 31 - "Before Ser. Y20,001"
- NOTE 32 - "From Ser. Y20,001"
- NOTE 35 - "Before Ser. Z00,001"
- NOTE 36 - "From Ser. Z00,001"
- NOTE 43 - "Before Ser. A75,001"
- NOTE 44 - "From Ser. A75,001"

1973/79 TRUCK SERIES 100/500

| 4602 | | SHAFT ASSY.-DRIVE | | APPLICATION CHART | | | | | | | | | | | |
|-----------------------|--------------|-------------------|--------------|-----------------------|--------------|-------|----------------------------|------|---|---|------------------|------------------|------------------|-----------------------------|----------------------------|
| S P E E D | TRANSMISSION | ENGINE | | | REAR AXLE | | SIZE (INCHES) | | | | N O T E | PART NUMBER ▲ | ▲ CODE | | |
| | MODEL | T Y P E | C Y L. | C.I.D. OR MODEL | M F R. | MODEL | WHEEL- BASE (INCHES) | YEAR | A | B | | | Y O K E | U- J O I N T | F R E N A R |

NOTE: ▲ REFER TO PAGE 1 OF SECTION 46.1 FOR AN EXPLANATION OF THE CHART AND THE CODES SHOWN.

F100 -- 4/W/D SERIES

| | | | | | | | | | | | | | | | | |
|---|--|---|-----|---------------|---|-----|-----|-------|---|----------|-------|---|--------------|----|----|----|
| 3 | Ford C6 | G | 8 | 360 | F | All | 116 | 76 | 4 | 26 31/64 | 2 1/2 | 8 | D4TZ 4602-M | 42 | ◆ | ◆ |
| | | | | | | | 116 | | 4 | 40 19/32 | 3 | 9 | D6TZ 4602-C | 60 | 12 | 12 |
| | | | | | | | 133 | 73/75 | 4 | 22 31/32 | 2 1/2 | 6 | C7TZ 4602-B | 42 | 12 | 12 |
| | | | | | | | 133 | 74/76 | 4 | 26 31/64 | 2 1/2 | 8 | D4TZ 4602-M | 42 | ◆ | ◆ |
| | | | | | | | 133 | 73/75 | 4 | 46 3/8 | 3 | 7 | D3TZ 4602-Z | 60 | 12 | 12 |
| | | | | | | | 133 | 74/76 | 4 | 56 51/64 | 3 1/2 | 9 | D4TZ 4602-R | 60 | 12 | 12 |
| 4 | New Process 435 -- 1-speed transfer case | G | 6,8 | 240, 300, 360 | F | All | 116 | 73/76 | 4 | 22 31/32 | 2 1/2 | 4 | C7TZ 4602-B | 42 | 12 | 12 |
| | | | | | | | 116 | | 4 | 54 23/32 | 3 1/2 | 5 | D3TZ 4602-AA | 60 | 12 | 12 |
| | | | | | | | 133 | 73/76 | 4 | 22 31/32 | 2 1/2 | 4 | C7TZ 4602-B | 42 | 12 | 12 |
| | | | | | | | 133 | | 4 | 46 3/8 | 3 | 5 | D3TZ 4602-Z | 60 | 12 | 12 |
| 4 | New Process 435 -- 2-speed transfer case | G | 8 | 360 | F | All | 133 | 75/76 | 4 | 22 31/32 | 2 1/2 | 4 | C7TZ 4602-B | 42 | 12 | 12 |
| | | | | | | | 133 | | 4 | 46 3/8 | 3 | 5 | D3TZ 4602-Z | 60 | 12 | 12 |

F150 -- 2/W/D SERIES

| | | | | | | | | | | | | | | | | |
|-----|---------|-----|---------|-------|----------|--------------|-------|--------------|-----|----------|-------|----|--------------|-----|----|----|
| 3 | Ford C4 | G | 6 | 300 | F | All | 133 | 75/76 | 5 | 44 | 2 1/2 | | D5TZ 4602-A | 42 | 12 | 12 |
| | | | | | | | 133 | 77/78 | 5 | 71 1/8 | 3 1/2 | | D7TZ 4602-A | 82 | 12 | 12 |
| | | | | | | | 133 | 79 | 5 | 71 1/8 | 3 1/2 | | D9TZ 4602-BP | 113 | 41 | 42 |
| | | | | | | | 138 | 75/77 | 5 | 40 13/16 | 2 1/2 | 35 | D4TZ 4602-T | 42 | 12 | 12 |
| | | | | | | | 138 | 77 | 5 | 38 29/32 | 2 1/2 | 36 | D7TZ 4602-AS | 99 | 12 | 12 |
| | | | | | | | 155 | 75/77 | 5 | 40 25/64 | 2 1/2 | 31 | D4TZ 4602-W | 42 | 27 | 27 |
| | | 155 | 77 | 5 | 40 9/32 | 2 1/2 | 32,35 | D3TZ 4602-V | 42 | 12 | 12 | | | | | |
| | | 155 | | 5 | 39 7/16 | 2 1/2 | 36 | D7TZ 4602-AR | 99 | 12 | 12 | | | | | |
| | | 133 | 77/78 | 5 | 71 1/8 | 3 1/2 | | D7TZ 4602-A | 82 | 12 | 12 | | | | | |
| | | 133 | 79 | 5 | 71 1/8 | 3 1/2 | | D9TZ 4602-BP | 113 | 41 | 42 | | | | | |
| | | 138 | 77 | 5 | 40 13/16 | 2 1/2 | 35 | D4TZ 4602-T | 42 | 12 | 12 | | | | | |
| | | 138 | | 5 | 38 29/32 | 2 1/2 | 36 | D7TZ 4602-AS | 99 | 12 | 12 | | | | | |
| 155 | | 5 | 40 9/32 | 2 1/2 | 35 | D3TZ 4602-V | 42 | 12 | 12 | | | | | | | |
| 155 | | 5 | 39 7/16 | 2 1/2 | 36 | D7TZ 4602-AR | 99 | 12 | 12 | | | | | | | |
| 3 | Ford C6 | G | 6 | 300 | F | All | 133 | 78 | 5 | 68 42/64 | 3 1/2 | | D8TZ 4602-Z | 97 | 45 | 46 |
| | | | | | | | 138 | | 5 | 38 29/32 | 2 1/2 | | D7TZ 4602-AS | 99 | 12 | 12 |
| | | | | | | | 155 | | 5 | 39 7/16 | 2 1/2 | | D7TZ 4602-AR | 99 | 12 | 12 |
| | | | | | | | 133 | 79 | 5 | 67 53/64 | 3 1/2 | | D9TZ 4602-F | 89 | 41 | 42 |
| | | | | | | | 138 | | 5 | 39 5/32 | 2 1/2 | | D9TZ 4602-AC | 100 | 35 | 42 |
| | | | | | | | 155 | | 5 | 39 13/32 | 2 1/2 | | D9TZ 4602-AD | 100 | 35 | 42 |

- NOTE 4 - Transfer case to front axle.
 NOTE 5 - Transfer case to rear axle.
 NOTE 6 - Exc. full time transfer case to front axle.
 NOTE 7 - Exc. full time transfer case to rear axle.
 NOTE 8 - Full time transfer case to front axle.
 NOTE 9 - Full time transfer case to rear axle.
 NOTE 31 - "Before Ser. Y20,001"
 NOTE 32 - "From Ser. Y20,001"
 NOTE 35 - "Before Ser. Z00,001"
 NOTE 36 - "From Ser. Z00,001"
 ◆ - Driveshaft uses (3) U joints code 44.

1973/79 TRUCK SERIES 100/500

4602 SHAFT ASSY.-DRIVE

APPLICATION CHART

| SPECIFIED | TRANSMISSION | ENGINE | | | REAR AXLE | | WHEEL-BASE (INCHES) | YEAR | TYPE | SIZE (INCHES) | | NOTE | PART NUMBER ▲ | CODE | | |
|-----------|--------------|--------|------|---------------|-----------|-------|---------------------|------|------|---------------|---|------|------------------|------|---------|-----|
| | | MODEL | TYPE | CYL. OR MODEL | MFR. | MODEL | | | | A | B | | | Y | U-JOINT | OFR |

NOTE: ▲ REFER TO PAGE 1 OF SECTION 46.1 FOR AN EXPLANATION OF THE CHART AND THE CODES SHOWN.

F150 -- 2/W/D SERIES -- Cont'd

| | | | | | | | | | | | | | | | | | | | |
|-----|---------|-----|-----|-----|----------|--------------|--------------|--------------|-----|------------------|----------|-------|------------------|------------------|---------------|---------------|----|----|----|
| 3 | Ford C6 | G | 8 | 302 | F | All | 133 | 78 | 5 | 68 42/64 | 3 1/2 | | D8TZ 4602-Z | 97 | 45 | 46 | | | |
| | | | | | | | 138 | | 5 | 38 29/32 | 2 1/2 | | D7TZ 4602-AS | 99 | 12 | 12 | | | |
| | | | | | | | 155 | | 5 | 39 7/16 | 2 1/2 | | D7TZ 4602-AR | 99 | 12 | 12 | | | |
| | | | | | | | 133 | 79 | 5 | 67 53/64 | 3 1/2 | | D9TZ 4602-F | 89 | 41 | 42 | | | |
| | | | | | | | 138 | | 5 | 39 5/32 | 2 1/2 | | D9TZ 4602-AC | 100 | 35 | 42 | | | |
| | | | | | | | 155 | | 5 | 39 13/32 | 2 1/2 | | D9TZ 4602-AD | 100 | 35 | 42 | | | |
| | | | G | 8 | 351 | F | w/2.75 ratio | 133 | 77 | 5 | 68 11/32 | 3 1/2 | | | ★ D7TZ 4602-F | 83 | 12 | 12 | |
| | | | | | | | | | | | | | | r/b D7TZ 4602-BM | | | | | |
| | | | | | | | | 133 | | 5 | 42 23/32 | 2 1/2 | 35 | D3TZ 4602-U | 42 | 12 | 12 | | |
| | | | | | | | | 133 | | 5 | 42 3/32 | 2 1/2 | 36 | D7TZ 4602-AP | 99 | 12 | 12 | | |
| | | | | | | | | F | All | 138 | | 5 | 40 3/16 | 2 1/2 | 35 | D4TZ 4602-T | 42 | 12 | 12 |
| | | | | | | | | | | 138 | | 5 | 38 29/32 | 2 1/2 | 36 | D7TZ 4602-AS | 99 | 12 | 12 |
| | | 155 | | | | | 5 | | | 40 25/64 | 2 1/2 | 31 | D4TZ 4602-W | 42 | 12 | 12 | | | |
| | | 155 | | | | | 5 | | | 40 9/32 | 2 1/2 | 32,35 | D3TZ 4602-V | 42 | 12 | 12 | | | |
| | | F | | | | w/2.75 ratio | 133 | 78 | 5 | 68 11/32 | 3 1/2 | | | | | ★ D7TZ 4602-F | 83 | 12 | 12 |
| | | | | | | | | | | | | | r/b D7TZ 4602-BM | | | | | | |
| | | | | | | | 133 | | 5 | 42 3/32 | 2 1/2 | 45 | D7TZ 4602-AP | 99 | 12 | 12 | | | |
| | | | | | | | 133 | | 5 | 68 1/32 | 3 1/2 | 46 | ★ D5TZ 4602-B | 42 | 12 | 12 | | | |
| | | | | | | | | | | r/b D7TZ 4602-BM | | | | | | | | | |
| | | | 133 | 78/ | 5 | | 67 | 3 1/2 | | D8TZ 4602-AY | 97 | 12 | 12 | | | | | | |
| | | F | All | 138 | 78 | 5 | 38 29/32 | 2 1/2 | | D7TZ 4602-AS | 99 | 12 | 12 | | | | | | |
| | | | | 155 | | 5 | 39 7/16 | 2 1/2 | | D7TZ 4602-AR | 99 | 12 | 12 | | | | | | |
| | | | | 133 | 79 | 5 | 68 11/32 | 3 1/2 | | D9TZ 4602-J | 89 | 41 | 42 | | | | | | |
| | | | | 133 | | 5 | 42 5/32 | 2 1/2 | | D9TZ 4602-AB | 100 | 35 | 42 | | | | | | |
| 138 | | | | 5 | 39 5/32 | 2 1/2 | | D9TZ 4602-AC | 100 | 35 | 42 | | | | | | | | |
| 155 | | | | 5 | 39 13/32 | 2 1/2 | | D9TZ 4602-AD | 100 | 35 | 42 | | | | | | | | |

- NOTE 31 - "Before Ser. Y20,001"
- NOTE 32 - "From Ser. Y20,001"
- NOTE 35 - "Before Ser. Z00,001"
- NOTE 36 - "From Ser. Z00,001"
- NOTE 45 - "Before Ser. BJ0,001"
- NOTE 46 - "From Ser. BJ0,001"
- NOTE 51 - "Before Ser. FC0,001"
- NOTE 52 - "From Ser. FC0,001"

1973/79 TRUCK SERIES 100/500

| 4602 | | SHAFT ASSY.-DRIVE | | APPLICATION CHART | | | | | | | | | | | | | |
|-----------------------|-------|-------------------|--------------|-----------------------|--------------|-------|----------------------------|------|------------------|---|---|------------------|---|-------------|---|---------|---|
| TRANSMISSION | | ENGINE | | | REAR AXLE | | SIZE (INCHES) | | | | | PART NUMBER | | CODE | | | |
| S P E E D | MODEL | T Y P E | C Y L. | C.I.D. OR MODEL | M F R. | MODEL | WHEEL- BASE (INCHES) | YEAR | T Y P E | A | B | N O T E | ▲ | PART NUMBER | ▲ | U-JOINT | |
| | | | | | | | | | | | | | | | | Y | O |

NOTE: ▲ REFER TO PAGE 1 OF SECTION 46.1 FOR AN EXPLANATION OF THE CHART AND THE CODES SHOWN.

F150 -- 2/W/D SERIES -- Cont'd

| | | | | | | | | | | | | | | | | | | | | | |
|-----|---------|--------------|--------|--------|--------------|----------|-----|--------------|--------------|----------|-------|--------------|--------------|------------------|--------------|----------|--------------|-------------|----|--------------|-----|
| 3 | Ford C6 | G | 8 | 360 | F | All | 133 | 75 | 5 | 42 23/32 | 2 1/2 | 25 | | D3TZ 4602-U | 42 | 12 | 12 | | | | |
| | | | | | | | 133 | 75/76 | 5 | 68 1/32 | 3 1/2 | 26 | ★ | D5TZ 4602-B | 92 | 12 | 12 | | | | |
| | | | | | | | | | 5 | 40 3/16 | 2 1/2 | | | r/b D7TZ 4602-BM | | | | | | | |
| | | | | | | | 138 | | 5 | 40 25/64 | 2 1/2 | | | D4TZ 4602-T | 42 | 12 | 12 | | | | |
| | | | | | | | 155 | | 5 | 42 5/8 | 3 | 25 | | D4TZ 4602-W | 42 | 12 | 12 | | | | |
| | | | | | | | 133 | 75 | 5 | 68 5/16 | 3 1/2 | 26 | | D3TZ 4602-M | 65 | 35 | 35 | | | | |
| | | | | | | | 138 | | 5 | 39 25/32 | 3 | | | D8TZ 4602-BS | 96 | 35 | 35 | | | | |
| | | | | | | | 155 | | 5 | 40 19/32 | 3 | | | D4TZ 4602-AL | 65 | 27 | 27 | | | | |
| | | G | 8 | 390 | F | All | 133 | 76 | 5 | 68 5/16 | 3 1/2 | | | | D8TZ 4602-BS | 96 | 35 | 35 | | | |
| | | | | | | | 138 | | 5 | 40 13/16 | 2 1/2 | | | D4TZ 4602-T | 42 | 12 | 12 | | | | |
| | | | | | | | 155 | | 5 | 40 25/64 | 2 1/2 | | | D4TZ 4602-AM | 42 | 27 | 27 | | | | |
| | | | | | | | 133 | 77 | 5 | 68 11/32 | 3 1/2 | | | D7TZ 4602-G | 89 | 41 | 41 | | | | |
| | | | | | | | 133 | | 5 | 42 5/8 | 3 | 35 | | D3TZ 4602-M | 65 | 35 | 35 | | | | |
| | | | | | | | 133 | | 5 | 42 5/16 | 2 1/2 | 36 | | D7TZ 4602-BB | 100 | 35 | 35 | | | | |
| | | | | | | | 138 | | 5 | 39 25/32 | 3 | 35 | | D4TZ 4602-AL | 65 | 27 | 27 | | | | |
| | | | | | | | 138 | | 5 | 38 15/16 | 3 | 36 | | D4TZ 4602-AT | 100 | 35 | 35 | | | | |
| | | | | | | | 155 | | 5 | 40 19/32 | 3 | 35 | | D4TZ 4602-AM | 65 | 35 | 35 | | | | |
| | | | | | | | 155 | | 5 | 39 3/4 | 3 | 36 | | D7TZ 4602-AU | 100 | 35 | 35 | | | | |
| | | | | | | | 133 | 78 | 5 | 68 11/32 | 3 1/2 | | | D7TZ 4602-G | 89 | 41 | 41 | | | | |
| | | | | | | | G | 8 | 400 | F | All | w/2.75 ratio | 133 | 79 | 5 | 68 11/32 | 3 1/2 | | | D7TZ 4602-BB | 100 |
| | | w/3.50 ratio | 133 | | 5 | 42 5/16 | | | | | | 2 1/2 | | | D7TZ 4602-AT | 100 | 35 | 35 | | | |
| | | w/3.50 ratio | 133 | | 5 | 39 3/4 | | | | | | 3 | | | D7TZ 4602-AU | 100 | 35 | 35 | | | |
| | | All | 138 | | 5 | 38 15/16 | | | | | | 3 | | | D7TZ 4602-AT | 100 | 35 | 35 | | | |
| | | All | 155 | | 5 | 40 19/32 | | | | | | 3 | 35 | | D4TZ 4602-AM | 65 | 35 | 35 | | | |
| | | All | 155 | | 5 | 39 3/4 | | | | | | 3 | 36 | | D7TZ 4602-AU | 100 | 35 | 35 | | | |
| | | w/2.75 ratio | 133 | 79 | 5 | 68 11/32 | | | | | | 3 1/2 | | | D9TZ 4602-J | 89 | 41 | 42 | | | |
| | | w/3.50 ratio | 133 | | 5 | 42 5/16 | | | | | | 2 1/2 | | | D9TZ 4602-AE | 100 | 35 | 42 | | | |
| | | All | 138 | | 5 | 42 5/16 | | | | | | 2 1/2 | | | D9TZ 4602-AE | 100 | 35 | 42 | | | |
| All | 155 | | 5 | 39 3/4 | 3 | | | | | | | | D9TZ 4602-BC | 100 | 35 | 42 | | | | | |
| G | 8 | 460 | F | All | 133 | 75/77 | | | | | | 5 | 42 5/8 | 3 | 35 | | | D3TZ 4602-M | 65 | 35 | 35 |
| | | | | | 133 | 77 | | | | | | 5 | 42 5/16 | 2 1/2 | 36 | | D7TZ 4602-BB | 100 | 35 | 35 | |
| | | | | | 138 | 75 | 5 | 39 25/32 | 3 | | | D4TZ 4602-AL | 65 | 27 | 27 | | | | | | |
| | | | | | 138 | 76 | 5 | 40 13/16 | 2 1/2 | | | D4TZ 4602-T | 42 | 12 | 12 | | | | | | |
| | | | | | 138 | 77 | 5 | 39 25/32 | 3 | 35 | | D4TZ 4602-AL | 65 | 27 | 27 | | | | | | |
| | | | | | 138 | | 5 | 38 15/16 | 3 | 36 | | D7TZ 4602-AT | 100 | 35 | 35 | | | | | | |
| | | | | | 155 | 75 | 5 | 40 19/32 | 3 | | | D4TZ 4602-AM | 65 | 35 | 35 | | | | | | |
| | | | | | 155 | 76 | 5 | 40 25/64 | 2 1/2 | | | D4TZ 4602-W | 42 | 27 | 27 | | | | | | |
| | | | | | 155 | 77 | 5 | 40 19/32 | 3 | 35 | | D4TZ 4602-AM | 65 | 35 | 35 | | | | | | |
| | | | | | 155 | | 5 | 39 3/4 | 3 | 36 | | D7TZ 4602-AU | 100 | 35 | 35 | | | | | | |
| | | | | | w/2.75 ratio | 133 | 78 | 5 | 68 5/16 | 3 1/2 | | | D8TZ 4602-BS | 96 | 35 | 35 | | | | | |
| | | | | | w/3.50 ratio | 133 | | 5 | 42 5/16 | 2 1/2 | | | D7TZ 4602-BB | 100 | 35 | 35 | | | | | |
| F | All | 138 | | 5 | 38 15/16 | 3 | | | D7TZ 4602-AT | 100 | 35 | 35 | | | | | | | | | |
| | | 155 | | 5 | 39 3/4 | 3 | | | D7TZ 4602-AU | 100 | 35 | 35 | | | | | | | | | |
| | | 133 | 79 | 5 | 42 5/16 | 2 1/2 | | | D9TZ 4602-AE | 100 | 35 | 42 | | | | | | | | | |
| | | 138 | | 5 | 38 15/16 | 3 | | | D9TZ 4602-BB | 100 | 35 | 42 | | | | | | | | | |
| | | 5 | 39 3/4 | 3 | | | | D9TZ 4602-BC | 100 | 35 | 42 | | | | | | | | | | |

NOTE 25 - 2 piece D/Line-use with coupling shaft.

NOTE 26 - 1 piece D/Line-use w/o coupling shaft.

NOTE 35 - "Before Ser. Z00,001"

NOTE 36 - "From Ser. Z00,001"

1973/79
TRUCK SERIES 100/500

4602 SHAFT ASSY.-DRIVE

APPLICATION CHART

| S P E E D | TRANSMISSION MODEL | ENGINE | | REAR AXLE | | WHEEL- BASE (INCHES) | YEAR | SIZE (INCHES) | | N O T E | PART NUMBER ▲ | ▲ CODE | |
|-----------------------|-----------------------|------------------|--------------|-----------------------|--------------|----------------------------|------|-----------------------|---|------------------|------------------|--------|------------------|
| | | T Y P E | C Y L. | C.I.D. OR MODEL | M F R. | | | M O D E L | A | | | B | Y O K E |

NOTE: ▲ REFER TO PAGE 1 OF SECTION 46.1 FOR AN EXPLANATION OF THE CHART AND THE CODES SHOWN.

F150 -- 2/W/D SERIES -- Cont'd

| | | | | | | | | | | | | | | | | | | | | | | | | | | | | | | | | | | |
|---|----------|-----|--------------|-----|----------|-------|-----|-------------------|-----|--------------|-------|--------------|--------------|----------|-------------|---------|-------------|----------|--------------|--------------|--------------|--------------|--------------|---------|--------------|----------|--------------|--------------|--------------|----------|--------------|-----|--------------|-----|
| 3 | Ford L/D | G | 6 | 300 | F | All | 133 | 75 | 5 | 44 | 2 1/2 | | D5TZ 4602-A | 42 | 12 | 12 | | | | | | | | | | | | | | | | | | |
| | | | | | | | 133 | 76 | 5 | 71 23/64 | 4 | 26 | D6TZ 4602-A | 41 | 12 | 12 | | | | | | | | | | | | | | | | | | |
| | | | | | | | 133 | | 5 | 44 | 2 1/2 | 25 | D5TZ 4602-A | 42 | 12 | 12 | | | | | | | | | | | | | | | | | | |
| | | | | | | | 133 | 77 | 5 | 71 1/3 | 3 1/2 | | D7TZ 4602-B | 80 | 12 | 12 | | | | | | | | | | | | | | | | | | |
| | | | | | | | 138 | 75/77 | 5 | 40 13/16 | 2 1/2 | 35 | D4TZ 4602-T | 42 | 12 | 12 | | | | | | | | | | | | | | | | | | |
| | | | | | | | 138 | | 5 | 38 29/32 | 2 1/2 | 36 | D7TZ 4602-AS | 99 | 12 | 12 | | | | | | | | | | | | | | | | | | |
| | | | | | | | 155 | 75/77 | 5 | 40 25/64 | 2 1/2 | 31 | D4TZ 4602-W | 42 | 27 | 27 | | | | | | | | | | | | | | | | | | |
| | | | | | | | 155 | 77 | 5 | 40 9/32 | 2 1/2 | 32,35 | D3TZ 4602-V | 42 | 12 | 12 | | | | | | | | | | | | | | | | | | |
| | | | | | | | 155 | | 5 | 39 7/16 | 2 1/2 | 36 | D7TZ 4602-AR | 99 | 12 | 12 | | | | | | | | | | | | | | | | | | |
| | | | | | | | 133 | 78 | 5 | 71 1/3 | 3 1/2 | | D7TZ 4602-B | 80 | 12 | 12 | | | | | | | | | | | | | | | | | | |
| | | 138 | | 5 | 38 29/32 | 2 1/2 | | D7TZ 4602-AS | 99 | 12 | 12 | | | | | | | | | | | | | | | | | | | | | | | |
| | | 155 | | 5 | 39 7/16 | 2 1/2 | | D7TZ 4602-AR | 99 | 12 | 12 | | | | | | | | | | | | | | | | | | | | | | | |
| | | 133 | 79 | 5 | 71 7/16 | 3 1/2 | | D9TZ 4602-H | 111 | 41 | 42 | | | | | | | | | | | | | | | | | | | | | | | |
| | | | | G | 8 | 302 | F | w/2.75 3.00 ratio | 133 | 77 | 5 | 71 1/3 | 3 1/2 | | D7TZ 4602-B | 80 | 12 | 12 | | | | | | | | | | | | | | | | |
| | | | | | | | | | F | w/3.50 ratio | 133 | | 5 | 42 23/32 | 2 1/2 | 35 | D3TZ 4602-U | 42 | 12 | 12 | | | | | | | | | | | | | | |
| | | | | | | | | | | | F | w/3.50 ratio | 133 | | 5 | 42 3/32 | 2 1/2 | 36 | D7TZ 4602-AP | 99 | 12 | 12 | | | | | | | | | | | | |
| | | | | | | | | | | | | | F | All | 138 | | 5 | 40 13/16 | 2 1/2 | 35 | D4TZ 4602-T | 42 | 12 | 12 | | | | | | | | | | |
| | | | | | | | | | | | | | | | F | All | 138 | | 5 | 38 29/32 | 2 1/2 | 36 | D7TZ 4602-AS | 99 | 12 | 12 | | | | | | | | |
| | | | | | | | | | | | | | | | | | F | All | 155 | | 5 | 40 9/32 | 2 1/2 | 35 | D3TZ 4602-V | 42 | 12 | 12 | | | | | | |
| | | | | | | | | | | | | | | | | | | | F | w/2.75 ratio | 155 | | 5 | 39 7/16 | 2 1/2 | 36 | D7TZ 4602-AR | 99 | 12 | 12 | | | | |
| | | F | w/3.25 ratio | | | | | | | | | | | | | | | | | | 133 | 78 | 5 | 71 1/3 | 3 1/2 | | D7TZ 4602-B | 80 | 12 | 12 | | | | |
| | | | | | | | | | | | | | | | | | | | | | F | All | 133 | | 5 | 42 3/32 | 2 1/2 | | D7TZ 4602-AP | 99 | 12 | 12 | | |
| | | | | | | | | | | | | | | | | | | | | | | | F | All | 138 | | 5 | 38 29/32 | 2 1/2 | | D7TZ 4602-AS | 99 | 12 | 12 |
| | | | | F | All | 155 | | 5 | | | | | | | | | | | | | | | | | 39 7/16 | 2 1/2 | | D7TZ 4602-AR | 99 | 12 | 12 | | | |
| | | | | | | F | All | 133 | 79 | 5 | | | | | | | | | | | | | | | 42 5/32 | 2 1/2 | | D9TZ 4602-AB | 100 | 35 | 42 | | | |
| | | | | | | | | F | All | 138 | | 5 | | | | | | | | | | | | | 39 5/32 | 2 1/2 | | D9TZ 4602-AC | 100 | 35 | 42 | | | |
| | | | | | | | | | | F | All | 155 | | 5 | | | | | | | | | | | 39 13/32 | 2 1/2 | | D9TZ 4602-AD | 100 | 35 | 42 | | | |
| 3 | Ford M/D | | | | | | | | | | | G | 8 | 300 | F | All | | | | | | | | | 138 | 77 | 5 | 40 13/16 | 2 1/2 | 35 | D4TZ 4602-T | 42 | 12 | 12 |
| | | | | | | | | | | | | | | | | | 138 | | | | | | | | 5 | 38 29/32 | 2 1/2 | 36 | D7TZ 4602-AS | 99 | 12 | 12 | | |
| | | | | | | | | | | | | | | | | | 155 | | 5 | 40 9/32 | | | | | 2 1/2 | 35 | D3TZ 4602-V | 42 | 12 | 12 | | | | |
| | | 155 | | | | | | | | | | | | | | | 5 | 39 7/16 | 2 1/2 | 36 | | | | | D7TZ 4602-AR | 99 | 12 | 12 | | | | | | |
| | | 133 | 78 | | | | | | | | | | | | | | 5 | 71 1/3 | 3 1/2 | | D7TZ 4602-B | 80 | | | 12 | 12 | | | | | | | | |
| | | 138 | | | | | | | | | | | | | | | 5 | 38 29/32 | 2 1/2 | | D7TZ 4602-AS | 99 | 12 | 12 | | | | | | | | | | |
| | | 155 | | 5 | 39 7/16 | | | | | | | | | | | | 2 1/2 | | D7TZ 4602-AR | 99 | 12 | 12 | | | | | | | | | | | | |
| | | 133 | 79 | 5 | 71 7/16 | 3 1/2 | | | | | | | | | | | D9TZ 4602-H | 111 | 41 | 42 | | | | | | | | | | | | | | |
| | | | | G | 8 | 302 | F | All | 138 | | | | | | | | 77 | 5 | 40 13/16 | 2 1/2 | 35 | D4TZ 4602-T | 42 | 12 | 12 | | | | | | | | | |
| | | | | | | | | | F | All | 138 | | | | | | | 5 | 38 29/32 | 2 1/2 | 36 | D7TZ 4602-AS | 99 | 12 | 12 | | | | | | | | | |
| | | | | | | | | | | | F | All | 155 | | 5 | 40 9/32 | 2 1/2 | 35 | D3TZ 4602-V | 42 | 12 | 12 | | | | | | | | | | | | |
| | | | | | | | | | | | | | F | All | 155 | | 5 | 39 7/16 | 2 1/2 | 36 | D7TZ 4602-AR | 99 | 12 | 12 | | | | | | | | | | |
| | | | | | | | | | | | | | | | F | All | 133 | 78 | 5 | 71 1/3 | 3 1/2 | | D7TZ 4602-B | 80 | 12 | 12 | | | | | | | | |
| | | | | | | | | | | | | | | | | | F | All | 138 | | 5 | 38 29/32 | 2 1/2 | | D7TZ 4602-AS | 99 | 12 | 12 | | | | | | |
| | | | | | | | | | | | | | | | | | | | F | All | 155 | | 5 | 39 7/16 | 2 1/2 | | D7TZ 4602-AR | 99 | 12 | 12 | | | | |
| | | | | | | | | | | | | | | | | | | | | | F | All | 133 | 79 | 5 | 71 7/16 | 3 1/2 | | D9TZ 4602-H | 111 | 41 | 42 | | |
| | | | | | | | | | | | | | | | | | | | | | | | F | All | 138 | | 5 | 39 5/32 | 2 1/2 | | D9TZ 4602-AC | 100 | 35 | 42 |
| | | | | | | | | | | | | | | | | | | | | | | | | | F | All | 155 | | 5 | 39 13/32 | 2 1/2 | | D9TZ 4602-AD | 100 |

NOTE 25 - 2 piece D/Line-use with coupling shaft.

NOTE 26 - 1 piece D/Line-use w/o coupling shaft.

NOTE 31 - "Before Ser. Y20,001"

NOTE 32 - "From Ser. Y20,001"

NOTE 35 - "Before Ser. Z00,001"

NOTE 36 - "From Ser. Z00,001"

1973/79 TRUCK SERIES 100/500

SECTION 46.2 17

4602 SHAFT ASSY.-DRIVE

APPLICATION CHART

| S P E C I F I C A T I O N | TRANSMISSION | | ENGINE | | REAL AXLE | | SIZE (INCHES) | | | N O T E | PART NUMBER ▲ | ▲ CODE | |
|---|--------------|------------------|------------------------|-----------------------|--------------|-------|----------------------------|------|------------------|------------------|------------------|--------|---|
| | MODEL | T Y P E | C Y L. P E | C.I.D. OR MODEL | M F R. | MODEL | WHEEL- BASE (INCHES) | YEAR | T Y P E | | | A | B |

NOTE: ▲ REFER TO PAGE 1 OF SECTION 46.1 FOR AN EXPLANATION OF THE CHART AND THE CODES SHOWN.

F150 -- 2/W/D SERIES -- Cont'd

| | | | | | | | | | | | | | | | | | | | |
|-----|--------------------|-------|--------------------|----------|-------|--------------|----------|----------|--------------|--------------|--------------|--------------|--------------|--------------|----|--------------|-----|----|----|
| 3 | Ford M/D | G | 8 | 351 | F | w/3.00 ratio | 133 | 77 | 5 | 71 29/32 | 3 1/2 | | D7TZ 4602-C | 80 | 12 | 12 | | | |
| | | | | | | w/3.50 ratio | 133 | | 5 | 42 15/16 | 2 1/2 | 35 | D3TZ 4602-U | 42 | 12 | 12 | | | |
| | | | | | | w/3.50 ratio | 133 | | 5 | 42 3/32 | 2 1/2 | 36 | D7TZ 4602-AP | 99 | 12 | 12 | | | |
| | | | | | | All | 138 | | 5 | 40 13/16 | 2 1/2 | 35 | D4TZ 4602-T | 42 | 12 | 12 | | | |
| | | | | | | | 138 | | 5 | 38 29/32 | 2 1/2 | 36 | D7TZ 4602-AS | 99 | 12 | 12 | | | |
| | | | | | | | 155 | | 5 | 40 25/64 | 2 1/2 | 31 | D4TZ 4602-W | 42 | 27 | 27 | | | |
| | | | | | | | 155 | | 5 | 40 9/32 | 2 1/2 | 32,35 | D3TZ 4602-V | 42 | 12 | 12 | | | |
| | | | | | | 155 | | 5 | 39 7/16 | 2 1/2 | 36 | D7TZ 4602-AR | 99 | 12 | 12 | | | | |
| | | | | | | w/3.00 ratio | 133 | 78 | 5 | 71 29/32 | 3 1/2 | | D7TZ 4602-C | 80 | 12 | 12 | | | |
| | | | | | | w/3.50 ratio | 133 | | 5 | 42 3/32 | 2 1/2 | | D7TZ 4602-AP | 99 | 12 | 12 | | | |
| | | | | | | All | 138 | | 5 | 38 29/32 | 2 1/2 | | D7TZ 4602-AS | 99 | 12 | 12 | | | |
| | | | | | | All | 155 | | 5 | 39 7/16 | 2 1/2 | | D7TZ 4602-AR | 99 | 12 | 12 | | | |
| | | | | | | | 133 | 79 | 5 | 71 57/64 | 3 1/2 | | D9TZ 4602-B | 111 | 41 | 42 | | | |
| | | | | | | | 138 | | 5 | 39 5/32 | 2 1/2 | | D9TZ 4602-AC | 100 | 35 | 42 | | | |
| | | | | | | | 155 | | 5 | 39 13/32 | 2 1/2 | | D9TZ 4602-AD | 100 | 35 | 42 | | | |
| | | | | | | G | 8 | 360 | All | 133 | 75 | 5 | 42 15/16 | 2 1/2 | | D3TZ 4602-U | 42 | 12 | 12 |
| | | | | | | | | | w/3.00 ratio | 133 | 76 | 5 | 71 23/64 | 4 | | D6TZ 4602-A | 41 | 12 | 12 |
| | | | | | | | | | w/3.50 ratio | 133 | | 5 | 42 15/16 | 2 1/2 | 43 | D3TZ 4602-U | 42 | 12 | 12 |
| All | 133 | | 5 | 42 15/16 | 2 1/2 | | | | 44 | D3TZ 4602-U | 42 | 12 | 12 | | | | | | |
| All | 138 | 75/76 | 5 | 40 3/16 | 2 1/2 | | | | | D4TZ 4602-T | 42 | 12 | 12 | | | | | | |
| All | 155 | | 5 | 40 25/64 | 2 1/2 | | | | | D4TZ 4602-W | 42 | 27 | 27 | | | | | | |
| 4 | Ford O/D | G | 6 | 300 | F | | | | All | 133 | 78 | 5 | 71 1/3 | 3 1/2 | | D7TZ 4602-B | 80 | 12 | 12 |
| | | | | | | | | | | 138 | | 5 | 38 29/32 | 2 1/2 | | D7TZ 4602-AS | 99 | 12 | 12 |
| | | | | | | | | | | 155 | | 5 | 39 7/16 | 2 1/2 | | D7TZ 4602-AR | 99 | 12 | 12 |
| | | | | | | | | | | 133 | 79 | 5 | 71 7/16 | 3 1/2 | | D9TZ 4602-H | 111 | 41 | 42 |
| G | 8 | 302 | w/2.75, 3.00 ratio | 133 | 78 | 5 | 71 1/3 | 3 1/2 | | D7TZ 4602-B | 80 | 12 | 12 | | | | | | |
| | | | w/3.50 ratio | 133 | | 5 | 42 3/32 | 2 1/2 | | D7TZ 4602-AP | 99 | 12 | 12 | | | | | | |
| | | | All | 138 | | 5 | 38 29/32 | 2 1/2 | | D7TZ 4602-AS | 99 | 12 | 12 | | | | | | |
| | | | | 155 | | 5 | 39 7/16 | 2 1/2 | | D7TZ 4602-AR | 99 | 12 | 12 | | | | | | |
| | | | | 133 | 79 | 5 | 71 7/16 | 3 1/2 | | D9TZ 4602-H | 111 | 41 | 42 | | | | | | |
| | | | | 138 | | 5 | 39 5/32 | 2 1/2 | | D9TZ 4602-AC | 100 | 35 | 42 | | | | | | |
| | | | 155 | | 5 | 39 13/32 | 2 1/2 | | D9TZ 4602-AD | 100 | 35 | 42 | | | | | | | |
| | | | G | 8 | 351 | F | All | 133 | 78 | 5 | 42 3/32 | 2 1/2 | | D7TZ 4602-AP | 99 | 12 | 12 | | |
| 138 | | 5 | | | | | | 38 29/32 | 2 1/2 | | D7TZ 4602-AS | 99 | 12 | 12 | | | | | |
| 155 | | 5 | | | | | | 39 7/16 | 2 1/2 | | D7TZ 4602-AR | 99 | 12 | 12 | | | | | |
| 133 | 79 | 5 | | | | | | 42 5/32 | 2 1/2 | | D9TZ 4602-AB | 100 | 35 | 42 | | | | | |
| 138 | | 5 | | | | | | 39 5/32 | 2 1/2 | | D9TZ 4602-AC | 100 | 35 | 42 | | | | | |
| 155 | | 5 | | | | | | 39 13/32 | 2 1/2 | | D9TZ 4602-AD | 100 | 35 | 42 | | | | | |
| 4 | New Process 435 | G | 6 | 300 | F | All | 133 | 76/77 | 5 | 44 | 2 1/2 | 31 | D5TZ 4602-A | 42 | 12 | 12 | | | |
| | | | | | | | 133 | 77 | 5 | 42 15/16 | 2 1/2 | 32,35 | D3TZ 4602-U | 42 | 12 | 12 | | | |
| | | | | | | | 133 | | 5 | 42 3/32 | 2 1/2 | 36 | D7TZ 4602-AP | 99 | 12 | 12 | | | |
| | | | | | | | 138 | 76/77 | 5 | 40 13/16 | 2 1/2 | 35 | D4TZ 4602-T | 42 | 12 | 12 | | | |
| | | | | | | | 138 | 77 | 5 | 38 29/32 | 2 1/2 | 36 | D7TZ 4602-AS | 99 | 12 | 12 | | | |
| | | | | | | | 155 | 76/77 | 5 | 40 25/64 | 2 1/2 | 31 | D4TZ 4602-W | 42 | 27 | 27 | | | |
| | | | | | | | 155 | 77 | 5 | 40 9/32 | 2 1/2 | 32,35 | D3TZ 4602-V | 42 | 12 | 12 | | | |
| | | | | | | | 155 | | 5 | 39 7/16 | 2 1/2 | 36 | D7TZ 4602-AR | 99 | 12 | 12 | | | |
| | | | | | | | 133 | 78 | 5 | 42 3/32 | 2 1/2 | | D7TZ 4602-AP | 99 | 12 | 12 | | | |
| | | | | | | | 138 | | 5 | 38 29/32 | 2 1/2 | | D7TZ 4602-AS | 99 | 12 | 12 | | | |

- NOTE 31 - "Before Ser. Y20,001"
- NOTE 32 - "From Ser. Y20,001"
- NOTE 35 - "Before Ser. Z00,001"
- NOTE 36 - "From Ser. Z00,001"
- NOTE 43 - "Before Ser. A75,001"
- NOTE 44 - "From Ser. A75,001"

1973/79
TRUCK SERIES 100/500

4602 SHAFT ASSY.-DRIVE

APPLICATION CHART

| TRANSMISSION | | ENGINE | | | REAL AXLE | | SIZE (INCHES) | | | | NOTE | PART NUMBER | CODE ⁴ | | |
|-----------------------|-------|------------------|--------------|-----------------------|--------------|-------|----------------------------|------|------------------|---|------|-------------|-------------------|---|---------|
| S P E E D | MODEL | T Y P E | C Y L. | C.I.D. OR MODEL | M F R. | MODEL | WHEEL- BASE (INCHES) | YEAR | T Y P E | A | | | B | Y | U-JOINT |

NOTE: REFER TO PAGE 1 OF SECTION 46.1 FOR AN EXPLANATION OF THE CHART AND THE CODES SHOWN.

F150 -- 2/W/D SERIES -- Cont'd

| | | | | | | | | | | | | | | | | | | | | | | | |
|-----|--------------------|---|---|-----|---|-----|-------|----------|-------|----------|---------|----------------|------|---------|----------|----------|-------|------|--------|--------|----|----|----|
| 4 | New Process 435 | G | 6 | 300 | F | All | 155 | | 5 | 39 7/16 | 2 1/2 | | D7TZ | 4602-AR | 99 | 12 | 12 | | | | | | |
| | | | | | | | 133 | 79 | 5 | 42 7/32 | 2 1/2 | | D9TZ | 4602-BF | 100 | 35 | 42 | | | | | | |
| | | | | | | | 138 | | 5 | 38 25/32 | 2 1/2 | | D9TZ | 4602-BG | 100 | 35 | 42 | | | | | | |
| | | | | | | | 155 | | 5 | 39 5/32 | 2 1/2 | | D9TZ | 4602-BH | 100 | 35 | 42 | | | | | | |
| | | | | | | | 133 | | 5 | 42 15/16 | 2 1/2 | 35 | D3TZ | 4602-U | 42 | 12 | 12 | | | | | | |
| | | | | | | | 133 | | 5 | 42 3/32 | 2 1/2 | 36 | D7TZ | 4602-AP | 99 | 12 | 12 | | | | | | |
| | | G | 8 | 302 | F | All | 138 | | 5 | 40 13/16 | 2 1/2 | 35 | D4TZ | 4602-T | 42 | 12 | 12 | | | | | | |
| | | | | | | | 138 | | 5 | 38 29/32 | 2 1/2 | 36 | D7TZ | 4602-AS | 99 | 12 | 12 | | | | | | |
| | | | | | | | 155 | | 5 | 40 9/32 | 2 1/2 | 35 | D3TZ | 4602-V | 42 | 12 | 12 | | | | | | |
| | | | | | | | 155 | | 5 | 39 7/16 | 2 1/2 | 36 | D7TZ | 4602-AR | 99 | 12 | 12 | | | | | | |
| | | | | | | | 133 | 78 | 5 | 42 3/32 | 2 1/2 | | D7TZ | 4602-AP | 99 | 12 | 12 | | | | | | |
| | | | | | | | 138 | | 5 | 38 29/32 | 2 1/2 | | D7TZ | 4602-AS | 99 | 12 | 12 | | | | | | |
| | | | | | | | 155 | | 5 | 39 7/16 | 2 1/2 | | D7TZ | 4602-AR | 99 | 12 | 12 | | | | | | |
| | | | | | | | 133 | | 5 | 42 15/16 | 2 1/2 | 35 | D3TZ | 4602-U | 42 | 12 | 12 | | | | | | |
| | | | | | | | 133 | | 5 | 42 3/32 | 2 1/2 | 36 | D7TZ | 4602-AP | 99 | 12 | 12 | | | | | | |
| | | | | | | | 138 | | 5 | 40 3/16 | 2 1/2 | 35 | D4TZ | 4602-T | 42 | 12 | 12 | | | | | | |
| | | | | | | | 138 | | 5 | 38 29/32 | 2 1/2 | 36 | D7TZ | 4602-AS | 99 | 12 | 12 | | | | | | |
| | | | | | | | 155 | | 5 | 40 25/64 | 2 1/2 | 31 | D4TZ | 4602-W | 42 | 12 | 12 | | | | | | |
| | | | | | | | 155 | | 5 | 40 9/32 | 2 1/2 | 32,35 | D3TZ | 4602-V | 42 | 12 | 12 | | | | | | |
| | | | | | | | 155 | | 5 | 39 7/16 | 2 1/2 | 36 | D7TZ | 4602-AR | 99 | 12 | 12 | | | | | | |
| | | G | 8 | 351 | F | All | 133 | 78 | 5 | 42 3/32 | 2 1/2 | | D7TZ | 4602-AP | 99 | 12 | 12 | | | | | | |
| | | | | | | | 138 | | 5 | 38 29/32 | 2 1/2 | | D7TZ | 4602-AS | 99 | 12 | 12 | | | | | | |
| | | | | | | | 155 | | 5 | 39 7/16 | 2 1/2 | | D7TZ | 4602-AR | 99 | 12 | 12 | | | | | | |
| | | | | | | | 133 | 79 | 5 | 42 5/32 | 2 1/2 | | D9TZ | 4602-AB | 100 | 35 | 42 | | | | | | |
| | | | | | | | 138 | | 5 | 39 5/32 | 2 1/2 | | D9TZ | 4602-AC | 100 | 35 | 42 | | | | | | |
| | | | | | | | 155 | | 5 | 39 13/32 | 2 1/2 | | D9TZ | 4602-AD | 100 | 35 | 42 | | | | | | |
| | | | | | | | G | 8 | 360 | F | All | 133 | 75 | 5 | 42 15/16 | 2 1/2 | | D3TZ | 4602-U | 42 | 12 | 12 | |
| | | | | | | | | | | | | F w/3.00 ratio | 133 | 76 | 5 | 71 23/64 | 4 | 43 | D6TZ | 4602-A | 41 | 12 | 12 |
| | | | | | | | | | | | | F w/3.50 ratio | 133 | | 5 | 42 15/16 | 2 1/2 | 43 | D3TZ | 4602-U | 42 | 12 | 12 |
| | | | | | | | | | | | | F All | 133 | | 5 | 42 15/16 | 2 1/2 | 44 | D3TZ | 4602-U | 42 | 12 | 12 |
| | | G | 8 | 390 | F | All | F All | 138 | 75/76 | 5 | 40 3/16 | 2 1/2 | | D4TZ | 4602-T | 42 | 12 | 12 | | | | | |
| | | | | | | | 155 | | 5 | 40 25/64 | 2 1/2 | | D4TZ | 4602-W | 42 | 27 | 27 | | | | | | |
| 133 | 75 | | | | | | 5 | 42 5/8 | 3 | | D3TZ | 4602-M | 65 | 35 | 35 | | | | | | | | |
| 138 | | | | | | | 5 | 39 25/32 | 3 | | D4TZ | 4602-AL | 65 | 27 | 27 | | | | | | | | |
| 155 | | | | | | | 5 | 40 19/32 | 3 | | D4TZ | 4602-AM | 65 | 35 | 35 | | | | | | | | |
| 133 | 76/77 | | | | | | 5 | 44 | 2 1/2 | 31 | D5TZ | 4602-A | 42 | 12 | 12 | | | | | | | | |
| 4 | Warner T-18 | G | 6 | 300 | F | All | 133 | 77 | 5 | 42 15/16 | 2 1/2 | 32,35 | D3TZ | 4602-U | 42 | 12 | 12 | | | | | | |
| | | | | | | | 133 | | 5 | 42 3/32 | 2 1/2 | 36 | D7TZ | 4602-AP | 99 | 12 | 12 | | | | | | |
| | | | | | | | 138 | 76/77 | 5 | 40 13/16 | 2 1/2 | 35 | D4TZ | 4602-T | 42 | 12 | 12 | | | | | | |
| | | | | | | | 138 | 77 | 5 | 38 29/32 | 2 1/2 | 36 | D7TZ | 4602-AS | 99 | 12 | 12 | | | | | | |
| | | | | | | | 155 | 76/77 | 5 | 40 25/64 | 2 1/2 | 31 | D4TZ | 4602-W | 42 | 27 | 27 | | | | | | |
| | | | | | | | 155 | 77 | 5 | 40 9/32 | 2 1/2 | 32,35 | D3TZ | 4602-V | 42 | 12 | 12 | | | | | | |
| | | | | | | | 155 | | 5 | 39 7/16 | 2 1/2 | 36 | D7TZ | 4602-AR | 99 | 12 | 12 | | | | | | |
| | | | | | | | 133 | 78 | 5 | 42 3/32 | 2 1/2 | | D7TZ | 4602-AP | 99 | 12 | 12 | | | | | | |
| | | | | | | | 138 | | 5 | 38 29/32 | 2 1/2 | | D7TZ | 4602-AS | 99 | 12 | 12 | | | | | | |

- NOTE 31 - "Before Ser. Y20,001"
- NOTE 32 - "From Ser. Y20,001"
- NOTE 35 - "Before Ser. Z00,001"
- NOTE 36 - "From Ser. Z00,001"
- NOTE 43 - "Before Ser. A75,001"
- NOTE 44 - "From Ser. A75,001"

1973/79
TRUCK SERIES 100/500

| TRANSMISSION | | ENGINE | | REAL AXLE | | APPLICATION CHART | | | | | PART NUMBER | | CODE | | | |
|-----------------------|-------|------------------|--------------|-----------------------|--------------|-------------------|----------------------------|------|------------------|---------------|-------------|------------------|-------------|------------------|-----------------------|------------------|
| S P E E D | MODEL | T Y P E | C Y L. | C.I.D. OR MODEL | M F R. | MODEL | WHEEL- BASE (INCHES) | YEAR | T Y P E | SIZE (INCHES) | | N O T E | PART NUMBER | Y O K E | U-JOINT | |
| | | | | | | | | | | A | B | | | | F R E A R | R E A R |

NOTE: REFER TO PAGE 1 OF SECTION 46.1 FOR AN EXPLANATION OF THE CHART AND THE CODES SHOWN.

F150 -- 2/W/D SERIES -- Cont'd

| | | | | | | | | | | | | | | | | | | | | | |
|-----|----------------|-----|----------|----------|----------|-----|--------------|-----|----------|----------|----------------|--------------|--------------|--------------|----------|----|----|-------------|-------------|----|----|
| 4 | Warner T-18 | G | 6 | 300 | F | All | 155 | | 5 | 39 7/16 | 2 1/2 | | D7TZ 4602-AR | 99 | 12 | 12 | | | | | |
| | | | | | | | 133 | 79 | 5 | 42 7/32 | 2 1/2 | | D9TZ 4602-BF | 100 | 35 | 42 | | | | | |
| | | | | | | | 138 | | 5 | 38 25/32 | 2 1/2 | | D9TZ 4602-BG | 100 | 35 | 42 | | | | | |
| | | | | | | | 155 | | 5 | 39 5/32 | 2 1/2 | | D9TZ 4602-BH | 100 | 35 | 42 | | | | | |
| | | G | 8 | 302 | F | All | 133 | 77 | 5 | 42 15/16 | 2 1/2 | 35 | | D3TZ 4602-U | 42 | 12 | 12 | | | | |
| | | | | | | | 133 | | 5 | 42 3/32 | 2 1/2 | 36 | | D7TZ 4602-AP | 99 | 12 | 12 | | | | |
| | | | | | | | 138 | | 5 | 40 13/16 | 2 1/2 | 35 | | D4TZ 4602-T | 42 | 12 | 12 | | | | |
| | | | | | | | 138 | | 5 | 38 29/32 | 2 1/2 | 36 | | D7TZ 4602-AS | 99 | 12 | 12 | | | | |
| | 155 | | | | | | | 5 | 40 9/32 | 2 1/2 | 35 | | D3TZ 4602-V | 42 | 12 | 12 | | | | | |
| | 155 | | | | | | | 5 | 39 7/16 | 2 1/2 | 36 | | D7TZ 4602-AR | 99 | 12 | 12 | | | | | |
| | 133 | | | | | | 78 | 5 | 42 3/32 | 2 1/2 | | | D7TZ 4602-AP | 99 | 12 | 12 | | | | | |
| | 138 | | | | | | | 5 | 38 29/32 | 2 1/2 | | | D7TZ 4602-AS | 99 | 12 | 12 | | | | | |
| | G | 8 | 351 | F | All | 155 | | 5 | 39 7/16 | 2 1/2 | | | D7TZ 4602-AR | 99 | 12 | 12 | | | | | |
| | | | | | | 133 | 77 | 5 | 42 15/16 | 2 1/2 | 35 | | D3TZ 4602-U | 42 | 12 | 12 | | | | | |
| | | | | | | 133 | | 5 | 42 3/32 | 2 1/2 | 36 | | D7TZ 4602-AP | 99 | 12 | 12 | | | | | |
| | | | | | | 138 | | 5 | 40 3/16 | 2 1/2 | 35 | | D4TZ 4602-T | 42 | 12 | 12 | | | | | |
| | | | | | | 138 | | 5 | 38 29/32 | 2 1/2 | 36 | | D7TZ 4602-AS | 99 | 12 | 12 | | | | | |
| | | | | | | 155 | | 5 | 40 25/64 | 2 1/2 | 31 | | D4TZ 4602-W | 42 | 27 | 27 | | | | | |
| | | | | | | 155 | | 5 | 40 9/32 | 2 1/2 | 32,35 | | D3TZ 4602-V | 42 | 12 | 12 | | | | | |
| | | | | | | 155 | | 5 | 39 7/16 | 2 1/2 | 36 | | D7TZ 4602-AR | 99 | 12 | 12 | | | | | |
| | | | | | | 133 | 78 | 5 | 42 3/32 | 2 1/2 | | | D7TZ 4602-AP | 99 | 12 | 12 | | | | | |
| | | | | | | 138 | | 5 | 38 29/32 | 2 1/2 | | | D7TZ 4602-AS | 99 | 12 | 12 | | | | | |
| | | | | | | 155 | | 5 | 39 7/16 | 2 1/2 | | | D7TZ 4602-AR | 99 | 12 | 12 | | | | | |
| | | | | | | 133 | 79 | 5 | 42 5/32 | 2 1/2 | | | D9TZ 4602-AB | 100 | 35 | 42 | | | | | |
| | | | | | | 138 | | 5 | 39 5/32 | 2 1/2 | | | D9TZ 4602-AC | 100 | 35 | 42 | | | | | |
| | | | | | | 155 | | 5 | 39 13/32 | 2 1/2 | | | D9TZ 4602-AD | 100 | 35 | 42 | | | | | |
| | | | | | | G | 8 | 360 | F | All | 133 | 75 | 5 | 42 15/16 | 2 1/2 | | | D3TZ 4602-U | 42 | 12 | 12 |
| | | | | | | | | | | | F w/3.00 ratio | 133 | 76 | 5 | 71 23/64 | 4 | 43 | | D6TZ 4602-A | 41 | 12 |
| | F w/3.50 ratio | 133 | | 5 | 42 15/16 | | | | | | 2 1/2 | 43 | | D3TZ 4602-U | 42 | 12 | 12 | | | | |
| | F All | 133 | | 5 | 42 15/16 | | | | | | 2 1/2 | 44 | | D3TZ 4602-U | 42 | 12 | 12 | | | | |
| | F All | 138 | 75/76 | 5 | 40 3/16 | | | | | | 2 1/2 | | | D4TZ 4602-T | 42 | 12 | 12 | | | | |
| | 155 | | 5 | 40 25/64 | 2 1/2 | | | | | | | | D4TZ 4602-W | 42 | 27 | 27 | | | | | |
| 133 | 75 | 5 | 42 5/8 | 3 | | | | | | | | D3TZ 4602-M | 65 | 35 | 35 | | | | | | |
| 138 | | 5 | 39 25/32 | 3 | | | | | | | | D4TZ 4602-AL | 65 | 27 | 27 | | | | | | |
| 155 | | 5 | 40 19/32 | 3 | | | D4TZ 4602-AM | 65 | 35 | 35 | | | | | | | | | | | |

F150 -- 4/W/D SERIES

| | | | | | | | | | | | | | | | | |
|---|---------|---|---|-----|---|-----|-----|----|---|----------|-------|---|-------------|----|----|----|
| 3 | Ford C6 | G | 8 | 360 | F | All | 116 | 76 | 4 | 26 31/64 | 2 1/2 | 8 | D4TZ 4602-M | 42 | ◆ | ◆ |
| | | | | | | | 116 | | 4 | 40 19/32 | 3 | 9 | D6TZ 4602-C | 60 | 12 | 12 |
| | | | | | | | 133 | | 4 | 26 31/64 | 2 1/2 | 8 | D4TZ 4602-M | 42 | ◆ | ◆ |
| | | | | | | | 133 | | 4 | 56 51/64 | 3 1/2 | 9 | D4TZ 4602-R | 60 | 12 | 12 |

NOTE 8 - Full time transfer case to front axle.

NOTE 9 - Full time transfer case to rear axle.

NOTE 31 - "Before Ser. Y20,001"

NOTE 32 - "From Ser. Y20,001"

NOTE 35 - "Before Ser. Z00,001"

NOTE 36 - "From Ser. Z00,001"

NOTE 43 - "Before Ser. A75,001"

NOTE 44 - "From Ser. A75,001"

◆ - Driveshaft uses (3) U-joints code 44.

1973/79
TRUCK SERIES 100/500

4602 SHAFT ASSY.-DRIVE

APPLICATION CHART

| S P E E D | TRANSMISSION | | ENGINE | | REAR AXLE | | WHEEL- BASE (INCHES) | YEAR | SIZE (INCHES) | | N O T E | PART NUMBER | CODE | | |
|-----------------------|--------------|------------------|--------------|-----------------------|--------------|-------|----------------------------|------|---------------|---|------------------|-------------|------------------|-----------------------------|-----------------------|
| | MODEL | T Y P E | C Y L. | C.I.D. OR MODEL | M F R. | MODEL | | | A | B | | | Y O K E | U- J O I N T | F R E A R |

NOTE: REFER TO PAGE 1 OF SECTION 46.1 FOR AN EXPLANATION OF THE CHART AND THE CODES SHOWN.

F150 -- 4/W/D SERIES -- Cont'd

| | | | | | | | | | | | | | | | | | | | | | |
|-----|---------|-----|----------|--------------|-------|--------------|--------------|----------|-------|----------|-------------|--------------|--------------|----|----------|-------|---|--------------|----|----|----|
| 3 | Ford C6 | G | 8 | 351,400 | F | All | 116 | 77 | 4 | 22 31/32 | 2 1/2 | 6 | D6TZ 4602-D | 42 | 12 | 12 | | | | | |
| | | | | | | | 116 | | 4 | 46 11/64 | 3 | 7,41 | D7TZ 4602-J | 86 | ◆ | ◆ | | | | | |
| | | | | | | | 116 | | 4 | 46 23/32 | 3 | 7,42 | D8TZ 4602-D | 98 | ◇ | 35 | | | | | |
| | | | | | | | 116 | | 4 | 26 31/64 | 2 1/2 | 8 | D4TZ 4602-M | 42 | ◆ | ◆ | | | | | |
| | | | | | | | 116 | | 4 | 40 19/32 | 3 | 9,41 | D6TZ 4602-C | 60 | 12 | 12 | | | | | |
| | | | | | | | 116 | | 4 | 40 7/16 | 3 | 9,42 | D7TZ 4602-BJ | 60 | 12 | 12 | | | | | |
| | | | | | | | 133 | | 4 | 22 31/32 | 2 1/2 | 6 | D6TZ 4602-D | 42 | 12 | 12 | | | | | |
| | | | | | | | 133 | | 4 | 46 3/8 | 3 | 7,41 | D3TZ 4602-Z | 60 | 12 | 12 | | | | | |
| | | | | | | | 133 | | 4 | 65 15/32 | 3 1/2 | 7,42 | D7TZ 4602-BK | 60 | 12 | 35 | | | | | |
| | | | | | | | 133 | | 4 | 26 31/64 | 2 1/2 | 8,41 | D4TZ 4602-M | 42 | ◆ | ◆ | | | | | |
| | | | | | | | 133 | | 4 | 56 51/64 | 3 1/2 | 9 | D4TZ 4602-R | 60 | 12 | 12 | | | | | |
| | | | | | | | 133 | | 4 | 56 5/8 | 3 1/2 | 9,42 | D7TZ 4602-BH | 60 | 12 | 35 | | | | | |
| | | | | | | | G | 8 | 351 | F | All | 116 | 78 | 4 | 23 11/32 | 2 1/2 | 6 | D8TZ 4602-AT | 42 | 12 | 12 |
| | | | | | | | | | | | | 116 | | 4 | 46 23/32 | 3 | 7 | D8TZ 4602-D | 98 | ◇ | 35 |
| | | | | | | | | | | | | 116 | | 4 | 25 13/16 | 2 1/2 | 8 | D8TZ 4602-S | 42 | ◇ | 12 |
| | 116 | | 4 | 40 7/16 | 3 | 9 | | | | | | D7TZ 4602-BJ | 60 | 12 | 12 | | | | | | |
| | 133 | | 4 | 23 11/32 | 2 1/2 | 6 | | | | | | D8TZ 4602-AT | 42 | 12 | 12 | | | | | | |
| | 133 | | 4 | 65 15/32 | 3 1/2 | 7 | | | | | | D7TZ 4602-BK | 60 | 12 | 35 | | | | | | |
| | 133 | | 4 | 25 13/16 | 2 1/2 | 8 | | | | | | D8TZ 4602-S | 42 | ◇ | 12 | | | | | | |
| | 133 | | 4 | 56 5/8 | 3 1/2 | 9 | | | | | | D7TZ 4602-BH | 60 | 12 | 35 | | | | | | |
| | 155 | | 4 | 23 13/16 | 2 1/2 | 6 | | | | | | D7TZ 4602-AJ | 65 | ⊕ | 35 | | | | | | |
| | 155 | | 4 | 59 19/32 | 3 | 7 | | | | | | D8TZ 4602-BR | 98 | 35 | 35 | | | | | | |
| | 155 | | 4 | 26 19/32 | 2 1/2 | 8 | | | | | | D7TZ 4602-AH | 65 | ⊕ | 35 | | | | | | |
| | 155 | | 4 | 59 19/32 | 3 | 9 | | | | | | D8TZ 4602-BR | 98 | 35 | 35 | | | | | | |
| | 116 | 79 | 4 | 23 13/32 | 2 1/2 | 6 | | | | | | D9TZ 4602-K | 108 | 35 | 35 | | | | | | |
| | 116 | | 4 | 46 21/32 | 3 | 7 | | | | | | D9TZ 4602-AN | 109 | \$ | 42 | | | | | | |
| | 116 | | 4 | 25 13/16 | 2 1/2 | 8 | | | | | | D9TZ 4602-U | 108 | \$ | 35 | | | | | | |
| | 116 | | 5 | 36 15/16 | 2 1/2 | 9 | | | | | | D9TZ 4602-AJ | 100 | 35 | 42 | | | | | | |
| | 133 | | 4 | 23 13/32 | 2 1/2 | 6 | | | | | | D9TZ 4602-K | 108 | 35 | 35 | | | | | | |
| | 133 | | 5 | 65 31/32 | 3 1/2 | 7 | | | | | | D9TZ 4602-AY | 98 | 35 | 42 | | | | | | |
| | 133 | | 4 | 25 13/16 | 2 1/2 | 8 | D9TZ 4602-U | 108 | \$ | 35 | | | | | | | | | | | |
| | 133 | | 4 | 57 1/8 | 3 1/2 | 9 | D9TZ 4602-AV | 109 | 35 | 42 | | | | | | | | | | | |
| | 155 | | 4 | 23 3/4 | 2 1/2 | 6 | D9TZ 4602-W | 108 | \$ | 35 | | | | | | | | | | | |
| 155 | | 4 | 59 19/32 | 3 | 7 | D9TZ 4602-AT | 109 | 35 | 42 | | | | | | | | | | | | |
| 155 | | 4 | 26 9/16 | 2 1/2 | 8 | D9TZ 4602-X | 108 | \$ | 35 | | | | | | | | | | | | |
| 155 | | 4 | 59 19/32 | 3 | 9 | D9TZ 4602-AT | 109 | 35 | 42 | | | | | | | | | | | | |
| G | 8 | 400 | F | w/3.00 ratio | 116 | 78 | 4 | 23 13/32 | 2 1/2 | 6 | D8TZ 4602-W | 65 | 35 | 35 | | | | | | | |
| | | | | | 116 | | 4 | 46 23/32 | 3 | 7 | D8TZ 4602-D | 98 | ◇ | 35 | | | | | | | |
| | | | | | 116 | | 4 | 25 3/8 | 2 1/2 | 8 | D8TZ 4602-U | 65 | ◇ | 35 | | | | | | | |
| | | | | | 116 | | 4 | 40 31/32 | 3 | 9 | D8TZ 4602-F | 98 | 35 | 35 | | | | | | | |

NOTE 6 - Exc. full time transfer case to front axle.

NOTE 7 - Exc. full time transfer case to rear axle.

NOTE 8 - Full time transfer case to front axle.

NOTE 9 - Full time transfer case to rear axle.

NOTE 41 - "Before Ser. Y80,001"

NOTE 42 - "From Ser. Y80,001"

◆ - Driveshaft uses (3) U-joints code 44.

◇ - Driveshaft uses (2) U-joints code 44.

⊕ - Driveshaft uses (2) U-joints code 12.

\$ - Driveshaft uses (2) U-joints code 35.

1973/79 TRUCK SERIES 100/500

| 4602 | | SHAFT ASSY.-DRIVE | | APPLICATION CHART | | | | | | | | | | | | |
|-----------------------|-----------------------|-------------------|------------------|-----------------------|--------------|-------|----------------------------|------|---------------|---|---------|------------------|------------------|------------------|----------------------------|--|
| S P E E D | TRANSMISSION MODEL | ENGINE | | | REAR AXLE | | WHEEL- BASE (INCHES) | YEAR | SIZE (INCHES) | | | N O T E | PART NUMBER ▲ | ▲ CODE | | |
| | | T Y P E | C Y L L | C.I.D. OR MODEL | M F R. | MODEL | | | A | B | U-JOINT | | | Y O K E | F R E N A R | |

NOTE: ▲ REFER TO PAGE 1 OF SECTION 46.1 FOR AN EXPLANATION OF THE CHART AND THE CODES SHOWN.

F150 -- 4/W/D SERIES -- Cont'd

| | | | | | | | | | | | | | | | | | |
|-----|---------|---------|----------|-------|-----|---|-------------------|----------|---------|----------|--------------|-------|--------------|--------------|----------|-------|----|
| 3 | Ford C6 | G | 8 | 400 | F | w/3.50,4.11 ratio | 116 | 78 | 4 | 23 11/32 | 2 1/2 | 6 | D8TZ 4602-AT | 42 | 12 | 12 | |
| | | | | | | | 116 | | 4 | 46 23/32 | 3 | 7 | D8TZ 4602-D | 98 | ◇ | 35 | |
| | | | | | | | 116 | | 4 | 25 13/16 | 2 1/2 | 8 | D8TZ 4602-S | 42 | ◇ | 12 | |
| | | | | | | | 116 | | 4 | 40 7/16 | 3 | 9 | D7TZ 4602-BJ | 60 | 12 | 12 | |
| | | | | | | F | w/3.00 ratio | 133 | 78 | 4 | 23 12/32 | 2 1/2 | 6 | D8TZ 4602-W | 65 | 35 | 35 |
| | | | | | | | | 133 | | 4 | 65 31/32 | 3 1/2 | 7 | D8TZ 4602-E | 98 | 35 | 35 |
| | | | | | | | | 133 | | 4 | 25 3/8 | 2 1/2 | 8 | D8TZ 4602-U | 65 | ◇ | 35 |
| | | | | | | F | w/3.50,4.11 ratio | 133 | 78 | 4 | 23 11/32 | 2 1/2 | 6 | D8TZ 4602-AT | 42 | 12 | 12 |
| | | | | | | | | 133 | | 4 | 65 15/32 | 3 1/2 | 7 | D7TZ 4602-BK | 60 | 12 | 35 |
| | | | | | | | | 133 | | 4 | 25 13/16 | 2 1/2 | 8 | D8TZ 4602-S | 42 | ◇ | 12 |
| | | | | | | F | All | 133 | | 4 | 56 5/8 | 3 1/2 | 9 | D7TZ 4602-BH | 60 | 12 | 35 |
| | | | | | | | | 155 | | 4 | 23 13/16 | 2 1/2 | 6 | D7TZ 4602-AJ | 65 | ⊕ | 35 |
| | | | | | 155 | | | | 4 | 59 19/32 | 3 | 7 | D8TZ 4602-BR | 98 | 35 | 35 | |
| | | | | | 155 | | | | 4 | 26 19/32 | 2 1/2 | 8 | D7TZ 4602-AH | 65 | ⊕ | 35 | |
| | | | | | 155 | | | | 4 | 59 19/32 | 3 | 9 | D8TZ 4602-BR | 98 | 35 | 35 | |
| | | | | | 116 | | | 79 | 4 | 23 13/32 | 2 1/2 | 6 | D9TZ 4602-K | 108 | 35 | 35 | |
| | | | | | 116 | | | | 4 | 46 21/32 | 3 | 7 | D9TZ 4602-AN | 109 | \$ | 42 | |
| | | | | | 116 | | | | 4 | 25 13/16 | 2 1/2 | 8 | D9TZ 4602-U | 108 | \$ | 35 | |
| | | | | | 116 | | | | 4 | 36 15/16 | 2 1/2 | 9 | D9TZ 4602-AJ | 100 | 35 | 42 | |
| | | | | | 133 | | | | 4 | 23 13/32 | 2 1/2 | 6 | D9TZ 4602-K | 108 | 35 | 35 | |
| | | | | | 133 | | | | 4 | 65 31/32 | 3 1/2 | 7 | D9TZ 4602-AY | 98 | 35 | 42 | |
| | | | | | 133 | | | | 4 | 25 13/16 | 2 1/2 | 8 | D9TZ 4602-U | 108 | \$ | 35 | |
| | | | | | 133 | | | | 4 | 57 1/8 | 3 1/2 | 9 | D9TZ 4602-AV | 109 | 35 | 42 | |
| | | | | | 155 | | 4 | 23 3/4 | 2 1/2 | 6 | D9TZ 4602-W | 108 | \$ | 35 | | | |
| | | | | | 155 | | 4 | 59 19/32 | 3 | 7 | D9TZ 4602-AT | 109 | 35 | 42 | | | |
| | | | | | 155 | | 4 | 26 9/16 | 2 1/2 | 8 | D9TZ 4602-X | 108 | \$ | 35 | | | |
| | | | | | 155 | | 4 | 59 19/32 | 3 | 9 | D9TZ 4602-AT | 109 | 35 | 42 | | | |
| | | | | | 4 | New Process 435 -- 2-speed transfer case Warner T-18 | G | 8 | 300,351 | F | All | 116 | 77 | 4 | 22 31/32 | 2 1/2 | 6 |
| 116 | | 4 | 46 11/64 | 3 | | | | | | | | 7,41 | D7TZ 4602-J | 86 | ◆ | ◆ | |
| 116 | | 4 | 46 23/32 | 3 | | | | | | | | 7,42 | D8TZ 4602-D | 98 | ◇ | 35 | |
| 133 | | 4 | 22 31/32 | 2 1/2 | | | | | | | | 6 | D6TZ 4602-D | 42 | 12 | 12 | |
| 133 | | 4 | 46 3/8 | 3 | | | | | | | | 7,41 | D3TZ 4602-Z | 60 | 12 | 12 | |
| 133 | | 4 | 65 15/32 | 3 1/2 | | | | | | | | 7,42 | D7TZ 4602-BK | 60 | 12 | 35 | |
| G | 6,8 | 300,360 | F | All | | | 116 | 76 | 4 | 22 31/32 | 2 1/2 | 6 | D6TZ 4602-D | 42 | 12 | 12 | |
| | | | | | | | 116 | | 4 | 46 43/64 | 3 | 7 | D6TZ 4602-E | 86 | ◆ | ◆ | |
| | | | | | | | 133 | | 4 | 22 31/32 | 2 1/2 | 6 | C7TZ 4602-B | 42 | 12 | 12 | |
| | | | | | | | 133 | | 4 | 46 3/8 | 3 | 7 | D3TZ 4602-Z | 60 | 12 | 12 | |

- NOTE 6 - Exc. full time transfer case to front axle.
- NOTE 7 - Exc. full time transfer case to rear axle.
- NOTE 8 - Full time transfer case to front axle.
- NOTE 9 - Full time transfer case to rear axle.
- NOTE 41 - "Before Ser. Y80,001"
- NOTE 42 - "From Ser. Y80,001"
- ◆ - Driveshaft uses (3) U-joints code 44.
- ◇ - Driveshaft uses (2) U-joints code 44.
- ⊕ - Driveshaft uses (2) U-joints code 12.
- \$ - Driveshaft uses (2) U-joints code 35.

1973/79
TRUCK SERIES 100/500

4602 SHAFT ASSY.-DRIVE

APPLICATION CHART

| TRANSMISSION | | ENGINE | | | REAR AXLE | | SIZE (INCHES) | | | | | CODE | | | |
|-----------------------|-------|------------------|--------------|-----------------------|--------------|-------|----------------------------|------|------------------|---|---|------------------|------------------|------------------|---------------------------------------|
| S P E E D | MODEL | T Y P E | C Y L. | C.I.D. OR MODEL | M F R. | MODEL | WHEEL- BASE (INCHES) | YEAR | T Y P E | A | B | N O T E | PART NUMBER ▲ | ▲ | CODE |
| | | | | | | | | | | | | | | Y O K E | U-JOINT F R E N A R |

NOTE: ▲ REFER TO PAGE 1 OF SECTION 46.1 FOR AN EXPLANATION OF THE CHART AND THE CODES SHOWN.

F150 -- 4/W/D SERIES -- Cont'd

| | | | | | | | | | | | | | | | | |
|-----|---|-----|----------|----------|------------------|-------------|--------------|--------------|----------|----------|--------------|--------------|--------------|-----|----|----|
| 4 | New Process 435 -- 2-speed transfer case Warner T-18 | G | 6 | 300 | F | All | 116 | 78 | 4 | 23 11/32 | 2 1/2 | 6 | D8TZ 4602-AT | 42 | 12 | 12 |
| | | | | | | | 116 | | 4 | 46 23/32 | 3 | 7 | D8TZ 4602-D | 98 | ◇ | 35 |
| | | | | | | | 133 | | 4 | 23 11/32 | 2 1/2 | 6 | D8TZ 4602-AT | 42 | 12 | 12 |
| | | | | | | | 133 | | 4 | 65 15/32 | 3 1/2 | 7 | D7TZ 4602-BK | 60 | 12 | 25 |
| | | | | | | | 116 | 79 | 4 | 23 13/32 | 2 1/2 | 6 | D9TZ 4602-K | 108 | 35 | 35 |
| | | | | | | | 116 | | 4 | 46 21/32 | 3 | 7 | D9TZ 4602-AN | 109 | \$ | 42 |
| | | | | | | | 133 | | 4 | 23 13/32 | 2 1/2 | 6 | D9TZ 4602-K | 108 | 35 | 35 |
| | | 133 | | 4 | 65 31/32 | 3 1/2 | 7 | D9TZ 4602-AY | 98 | 35 | 42 | | | | | |
| | | G | 8 | 351 | F | All | 116 | 78 | 4 | 23 11/32 | 2 1/2 | 6 | D8TZ 4602-AT | 42 | 12 | 12 |
| | | | | | | | 116 | | 4 | 46 23/32 | 3 | 7 | D8TZ 4602-D | 98 | ◇ | 35 |
| | | | | | | | 133 | | 4 | 23 11/32 | 2 1/2 | 6 | D8TZ 4602-AT | 42 | 12 | 12 |
| | | | | | | | 133 | | 4 | 15 15/32 | 3 1/2 | 7 | D7TZ 4602-BK | 60 | 12 | 35 |
| | | | | | | | 155 | | 4 | 20 7/8 | 2 1/2 | 6 | D7TZ 4602-AG | 65 | ⊕ | 35 |
| | | | | | | | 155 | | 4 | 59 19/32 | 3 | 7 | D8TZ 4602-BR | 98 | 35 | 35 |
| | 116 | | | | | | 79 | 4 | 23 13/32 | 2 1/2 | 6 | D9TZ 4602-K | 108 | 35 | 35 | |
| | G | 8 | 400 | F | w/3.00 ratio | 116 | 78 | 4 | 23 13/32 | 2 1/2 | 6 | D8TZ 4602-W | 65 | 35 | 35 | |
| | | | | | 116 | | 4 | 46 23/32 | 3 | 7 | D8TZ 4602-D | 98 | ◇ | 35 | | |
| | | | | F | w/3.50,411 ratio | 116 | | 4 | 23 11/32 | 2 1/2 | 6 | D8TZ 4602-AT | 42 | 12 | 12 | |
| | | | | | 116 | | 4 | 46 23/32 | 3 | 7 | D8TZ 4602-D | 98 | ◇ | 35 | | |
| | | | | F | w/3.00 ratio | 133 | | 4 | 23 13/32 | 2 1/2 | 6 | D8TZ 4602-W | 65 | 35 | 35 | |
| | | | | | 133 | | 4 | 65 31/32 | 3 1/2 | 7 | D8TZ 4602-E | 98 | 35 | 35 | | |
| | | | | F | w/3.50,411 ratio | 133 | | 4 | 23 11/32 | 2 1/2 | 6 | D8TZ 4602-AT | 42 | 12 | 12 | |
| | | | | | 133 | | 4 | 65 15/32 | 3 1/2 | 7 | D7TZ 4602-BK | 60 | 12 | 35 | | |
| | | | | F | All | 155 | | 4 | 20 7/8 | 2 1/2 | 6 | D7TZ 4602-AG | 65 | ⊕ | 35 | |
| | | | | | | 155 | | 4 | 58 17/32 | 3 | 7 | D8TZ 4602-BR | 98 | 35 | 35 | |
| | | | | | | 116 | 79 | 4 | 23 13/32 | 2 1/2 | 6 | D9TZ 4602-K | 108 | 35 | 35 | |
| | | | | | | 116 | | 4 | 46 21/32 | 3 | 7 | D9TZ 4602-AN | 109 | \$ | 42 | |
| | | | | | | 133 | | 4 | 23 13/32 | 2 1/2 | 6 | D9TZ 4602-K | 108 | 35 | 35 | |
| 133 | | | | | | | 4 | 65 31/32 | 3 1/2 | 7 | D9TZ 4602-AY | 98 | 35 | 42 | | |
| 155 | | 4 | 20 13/16 | 2 1/2 | 6 | D9TZ 4602-V | 108 | \$ | 35 | | | | | | | |
| | 155 | | 4 | 59 19/32 | 3 | 7 | D9TZ 4602-AT | 109 | 35 | 42 | | | | | | |

F250 -- 2/W/D SERIES

| | | | | | | | | | | | | | | | | |
|---|---------|---|---|-----|---|----|-----|-------|---|----------|-------|----|--------------|----|----|----|
| 3 | Ford C4 | G | 6 | 300 | D | 60 | 133 | 73/77 | 5 | 40 9/32 | 2 1/2 | 35 | D3TZ 4602-V | 42 | 12 | 12 |
| | | | | | | | 133 | 77 | 5 | 39 7/16 | 2 1/2 | 36 | D7TZ 4602-AR | 99 | 12 | 12 |
| | | | | | | | 138 | 74/77 | 5 | 36 13/16 | 2 1/2 | 35 | D4TZ 4602-U | 42 | 12 | 12 |
| | | | | | | | 138 | 77 | 5 | 35 31/32 | 2 1/2 | 36 | D7TZ 4602-AN | 99 | 12 | 12 |
| | | | | | | | 150 | 74/77 | 2 | 56 31/32 | 3 1/2 | 35 | D3TZ 4602-AG | 42 | 12 | 12 |
| | | | | | | | 150 | 77 | 5 | 55 39/64 | 3 1/2 | 36 | D7TZ 4602-BD | 99 | 12 | 12 |
| | | | | | | | 155 | 74/77 | 5 | 37 23/32 | 2 1/2 | 35 | D4TZ 4602-Y | 42 | 27 | 27 |
| | | | | | | | 155 | 77 | 5 | 36 7/8 | 2 1/2 | 36 | D7TZ 4602-AM | 99 | 12 | 12 |

NOTE 6 - Exc. full time transfer case to front axle.

NOTE 7 - Exc. full time transfer case to rear axle.

NOTE 35 - "Before Ser. Z00,001"

NOTE 36 - "From Ser. Z00,001"

◇ - Driveshaft uses (2) U-joints code 44.

⊕ - Driveshaft uses (2) U-joints code 12.

\$ - Driveshaft uses (2) U-joints code 35.

1973/79 TRUCK SERIES 100/500

SECTION 46.2 23

| 4602 | | SHAFT ASSY.-DRIVE | | APPLICATION CHART | | | | | | | | | | | | |
|-----------------------|--------------|-------------------|--------------|-----------------------|--------------|-------|------------------------|------|------------------|---------------|---|------------------|------------------|--------|---------|-----------------------|
| S P E E D | TRANSMISSION | ENGINE | | | REAL AXLE | | WHEEL-BASE (INCHES) | YEAR | T Y P E | SIZE (INCHES) | | N O T E | PART NUMBER ▲ | ▲ CODE | | |
| | | T Y P E | C Y L. | C.I.D. OR MODEL | M F R. | MODEL | | | | A | B | | | Y | U-JOINT | F R E A R |

NOTE: ▲ REFER TO PAGE 1 OF SECTION 46.1 FOR AN EXPLANATION OF THE CHART AND THE CODES SHOWN.

| F250 -- 2/W/D SERIES -- Cont'd | | | | | | | | | | | | | | | | | | | | | |
|--------------------------------|---------|--------------------------|-----|-------|----------|--------------------------|-------|----------|--------------|--------------------------|-------|---------------------------------|--------------|--------------|-------|---------------------------------|--------------|-------------|----|----|----|
| 3 | Ford C6 | G | 6 | 300 | D | 60 -- w/3.31, 3.73 ratio | 133 | 78 | 5 | 65 2/3 | 3 1/2 | | D7TZ 4602-D | 97 | 12 | 12 | | | | | |
| | | | | | | 60 -- w/4.10 ratio | 133 | | 5 | 39 7/16 | 2 1/2 | | D7TZ 4602-AR | 99 | 12 | 12 | | | | | |
| | | | | | | 60 | 138 | | 5 | 35 31/32 | 2 1/2 | | D7TZ 4602-AN | 99 | 12 | 12 | | | | | |
| | | | | | | | 150 | | 5 | 55 39/64 | 3 1/2 | | D7TZ 4602-BD | 92 | 12 | 12 | | | | | |
| | | | | | | | 155 | | 5 | 36 7/8 | 2 1/2 | | D7TZ 4602-AM | 99 | 12 | 12 | | | | | |
| | | | | | | | 133 | 79 | 5 | 65 7/16 | 3 1/2 | | D9TZ 4602-AX | 96 | 35 | 42 | | | | | |
| | | | | | | | 150 | | 5 | 55 15/32 | 3 1/2 | | D7TZ 4602-BE | 107 | 9 | 9 | | | | | |
| | | | | | | G | 8 | 351 | D | 60 -- w/3.31 ratio | 133 | 77 | 5 | 65 2/3 | 3 1/2 | | | D7TZ 4602-D | 97 | 12 | 12 |
| | | | | | | | | | | 60 -- w/3.73, 4.10 ratio | 133 | | 5 | 40 9/32 | 2 1/2 | 33 | D3TZ 4602-V | 42 | 12 | 12 | |
| | | | | | | | | | | w/3.73, 4.10 ratio | 133 | | 4 | 42 5/16 | 2 1/2 | 34 | D7TZ 4602-V | 86 | 12 | 12 | |
| | | | | | | | | | | All | 138 | | 5 | 36 13/16 | 2 1/2 | 35 | D4TZ 4602-U | 42 | 12 | 12 | |
| | | | | | | | | | | | 138 | | 5 | 35 31/32 | 2 1/2 | 36 | D7TZ 4602-AN | 99 | 12 | 12 | |
| | | | | | | | | | | | 150 | | 2 | 56 31/32 | 3 1/2 | 35 | D3TZ 4602-AG | 42 | 12 | 12 | |
| | | | | | | | | | | | 150 | | 5 | 55 39/64 | 3 1/2 | 36 | D7TZ 4602-BD | 99 | 12 | 12 | |
| | | | | | | | | | | | 155 | | 5 | 37 23/32 | 2 1/2 | 35 | D4TZ 4602-Y | 42 | 27 | 27 | |
| | | 155 | | 5 | 36 7/8 | | | | | 2 1/2 | 36 | D7TZ 4602-AM | 99 | 12 | 12 | | | | | | |
| | | 60 -- w/3.31 ratio | 133 | 78 | 5 | | | | | 65 2/3 | 3 1/2 | | D7TZ 4602-D | 97 | 12 | 12 | | | | | |
| | | 60 -- w/3.73, 4.10 ratio | 133 | | 4 | | | | | 42 5/16 | 2 1/2 | | D7TZ 4602-V | 86 | 12 | 12 | | | | | |
| | | 60 | 138 | | 5 | | | | | 35 31/32 | 2 1/2 | | D7TZ 4602-AN | 99 | 12 | 12 | | | | | |
| | | 60 | 150 | | 5 | | | | | 55 15/32 | 3 1/2 | | D7TZ 4602-BE | 107 | 9 | 9 | | | | | |
| | | 60 | 155 | | 5 | | | | | 36 7/8 | 2 1/2 | | D7TZ 4602-AM | 99 | 12 | 12 | | | | | |
| | | w/3.07 ratio | 133 | 79 | 5 | | | | | 65 3/8 | 3 1/2 | | D9TZ 4602-L | 96 | 35 | 9 | | | | | |
| | | w/3.54 ratio | 133 | | 4 | 35 11/16 | 2 1/2 | | D9TZ 4602-M | 109 | 35 | 9 | | | | | | | | | |
| | | w/3.73 ratio | 133 | | 4 | 42 5/16 | 2 1/2 | | D9TZ 4602-AR | 109 | 35 | 42 | | | | | | | | | |
| | | w/3.07, 3.54 ratio | 138 | | 5 | 35 59/64 | 2 1/2 | | D9TZ 4602-P | 100 | 35 | 9 | | | | | | | | | |
| | | w/3.73 ratio | 138 | | 5 | 36 7/32 | 2 1/2 | | D9TZ 4602-AG | 100 | 35 | 42 | | | | | | | | | |
| | | 150 | | 5 | 55 15/32 | 3 1/2 | | | D7TZ 4602-BE | 107 | 9 | 9 | | | | | | | | | |
| | | 60 | 155 | | 5 | 36 15/16 | 2 1/2 | | D9TZ 4602-AJ | 100 | 35 | 42 | | | | | | | | | |
| | | G | 8 | 360 | D | 60 | 133 | 73/75 | 5 | 40 9/32 | 2 1/2 | 25 | | D3TZ 4602-V | 42 | 12 | 12 | | | | |
| | | | | | | 60 -- w/3.31 ratio | 133 | 75/76 | 5 | 65 7/16 | 3 3/4 | 26 | | D5TZ 4602-D | 92 | 12 | 12 | | | | |
| | | | | | | 60 -- w/3.73, 4.10 ratio | 133 | 75/76 | 5 | 40 9/32 | 2 1/2 | 25 | | D3TZ 4602-V | 42 | 12 | 12 | | | | |
| | | | | | | 60 | 138 | 74/76 | 5 | 36 13/16 | 2 1/2 | | | D4TZ 4602-U | 42 | 12 | 12 | | | | |
| | | | | | | | 140 | 74/75 | 5 | 46 5/8 | 2 1/2 | | | D3TZ 4602-D | 42 | 12 | 12 | | | | |
| | | | | | | | 150 | 74/76 | 2 | 56 31/32 | 3 1/2 | | | D3TZ 4602-AG | 42 | 12 | 12 | | | | |
| | | | | | | | 155 | | 5 | 37 23/32 | 2 1/2 | | | D4TZ 4602-Y | 42 | 12 | 12 | | | | |
| G | 8 | | | | | 390 | D | 60 | 133 | 73 | 5 | 39 21/32 | 3 | 25 | | D3TZ 4602-K | 65 | 35 | 35 | | |
| | | | | | | | | | 133 | 74 | 5 | 40 | 3 | 25 | | D4TZ 4602-A | 87 | 9 | 9 | | |
| | | | | | | | | | 133 | | 5 | 65 17/64 | 4 | 26 | | ★ D5TZ 4602-E /b D7TZ 4602-H | 93 | 9 | 9 | | |
| | | 60 -- w/3.07 ratio | 133 | 75/76 | 5 | | | 65 17/64 | 4 | 26 | | ★ D5TZ 4602-E /b D7TZ 4602-H | 93 | 9 | 9 | | | | | | |

NOTE 25 - 2 piece D/Line-use with coupling shaft.
 NOTE 26 - 1 piece D/Line-use w/o coupling shaft.
 NOTE 33 - "Before Ser. Y40,001"
 NOTE 34 - "From Ser. Y40,001"
 NOTE 35 - "Before Ser. Z00,001"
 NOTE 36 - "From Ser. Z00,001"

1973/79
TRUCK SERIES 100/500

| 4602 | | SHAFT ASSY.-DRIVE | | APPLICATION CHART | | | | | | | | | | |
|-----------------------|-------|-------------------|--------------|-----------------------|--------------|-------|----------------------------|------|------------------|------------------|------------------|------|---|---------------------------------|
| TRANSMISSION | | ENGINE | | | REAR AXLE | | SIZE (INCHES) | | | N O T E | PART NUMBER ▲ | CODE | | |
| S P E E D | MODEL | T Y P E | C Y L. | C.I.D. OR MODEL | M F R. | MODEL | WHEEL- BASE (INCHES) | YEAR | T Y P E | | | A | B | Y O F R E A R |

NOTE: ▲ REFER TO PAGE 1 OF SECTION 46.1 FOR AN EXPLANATION OF THE CHART AND THE CODES SHOWN.

F250 -- 2/W/D SERIES -- Cont'd

| | | | | | | | | | | | | | | | | | | | | | |
|---|--------------------------|-----|--------------------|-----|---------|--------------------------|----------|-------------------|-----|--------------------------|--------------------|---------|--------------|--------------|-------------|--------------|--------------|-------------|----|----|---|
| 3 | Ford C6 | G | 8 | 390 | D | 60 -- w/3.54, 3.73 ratio | 133 | 75/76 | 5 | 40 | 3 | 25 | D4TZ 4602-A | 87 | 9 | 9 | | | | | |
| | | | | | | 60 | 138 | 74 | 5 | 36 3/8 | 3 | | D4TZ 4602-V | 87 | 9 | 9 | | | | | |
| | | | | | | | 138 | 75 | 5 | 36 13/16 | 2 1/2 | | D4TZ 4602-U | 42 | 12 | 12 | | | | | |
| | | | | | | | 138 | 76 | 5 | 36 3/8 | 3 | | D4TZ 4602-V | 87 | 9 | 9 | | | | | |
| | | | | | | | 140 | 74/75 | 5 | 46 3/32 | 3 | | D4TZ 4602-B | 87 | 9 | 9 | | | | | |
| | | | | | | | 150 | 74/76 | 2 | 59 31/32 | 3 1/2 | | D4TZ 4602-AH | 60 | 12 | 12 | | | | | |
| | | | | | | | 155 | | 5 | 37 1/8 | 3 | | D4TZ 4602-AK | 87 | 9 | 9 | | | | | |
| | | | | | | G | 8 | 400 | D | 60 -- w/3.07 ratio | 133 | 77 | 5 | 65 9/32 | 3 1/2 | | | D7TZ 4602-H | 93 | 9 | 9 |
| | | | | | | | | | | 60 -- w/3.54, 3.73 ratio | 133 | | 5 | 40 | 3 | 33 | D4TZ 4602-A | 87 | 9 | 9 | |
| | | | | | | | | | | 60 -- w/3.54, 4.10 ratio | 133 | | 4 | 42 3/16 | 3 | 34,35 | D7TZ 4602-W | 98 | 35 | 9 | |
| | | | | | | | | | | 60 | 133 | | 4 | 42 3/16 | 3 | 36 | D7TZ 4602-W | 98 | 35 | 9 | |
| | | | | | | | | | | | 138 | | 5 | 37 33/64 | 3 | 35 | D4TZ 4602-V | 87 | 9 | 9 | |
| | | | | | | | | | | | 138 | | 5 | 35 35/64 | 3 | 36 | D7TZ 4602-AW | 107 | 9 | 9 | |
| | | | | | | | | | | 60 | 150 | | 2 | 59 31/32 | 3 1/2 | 35 | D4TZ 4602-AH | 60 | 12 | 12 | |
| | | | | | | | | | | | 150 | | 5 | 55 15/32 | 3 1/2 | 36 | D7TZ 4602-BE | 107 | 9 | 9 | |
| | | | | | | | | | | | 155 | | 5 | 38 5/16 | 3 | 35 | D4TZ 4602-AK | 87 | 9 | 9 | |
| | | | | | | | | | | 155 | | 5 | 36 19/64 | 3 | 36 | D7TZ 4602-AX | 107 | 9 | 9 | | |
| | | | | | | | | | | D | w/3.54, 4.10 ratio | 133 | 78 | 4 | 42 3/16 | 3 | | D7TZ 4602-W | 98 | 35 | 9 |
| | | 133 | | 5 | 65 9/32 | | | | | | | 3 1/2 | | D7TZ 4602-H | 93 | 9 | 9 | | | | |
| | | D | w/3.07 ratio | 138 | | | | | | 5 | 35 35/64 | 3 | | D7TZ 4602-AW | 107 | 9 | 9 | | | | |
| | | | | 150 | | | | | | 5 | 55 15/32 | 3 1/2 | | D7TZ 4602-BE | 107 | 9 | 9 | | | | |
| | | | | 155 | | | | | | 5 | 36 19/64 | 3 | | D7TZ 4602-AX | 107 | 9 | 9 | | | | |
| | | | | 133 | 79 | | | | | 5 | 65 9/32 | 3 1/2 | | D7TZ 4602-H | 93 | 9 | 9 | | | | |
| | | D | w/3.54 ratio | 133 | | | | | | 4 | 42 3/16 | 2 1/2 | | D9TZ 4602-M | 109 | 35 | 9 | | | | |
| | | D | w/3.73 ratio | 133 | | | | | | 4 | 42 5/16 | 2 1/2 | | D9TZ 4602-AR | 109 | 35 | 42 | | | | |
| | | D | w/3.07, 3.54 ratio | 138 | | 5 | 35 35/64 | 3 | | D7TZ 4602-AW | 107 | 9 | 9 | | | | | | | | |
| | | D | w/3.73 ratio | 138 | | 5 | 35 11/16 | 2 1/2 | | D9TZ 4602-AH | 100 | 35 | 42 | | | | | | | | |
| | | D | 60 | 150 | | 5 | 55 15/32 | 3 1/2 | | D7TZ 4602-BE | 107 | 9 | 9 | | | | | | | | |
| | | D | w/3.07, 3.54 ratio | 155 | | 5 | 36 19/64 | 3 | | D7TZ 4602-AX | 107 | 9 | 9 | | | | | | | | |
| | | D | w/3.73 ratio | 155 | | 5 | 36 15/16 | 2 1/2 | | D9TZ 4602-AJ | 100 | 35 | 42 | | | | | | | | |
| | | G | 8 | 460 | D | 60 | 133 | 76/77 | 5 | 40 | 3 | 33 | | D4TZ 4602-A | 87 | 9 | 9 | | | | |
| | | | | | | | 133 | 77 | 4 | 42 3/16 | 3 | 34,35 | D7TZ 4602-W | 98 | 35 | 9 | | | | | |
| | | | | | | | 133 | | 4 | 42 3/16 | 3 | 36 | D7TZ 4602-W | 98 | 35 | 9 | | | | | |
| | | | | | | | 138 | 74/77 | 5 | 37 33/64 | 3 | 35 | D4TZ 4602-V | 87 | 9 | 9 | | | | | |
| | | | | | | | 138 | | 5 | 35 35/64 | 3 | 36 | D7TZ 4602-AW | 107 | 9 | 9 | | | | | |
| | | | | | | | 140 | 74/75 | 5 | 46 3/32 | 3 | | D4TZ 4602-B | 87 | 9 | 9 | | | | | |
| | | | | | | | 150 | 74/77 | 2 | 59 31/32 | 3 1/2 | 35 | D4TZ 4602-AH | 60 | 12 | 12 | | | | | |
| | | | | | | | 150 | 77 | 5 | 55 15/32 | 3 1/2 | 36 | D7TZ 4602-BE | 107 | 9 | 9 | | | | | |
| | | | | | | | 155 | | 5 | 37 1/8 | 3 | 35 | D4TZ 4602-AK | 87 | 9 | 9 | | | | | |
| | | | | | | | 155 | | 5 | 36 19/64 | 3 | 36 | D7TZ 4602-AX | 107 | 9 | 9 | | | | | |
| | | | | | | | 133 | 78 | 4 | 42 3/16 | 3 | 25 | D7TZ 4602-W | 98 | 35 | 9 | | | | | |
| | | | | | | | D | 6 -- w/3.07 ratio | 133 | 78 | 5 | 65 9/32 | 3 1/2 | 26 | D7TZ 4602-H | 93 | 9 | 9 | | | |
| D | 60 -- w/3.54, 4.10 ratio | | | | | | 133 | 79 | 4 | 42 3/16 | 2 1/2 | | D9TZ 4602-M | 109 | 35 | 9 | | | | | |

NOTE 25 - 2 piece D/Line-use with coupling shaft.

NOTE 26 - 1 piece D/Line-use w/o coupling shaft.

NOTE 33 - "Before Ser. Y40,001"

NOTE 34 - "From Ser. Y40,001"

NOTE 35 - "Before Ser. Z00,001"

NOTE 36 - "From Ser. Z00,001"

1973/79
TRUCK SERIES 100/500

| 4602 | | SHAFT ASSY.-DRIVE | | | | | | | | | | APPLICATION CHART | | | | |
|--|--------------|-------------------|--------------|-----------------------|--------------|-----------------------|------------------------|-------|---------------|----------|------------------|-------------------|------------------|-----------------------------|-----------------------|----|
| S P E E D | TRANSMISSION | ENGINE | | | REAR AXLE | | WHEEL-BASE (INCHES) | YEAR | SIZE (INCHES) | | N O T E | PART NUMBER ▲ | ▲ CODE | | | |
| | | T Y P E | C Y L. | C.I.D. OR MODEL | M F R. | M O D E L | | | A | B | | | Y O K E | U- J O I N T | F R E A R | |
| NOTE: REFER TO PAGE 1 OF SECTION 46.1 FOR AN EXPLANATION OF THE CHART AND THE CODES SHOWN. | | | | | | | | | | | | | | | | |
| F250 -- 2/W/D SERIES -- Cont'd | | | | | | | | | | | | | | | | |
| 3 | Ford C6 | G | 8 | 460 | D | 60 | 138 | 78/ | 5 | 35 35/64 | 3 | | D7TZ 4602-AW | 107 | 9 | 9 |
| | | | | | | | 150 | | 5 | 55 15/32 | 3 1/2 | | D7TZ 4602-BE | 107 | 9 | 9 |
| | | | | | | | 155 | | 5 | 36 19/64 | 3 | | D7TZ 4602-AX | 107 | 9 | 9 |
| 3 | Ford M/D | G | 6, 8 | 300, 351, 360 | D | 60 | 133 | 73/77 | 5 | 40 9/32 | 2 1/2 | 35 | D3TZ 4602-V | 42 | 12 | 12 |
| | | | | | | | 133 | 77 | 5 | 39 7/16 | 2 1/2 | 36 | D7TZ 4602-AR | 99 | 12 | 12 |
| | | | | | | | 138 | 74/77 | 5 | 36 13/16 | 2 1/2 | 35 | D4TZ 4602-U | 42 | 12 | 12 |
| | | | | | | | 138 | 77 | 5 | 35 31/32 | 2 1/2 | 36 | D7TZ 4602-AN | 99 | 12 | 12 |
| | | | | | | | 150 | 74/77 | 2 | 56 31/32 | 3 1/2 | 35 | D3TZ 4602-AG | 42 | 12 | 12 |
| | | | | | | | 150 | 77 | 5 | 55 39/64 | 3 1/2 | 36 | D7TZ 4602-BD | 99 | 12 | 12 |
| | | | | | | | 155 | 74/77 | 5 | 37 23/32 | 2 1/2 | 35 | D4TZ 4602-Y | 42 | 27 | 27 |
| | | | | | | | 155 | 77 | 5 | 36 7/8 | 2 1/2 | 36 | D7TZ 4602-AM | 99 | 12 | 12 |
| | | | | | | | 133 | 78 | 5 | 39 7/16 | 2 1/2 | | D7TZ 4602-AR | 99 | 12 | 12 |
| | | | | | | | 138 | | 5 | 35 31/32 | 2 1/2 | | D7TZ 4602-AN | 99 | 12 | 12 |
| | | | | | | | 150 | | 5 | 55 39/64 | 3 1/2 | | D7TZ 4602-BD | 99 | 12 | 12 |
| | | | | | | | 155 | | 5 | 36 7/8 | 2 1/2 | | D7TZ 4602-AM | 99 | 12 | 12 |
| | | | | | | | 133 | 79 | 5 | 39 7/8 | 2 1/2 | | D9TZ 4602-N | 100 | 35 | 9 |
| | | | | | | | 138 | | 5 | 35 59/64 | 2 1/2 | | D9TZ 4602-P | 100 | 35 | 9 |
| | | | | | | | 150 | | 5 | 55 15/32 | 3 1/2 | | D7TZ 4602-BE | 107 | 9 | 9 |
| | | | | | | | 155 | | 5 | 36 53/64 | 2 1/2 | | D9TZ 4602-S | 100 | 35 | 9 |
| 4 | Ford O/D | G | 6 | 300 | D | 60 | 133 | 78 | 5 | 39 7/16 | 2 1/2 | | D7TZ 4602-AR | 99 | 12 | 12 |
| | | | | | | | 138 | | 5 | 35 31/32 | 2 1/2 | | D7TZ 4602-AN | 99 | 12 | 12 |
| | | | | | | | 150 | | 5 | 55 39/64 | 3 1/2 | | D7TZ 4602-BD | 99 | 12 | 12 |
| | | | | | | | 155 | | 5 | 36 7/8 | 2 1/2 | | D7TZ 4602-AM | 99 | 12 | 12 |
| | | | | | | | 133 | 79 | 5 | 39 3/8 | 2 1/2 | | D9TZ 4602-N | 100 | 35 | 9 |
| | | | | | | | 138 | | 5 | 35 59/64 | 2 1/2 | | D9TZ 4602-P | 100 | 35 | 9 |
| | | | | | | | 150 | | 5 | 55 15/32 | 3 1/2 | | D7TZ 4602-BE | 107 | 9 | 9 |
| | | | | | | | 155 | | 5 | 36 53/64 | 2 1/2 | | D9TZ 4602-S | 100 | 35 | 9 |
| | | G | 8 | 351 | D | All | 133 | 79 | 5 | 39 3/8 | 2 1/2 | | D9TZ 4602-N | 100 | 35 | 9 |
| | | | | | | | 138 | | 5 | 35 59/64 | 2 1/2 | | D9TZ 4602-P | 100 | 35 | 9 |
| | | | | | | | 150 | | 5 | 55 15/32 | 3 1/2 | | D7TZ 4602-BE | 107 | 9 | 9 |
| | | | | | | | 155 | | 5 | 36 53/64 | 2 1/2 | | D9TZ 4602-S | 100 | 35 | 9 |
| 4 | New Process | G | 6, 8 | 300, 351, 360 | D | 60 | 133 | 73/77 | 5 | 40 9/32 | 2 1/2 | 35 | D3TZ 4602-V | 42 | 12 | 12 |
| | | | | | | | 133 | 77 | 5 | 39 7/16 | 2 1/2 | 36 | D7TZ 4602-AR | 99 | 12 | 12 |
| | | | | | | | 138 | 74/77 | 5 | 36 13/16 | 2 1/2 | 35 | D4TZ 4602-U | 42 | 12 | 12 |
| | | | | | | | 138 | 77 | 5 | 35 31/32 | 2 1/2 | 36 | D7TZ 4602-AN | 99 | 12 | 12 |
| | | | | | | | 140 | 74/75 | 5 | 46 5/8 | 2 1/2 | | D3TZ 4602-D | 42 | 12 | 12 |
| | | | | | | | 150 | 74/77 | 2 | 56 31/32 | 3 1/2 | 35 | D3TZ 4602-AG | 42 | 12 | 12 |
| | | | | | | | 150 | 77 | 5 | 55 39/64 | 3 1/2 | 36 | D7TZ 4602-BD | 99 | 12 | 12 |
| | | | | | | | 155 | 74/77 | 5 | 37 23/32 | 2 1/2 | 35 | D4TZ 4602-Y | 42 | 27 | 27 |
| | | | | | | | 155 | 77 | 5 | 36 7/8 | 2 1/2 | 36 | D7TZ 4602-AM | 99 | 12 | 12 |
| | | | | | | | 133 | 78 | 5 | 39 7/16 | 2 1/2 | | D7TZ 4602-AR | 99 | 12 | 12 |
| | | | | | | | 138 | | 5 | 35 31/32 | 2 1/2 | | D7TZ 4602-AN | 99 | 12 | 12 |
| | | | | | | | 150 | | 5 | 55 39/64 | 3 1/2 | | D7TZ 4602-BD | 99 | 12 | 12 |
| | | | | | | | 155 | | 5 | 36 7/8 | 2 1/2 | | D7TZ 4602-AM | 99 | 12 | 12 |
| | | G | 6 | 300 | D | All | 133 | 79 | 5 | 39 3/8 | 2 1/2 | | D9TZ 4602-N | 100 | 35 | 9 |
| | | | | | | | 138 | | 5 | 35 59/64 | 2 1/2 | | D9TZ 4602-P | 100 | 35 | 9 |
| | | | | | | | 150 | | 5 | 55 15/32 | 3 1/2 | | D7TZ 4602-BE | 107 | 9 | 9 |
| | | | | | | | 155 | | 5 | 36 53/64 | 2 1/2 | | D9TZ 4602-S | 100 | 35 | 9 |
| | | G | 8 | 351 | D | All | 133 | 79 | 5 | 39 3/8 | 2 1/2 | | D9TZ 4602-N | 100 | 35 | 9 |
| | | | | | | | 138 | | 5 | 35 59/64 | 2 1/2 | | D9TZ 4602-P | 100 | 35 | 9 |
| | | | | | | | 150 | | 5 | 55 15/32 | 3 1/2 | | D7TZ 4602-BE | 107 | 9 | 9 |
| | | | | | | | 155 | | 5 | 36 53/64 | 2 1/2 | | D9TZ 4602-S | 100 | 35 | 9 |

NOTE 35 - "Before Ser. Z00,001"

NOTE 36 - "From Ser. Z00,001"

1973/79
TRUCK SERIES 100/500

| 4602 SHAFT ASSY.-DRIVE APPLICATION CHART | | | | | | | | | | | | | | | |
|--|---|--------|----|--------|-----------|-------|---------------|------|---|---|---|-------------|---|------|---------|
| TRANSMISSION | | ENGINE | | | REAR AXLE | | SIZE (INCHES) | | | | | PART NUMBER | | CODE | |
| S | P | T | C | C.I.D. | M | MODEL | WHEEL-BASE | YEAR | T | A | B | N | ▲ | Y | U-JOINT |
| E | E | Y | Y | OR | F | | (INCHES) | | Y | | | O | | O | F |
| E | | P | L. | MODEL | R. | | | | P | | | T | | K | R |
| D | | E | | | | | | | E | | | E | | E | N |
| | | | | | | | | | | | | | | | A |
| | | | | | | | | | | | | | | | R |

NOTE: REFER TO PAGE 1 OF SECTION 46.1 FOR AN EXPLANATION OF THE CHART AND THE CODES SHOWN.

F250 -- 2/W/D SERIES -- Cont'd

| | | | | | | | | | | | | | | | | | | |
|-----|-------------|-------------|----------|------|---------------|-------|---------|----------|----------|----------|----------|---------|---------|---------|---------|----|----|----|
| 4 | New Process | G | 8 | 390 | D | 60 | 133 | 73 | 5 | 39 21/32 | 3 | | D3TZ | 4602-K | 65 | 35 | 35 | |
| | | | | | | | 133 | 74/76 | 5 | 40 | 3 | | D4TZ | 4602-A | 87 | 9 | 9 | |
| | | | | | | | 138 | | 5 | 36 3/8 | 3 | | D4TZ | 4602-V | 87 | 9 | 9 | |
| | | | | | | | 140 | 74/75 | 5 | 46 3/32 | 3 | | D4TZ | 4602-B | 87 | 9 | 9 | |
| | | | | | | | 150 | 74/76 | 2 | 59 31/32 | 3 1/2 | | D4TZ | 4602-AH | 60 | 12 | 12 | |
| | | 155 | | 5 | 37 1/8 | 3 | | D4TZ | 4602-AK | 87 | 9 | 9 | | | | | | |
| | | G | 8 | 400 | D | All | 133 | 77 | 5 | 40 | 3 | 35 | D4TZ | 4602-A | 87 | 9 | 9 | |
| | | | | | | | 133 | | 5 | 39 1/4 | 3 | 36 | D7TZ | 4602-AV | 107 | 9 | 9 | |
| | | | | | | | 138 | | 5 | 37 33/64 | 3 | 35 | D4TZ | 4602-V | 87 | 9 | 9 | |
| | | | | | | | 138 | | 5 | 35 35/64 | 3 | 36 | D7TZ | 4602-AW | 107 | 9 | 9 | |
| | 150 | | | | | | | 2 | 59 31/32 | 3 1/2 | 35 | D4TZ | 4602-AH | 60 | 12 | 12 | | |
| | 4 | Warner T-18 | G | 6, 8 | 300, 351, 360 | D | 60 | 133 | 73/77 | 5 | 40 9/32 | 2 1/2 | 35 | D3TZ | 4602-V | 42 | 12 | 12 |
| | | | | | | | | 133 | 77 | 5 | 39 7/16 | 2 1/2 | 36 | D7TZ | 4602-AR | 99 | 12 | 12 |
| | | | | | | | | 138 | 74/77 | 5 | 36 13/16 | 2 1/2 | 35 | D4TZ | 4602-U | 42 | 12 | 12 |
| | | | | | | | | 138 | 77 | 5 | 35 31/32 | 2 1/2 | 36 | D7TZ | 4602-AN | 99 | 12 | 12 |
| | | | | | | | | 140 | 74/75 | 5 | 46 5/8 | 2 1/2 | | D3TZ | 4602-D | 42 | 12 | 12 |
| | | | | | | | | 150 | 74/ | 2 | 56 31/32 | 3 1/2 | 35 | D3TZ | 4602-AG | 42 | 12 | 12 |
| | | | | | | | | 150 | 77 | 5 | 55 39/64 | | 36 | D7TZ | 4602-BD | 99 | 12 | 12 |
| | | | | | | | | 155 | 74/77 | 5 | 37 23/32 | 2 1/2 | 35 | D4TZ | 4602-Y | 42 | 27 | 27 |
| | | | | | | | | 155 | 77 | 5 | 36 7/8 | 2 1/2 | 36 | D7TZ | 4602-AM | 99 | 12 | 12 |
| 133 | | | | | | | | 78 | 5 | 39 7/16 | 2 1/2 | | D7TZ | 4602-AR | 99 | 12 | 12 | |
| G | 6 | 300 | D | All | 138 | | 5 | 35 31/32 | 2 1/2 | | D7TZ | 4602-AN | 99 | 12 | 12 | | | |
| | | | | | 150 | | 5 | 55 39/64 | 3 1/2 | | D7TZ | 4602-BD | 99 | 12 | 12 | | | |
| | | | | | 155 | | 5 | 36 7/8 | 2 1/2 | | D7TZ | 4602-AM | 99 | 12 | 12 | | | |
| | | | | | 133 | 79 | 5 | 39 3/8 | 2 1/2 | | D9TZ | 4602-N | 100 | 35 | 9 | | | |
| | | | | | 138 | | 5 | 35 59/64 | 2 1/2 | | D9TZ | 4602-P | 100 | 35 | 9 | | | |
| | G | 8 | 351 | D | All | 150 | | 5 | 55 15/32 | 3 1/2 | | D7TZ | 4602-BE | 107 | 9 | 9 | | |
| | | | | | | 155 | | 5 | 36 53/64 | 2 1/2 | | D9TZ | 4602-S | 100 | 35 | 9 | | |
| | | | | | | 133 | 79 | 5 | 39 3/8 | 2 1/2 | | D9TZ | 4602-N | 100 | 35 | 9 | | |
| | | | | | | 138 | | 5 | 35 59/64 | 2 1/2 | | D9TZ | 4602-P | 100 | 35 | 9 | | |
| | | | | | | 150 | | 5 | 55 15/32 | 3 1/2 | | D7TZ | 4602-BE | 107 | 9 | 9 | | |
| G | 8 | 390 | D | 60 | 155 | | 5 | 36 53/64 | 2 1/2 | | D9TZ | 4602-S | 100 | 35 | 9 | | | |
| | | | | | 133 | 73 | 5 | 39 21/32 | 3 | | D3TZ | 4602-K | 65 | 35 | 3 | | | |
| | | | | | 133 | 74/76 | 5 | 40 | 3 | | D4TZ | 4602-A | 87 | 9 | 9 | | | |
| | | | | | 138 | 76 | 5 | 36 3/8 | 3 | | D4TZ | 4602-V | 87 | 9 | 9 | | | |
| | | | | | 140 | 74/75 | 5 | 46 3/32 | 3 | | D4TZ | 4602-B | 87 | 9 | 9 | | | |
| | G | 8 | 400 | D | All | 150 | 74/76 | 2 | 59 31/32 | 3 1/2 | | D4TZ | 4602-AH | 60 | 1 | | | |
| | | | | | | 155 | 76 | 5 | 37 1/8 | 3 | | D4TZ | 4602-AK | 87 | 9 | 9 | | |
| | | | | | | 133 | 77 | 5 | 40 | 3 | 35 | D4TZ | 4602-A | 87 | 9 | 9 | | |
| | | | | | | 133 | | 5 | 39 1/4 | 3 | 36 | D7TZ | 4602-AV | 107 | 9 | 9 | | |
| | | | | | | 138 | | 5 | 37 33/64 | 3 | 35 | D4TZ | 4602-V | 87 | 9 | 9 | | |
| 138 | | 5 | 35 35/64 | 3 | 36 | D7TZ | 4602-AW | 107 | 9 | 9 | | | | | | | | |

NOTE 35 -- "Before Ser. Z00,001"

NOTE 36 -- "From Ser. Z00,001"

1973/79 TRUCK SERIES 100/500

SECTION 46.2 27

| 4602 | | SHAFT ASSY.-DRIVE | | APPLICATION CHART | | | | | | | | | |
|-----------|--------------|-------------------|--------|-------------------|-----------|-------|---------------------|------|---------|---------|------------------|--------|---|
| SPECIFIED | TRANSMISSION | | ENGINE | | REAL AXLE | | SIZE (INCHES) | | | N O T E | PART NUMBER ▲ | ▲ CODE | |
| | MODEL | T Y P E | C Y L. | C.I.D. OR MODEL | M F R. | MODEL | WHEEL-BASE (INCHES) | YEAR | T Y P E | | | A | B |

NOTE: ▲ REFER TO PAGE 1 OF SECTION 46.1 FOR AN EXPLANATION OF THE CHART AND THE CODES SHOWN.

F250 -- 2/W/D SERIES -- Cont'd

| | | | | | | | | | | | | | | | | |
|---|-------------|---|-----|-----|---|-----|-----|-----|---|----------|-------|----|--------------|-----|----|----|
| 4 | Warner T-18 | G | 6,8 | 400 | D | All | 150 | | 2 | 59 31/32 | 3 1/2 | 35 | D4TZ 4602-AH | 60 | 12 | 12 |
| | | | | | | | 150 | | 5 | 55 15/32 | 3 1/2 | 36 | D7TZ 4602-BE | 107 | 12 | 12 |
| | | | | | | | 155 | | 5 | 38 5/16 | 3 | 35 | D4TZ 4602-AK | 87 | 9 | 9 |
| | | | | | | | 155 | | 5 | 36 19/64 | 3 | 36 | D7TZ 4602-AX | 107 | 9 | 9 |
| | | | | | | | 133 | 78/ | 5 | 39 1/4 | 3 | ● | D7TZ 4602-AV | 107 | 9 | 9 |
| | | | | | | | 138 | | 5 | 35 35/64 | 3 | | D7TZ 4602-AW | 107 | 9 | 9 |
| | | | | | | | 150 | | 5 | 55 15/32 | 3 1/2 | | D7TZ 4602-BE | 107 | 9 | 9 |
| | | | | | | | 155 | | 5 | 36 19/64 | 3 | | D7TZ 4602-AX | 107 | 9 | 9 |

F250 -- 4/W/D SERIES

| | | | | | | | | | | | | | | | | | | |
|---|---------|---|---|---------|---|------------|-----|------------|-----|----------|-------|----------|--------------|----|--------------|----|----|----|
| 3 | Ford C6 | G | 8 | 360 | D | 44 (front) | 133 | 73/76 | 4 | 50 1/32 | 2 1/2 | 6 | D3TZ 4602-W | 42 | 27 | 27 | | |
| | | | | | | | 133 | 74/76 | 4 | 52 21/32 | 3 | 8 | D4TZ 4602-N | 86 | ◆ | ◆ | | |
| | | | | | | 60 (front) | 150 | 74/76 | 4 | 48 23/32 | 2 1/2 | | D3TZ 4602-AE | 42 | 27 | 27 | | |
| | | | | | | | 133 | 73/76 | 4 | 36 3/8 | 2 1/2 | 7 | D3TZ 4602-Y | 86 | 27 | 27 | | |
| | | | | | | 60 (rear) | 133 | 74/76 | 4 | 24 15/16 | 2 1/2 | 9 | D4TZ 4602-L | 86 | ◆ | ◆ | | |
| | | | | | | | 150 | | 4 | 53 19/32 | 3 1/2 | | D3TZ 4602-AF | 60 | 12 | 12 | | |
| 3 | Ford C6 | G | 8 | 351,400 | D | All | 133 | 77 | 4 | 50 1/32 | 2 1/2 | 6,33 | D3TZ 4602-W | 42 | 27 | 27 | | |
| | | | | | | | 133 | | 4 | 36 3/8 | 2 1/2 | 7,33 | D7TZ 4602-K | 98 | 35 | 35 | | |
| | | | | | | | 133 | | 4 | 52 21/32 | 3 | 8,33 | D4TZ 4602-N | 86 | ◆ | ◆ | | |
| | | | | | | | 133 | | 4 | 27 15/16 | 2 1/2 | 9,33 | D4TZ 4602-L | 86 | ◆ | ◆ | | |
| | | | | | | | 133 | 77/78 | 4 | 23 13/16 | 2 1/2 | 6,34,37 | D7TZ 4602-AJ | 65 | ⊕ | 35 | | |
| | | | | | | | 133 | | 4 | 60 15/64 | 3 1/2 | 7,34,37 | D7TZ 4602-AF | 98 | 35 | 35 | | |
| | | | | | | | 133 | | 4 | 26 19/32 | 2 1/2 | 8,34,37 | D7TZ 4602-AH | 65 | ⊕ | 35 | | |
| | | | | | | | 133 | | 4 | 54 9/16 | 3 1/2 | 9,34,37 | D7TZ 4602-AK | 98 | 35 | 35 | | |
| | | | | | | | 133 | 78 | 4 | 22 15/32 | 2 1/2 | 6,38 | D8TZ 4602-AM | 65 | ◇ | 35 | | |
| | | | | | | | 133 | | 4 | 60 15/64 | 3 1/2 | 7,38 | D7TZ 4602-AF | 98 | 35 | 35 | | |
| | | | | | | | 133 | | 4 | 25 9/32 | 2 1/2 | 8,38 | D8TZ 4602-AN | 65 | ◇ | 35 | | |
| | | | | | | | 133 | | 4 | 54 9/16 | 3 1/2 | 9,38 | D7TZ 4602-AK | 98 | 35 | 35 | | |
| | | | | | | | D | 44 (front) | 150 | 77 | 4 | 23 13/16 | 2 1/2 | | D7TZ 4602-AJ | 65 | ⊕ | 35 |
| | | | | | | | D | 44 (rear) | 150 | | 4 | 27 15/32 | 3 | | D7TZ 4602-AL | 98 | 35 | 35 |
| | | | | | | | D | 60 (front) | 150 | | 4 | 48 23/32 | 2 1/2 | | D3TZ 4602-AE | 42 | 27 | 27 |
| | | | | | | | D | 60 (rear) | 150 | | 4 | 54 5/16 | 3 | | D7TZ 4602-AC | 98 | 35 | 35 |
| | | | | | | | D | 44 (Front) | 150 | 78 | 4 | 23 13/16 | 2 1/2 | | D7TZ 4602-AJ | 65 | ⊕ | 35 |
| | | | | | | | D | 60 (Rear) | 150 | | 4 | 27 15/32 | 3 | | D8TZ 4602-AS | 99 | 35 | 35 |
| | | | | | | | D | 44 (front) | 155 | | 4 | 23 13/16 | 2 1/2 | 6 | D7TZ 4602-AJ | 65 | ⊕ | 35 |
| | | | | | | | D | 44 (front) | 155 | | 4 | 26 19/32 | 2 1/2 | 8 | D7TZ 4602-AH | 65 | ⊕ | 35 |
| | | | | | | | D | 60 (front) | 155 | | 4 | 22 15/32 | 2 1/2 | 6 | D8TZ 4602-AM | 65 | ◇ | 35 |
| | | | | | | | D | 60 (front) | 155 | | 4 | 25 9/32 | 2 1/2 | 8 | D8TZ 4602-AN | 65 | ◇ | 35 |
| | | | | | | | D | 60 (rear) | 155 | | 4 | 55 29/32 | 3 | | D8TZ 4602-AR | 98 | 35 | 35 |

NOTE 6 - Exc. full time transfer case to front axle.

NOTE 7 - Exc. full time transfer case to rear axle.

NOTE 8 - Full time transfer case to front axle.

NOTE 9 - Full time transfer case to rear axle.

NOTE 33 - "Before Ser. Y40,001"

NOTE 34 - "From Ser. Y40,001"

NOTE 37 - Exc. Snowplow option.

NOTE 38 - With Snowplow option.

◆ - Driveshaft uses (3) U-joints code 44.

◇ - Driveshaft uses (2) U-joints code 44.

⊕ - Driveshaft uses (2) U-joints code 12.

1973/79
TRUCK SERIES 100/500

| 4602 | | SHAFT ASSY.-DRIVE | | APPLICATION CHART | | | | | | | | | | | | |
|-----------------------|-------|-------------------|--------------|-----------------------|--------------|-------|---------------------|------|------------------|---|---------------|------------------|------|-------------|---------|--|
| TRANSMISSION | | ENGINE | | | REAR AXLE | | WHEEL-BASE (INCHES) | | YEAR | | SIZE (INCHES) | | NOTE | PART NUMBER | CODE | |
| S P E E D | MODEL | T Y P E | C Y L. | C.I.D. OR MODEL | M F R. | MODEL | WHEEL-BASE (INCHES) | YEAR | T Y P E | A | B | Y O K E | | | U-JOINT | |

NOTE: REFER TO PAGE 1 OF SECTION 46.1 FOR AN EXPLANATION OF THE CHART AND THE CODES SHOWN.

| F250 -- 4/W/D SERIES -- Cont'd | | | | | | | | | | | | | | | | |
|--------------------------------|-----------------------------------|---|----------|---------------------|------|------------|------|---------|-----|----------|-------|---------|------|---------|-----|-------|
| 3 | Ford C6 | G | 8 | 351,400 | D | All | 133 | 79 | 4 | 23 3/4 | 2 1/2 | 6,37 | D9TZ | 4602-W | 108 | \$ 35 |
| | | | | | | | 133 | | 4 | 60 15/64 | 3 1/2 | 7,37 | D9TZ | 4602-BA | 98 | 35 42 |
| | | | | | | | 133 | | 4 | 26 9/16 | 2 1/2 | 8,37 | D9TZ | 4602-X | 108 | \$ 35 |
| | | | | | | | 133 | | 4 | 54 9/16 | 3 1/2 | 9,37 | D9TZ | 4602-AW | 109 | 35 42 |
| | | | | | | | 133 | | 4 | 22 13/32 | 2 1/2 | 6,38 | D9TZ | 4602-Z | 108 | \$ 35 |
| | | | | | | | 133 | | 4 | 60 15/64 | 3 1/2 | 7,38 | D9TZ | 4602-BA | 98 | 35 42 |
| | | | | | | | 133 | | 4 | 56 31/32 | 3 | 8,38 | D9TZ | 4602-AU | 109 | 35 42 |
| | | | | | | | 133 | | 4 | 54 9/16 | 3 1/2 | 9,38 | D9TZ | 4602-AW | 109 | 35 42 |
| | | | | | | | 150 | | 4 | 20 13/16 | 2 1/2 | 4 | D9TZ | 4602-V | 108 | \$ 35 |
| | | | | | | | 150 | | 4 | 27 15/32 | 3 | 5 | D9TZ | 4602-BJ | 108 | 35 42 |
| | | | | | | | 155 | | 4 | 23 3/4 | 2 1/2 | 6,47 | D9TZ | 4602-W | 108 | \$ 35 |
| | | | | | | | 155 | | 4 | 56 31/32 | 3 | 7,47 | D9TZ | 4602-AU | 109 | 35 42 |
| | | | | | | | 155 | | 4 | 26 9/16 | 2 1/2 | 8,47 | D9TZ | 4602-X | 108 | \$ 35 |
| | | | | | | | 155 | | 4 | 56 31/32 | 3 | 9,47 | D9TZ | 4602-AU | 109 | 35 42 |
| | | | | | | | 155 | | 4 | 22 13/32 | 2 1/2 | 6,48 | D9TZ | 4602-Z | 108 | \$ 35 |
| | | | | | | | 155 | | 4 | 56 31/32 | 3 | 7,48 | D9TZ | 4602-AU | 109 | 35 42 |
| | | | | | | | 155 | | 4 | 25 7/32 | 2 1/2 | 8,48 | D9TZ | 4602-AA | 108 | \$ 35 |
| | | | | | | | 155 | | 4 | 56 31/32 | 3 | 9,48 | D9TZ | 4602-AU | 109 | 35 42 |
| 4 | New Process 435 Warner T-18 | G | 6, 8 | 300,351,360, 400 | D | 44 (front) | 133 | 73/77 | 4 | 50 1/32 | 2 1/2 | 4,33 | D3TZ | 4602-W | 42 | 27 27 |
| | | | | | | | 133 | 77/78 | 4 | 20 7/8 | 2 1/2 | 4,34,37 | D7TZ | 4602-AG | 65 | ⊕ 35 |
| | | | | | | 60 (front) | 133 | 78 | 4 | 19 17/32 | 2 1/2 | 4,38 | D8TZ | 4602-AL | 65 | ◇ 35 |
| | | | | | | | 150 | 73/77 | 4 | 50 1/32 | 2 1/2 | 35 | D3TZ | 4602-W | 42 | 27 27 |
| | | | | | | 44 (front) | 150 | 77/78 | 4 | 20 7/8 | 2 1/2 | 36 | D7TZ | 4602-AG | 65 | ⊕ 35 |
| | | | | | | | 155 | 78 | 4 | 20 7/8 | 2 1/2 | | D7TZ | 4602-AG | 65 | ⊕ 35 |
| | | | | | | 60 (front) | 150 | 74/77 | 4 | 48 23/32 | 2 1/2 | 33 | D3TZ | 4602-AE | 42 | 27 27 |
| | | | | | | | 155 | 78 | 4 | 19 17/32 | 2 1/2 | | D8TZ | 4602-AL | 65 | ◇ 35 |
| | | | | | | 60 (rear) | 133 | 73/77 | 4 | 36 3/8 | 2 1/2 | 5,33 | D3TZ | 4602-Y | 86 | 27 27 |
| | | | | | | | 150 | 74/77 | 4 | 53 19/32 | 3 1/2 | 33 | D3TZ | 4602-AF | 60 | 12 12 |
| | | | | | | | 133 | 77/78 | 4 | 63 15/64 | 3 1/2 | 5,34,37 | D7TZ | 4602-AE | 98 | 35 35 |
| | | | | | | | 133 | 78 | 4 | 63 15/64 | 3 1/2 | 5,38 | D7TZ | 4602-AE | 98 | 35 35 |
| | | | | | | 66 (rear) | 150 | | 4 | 27 15/32 | 3 | | D8TZ | 4602-AS | 99 | 35 35 |
| | | | | | | | 155 | 78 | 4 | 55 29/32 | 3 | | D8TZ | 4602-AR | 98 | 35 35 |
| | | | | | | All | 133 | 79 | 4 | 20 13/16 | 2 1/2 | 4,37 | D9TZ | 4602-V | 108 | \$ 35 |
| 133 | | 4 | 63 15/64 | 3 1/2 | 5,37 | | D9TZ | 4602-AZ | 98 | 35 42 | | | | | | |
| 133 | | 4 | 19 15/32 | 2 1/2 | 4,38 | | D9TZ | 4602-Y | 108 | \$ 35 | | | | | | |

- NOTE 4 - Transfer case to front axle.
- NOTE 5 - Transfer case to rear axle.
- NOTE 6 - Exc. full time transfer case to front axle.
- NOTE 7 - Exc. full time transfer case to rear axle.
- NOTE 8 - Full time transfer case to front axle.
- NOTE 9 - Full time transfer case to rear axle.
- NOTE 33 - "Before Ser. Y40,001"
- NOTE 34 - "From Ser. Y40,001"
- NOTE 35 - "Before Ser. Z00,001"
- NOTE 36 - "From Ser. Z00,001"
- NOTE 37 - Exc. Snowplow option.
- NOTE 38 - With Snowplow option.
- NOTE 47 - Exc. Heavy Duty option.
- NOTE 48 - With Heavy Duty option.
- ◇ - Driveshaft uses (2) U-joints code 44.
- ⊕ - Driveshaft uses (2) U-joints code 12.
- \$ - Driveshaft uses (2) U-joints code 35.

**1973/79
TRUCK SERIES 100/500**

| TRANSMISSION | | ENGINE | | | REAL AXLE | | SIZE (INCHES) | | | | | PART NUMBER ▲ | ▲ CODE | |
|--------------|------------------|--------------|-----------------------|--------------|-----------|----------------------------|---------------|------------------|---|---|------------------|------------------|------------------|---------------------------------------|
| MODEL | T Y P E | C Y L. | C.I.D. OR MODEL | M F R. | MODEL | WHEEL- BASE (INCHES) | YEAR | T Y P E | A | B | N O T E | | Y O K E | U-JOINT F R E N A R |

NOTE: ▲ REFER TO PAGE 1 OF SECTION 46.1 FOR AN EXPLANATION OF THE CHART AND THE CODES SHOWN.

F250 -- 4/W/D SERIES -- Cont'd

| | | | | | | | | | | | | | | | | |
|---|--------------------|---|-----|---------------------|---|-----|-----|--|---|----------|-------|------|--------------|-----|----|----|
| 4 | New Process 435 | G | 6,8 | 300,351,360, 400 | D | All | 133 | | 4 | 63 15/64 | 3 1/2 | 5,38 | D9TZ 4602-AZ | 98 | 35 | 42 |
| | | | | | | | 150 | | 4 | 23 3/4 | 2 1/2 | 4 | D9TZ 4602-W | 108 | \$ | 35 |
| | | | | | | | 150 | | 4 | 27 15/32 | 3 | 5 | D9TZ 4602-BJ | 108 | 35 | 42 |
| | | | | | | | 155 | | 4 | 20 13/16 | 2 1/2 | 4,47 | D9TZ 4602-V | 108 | \$ | 35 |
| | | | | | | | 155 | | 4 | 56 31/32 | 3 | 5,47 | D9TZ 4602-AU | 109 | 35 | 42 |
| | | | | | | | 155 | | 4 | 20 13/16 | 2 1/2 | 4,48 | D9TZ 4602-V | 108 | \$ | 35 |
| | | | | | | | 155 | | 4 | 56 31/32 | 3 | 5,48 | D9TZ 4602-AU | 109 | 35 | 42 |

F350 -- 2/W/D SERIES

| | | | | | | | | | | | | | | | | |
|---|----------|------------------------------|-----|-------|---|------------------------------|----------|-------|--------------|----------|-------|----|--------------|-----|----|----|
| 3 | Ford FMX | G | 6 | 300 | D | 70B | 136, 160 | 73/76 | 5 | 42 5/8 | 3 | | D3TZ 4602-M | 65 | 35 | 35 |
| | | | | | | 70B | 166 | 74/76 | 5 | 49 21/32 | 3 | | D3TZ 4602-AC | 65 | 35 | 35 |
| | | | | | | 70B -- w/3.73, 4.56 ratio | 136,160 | 77 | 5 | 42 5/8 | 3 | 35 | D3TZ 4602-M | 65 | 35 | 35 |
| | | | | | | | 136,160 | | 5 | 42 5/16 | 2 1/2 | 36 | D7TZ 4602-BB | 100 | 35 | 35 |
| | | | | | | 70B -- w/4.10 ratio | 136,160 | | 5 | 42 13/16 | 3 | 35 | D4TZ 4602-C | 87 | 9 | 9 |
| | | | | | | | 136,160 | | 5 | 41 63/64 | 3 | 36 | D7TZ 4602-AY | 107 | 9 | 9 |
| | | | | | | 70B -- w/3.73, 4.56 ratio | 166 | | 5 | 49 21/32 | 3 | 35 | D3TZ 4602-AC | 65 | 35 | 35 |
| | | | | | | | 166 | 77/78 | 5 | 47 23/32 | 3 | 36 | D7TZ 4602-BF | 100 | 35 | 35 |
| | | | | | | 70B -- w/4.10 ratio | 166 | 77 | 2 | 48 29/32 | 3 | 35 | D4TZ 4602-AJ | 87 | 9 | 9 |
| | | | | | | | 166 | 77/78 | 5 | 47 15/32 | 3 | 36 | D7TZ 4602-BG | 107 | 9 | 9 |
| 3 | Ford C6 | G | 6 | 300 | D | 70B -- w/3.73, 4.56 ratio | 136, 160 | 78 | 5 | 42 5/16 | 2 1/2 | | D7TZ 4602-BB | 100 | 35 | 35 |
| | | | | | | 70B -- w/4.10 ratio | 136, 160 | 78/ | 4 | 41 63/64 | 3 | | D7TZ 4602-AY | 107 | 9 | 9 |
| | | | | | | w/3.73, 4.56 ratio | 136, 160 | 79 | 5 | 42 5/16 | 2 1/2 | | D9TZ 4602-AE | 100 | 35 | 42 |
| | | | | | | 70 -- w/3.73, 4.56 ratio | 166 | | 5 | 47 23/32 | 3 | | D9TZ 4602-BK | 100 | 35 | 42 |
| | | | | | | 70 -- w/4.10 ratio | 166 | | 5 | 47 15/32 | 3 | | D7TZ 4602-BG | 107 | 9 | 9 |
| | | | | | | 70B -- w/3.73, 4.56 ratio | 136 | 77 | 5 | 42 5/8 | 3 | 35 | D3TZ 4602-M | 65 | 35 | 35 |
| | | | | | | | 136 | 77/78 | 5 | 42 5/16 | 2 1/2 | 36 | D7TZ 4602-BB | 100 | 35 | 35 |
| | | | | | | w/3.73, 4.56 ratio | 136 | 79 | 5 | 42 5/16 | 2 1/2 | | D9TZ 4602-AE | 100 | 35 | 42 |
| | | | | | | 70B -- w/4.10 ratio | 136 | 77 | 5 | 42 13/16 | 3 | 35 | D4TZ 4602-C | 87 | 9 | 9 |
| | | | 136 | 77/ | 5 | 41 63/64 | 3 | 36 | D7TZ 4602-AY | 107 | 9 | 9 | | | | |
| | | 70B -- w/3.73, 4.56 ratio | 140 | 77 | 5 | 43 21/32 | 3 | 35 | D3TZ 4602-F | 65 | 35 | 35 | | | | |
| | | | 140 | 77/78 | 5 | 45 15/32 | 2 1/2 | 36 | D7TZ 4602-BA | 60 | 35 | 35 | | | | |
| | | w/3.73, 4.56 ratio | 140 | 79 | 5 | 45 15/32 | 2 1/2 | | D9TZ 4602-AF | 100 | 35 | 42 | | | | |
| | | 70B -- w/4.10 ratio | 140 | 77 | 5 | 46 3/32 | 3 | 35 | D4TZ 4602-B | 87 | 9 | 9 | | | | |
| | | | 140 | 77/78 | 5 | 45 17/64 | 3 | 36 | D7TZ 4602-AZ | 107 | 9 | 9 | | | | |
| | | w/4.10 ratio | 140 | 79 | 5 | 41 63/64 | 3 | | D7TZ 4602-AY | 107 | 9 | 9 | | | | |
| | | 70B | 155 | 77 | 5 | 37 1/8 | 3 | 35 | D4TZ 4602-AK | 87 | 9 | 9 | | | | |
| | | | 155 | 77/ | 5 | 36 19/64 | 3 | 36 | D7TZ 4602-AX | 107 | 9 | 9 | | | | |

NOTE 35 -- "Before Ser. Z00,001"

NOTE 36 -- "From Ser. Z00,001"

NOTE 38 -- With Snowplow option.

NOTE 47 -- Exc. Heavy Duty option.

NOTE 48 -- With Heavy Duty option.

1973/79
TRUCK SERIES 100/500

| 4602 | | SHAFT ASSY.-DRIVE | | APPLICATION CHART | | | | | | | | | | CODE | | |
|-----------------------|--------------|-------------------|--------------|-----------------------|--------------|-------|----------------------------|------|------------------|---------------|---|------------------|------------------|-----------------------|-----------------------------|------------------|
| S P E E D | TRANSMISSION | ENGINE | | | REAL AXLE | | WHEEL- BASE (INCHES) | YEAR | T Y P E | SIZE (INCHES) | | N O T E | PART NUMBER ▲ | Y O K E T | U- J O I N T | R E A R |
| | | T Y P E | C Y L. | C.I.D. OR MODEL | M F R. | MODEL | | | | A | B | | | | | |

NOTE: ▲ REFER TO PAGE 1 OF SECTION 46.1 FOR AN EXPLANATION OF THE CHART AND THE CODES SHOWN.

F350 -- 2/W/D SERIES -- Cont'd

| | | | | | | | | | | | | | | | | | | | | | | |
|---|---------|---|---|-----|-----|---------------------------|-----|---------------------------|----------|----------|-------|--------------|--------------|--------------|--------------|-----|----|----|-------------|----|----|----|
| 3 | Ford C6 | G | 8 | 351 | D | 70B -- w/3.73, 4.56 ratio | 160 | 77 | 5 | 42 5/8 | 3 | 35 | D3TZ 4602-M | 65 | 35 | 35 | | | | | | |
| | | | | | | | 160 | 77/78 | 5 | 42 5/16 | 2 1/2 | 36 | D7TZ 4602-BB | 100 | 35 | 35 | | | | | | |
| | | | | | | | D | w/3.73, 4.56 ratio | 160 | 79 | 5 | 42 5/16 | 2 1/2 | | D9TZ 4602-AE | 100 | 35 | 42 | | | | |
| | | | | | | | D | 70B -- w/4.10 ratio | 160 | 77 | 5 | 42 13/16 | 3 | 35 | D4TZ 4602-C | 87 | 9 | 9 | | | | |
| | | | | | | | | | 160 | 77/78 | 5 | 41 63/64 | 3 | 36 | D7TZ 4602-AV | 107 | 9 | 9 | | | | |
| | | | | | | | D | w/4.10 ratio | 160 | 79 | 5 | 41 63/64 | 3 | | D7TZ 4602-AY | 107 | 9 | 9 | | | | |
| | | | | | | | D | 70B -- w/3.73, 4.56 ratio | 166 | 77 | 5 | 49 21/32 | 3 | 35 | D3TZ 4602-AC | 65 | 35 | 35 | | | | |
| | | | | | | | | | 166 | 77/78 | 5 | 47 23/32 | 3 | 36 | D7TZ 4602-BF | 100 | 35 | 35 | | | | |
| | | | | | | | | | 166 | 79 | 5 | 47 23/32 | 3 | | D9TZ 4602-BK | 100 | 35 | 42 | | | | |
| | | | | | | | D | 70B -- w/4.10 ratio | 166 | 77 | 2 | 48 29/32 | 3 | 35 | D4TZ 4602-AJ | 87 | 9 | 9 | | | | |
| | | | | | | | | | 166 | 77/ | 5 | 47 15/32 | 3 | 36 | D7TZ 4602-BG | 107 | 9 | 9 | | | | |
| | | | | | | | G | 8 | 360, 390 | D | 70B | 136 | 73 | 5 | 42 5/8 | 3 | | | D3TZ 4602-M | 65 | 35 | 35 |
| | | | | | | | | | | | | 140 | | 5 | 43 21/32 | 3 | | | D3TZ 4602-F | 65 | 35 | 35 |
| | | | | | | | | | | | | 160 | | 5 | 42 5/8 | 3 | | | D3TZ 4602-M | 65 | 35 | 35 |
| | | G | 8 | 360 | D | 70B | 136 | 74/76 | 5 | 42 5/8 | 3 | | | D3TZ 4602-M | 65 | 35 | 35 | | | | | |
| | | | | | | | 140 | | 5 | 43 21/32 | 3 | | | D3TZ 4602-F | 65 | 35 | 35 | | | | | |
| | | | | | | | 155 | | 5 | 37 1/8 | 3 | | | D4TZ 4602-AK | 87 | 9 | 9 | | | | | |
| | | | | | | | 160 | | 5 | 42 5/8 | 3 | | | D3TZ 4602-M | 65 | 35 | 35 | | | | | |
| | | | | | | | 166 | | 5 | 49 21/32 | 3 | | | D3TZ 4602-AC | 65 | 35 | 35 | | | | | |
| | | G | 8 | 390 | D | 70B | 136 | 74/76 | 5 | 42 13/16 | 3 | | | D4TZ 4602-C | 87 | 9 | 9 | | | | | |
| | | | | | | | 140 | | 5 | 46 3/32 | 3 | | | D4TZ 4602-B | 87 | 9 | 9 | | | | | |
| | | | | | | | 155 | | 5 | 37 1/8 | 3 | | | D4TZ 4602-AK | 87 | 9 | 9 | | | | | |
| | | | | | | | 160 | | 5 | 42 13/16 | 3 | | | D4TZ 4602-C | 87 | 9 | 9 | | | | | |
| | | | | | | | 166 | | 2 | 48 29/32 | 3 | | | D4TZ 4602-AJ | 87 | 9 | 9 | | | | | |
| | | G | 8 | 400 | D | 70B | 136 | 77 | 5 | 42 13/16 | 3 | 35 | | D4TZ 4602-C | 87 | 9 | 9 | | | | | |
| | | | | | | | 136 | 77/ | 5 | 41 63/64 | 3 | 36 | | D7TZ 4602-AY | 107 | 9 | 9 | | | | | |
| | | | | | | | 140 | 77 | 5 | 46 3/32 | 3 | 35 | | D4TZ 4602-B | 87 | 9 | 9 | | | | | |
| | | | | | | | 140 | 77/ | 5 | 45 17/64 | 3 | 36 | | D7TZ 4602-AZ | 107 | 9 | 9 | | | | | |
| | | | | | 155 | 77 | 5 | 37 1/8 | 3 | 35 | | D4TZ 4602-AK | 87 | 9 | 9 | | | | | | | |
| | | | | | 155 | 77/ | 5 | 36 19/64 | 3 | 36 | | D7TZ 4602-AX | 107 | 9 | 9 | | | | | | | |
| | | | | | 160 | 77 | 5 | 42 13/16 | 3 | 35 | | D4TZ 4602-C | 87 | 9 | 9 | | | | | | | |
| 3 | Ford C6 | G | 8 | 400 | D | 70B | 160 | 77/ | 5 | 41 63/64 | 3 | 36 | D7TZ 4602-AY | 107 | 9 | 9 | | | | | | |
| | | | | | | | 166 | 77 | 2 | 48 29/32 | 3 | 35 | D4TZ 4602-AJ | 87 | 9 | 9 | | | | | | |
| | | | | | | | 166 | 77/ | 5 | 47 15/32 | 3 | 36 | D7TZ 4602-BG | 107 | 9 | 9 | | | | | | |
| | | | | | | | G | 8 | 460 | D | 70B | 136 | 73 | 5 | 42 13/16 | 3 | | | D4TZ 4602-C | 87 | 9 | 9 |
| | | | | | | | | | | | | 140 | | 5 | 46 3/32 | 3 | | | D4TZ 4602-B | 87 | 9 | 9 |
| | | | | | | | | | | | | 160 | | 5 | 42 13/16 | 3 | | | D4TZ 4602-C | 87 | 9 | 9 |
| | | | | | | | | | | | | 136 | 74/77 | 5 | 42 13/16 | 3 | 35 | | D4TZ 4602-C | 87 | 9 | 9 |
| | | | | | | | 136 | 77/ | 5 | 41 63/64 | 3 | 36 | | D7TZ 4602-AY | 107 | 9 | 9 | | | | | |
| | | | | | | | 140 | 74/77 | 5 | 46 3/32 | 3 | 35 | | D4TZ 4602-B | 87 | 9 | 9 | | | | | |
| | | | | | | | 140 | 77/ | 5 | 46 17/64 | 3 | 36 | | D7TZ 4602-AZ | 107 | 9 | 9 | | | | | |
| | | | | | | | 155 | 74/77 | 5 | 37 1/8 | 3 | 35 | | D4TZ 4602-AK | 87 | 9 | 9 | | | | | |
| | | | | | | | 155 | 77/ | 5 | 36 19/64 | 3 | 36 | | D7TZ 4602-AX | 107 | 9 | 9 | | | | | |
| | | | | | | | 160 | 74/77 | 5 | 42 13/16 | 3 | 35 | | D4TZ 4602-C | 87 | 9 | 9 | | | | | |
| | | | | | | | 160 | 77/ | 5 | 41 63/64 | 3 | 36 | | D7TZ 4602-AY | 107 | 9 | 9 | | | | | |
| | | | | | 166 | 74/77 | 2 | 48 29/32 | 3 | 35 | | D4TZ 4602-AJ | 87 | 9 | 9 | | | | | | | |
| | | | | | 166 | 77/ | 5 | 47 15/32 | 3 | 36 | | D7TZ 4602-BG | 107 | 9 | 9 | | | | | | | |

NOTE 35 - "Before Ser. Z00,001"

NOTE 36 - "From Ser. Z00,001"

1973/79 TRUCK SERIES 100/500

4602 SHAFT ASSY.-DRIVE

APPLICATION CHART

| S P E E D | TRANSMISSION | | ENGINE | | REAR AXLE | | WHEEL- BASE (INCHES) | YEAR | T Y P E | SIZE (INCHES) | | N O T E | PART NUMBER ▲ | ▲ CODE | | |
|-----------------------|--------------|------------------|--------------|-----------------------|--------------|-------|----------------------------|------|------------------|---------------|---|------------------|------------------|--------|---------|---|
| | MODEL | T Y P E | C Y L. | C.I.D. OR MODEL | M F R. | MODEL | | | | A | B | | | Y | U-JOINT | F |

NOTE: ▲ REFER TO PAGE 1 OF SECTION 46.1 FOR AN EXPLANATION OF THE CHART AND THE CODES SHOWN.

F350 -- 2/W/D SERIES -- Cont'd

| | | | | | | | | | | | | | | | | | | | | | | | |
|---|--------------------|---|------------------------------|-------------------------|---------------|------------------------------|----------|----------|-------|--------------|--------------|------------------------------|--------------|--------------|-------------|----------|-------|----|--------------|-------------|----|----|----|
| 4 | New Process 435 | G | 6 | 300 | D | 70B -- w/3.73, 4.56 ratio | 136,160 | 77 | 5 | 42 5/8 | 3 | 35 | D3TZ 4602-M | 65 | 35 | 35 | | | | | | | |
| | | | | | | | 136,160 | 77/78 | 5 | 42 5/16 | 2 1/2 | 36 | D7TZ 4602-BB | 100 | 35 | 35 | | | | | | | |
| | | | | | | | 136, 160 | 79 | 5 | 42 5/16 | 2 1/2 | | D9TZ 4602-AE | 100 | 35 | 42 | | | | | | | |
| | | | | | | | 136,160 | 77 | 5 | 42 13/16 | 3 | 35 | D4TZ 4602-C | 87 | 9 | 9 | | | | | | | |
| | | | | | | | 136,160 | 77/ | 5 | 41 63/64 | 3 | 36 | D7TZ 4602-AY | 107 | 9 | 9 | | | | | | | |
| | | | | | | | 166 | 77 | 5 | 49 21/32 | 3 | 35 | D3TZ 4602-AC | 65 | 35 | 35 | | | | | | | |
| | | | | | | 70B -- w/4.10 ratio | 166 | 77/78 | 5 | 47 23/32 | 3 | 36 | D7TZ 4602-BF | 100 | 35 | 35 | | | | | | | |
| | | | | | | | 166 | 79 | 5 | 47 23/32 | 3 | | D9TZ 4602-BK | 100 | 35 | 42 | | | | | | | |
| | | | | | | | 166 | 77 | 2 | 48 29/32 | 3 | 35 | D4TZ 4602-AJ | 87 | 9 | 9 | | | | | | | |
| | | | | | | | 166 | 77/ | 5 | 47 15/32 | 3 | 36 | D7TZ 4602-BG | 107 | 9 | 9 | | | | | | | |
| | | | | | | | 136 | 73 | 5 | 42 5/8 | 3 | | D3TZ 4602-M | 65 | 35 | 35 | | | | | | | |
| | | | | | | | 140 | | 5 | 46 5/16 | 3 | | D3TZ 4602-F | 65 | 35 | 35 | | | | | | | |
| | | | G | 6, 8 | 300, 360, 390 | D | 70B | 160 | | 5 | 42 5/8 | 3 | | | D3TZ 4602-M | 65 | 35 | 35 | | | | | |
| | | | | | | | | 136 | 74/76 | 5 | 42 5/8 | 3 | | D3TZ 4602-M | 65 | 35 | 35 | | | | | | |
| | | | | | | | | 140 | | 5 | 45 21/32 | 3 | | D3TZ 4602-F | 65 | 35 | 35 | | | | | | |
| | | | | | | | | 155 | | 5 | 37 1/8 | 3 | | D4TZ 4602-AK | 87 | 9 | 9 | | | | | | |
| | | | | | | | | 160 | | 5 | 42 5/8 | 3 | | D3TZ 4602-M | 65 | 35 | 35 | | | | | | |
| | | | | | | | | 166 | | 5 | 49 21/32 | 3 | | D3TZ 4602-AC | 65 | 35 | 35 | | | | | | |
| | | | | | | | | G | 8 | 351 | D | 70B -- w/3.73, 4.56 ratio | 136 | 77 | 5 | 42 5/8 | 3 | 35 | | D3TZ 4602-M | 65 | 35 | 35 |
| | | | | | | | | | | | | | 136 | 77/78 | 5 | 42 5/16 | 2 1/2 | 36 | D7TZ 4602-BB | 100 | 35 | 35 | |
| | | | | | | | | | | | | | 136 | 77/78 | 5 | 42 13/16 | 3 | 35 | D4TZ 4602-C | 87 | 9 | 9 | |
| | | | | | | | | | | | | 70B -- w/4.10 ratio | 136 | 77/78 | 5 | 41 63/64 | 3 | 36 | D7TZ 4602-AY | 102 | 9 | 9 | |
| | | | | | | | | | | | | | 140 | 77 | 5 | 43 21/32 | 3 | 35 | D3TZ 4602-F | 65 | 35 | 35 | |
| | | | | | | | | | | | | | 140 | 77/78 | 5 | 45 15/32 | 2 1/2 | 36 | D7TZ 4602-BA | 100 | 35 | 35 | |
| | | D | 70B | 140 | 77 | 5 | 46 3/32 | 3 | 35 | D4TZ 4602-B | 87 | 9 | 9 | | | | | | | | | | |
| | | | | 140 | 77/78 | 5 | 45 17/64 | 3 | 36 | D7TZ 4602-AZ | 107 | 9 | 9 | | | | | | | | | | |
| | | | | 155 | 77 | 5 | 37 1/8 | 3 | 35 | D4TZ 4602-AK | 87 | 9 | 9 | | | | | | | | | | |
| | | | | 155 | 77/78 | 5 | 36 19/64 | 3 | 36 | D7TZ 4602-AX | 107 | 9 | 9 | | | | | | | | | | |
| | | | | 160 | 77 | 5 | 42 5/8 | 3 | 35 | D3TZ 4602-M | 65 | 35 | 35 | | | | | | | | | | |
| | | | | 160 | 77/78 | 5 | 42 5/16 | 2 1/2 | 36 | D7TZ 4602-BB | 100 | 35 | 35 | | | | | | | | | | |
| | | D | 70B -- w/3.73, 4.56 ratio | 160 | 77 | 5 | 42 13/16 | 3 | 35 | D4TZ 4602-C | 87 | 9 | 9 | | | | | | | | | | |
| | | | | 160 | 77/78 | 5 | 41 63/64 | 3 | 36 | D7TZ 4602-AY | 107 | 9 | 9 | | | | | | | | | | |
| | | | | 166 | 77 | 5 | 49 21/32 | 3 | 35 | D3TZ 4602-AC | 65 | 35 | 35 | | | | | | | | | | |
| | | | | 166 | 77/78 | 5 | 47 23/32 | 3 | 36 | D7TZ 4602-BF | 100 | 35 | 35 | | | | | | | | | | |
| | | | | 166 | 77 | 2 | 48 29/32 | 3 | 35 | D4TZ 4602-AJ | 87 | 9 | 9 | | | | | | | | | | |
| | | | | 166 | 77/78 | 5 | 47 15/32 | 3 | 36 | D7TZ 4602-BG | 107 | 9 | 9 | | | | | | | | | | |
| | | | D | 70B -- w/4.10, ratio | 136 | 74/76 | 5 | 42 13/16 | 3 | | D4TZ 4602-C | 87 | 9 | 9 | | | | | | | | | |
| | | | | | 140 | | 5 | 46 3/32 | 3 | | D4TZ 4602-B | 87 | 9 | 9 | | | | | | | | | |
| | | | | | 155 | | 5 | 37 1/8 | 3 | | D4TZ 4602-AK | 87 | 9 | 9 | | | | | | | | | |
| | | | | | 160 | | 5 | 42 13/16 | 3 | | D4TZ 4602-C | 87 | 9 | 9 | | | | | | | | | |
| | | | | | 166 | | 2 | 48 29/32 | 3 | | D4TZ 4602-AJ | 87 | 9 | 9 | | | | | | | | | |
| | | | | | 166 | 77/78 | 5 | 47 15/32 | 3 | 36 | D7TZ 4602-BG | 107 | 9 | 9 | | | | | | | | | |
| | | G | 8 | 390 | D | 70B | 136 | 74/76 | 5 | 42 13/16 | 3 | | | D4TZ 4602-C | 87 | 9 | 9 | | | | | | |
| | | | | | | | 140 | | 5 | 46 3/32 | 3 | | D4TZ 4602-B | 87 | 9 | 9 | | | | | | | |
| | | | | | | | 155 | | 5 | 37 1/8 | 3 | | D4TZ 4602-AK | 87 | 9 | 9 | | | | | | | |
| | | | | | | | 160 | | 5 | 42 13/16 | 3 | | D4TZ 4602-C | 87 | 9 | 9 | | | | | | | |
| | | | | | | | | | | | | | 166 | | 2 | 48 29/32 | 3 | | D4TZ 4602-AJ | 87 | 9 | 9 | |

NOTE 35 -- "Before Ser. Z00,001"

NOTE 36 -- "From Ser. Z00,001"

1973/79
TRUCK SERIES 100/500

| 4602 SHAFT ASSY.-DRIVE APPLICATION CHART | | | | | | | | | | | | | | | |
|--|-------|------------------|--------------|-----------------------|--------------|-------|----------------------------|------|------------------|---|---|------------------|------------------|------------------------|----------------------------|
| TRANSMISSION | | ENGINE | | | REAR AXLE | | SIZE (INCHES) | | | | | CODE | | | |
| S P E E D | MODEL | T Y P E | C Y L. | C.I.D. OR MODEL | M F R. | MODEL | WHEEL- BASE (INCHES) | YEAR | T Y P E | A | B | N O T E | PART NUMBER ▲ | ▲ | U-JOINT |
| | | | | | | | | | | | | | | Y O K E T. | F R E N A R |

NOTE: ▲ REFER TO PAGE 1 OF SECTION 46.1 FOR AN EXPLANATION OF THE CHART AND THE CODES SHOWN.

F350 -- 2/W/D SERIES -- Cont'd

| | | | | | | | | | | | | | | | | | |
|---|------------------------------|-----|---------------------|------------------------|------------------------------|------------------------------|----------|--------------|--------------|--------------|--------------|--------------|--------------|-------------|----|----|----|
| 4 | New Process 435 | G | 8 | 400 | D | 70B | 136 | 77 | 5 | 42 13/16 | 3 | 35 | D4TZ 4602-C | 87 | 9 | 9 | |
| | | | | | | | 136 | 77/ | 5 | 41 63/64 | 3 | 36 | D7TZ 4602-AY | 107 | 9 | 9 | |
| | | | | | | | 140 | 77 | 5 | 46 3/32 | 3 | 35 | D4TZ 4602-B | 87 | 9 | 9 | |
| | | | | | | | 140 | 77/ | 5 | 45 17/64 | 3 | 36 | D7TZ 4602-AZ | 107 | 9 | 9 | |
| | | | | | | | 155 | 77 | 5 | 37 1/8 | 3 | 35 | D4TZ 4602-AK | 87 | 9 | 9 | |
| | | | | | | | 155 | 77/ | 5 | 36 19/64 | 3 | 36 | D7TZ 4602-AX | 107 | 9 | 9 | |
| | | | | | | | 160 | 77 | 5 | 42 13/16 | 3 | 35 | D4TZ 4602-C | 87 | 9 | 9 | |
| | | | | | | | 160 | 77/ | 5 | 41 63/64 | 3 | 36 | D7TZ 4602-AY | 107 | 9 | 9 | |
| | | | | | | | 166 | 77 | 2 | 48 29/32 | 3 | 35 | D4TZ 4602-AJ | 87 | 9 | 9 | |
| | | | | | | | 166 | 77/ | 5 | 47 15/32 | 3 | 36 | D7TZ 4602-BG | 107 | 9 | 9 | |
| 4 | Warner T-18 | G | 6, 8 | 300, 360, 390 | D | 70B | 136, 160 | 73 | 5 | 42 5/8 | 3 | | D3TZ 4602-M | 65 | 35 | 35 | |
| | | | | | | | 136, 160 | 74/76 | 5 | 42 5/8 | 3 | | D3TZ 4602-M | 65 | 35 | 35 | |
| | | 166 | | 5 | 49 21/32 | 3 | | D3TZ 4602-AC | 65 | 35 | 35 | | | | | | |
| | | G | 6 | 300 | D | 70B -- w/3.73, 4.56 ratio | 136,160 | 77 | 5 | 42 5/8 | 3 | 35 | | D3TZ 4602-M | 65 | 35 | 35 |
| | | | | | | | 136,160 | 77/78 | 5 | 42 5/16 | 2 1/2 | 36 | D7TZ 4602-BB | 100 | 35 | 35 | |
| | | | | | | | 136, 160 | 79 | 5 | 42 5/16 | 2 1/2 | | D9TZ 4602-AE | 100 | 35 | 42 | |
| | | | | | | | 136,160 | 77 | 5 | 42 13/16 | 3 | 35 | D4TZ 4602-C | 87 | 9 | 9 | |
| | | | | | | | 136,160 | 77/ | 5 | 41 63/64 | 3 | 36 | D7TZ 4602-AY | 107 | 9 | 9 | |
| | | | | | | | 166 | 77 | 5 | 49 21/32 | 3 | 35 | D3TZ 4602-AC | 65 | 35 | 35 | |
| | | | D | 70B -- w/4.10 ratio | 136,160 | 77 | 5 | 42 13/16 | 3 | 35 | D4TZ 4602-C | 87 | 9 | 9 | | | |
| | | | | | 136,160 | 77/ | 5 | 41 63/64 | 3 | 36 | D7TZ 4602-AY | 107 | 9 | 9 | | | |
| | | | | | 166 | 77 | 5 | 49 21/32 | 3 | 35 | D3TZ 4602-AC | 65 | 35 | 35 | | | |
| | | | | D | 70B -- w/3.73, 4.56 ratio | 166 | 77/78 | 5 | 47 3/32 | 3 | 36 | D7TZ 4602-BF | 100 | 35 | 35 | | |
| | | | | | | 166 | 79 | 5 | 47 23/32 | 3 | | D9TZ 4602-BK | 100 | 35 | 42 | | |
| | | | | | | 166 | 77 | 2 | 48 29/32 | 3 | 35 | D4TZ 4602-AJ | 87 | 9 | 9 | | |
| | | G | 8 | 351 | D | 70B -- w/3.73, 4.56 ratio | 136 | 77 | 5 | 42 5/8 | 3 | 35 | | D3TZ 4602-M | 65 | 35 | 35 |
| | | | | | | | 136 | 77/78 | 5 | 42 5/16 | 2 1/2 | 36 | D7TZ 4602-BB | 100 | 35 | 35 | |
| | | | | | | | 136 | 77 | 5 | 42 13/16 | 3 | 35 | D4TZ 4602-C | 87 | 9 | 9 | |
| | | | | | | | 136 | 77/78 | 5 | 41 63/64 | 3 | 36 | D7TZ 4602-AY | 107 | 9 | 9 | |
| | | | | | | | 140 | 77 | 5 | 43 21/32 | 3 | 35 | D3TZ 4602-F | 65 | 35 | 35 | |
| | | | | | | | 140 | 77/78 | 5 | 45 15/32 | 2 1/2 | 36 | D7TZ 4602-BA | 100 | 35 | 35 | |
| | | | D | 70B -- w/4.10 ratio | 140 | 77 | 5 | 46 3/32 | 3 | 35 | D4TZ 4602-B | 87 | 9 | 9 | | | |
| | | | | | 140 | 77/78 | 5 | 45 17/64 | 3 | 36 | D7TZ 4602-AZ | 107 | 9 | 9 | | | |
| | | | | | 155 | 77 | 5 | 37 1/8 | 3 | 35 | D4TZ 4602-AK | 87 | 9 | 9 | | | |
| | | | | D | 70B | 155 | 77/78 | 5 | 36 19/64 | 3 | 36 | D7TZ 4602-AX | 107 | 9 | 9 | | |
| | | | | | | 155 | 77 | 5 | 42 5/8 | 3 | 35 | D3TZ 4602-M | 65 | 35 | 35 | | |
| | | | | | | 160 | 77/78 | 5 | 42 5/16 | 2 1/2 | 36 | D7TZ 4602-BB | 100 | 35 | 35 | | |
| | | D | 70B -- w/4.10 ratio | 160 | 77 | 5 | 42 13/16 | 3 | 35 | D4TZ 4602-C | 87 | 9 | 9 | | | | |
| | | | | 160 | 77/78 | 5 | 41 63/64 | 3 | 36 | D7TZ 4602-AY | 107 | 9 | 9 | | | | |
| | | | | 166 | 77 | 5 | 49 21/32 | 3 | 35 | D3TZ 4602-AC | 65 | 35 | 35 | | | | |
| D | 70B -- w/3.73, 4.56 ratio | | 166 | 77/78 | 5 | 47 23/32 | 3 | 36 | D7TZ 4602-BF | 100 | 35 | 35 | | | | | |
| | | | 166 | 77 | 2 | 48 29/32 | 3 | 35 | D4TZ 4602-AJ | 87 | 9 | 9 | | | | | |
| | | | 166 | 77/78 | 5 | 47 15/32 | 3 | 36 | D7TZ 4602-BG | 107 | 9 | 9 | | | | | |

NOTE 35 -- "Before Ser. Z00,001"

NOTE 36 -- "From Ser. Z00,001"

1973/79 TRUCK SERIES 100/500

| 4602 | | SHAFT ASSY.-DRIVE | | APPLICATION CHART | | | | | | | | | | | |
|-----------------------|--------------|-------------------|--------------|-----------------------|--------------|-------|------------------------|------|---------------|---|------------------|------------------|----------------------------|-----------------------------|----------------------------|
| S P E E D | TRANSMISSION | | ENGINE | | REAR AXLE | | WHEEL-BASE (INCHES) | YEAR | SIZE (INCHES) | | N O T E | PART NUMBER ▲ | CODE | | |
| | MODEL | T Y P E | C Y L. | C.I.D. OR MODEL | M F R. | MODEL | | | A | B | | | Y O K E T R | U- J O I N T | F R E N A R |

NOTE: ▲ REFER TO PAGE 1 OF SECTION 46.1 FOR AN EXPLANATION OF THE CHART AND THE CODES SHOWN.

F350 -- 2/W/D SERIES -- Cont'd.

| | | | | | | | | | | | | | | | | | |
|---|-------------|-----|---|----------|---|-----|--------------|-------|----------|----------|----|--------------|--------------|-------------|----|---|---|
| 4 | Warner T-18 | G | 8 | 390 | D | 70B | 136, 160 | 74/76 | 5 | 42 13/16 | 3 | | D4TZ 4602-C | 87 | 9 | 9 | |
| | | | | | | | 140 | 76 | 5 | 46 3/32 | 3 | | D4TZ 4602-B | 87 | 9 | 9 | |
| | | | | | | | 155 | | 5 | 37 1/8 | 3 | | D4TZ 4602-AK | 87 | 9 | 9 | |
| | | | | | | | 166 | 74/76 | 2 | 48 29/32 | 3 | | D4TZ 4602-AJ | 87 | 9 | 9 | |
| | | G | 8 | 400 | D | 70B | 136 | 77 | 5 | 42 13/16 | 3 | 35 | | D4TZ 4602-C | 87 | 9 | 9 |
| | | | | | | | 136 | 77/ | 5 | 41 63/64 | 3 | 36 | D7TZ 4602-AY | 107 | 9 | 9 | |
| | | | | | | | 140 | 77 | 5 | 46 3/32 | 3 | 35 | D4TZ 4602-B | 87 | 9 | 9 | |
| | | | | | | | 140 | 77/ | 5 | 45 17/64 | 3 | 36 | D7TZ 4602-AZ | 107 | 9 | 9 | |
| | 155 | | | | | | 77 | 5 | 37 1/8 | 3 | 35 | D4TZ 4602-AK | 87 | 9 | 9 | | |
| | 155 | | | | | | 77/ | 5 | 36 19/64 | 3 | 36 | D7TZ 4602-AX | 107 | 9 | 9 | | |
| | 160 | | | | | | 77 | 5 | 42 13/16 | 3 | 35 | D4TZ 4602-C | 87 | 9 | 9 | | |
| | 160 | | | | | | 77/ | 5 | 41 63/64 | 3 | 36 | D7TZ 4602-AY | 107 | 9 | 9 | | |
| | 166 | 77 | 2 | 48 29/32 | 3 | 35 | D4TZ 4602-AJ | 87 | 9 | 9 | | | | | | | |
| | 166 | 77/ | 5 | 47 15/32 | 3 | 36 | D7TZ 4602-BG | 107 | 9 | 9 | | | | | | | |

F350 -- 4/W/D SERIES

| | | | | | | | | | | | | | | | | |
|---|-----------------------------------|---|---|----------|---|-----|-----|----|---|----------|-------|---|--------------|-----|----|----|
| 3 | Ford C6 | G | 8 | 351, 400 | D | All | 133 | 79 | 4 | 22 13/32 | 2 1/2 | 6 | D9TZ 4602-Z | 108 | \$ | 35 |
| | | | | | | | 133 | | 4 | 60 15/64 | 3 1/2 | 7 | D9TZ 4602-BA | 98 | 35 | 42 |
| | | | | | | | 133 | | 4 | 25 7/32 | 2 1/2 | 8 | D9TZ 4602-AA | 108 | \$ | 35 |
| | | | | | | | 133 | | 4 | 54 9/16 | 3 1/2 | 9 | D9TZ 4602-AW | 109 | 35 | 42 |
| | | | | | | | 155 | | 4 | 22 13/32 | 2 1/2 | 6 | D9TZ 4602-Z | 108 | \$ | 35 |
| | | | | | | | 155 | | 4 | 56 31/32 | 3 | 7 | D9TZ 4602-AU | 109 | 35 | 42 |
| | | | | | | | 155 | | 4 | 25 7/32 | 2 1/2 | 8 | D9TZ 4602-AA | 108 | \$ | 35 |
| | | | | | | | 155 | | 4 | 56 31/32 | 3 | 9 | D9TZ 4602-AU | 109 | 35 | 42 |
| 4 | Warner T-18 New Process 435 | G | 8 | 400 | D | All | 133 | 79 | 4 | 19 15/32 | 2 1/2 | 4 | D9TZ 4602-Y | 108 | \$ | 35 |
| | | | | | | | 133 | | 4 | 63 15/64 | 3 1/2 | 5 | D9TZ 4602-AZ | 98 | 35 | 42 |
| | | | | | | | 155 | | 4 | 19 15/32 | 2 1/2 | 4 | D9TZ 4602-Y | 108 | \$ | 35 |
| | | | | | | | 155 | | 4 | 56 31/32 | 3 | 5 | D9TZ 4602-AU | 109 | 35 | 42 |

F500 SERIES

| | | | | | | | | | | | | | | | | | |
|---|--------------------|---|------|----------|---|-------|------|-------|-------|----------|---------|---|----------------|----------------|----|----|----|
| 4 | New Process 435 | G | 6, 8 | 300, 330 | E | 15201 | 134 | 73/77 | 5 | 43 3/16 | 3 | 1 | COTT 4605-AT | 30 | 32 | 32 | |
| | | | | | | | 134 | | 5 | 41 5/16 | 3 | 2 | ★ C9TZ 4602-F | 39 | 32 | 32 | |
| | | | | | | | 158 | | 5 | 41 15/32 | 3 | 1 | ★ C2TZ 4602-B | 30 | 2 | 32 | |
| | | | | | | | 158 | | 5 | 40 1/2 | 3 | 2 | ★ C8TZ 4602-CF | 39 | 32 | 32 | |
| | | | | | | | 176 | | 5 | 59 1/16 | 4 | 1 | C8TZ 4602-AU | 30 | 32 | 32 | |
| | | | | | | | 176 | | 5 | 57 13/16 | 4 | 2 | DOHZ 4602-N | 39 | 32 | 32 | |
| | | | | | | R | D100 | 134 | 73/77 | 5 | 42 1/16 | 3 | 1 | ★ C8HZ 4602-BY | 30 | 32 | 32 |
| | | | | | | | | 134 | | 5 | 43 5/16 | 3 | 2 | ★ DOHZ 4602-D | 39 | 32 | 32 |
| | | | | | | | | 158 | | 5 | 43 3/16 | 3 | 1 | COTT 4605-AT | 30 | 32 | 32 |
| | | | | | | | | 158 | | 5 | 41 5/16 | 3 | 2 | ★ C9TZ 4602-F | 39 | 32 | 32 |

NOTE 1 - 16 spline drive line. Shaft assy. uses 1410 size joint. For service use 055 size joint.

NOTE 2 - 32 spline drive line. Shaft assy. uses 055 size joint.

NOTE 4 - Transfer case to front axle.

NOTE 5 - Transfer case to rear axle.

NOTE 6 - Exc. full time transfer case to front axle.

NOTE 7 - Exc. full time transfer case to rear axle.

NOTE 8 - Full time transfer case to front axle.

NOTE 9 - Full time transfer case to rear axle.

NOTE 35 - "Before Ser. Z00,001"

NOTE 36 - "From Ser. Z00,001"

§ - Driveshaft uses (2) U-joints code 35.

1973/79
TRUCK SERIES 100/500

| 4602 | | SHAFT ASSY.-DRIVE | | APPLICATION CHART | | | | | | | | | | |
|-----------------------|-----------------------|-------------------|--------------|-------------------|-----------------------|----------------------------|------|---------------|---|------------------|------------------|--------|-------------|---------|
| S P E E D | TRANSMISSION MODEL | ENGINE | | REAL AXLE | | WHEEL- BASE (INCHES) | YEAR | SIZE (INCHES) | | N O T E | PART NUMBER ▲ | ▲ CODE | | |
| | | T Y P E | C Y L. | M F R. | M O D E L | | | A | B | | | Y | O K E | U-JOINT |

NOTE: ▲ REFER TO PAGE 1 OF SECTION 46.1 FOR AN EXPLANATION OF THE CHART AND THE CODES SHOWN.

F500 SERIES — Cont'd.

| | | | | | | | | | | | | | | | | | | | | | | | |
|---|--------------------|-----|-------|----------|----------|-------|-------|---------------------|----|----------|----------|----------|-----------------|--------|-----------------|----|----------|-------|-------|----------------|----|----|----|
| 4 | New Process 435 | G | 6, 8 | 300, 330 | R | F106 | 176 | | 5 | 61 1/16 | 4 | 1 | C8TZ 4602-AT | 30 | 32 | 32 | | | | | | | |
| | | | | | | | 176 | | 5 | 58 13/16 | 4 | 2 | ★ D0TZ 4602-C | 39 | 32 | 32 | | | | | | | |
| | | | | | | | 134 | 73/77 | 5 | 44 1/16 | 3 | 1 | ★ C8HZ 4602-BW | 30 | 32 | 32 | | | | | | | |
| | | | | | | | 134 | | 5 | 43 1/2 | 3 | 2 | C8HZ 4602-EY | 39 | 32 | 32 | | | | | | | |
| | | | | | | | 158 | | 5 | 41 7/8 | 3 | 1 | C1TZ 4602-V | 30 | 32 | 32 | | | | | | | |
| | | | | | | | 158 | | 5 | 40 3/16 | 3 | 2 | C8TZ 4602-DL | 39 | 32 | 32 | | | | | | | |
| | | | | | | | 176 | | 5 | 59 13/16 | 4 | 1 | D1TZ 4602-B | 30 | 32 | 32 | | | | | | | |
| | | | | | | | 176 | | 5 | 57 13/16 | 4 | 2 | DOHZ 4602-N | 39 | 32 | 32 | | | | | | | |
| 4 | Warner T-19 | G | 8 | 330 | E | 15201 | 134 | 75/77 | 5 | 43 1/16 | 3 | 10 | ★ D4TA 4602-AVA | 90 | 3 | 3 | | | | | | | |
| | | | | | | | 134 | | 5 | 41 5/16 | 3 | 2 | ★ C9TZ 4602-F | 39 | 32 | 32 | | | | | | | |
| | | | | | | | 158 | | 5 | 41 1/8 | 3 | 10 | ★ D4TA 4602-BRA | 90 | 3 | 3 | | | | | | | |
| | | | | | | | 158 | | 5 | 40 1/2 | 3 | 2 | ★ C8TZ 4602-CF | 39 | 32 | 32 | | | | | | | |
| | | | | | | | 176 | | 5 | 59 5/16 | 4 | 10 | ★ D4TA 4602-BEA | 90 | 3 | 3 | | | | | | | |
| | | | | | | | 176 | | 5 | 57 13/16 | 4 | 2 | DOHZ 4602-N | 39 | 32 | 32 | | | | | | | |
| | | | | | R | D100 | 134 | 75/77 | 5 | 44 13/16 | 3 | 10 | ★ D4TA 4602-AZA | 90 | 3 | 3 | | | | | | | |
| | | | | | | | 134 | | 5 | 43 5/16 | 3 | 2 | ★ DOHZ 4602-D | 39 | 32 | 32 | | | | | | | |
| | | | | | | | 158 | | 5 | 43 1/16 | 3 | 10 | ★ D4TA 4602-AVA | 90 | 3 | 3 | | | | | | | |
| | | | | | | | 158 | | 5 | 41 5/16 | 3 | 2 | C9TZ 4602-F | 39 | 32 | 32 | | | | | | | |
| | | | | | | | 176 | | 5 | 60 19/32 | 4 | 10 | ★ D4TA 4602-BGA | 90 | 3 | 3 | | | | | | | |
| | | | | | | | 176 | | 5 | 58 13/16 | 4 | 2 | ★ D0TZ 4602-C | 39 | 32 | 32 | | | | | | | |
| | | | | | R | F106 | 134 | 75/77 | 5 | 44 1/16 | 3 | 10 | ★ D4TA 4602-AYA | 90 | 3 | 3 | | | | | | | |
| | | | | | | | 134 | | 5 | 43 1/2 | 3 | 2 | C8HZ 4602-EY | 39 | 32 | 32 | | | | | | | |
| | | | | | | | 158 | | 5 | 41 13/16 | 3 | 10 | ★ D4TA 4602-ATA | 90 | 3 | 3 | | | | | | | |
| | | | | | | | 158 | | 5 | 40 3/16 | 3 | 2 | C8TZ 4602-DL | 39 | 32 | 32 | | | | | | | |
| | | | | | | | 176 | | 5 | 59 13/16 | 4 | 10 | ★ D4TA 4602-BFA | 90 | 3 | 3 | | | | | | | |
| | | | | | | | 176 | | 5 | 57 13/16 | 4 | 2 | DOHZ 4602-N | 39 | 32 | 32 | | | | | | | |
| | | | | | | | 5 | Clark 280 Series | G | 6, 8 | 300, 330 | E | 15201 | 134 | 73/74 | 5 | 40 13/16 | 3 1/2 | 1, 22 | ★ D0TZ 4602-L | 66 | 32 | 32 |
| | | | | | | | | | | | | | | 134 | | 5 | 41 5/16 | 3 | 2, 22 | ★ C9TZ 4602-F | 39 | 32 | 32 |
| | | | | | | | | | | | | | | 158 | | 5 | 39 13/16 | 3 1/2 | 1, 22 | D0TZ 4602-K | 66 | 32 | 32 |
| | | | | | | | | | | | | | | 158 | | 5 | 40 1/2 | 3 | 2, 22 | ★ C8TZ 4602-CF | 39 | 32 | 32 |
| | | | | | | | | | | | | | | 176 | | 5 | 57 5/16 | 4 | 1, 22 | ★ DOHZ 4602-AR | 66 | 32 | 32 |
| | | | | | | | | | | | | | | 176 | | 5 | 57 13/16 | 4 | 2, 22 | DOHZ 4602-N | 39 | 32 | 32 |
| R | D100 | 134 | 74/77 | 5 | 43 1/16 | 3 | | | | | | 10, 23 | ★ D4TA 4602-AVA | 90 | 3 | 3 | | | | | | | |
| | | 158 | | 5 | 41 1/8 | 3 | | | | | | 10, 23 | ★ D4TA 4602-BRA | 90 | 3 | 3 | | | | | | | |
| | | 176 | | 5 | 58 13/16 | 4 | | | | | | 10, 23 | ★ D4TA 4602-BDA | 90 | 3 | 3 | | | | | | | |
| | | 134 | 73/74 | 5 | 43 5/16 | 3 1/2 | | | | | | 1, 22 | DOHZ 4602-DH | 66 | 32 | 32 | | | | | | | |
| | | 134 | | 5 | 43 5/16 | 3 | | | | | | 2, 22 | ★ DOHZ 4602-D | 39 | 32 | 32 | | | | | | | |
| | | 158 | | 5 | 40 13/16 | 3 1/2 | | | | | | 1, 22 | ★ D0TZ 4602-L | 66 | 32 | 32 | | | | | | | |
| | | R | F106 | 158 | | 5 | | | | | | 41 5/16 | 3 | 2, 22 | ★ C9TZ 4602-F | 39 | 32 | 32 | | | | | |
| | | | | 176 | | 5 | | | | | | 58 13/16 | 4 | 1, 22 | ★ D0TZ 4602-E | 66 | 32 | 32 | | | | | |
| | | | | 176 | | 5 | | | | | | 58 13/16 | 4 | 2, 22 | ★ D0TZ 4602-C | 39 | 32 | 32 | | | | | |
| | | | | 134 | 74/77 | 5 | | | | | | 44 13/16 | 3 | 10, 23 | ★ D4TA 4602-AZA | 90 | 3 | 3 | | | | | |
| | | | | 158 | | 5 | | | | | | 42 13/16 | 3 | 10, 23 | ★ D4TA 4602-AUA | 90 | 3 | 3 | | | | | |
| | | | | 176 | | 5 | | | | | | 60 19/32 | 4 | 10, 23 | ★ D4TA 4602-BGA | 90 | 3 | 3 | | | | | |
| R | F106 | 134 | 73/74 | 5 | 41 13/16 | 3 1/2 | 1, 22 | DOHZ 4602-DG | 66 | 32 | 32 | | | | | | | | | | | | |
| | | 134 | | 5 | 43 1/2 | 3 | 2, 22 | C8HZ 4602-EY | 39 | 32 | 32 | | | | | | | | | | | | |
| | | 158 | | 5 | 39 13/16 | 3 1/2 | 1, 22 | D0TZ 4602-K | 66 | 32 | 32 | | | | | | | | | | | | |
| | | 158 | | 5 | 40 3/16 | 3 | 2, 22 | C8TZ 4602-DL | 39 | 32 | 32 | | | | | | | | | | | | |

NOTE 1 - 16 spline drive line. Shaft assy. uses 1410 size joint. For service use 055 size joint.

NOTE 2 - 32 spline drive line. Shaft assy. uses 055 size joint.

NOTE 10 - Shaft assy. incl. 1410 size joint.

NOTE 22 - "Before Ser. T20,001"

NOTE 23 - "From Ser. T20,001"

1973/79
TRUCK SERIES 100/500

| 4602 | | SHAFT ASSY.-DRIVE | | APPLICATION CHART | | | | | | | | | | | |
|-----------------------|-----------------------|-------------------|--------------|-----------------------|--------------|-------|----------------------------|------|---------------|---|------------------|------------------|------------------------|------------------------------|-----------------------|
| S P E E D | TRANSMISSION MODEL | ENGINE | | | REAL AXLE | | WHEEL- BASE (INCHES) | YEAR | SIZE (INCHES) | | | PART NUMBER ▲ | CODE | | |
| | | T Y P E | C Y L. | C.I.D. OR MODEL | M F R. | MODEL | | | A | B | N O T E | | Y O K E T. | U- J O I N T. | R E N A R |

NOTE: ▲ REFER TO PAGE 1 OF SECTION 46.1 FOR AN EXPLANATION OF THE CHART AND THE CODES SHOWN.

F500 SERIES — Cont'd

| | | | | | | | | | | | | | | | | |
|---|---------------------|---|------|----------|---|-------|-----|-------|---|----------|-------|-------|-----------------|----|----|----|
| 5 | Clark 280 Series | G | 6,8 | 300,330 | R | F106 | 176 | | 5 | 57 5/16 | 4 | 1,22 | ★ D0HZ 4602-AR | 66 | 32 | 32 |
| | | | | | | | 176 | | 5 | 57 13/16 | 4 | 2,22 | D0HZ 4602-N | 39 | 32 | 32 |
| | | | | | | | 134 | 74/77 | 5 | 44 1/16 | 3 | 10,23 | ★ D4TA 4602-AYA | 90 | 3 | 3 |
| | | | | | | | 158 | | 5 | 41 13/16 | 3 | 10,23 | ★ D4TA 4602-ATA | 90 | 3 | 3 |
| | | | | | | | 176 | | 5 | 59 13/16 | 4 | 10,23 | ★ D4TA 4602-BFA | 90 | 3 | 3 |
| 5 | New Process 542 | G | 6, 8 | 300, 330 | E | 15201 | 134 | 73/74 | 5 | 40 13/16 | 3 1/2 | 1,22 | ★ DOTZ 4602-L | 66 | 32 | 32 |
| | | | | | | | 134 | | 5 | 41 5/16 | 3 | 2,22 | ★ C9TZ 4602-F | 39 | 32 | 32 |
| | | | | | | | 158 | | 5 | 39 13/16 | 3 1/2 | 1,22 | D0TZ 4602-K | 66 | 32 | 32 |
| | | | | | | | 158 | | 5 | 40 1/2 | 3 | 2,22 | ★ C8TZ 4602-CF | 39 | 32 | 32 |
| | | | | | | | 176 | | 5 | 57 5/16 | 4 | 1,22 | ★ D0HZ 4602-AR | 66 | 32 | 32 |
| | | | | | | | 176 | | 5 | 57 13/16 | 4 | 2,22 | D0HZ 4602-N | 39 | 32 | 32 |
| | | | | | | | 134 | 74/77 | 5 | 43 1/16 | 3 | 10,23 | ★ D4TA 4602-AVA | 90 | 3 | 3 |
| | | | | | | | 158 | | 5 | 41 1/8 | 3 | 10,23 | ★ D4TA 4602-BRA | 90 | 3 | 3 |
| | | | | | | | 176 | | 5 | 59 5/16 | 4 | 10,23 | ★ D4TA 4602-BEA | 90 | 3 | 3 |
| | | | | | | | 176 | | 5 | 59 5/16 | 4 | 10,23 | ★ D4TA 4602-BEA | 90 | 3 | 3 |
| 5 | New Process | G | 6,8 | 300,330 | R | D100 | 134 | 73/74 | 5 | 43 5/16 | 3 1/2 | 1,22 | D0HZ 4602-DH | 66 | 32 | 32 |
| | | | | | | | 134 | | 5 | 43 5/16 | 3 | 2,22 | ★ D0HZ 4602-D | 39 | 32 | 32 |
| | | | | | | | 158 | | 5 | 40 13/16 | 3 1/2 | 1,22 | ★ DOTZ 4602-L | 66 | 32 | 32 |
| | | | | | | | 158 | | 5 | 41 5/16 | 3 | 2,22 | ★ C9TZ 4602-F | 39 | 32 | 32 |
| | | | | | | | 176 | | 5 | 58 13/16 | 4 | 1,22 | ★ DOTZ 4602-E | 66 | 32 | 32 |
| | | | | | | | 176 | | 5 | 58 13/16 | 4 | 2,22 | ★ DOTZ 4602-C | 39 | 32 | 32 |
| | | | | | | | 134 | 74/77 | 5 | 44 13/16 | 3 | 10,23 | ★ D4TA 4602-AZA | 90 | 3 | 3 |
| | | | | | | | 158 | | 5 | 43 1/16 | 3 | 10,23 | ★ D4TA 4602-AVA | 90 | 3 | 3 |
| | | | | | | | 176 | | 5 | 60 19/32 | 4 | 10,23 | ★ D4TA 4602-BGA | 90 | 3 | 3 |
| | | | | | | | 176 | | 5 | 60 19/32 | 4 | 10,23 | ★ D4TA 4602-BGA | 90 | 3 | 3 |
| 5 | New Process | G | 6,8 | 300,330 | R | F106 | 134 | 73/74 | 5 | 53 13/16 | 3 1/2 | 1,22 | D0HZ 4602-DN | 66 | 32 | 32 |
| | | | | | | | 134 | | 5 | 43 1/2 | 3 | 2,22 | C8HZ 4602-EY | 39 | 32 | 32 |
| | | | | | | | 158 | | 5 | 39 13/16 | 3 1/2 | 1,22 | D0TZ 4602-K | 66 | 32 | 32 |
| | | | | | | | 158 | | 5 | 40 3/16 | 3 | 2,22 | C8TZ 4602-DL | 39 | 32 | 32 |
| | | | | | | | 176 | | 5 | 57 5/16 | 4 | 1,22 | ★ D0HZ 4602-AR | 66 | 32 | 32 |
| | | | | | | | 176 | | 5 | 57 13/16 | 4 | 2,22 | D0HZ 4602-N | 39 | 32 | 32 |
| | | | | | | | 134 | 74/77 | 5 | 43 1/16 | 3 | 10,23 | ★ D4TA 4602-AVA | 90 | 3 | 3 |
| | | | | | | | 158 | | 5 | 41 13/16 | 3 | 10,23 | ★ D4TA 4602-ATA | 90 | 3 | 3 |
| | | | | | | | 176 | | 5 | 59 13/16 | 4 | 10,23 | ★ D4TA 4602-BFA | 90 | 3 | 3 |

M450/500 SERIES

| | | | | | | | | | | | | | | | | |
|---|---------|---|---|---------|---|------|-----|-------|---|----------|---|--|----------------|----|----|----|
| 3 | Ford C6 | G | 8 | 360,390 | R | C100 | 125 | 73/74 | 5 | 35 13/16 | 4 | | D3HZ 4602-BD | 66 | 32 | 32 |
| | | | | | | | 125 | 73/76 | 5 | 35 13/16 | 4 | | D3HZ 4602-BD | 66 | 32 | 32 |
| | | | | | | | 137 | | 5 | 46 13/16 | 4 | | D3HZ 4602-BE | 66 | 32 | 32 |
| | | | | | | | 158 | | 5 | 45 13/16 | 4 | | ★ D3HZ 4602-BC | 66 | 32 | 32 |
| | | | | | | | 178 | | 5 | 52 13/16 | 4 | | ★ D3HZ 4602-BF | 66 | 32 | 32 |

NOTE 1 - 16 spline drive line. Shaft assy. uses 1410 size joint. For service use 055 size joint.

NOTE 2 - 32 spline drive line. Shaft assy. uses 055 size joint.

NOTE 10 - Shaft assy. incl. 1410 size joint.

NOTE 22 - "Before Ser. T20,001"

NOTE 23 - "From Ser. T20,001"

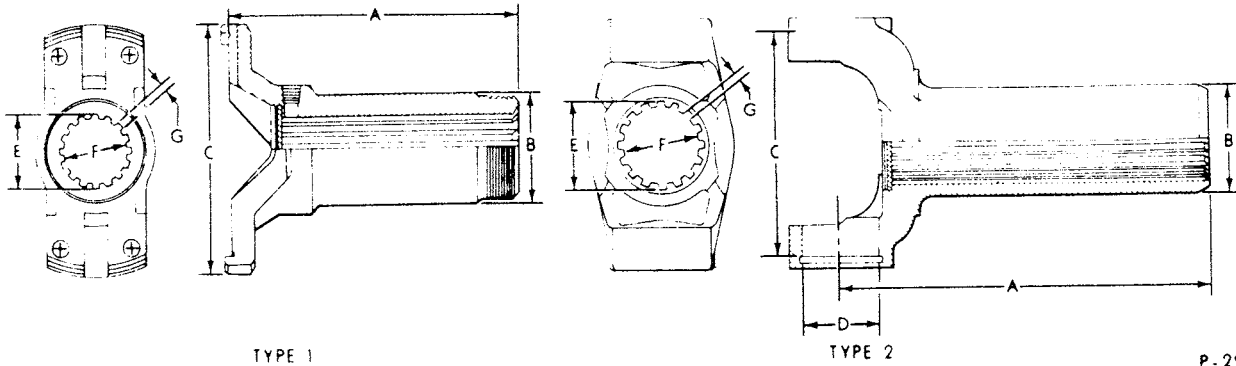
1973/79
TRUCK SERIES 100/500

| YEAR | MODEL/RESTRICTIONS | PART NUMBER | DESCRIPTION | QTY. | | |
|--------|--|----------------|--|----------------|---------------|---------|
| 4800 | SUPPORT ASSY. (COUPLING SHAFT CENTER BEARING)-For Model Application refer to Coupling Shaft Parts List Section 48.1, Page 1 | | | | | |
| 73/77 | "Before Ser. Y00,001" | ★ D4TZ 4800-A | 1.37" I.D. - 2.83" O.D. center bearing- 1/2" x 9/16" slotted hole in mounting bracket - r/b D7TZ 4800-A (6/78) | 1 | | |
| 77 | "From Ser. Y00,001" | ★ D7TZ 4800-A | 1.37" I.D. - 2.83 O.D. center bearing - 1/2 x 63/64" slotted hole in mounting bracket - r/b D8TZ 4800-A (6/78) | 1 | | |
| 75/ | | D5UZ 4800-A | 1.37" I.D. - 2.83 O.D. center bearing- 1/2" x 1" slotted hole in mounting bracket | 1 | | |
| 73/ | | D4TZ 4800-C | 1.57" I.D. - 3.14 O.D. center bearing | 1 | | |
| 75/ | | D5TZ 4800-A | 1.57" I.D. - 2.83 O.D. center bearing | 1 | | |
| 78/79 | "Before Ser. EJ0,001" | D8TZ 4800-A | 1.37" I.D.-2.83 O.D. center bearing - 1/2" x 63/64" slotted hole in mounting bracket w/o lip on bracket | 1 | | |
| 79 | "From Ser. EJ0,001" | D9TZ 4800-A | 1.37" I.D.-2.83 O.D. center bearing-1/2" x 63/64 slotted hole in mounting bracket w/lip on bracket | 1 | | |
| 4805-8 | SUPPORT COUPLING SHAFT CENTER BEARING - Also Refer to Coupling Shaft Parts List Section 48.1 Page 1 | | | | | |
| 74/76 | F100/350 (Super Cab) -- with 155" wheel base | D4TZ 4808-A | Front fuel tank support for mid ship tank-- 34 11/16" long x 4 1/2" wide - 8 holes | 1 | | |
| 77/ | F100/350 (Super Cab) | D9TZ 4808-A | Coupling shaft center support | 1 | | |
| 4813 | Refer to Transmission Parts List in Sections 70 and A70, page 1 | | | | | |
| 4816-7 | SHAFT ASSY. (COUPLING)-Refer to page 1 of Section 48.1 | | | | | |
| 4818 | Refer to Coupling Shaft Parts List Section 48.1, page 1 | | | | | |
| 4819 | WASHER (UNIVERSAL JOINT SLIP YOKE DUST CAP)-Refer to Slip Yoke Related Parts group 4841 | | | | | |
| 4A819 | NUT (COUPLING SHAFT FLANGE RETAINING) | | | | | |
| 73/ | F-B500 | C9HZ 4A819-A | 1 1/4"-18 5/8" thick x 2 1/8" across flats | 1 | | |
| 4820 | SEAL (UNIVERSAL JOINT SLIP YOKE DUST CAP)-Refer to Slip Yoke Related Parts Chart group 4841 | | | | | |
| 4826 | Refer to Coupling Shaft Parts Lists Section 48.1, page 1 | | | | | |
| 4831 | PLATE (COUPLING SHAFT SUPPORT) - Refer to Coupling Shaft Parts List Section 48.1, Page 1. | | | | | |
| 73/ | All with 2/W/D | | | | | |
| 4831 | SPACER (COUPLING SHAFT BEARING BRACKET)-Refer to Parts List No. 9 in Section 48.3 | | | | | |
| 73/ | All with 4/W/D | | | | | |
| 4835 | Refer to Coupling Shaft Parts List Section 48.1, page 1 | | | | | |
| 4840 | BEARING (COUPLING SHAFT SUPPORT)-Refer to Coupling Shaft Parts List Section 48.1, page 1 | | | | | |
| 4840 | BEARING KIT (COUPLING SUPPORT)-For Model Application refer to Coupling Shaft Parts Lists Section 48.1, page 1 | | | | | |
| 73/ | | ★ D2TZ 4840-B | R/B D4TZ 4800-C | 1 | | |
| | Consists of | | | | | |
| | 2-B5Q 4805-B | Baffle | 1-B5QH 4818-B | Retainer | 1-B5TZ 4840-B | Bearing |
| | 1-C1TZ 4808-A | Center support | 1-B5QH 4826-B | Support sleeve | | |

1973/79
TRUCK SERIES 100/500

4841

SLIP YOKE (UNIVERSAL JOINT) – For Driveshaft Application refer to Section 46.1, page 1. For Coupling Shaft Application refer to Section 48.1, page 1.



P-2918

For related cap, seal and washer see chart which follows:

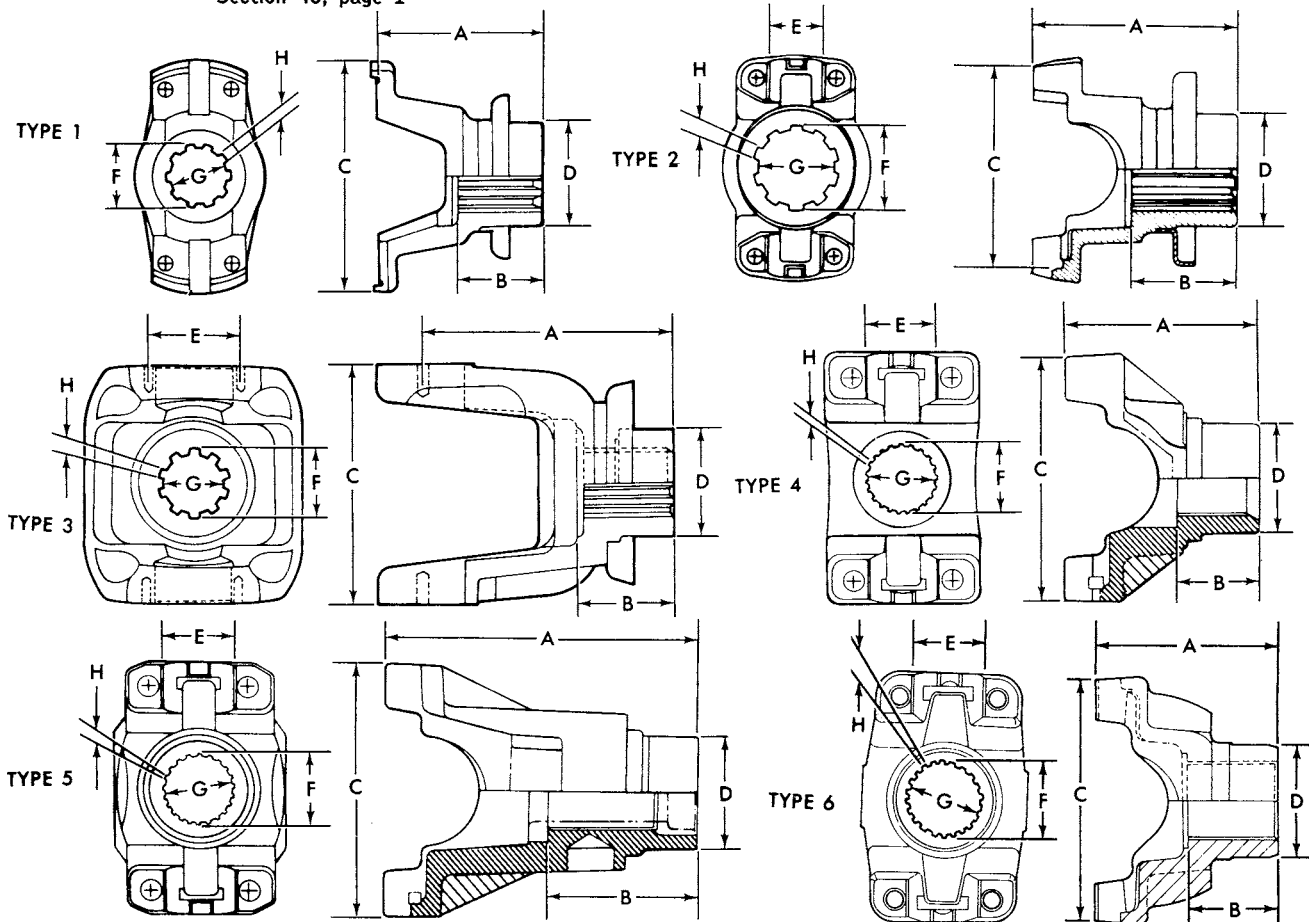
SIZE IDENTIFICATION CHART

| INDUSTRY DESIG. | DIMENSIONS (INCHES) | | | | | | | DRIVE- SHAFT CODE | TYPE | PART NUMBER | SPLINES |
|--------------------|---------------------|---------|---------|---------|---------|---------|------|-------------------------|------|---------------------------------|---------|
| | A | B | C | D | E | F | G | | | | |
| 055 | 5 11/16 | 2 1/8 | 3 7/8 | 1 7/32 | 1 1/2 | 1 3/8 | 1/16 | 39 | 2 | C5TZ 4841-C | 32 |
| 1260 | 4 1/4 | 1 19/32 | 3 15/32 | 1 1/16 | 1 11/64 | 1 1/32 | 1/8 | 22 | 2 | TAAA 4841-A | 16 |
| 1280/1310 | 6 | 1 1/2 | 3 11/32 | 1 1/16 | 1 13/64 | 1 3/32 | | 41 | 2 | C5TZ 4841-E | 28 |
| 1310 | 5 1/8 | 1 1/2 | 3 15/32 | 1 1/16 | 1 13/64 | 1 3/32 | 3/64 | 5 | 2 | B7C 4841-A | 28 |
| 1310 | 6 | 1 3/4 | 3 11/32 | 1 1/16 | 1 3/8 | 1 3/16 | 1/8 | 42 | 2 | C5TZ 4841-F | 16 |
| 1310 | 6 | 1 11/16 | 3 15/32 | 1 1/16 | 1 3/8 | 1 17/64 | 1/16 | 85 | 2 | D3TZ 4841-D | 31 |
| 1310 | 6 1/32 | 1 9/32 | 3 11/32 | 1 5/32 | | | | 80 | 2 | D3TZ 4841-A | 28 |
| 1310 | 6 7/8 | 1 11/16 | 3 11/32 | | 1 3/16 | 1 3/8 | 1/8 | 60 | 2 | C7TZ 4841-A | 16 |
| 1310 | 8 1/4 | 1 15/16 | 3 11/32 | 1 5/32 | | | | 81 | 2 | D3TZ 4841-B | 28 |
| 1310 | 9 1/4 | 1 15/16 | 3 11/32 | 1 5/32 | | | | 82 | 2 | D3UZ 4841-A | 28 |
| 1310 | 8 7/32 | 1 11/16 | 3 1/2 | | 1 3/8 | 1 17/16 | | 83 | 2 | C3AZ 4841-A | 31 |
| 1310 | 8 25/64 | 1 43/64 | 3 15/32 | 1 1/16 | 1 3/8 | 1 17/64 | 1/16 | 92 | 2 | D5TZ 4841-A | 31 |
| 1310 | 8 9/64 | 1 11/16 | 3 9/64 | 1 5/32 | | | | 97 | 2 | D7TZ 4841-A | 31 |
| 1310 | 6 11/16 | 1 7/8 | 3 15/32 | 1 1/16 | 1 3/8 | 1 3/16 | 1/8 | 99 | 2 | D7TZ 4841-C | 15 |
| 1310 | 7 7/8 | 1 3/4 | 3 11/32 | 1 5/64 | 1 3/8 | 1 3/16 | 9/64 | 112 | 2 | D8TZ 4841-A | 16 |
| 1330 | 6 | 1 11/16 | 3 3/4 | 1 1/16 | 1 5/16 | | | 84 | 2 | D3TZ 4841-C | 31 |
| 1330 | 6 | 1 11/16 | 3 3/4 | 1 1/16 | 1 3/8 | 1 3/16 | 1/8 | 65 | 2 | C8TZ 4841-A | 16 |
| 1330 | 8 5/32 | 1 11/16 | 3 29/32 | | 1 3/8 | 1 17/64 | | 89 | 2 | C7SZ 4841-A | 32 |
| 1330 | 8 15/32 | 1 43/64 | 3 3/4 | 1 5/64 | 1 3/8 | 1 17/64 | 3/64 | 96 | 2 | D5TZ 4841-C | 31 |
| 1330 | 8 5/32 | 1 11/16 | 3 47/64 | 1 5/32 | 1 25/64 | 1 17/64 | | 94 | 2 | D5UZ 4841-A | 31 |
| 1330 | 7 3/4 | 1 11/16 | 3 7/8 | 1 5/64 | 1 3/8 | 1 3/16 | 1/8 | 98 | 2 | D7TZ 4841-B | 16 |
| 1330 | 6 5/8 | 1 7/8 | 3 7/8 | 1 1/16 | 1 3/8 | 1 3/16 | 1/8 | 100 | 2 | D7TZ 4841-D | 15 |
| 1330 | 6 | 1 3/4 | 3 43/64 | | 1 3/8 | 1 3/16 | 9/64 | 108 | 2 | D9TZ 4841-A | 16 |
| 1330 | 7 1/2 | 1 3/4 | 3 43/64 | 1 1/16 | 1 3/8 | 1 3/16 | 9/64 | 109 | 2 | D9TZ 4841-B | 16 |
| 1330 | 5 59/64 | 1 1/2 | 3 3/4 | 1 5/64 | 1 7/32 | 1 7/64 | 3/64 | 110 | 2 | D9TZ 4841-C | 28 |
| 1330 | 5 29/32 | 1 1/2 | 3 15/16 | | 1 7/32 | 1 3/32 | | 111 | 2 | ★D7AZ 4841-A r/b E0TZ 4841-A | 28 |
| 1330 | 9 1/4 | 1 1/2 | 3 47/64 | 1 5/64 | 1 7/32 | 1 3/32 | | 113 | 2 | D9TZ 4841-D | 28 |
| 1350 | 5 1/4 | 1 21/32 | 3 7/8 | 1 3/16 | 1 3/8 | 1 3/16 | 1/8 | 23 | 2 | TDAA 4841-A | 16 |
| 1350 | 8 15/32 | 1 21/32 | 3 7/8 | 1 3/16 | 1 25/64 | 1 17/64 | 3/64 | 93 | 2 | D5TZ 4841-B | 31 |
| 1350 | 7 5/16 | 1 13/16 | 3 7/8 | 1 3/16 | 1 1/2 | 1 5/16 | 5/16 | 95 | 2 | D5UZ 4841-B | 16 |
| 1350 | 6 13/16 | | 3 7/8 | 1 3/16 | 1 3/8 | 1 3/16 | 1/8 | 107 | 2 | D7TZ 4841-E | 15 |
| 1410 | 5 1/4 | 1 45/64 | 4 7/16 | 1 3/16 | 1 3/8 | 1 3/16 | 1/8 | 30 | 2 | TEAA 4841-A | 16 |
| 1410 | 6 13/16 | 1 31/32 | 4 5/16 | 1 13/64 | 1 37/64 | 1 3/16 | 3/32 | 66 | 2 | C8TZ 4841-B | 16 |
| 1410 | 7 7/8 | 1 11/16 | 3 15/32 | | 1 3/16 | 1 3/8 | | 86 | 2 | C9TZ 4841-A | 16 |
| 1410 | 5 1/4 | 2 | 4 7/16 | 1 3/16 | 1 1/2 | 1 5/16 | 5/32 | 90 | 2 | D4HZ 4841-D | 16 |

SLIP YOKE RELATED PARTS CHART

| DRIVE SHAFT CODE | SLIP YOKE | INDUSTRY DESIG. | SPLINES | CAP | SEAL | WASHER |
|---|---------------|-----------------|---------|-------------|-------------|-------------|
| 4841 SLIP YOKE (UNIVERSAL JOINT) | | | | | | |
| Notes: % No threads, Δ Used with type 5 shaft, ◇ Short spline | | | | | | |
| 22 | %TAAA 4841-A | 1260 | 16 | | | |
| 23 | Δ TDAA 4841-A | 1350 | 16 | 01Y 7077 | B3D 4820-A | B3D 4819-A |
| 30 | TEAA 4841-A | 1410 | 16 | 01Y 7077 | B3D 4820-A | B3D 4819-A |
| 39 | C5TZ 4841-C | 055 | 32 | C5TZ 4710-C | | C5TZ 4819-C |
| 42 | ◇ C5TZ 4841-F | 1310 | 16 | 01Y 7077 | D2TZ 4820-A | B5T 4819-A |
| 42 | Δ C5TZ 4841-F | 1310 | 16 | 01Y 7077 | B3D 4820-A | B3D 4819-A |
| 60 | C7TZ 4841-A | 1310 | 16 | 01Y 7077 | D2TZ 4820-A | B5T 4819-A |
| 65 | C8TZ 4841-A | 1330 | 16 | 01Y 7077 | B3D 4820-A | B3D 4819-A |
| 66 | C8TZ 4841-B | 1410 | | C1TT 4710-A | C1TT 4343-C | C1TT 4342-C |
| 86 | C9TZ 4841-A | 1310 | 16 | 01Y 7077 | D2TZ 4820-A | B5T 4819-A |
| 87 | D3TZ 4841-F | 1350 | | 01T 7077 | D3TZ 4343-A | D3TZ 4342-A |
| 90 | D4HZ 4841-D | 1410 | 16 | 01T 7077 | D4HZ 4343-B | D4HZ 4342-A |
| 95 | D5UZ 4841-B | 1350 | | 01T 7077 | D3TZ 4343-A | D3TZ 4342-A |
| 98 | D7TZ 4841-B | 1330 | 16 | 01Y 7077 | D2TZ 4820-A | B5T 4819-A |
| 99 | D7TZ 4841-C | 1310 | | D8TZ 4710-A | | |
| 100 | D7TZ 4841-D | 1330 | | D8TZ 4710-A | | |
| 106 | D7TZ 4841-E | 1350 | 15 | D8TZ 4710-A | | |
| 108 | D9TZ 4841-A | 1330 | 16 | D8TZ 4710-A | | |
| 109 | D9TZ 4841-B | 1330 | 16 | D8TZ 4710-A | | |
| 112 | D8TZ 4841-A | 1310 | 16 | D8TZ 4710-A | | |

4851 FLANGE ASSY. (UNIVERSAL JOINT AXLE END)-For Rear Axle Application refer to Parts Lists
Section 40, page 1



1973/79
TRUCK SERIES 100/500

SIZE IDENTIFICATION CHART

| TYPE | DIMENSIONS (INCHES) | | | | | | | | IDENTIFICATION | NS U P M L B I E N R E S | IND. DESIG. | PART NUMBER |
|------|---------------------|---|---|---|---|---|---|---|----------------|---|----------------|-------------|
| | A | B | C | D | E | F | G | H | | | | |

4851 FLANGE ASSY. (UNIVERSAL JOINT AXLE END)

For Rear Axle Application refer to Parts Lists Section 40, page 1.

Note 1- Use on Datona axle which has one large pinion bearing

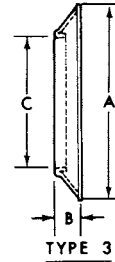
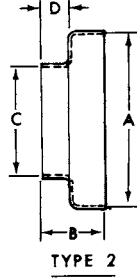
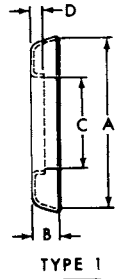
Note 2- Use on non-Datona axle which has two pinion bearings (same size)

| | | | | | | | | | | | | | |
|---|---------|---------|---------|---------|---------|--------|---------|-------|-----------------------|----|------|------------------|------------------|
| 2 | 2 31/32 | 1 1/2 | 3 7/32 | 1 7/8 | 1 1/16 | 1 1/4 | 1 3/32 | 3/16 | | 10 | 1310 | B5D | 4851-A |
| 2 | 3 15/32 | 1 7/16 | 3 5/8 | 2 1/8 | 1 3/16 | 1 3/8 | 1 3/16 | 7/32 | A2-L-2040 | 10 | 1350 | D6TZ | 4851-B |
| 2 | 3 1/2 | 1 7/16 | 4 3/16 | 2 1/8 | 1 3/16 | 1 3/8 | 1 3/16 | 7/32 | A4-L-2241 | 10 | 1410 | D6TZ | 4851-C |
| 2 | 3 17/32 | 1 3/4 | 4 3/16 | 2 1/8 | 1 3/16 | 1 3/8 | 1 3/16 | 7/32 | | 10 | 1410 | B7T | 4851-B |
| 2 | 3 1/32 | 1 1/2 | 3 7/8 | 1 9/16 | 1 | 1 1/8 | 1 1/32 | 11/64 | 2-4-2521-X | 10 | 1350 | C1TT | 4851-F |
| 2 | 4 1/16 | 2 7/16 | 3 5/8 | 1 13/16 | | 1 1/16 | 1 9/64 | | | 28 | 1310 | C3SZ | 4851-A |
| 2 | 4 1/16 | 2 27/64 | 3 7/32 | 1 13/16 | 1 5/8 | 1 1/4 | 1 7/16 | | | 28 | 1310 | ★C3TZ r/bD4TZ | 4851-A 4851-D |
| 2 | 3 | 1 1/2 | 3 7/32 | 1 35/64 | 1 1/16 | 1 9/64 | | | 2-4-2281-X | 26 | 1310 | C6TZ | 4851-D |
| 2 | 3 | 1 1/2 | 3 5/8 | 1 35/64 | | 1 9/64 | 1 1/16 | | 2-4-3581-X, 3651-X | 26 | 1330 | C6TZ | 4851-E |
| 2 | 4 3/16 | 2 3/16 | 4 3/16 | 2 1/4 | 1 9/32 | 1 1/2 | 1 9/64 | 15/64 | AX-2468 | 10 | 1480 | C7TZ | 4851-G |
| 2 | 4 3/16 | 2 3/16 | 4 3/16 | 2 1/4 | 1 9/32 | 1 1/2 | 1 9/64 | 15/64 | A2X-2468 | 10 | 1480 | D5HZ | 4851-A |
| 2 | 4 3/16 | 2 3/16 | 4 3/16 | 2 1/4 | 1 9/32 | 1 1/2 | 1 19/64 | | 57451 | 10 | 1480 | C8TZ | 4851-B |
| 2 | | | 3 5/8 | | | | | | 2-4-4291-X | 29 | 1330 | D0TZ | 4851-A |
| 2 | | | 3 7/32 | | | | | | 2-4-3801-X | 29 | 1310 | D0TZ | 4851-B |
| 2 | 3 15/32 | 1 3/4 | 3 7/8 | 2 1/8 | 1 3/16 | 1 3/8 | 1 3/16 | 7/32 | | 10 | 1350 | TDAA | 4851-A |
| 2 | 4 | 1 3/4 | 4 7/16 | 2 3/8 | 1 3/16 | 1 1/2 | 1 9/32 | 15/64 | AB-1848 | 10 | 1410 | 8TH | 4851 |
| 2 | 4 | 1 3/4 | 4 7/16 | 2 3/8 | 1 3/16 | 1 1/2 | 1 9/32 | 15/64 | A4B-1848 | 10 | 1410 | D5TZ | 4851-C |
| 2 | | | 3 7/8 | | | | | | | 29 | 1350 | D4TZ | 4851-A |
| 2 | | | | | | | | | | 30 | 1310 | D3UZ | 4851-A |
| 4 | 3 25/32 | 2 1/8 | 3 5/8 | 2 1/2 | 1 13/32 | 1 7/32 | 1 1/8 | 5/64 | Note 1 | 28 | 1330 | ★D3TZ r/bD4TZ | 4851-C 4851-C |
| 4 | 4 1/16 | 1 11/64 | 3 5/8 | 1 13/16 | 1 1/16 | 1 7/32 | 1 9/64 | 5/64 | Note 2 | 28 | 1330 | D6TZ | 4851-A |
| 4 | 4 1/16 | 2 7/16 | 3 19/32 | 1 13/16 | 1 1/16 | 1 7/32 | 1 9/64 | 5/64 | Note 2 | 28 | 1310 | ★D3TZ r/bD4TZ | 4851-B 4851-D |
| 4 | 3 25/32 | 2 9/64 | 3 27/32 | 1 13/16 | 1 5/64 | 1 7/32 | 1 9/64 | 5/64 | Note 1 | 28 | 1330 | D4TZ | 4851-C |
| 4 | 3 25/32 | 2 9/64 | 3 19/32 | 1 13/16 | 1 1/16 | 1 7/32 | 1 9/64 | 5/64 | Note 1 | 28 | 1310 | D4TZ | 4851-B |
| 4 | 4 1/16 | 2 27/64 | 3 7/8 | 1 13/16 | 1 1/8 | 1 7/32 | 1 9/64 | 5/64 | | 28 | 1330 | D9TZ | 4851-A |
| 4 | 4 1/16 | 2 7/16 | 3 19/32 | 1 13/16 | 1 1/16 | 1 7/32 | 1 9/64 | 5/64 | Note 2 | 28 | 1310 | D4TZ | 4851-D |
| 6 | 3 | 1 1/2 | 3 5/8 | 1 7/8 | 1 9/16 | 1 9/32 | 1 3/16 | 1/16 | | 29 | 1330 | D8TZ | 4851-A |

1973/79
TRUCK SERIES 100/500

4852 Refer to group 7089

4859 DEFLECTOR (REAR AXLE DRIVE PINION OIL SEAL)—For Rear Axle Application refer to Parts Lists Section 40, page 1



P-5797

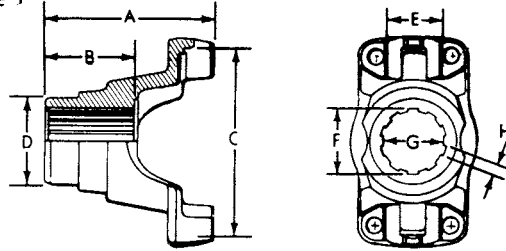
SIZE IDENTIFICATION CHART

| TYPE | DIMENSION (INCHES) | | | | S-SPICER F-FORD T-TIMKEN | | PART NUMBER |
|------|--------------------|-------|---------|-------|--------------------------|-------------|-------------|
| | A | B | C | D | VENDOR PART NUMBER | | |
| 1 | 3 11/16 | 9/16 | 2 | 3/16 | F | D2SW 4859A | D2SZ 4859-A |
| 1 | 3 15/16 | 17/32 | 2 3/16 | 5/16 | S | 230421 | B9TT 4859-A |
| 1 | 2 1/8 | | 1 35/64 | | S | 20458X | 8M 4859 |
| 1 | 4 1/16 | 1 | 2 3/16 | 27/64 | T | 2297-L-896 | C1TT 4859-B |
| 2 | 3 7/16 | 7/8 | 2 3/16 | 13/32 | T | 2297-S-695 | D3TZ 4859-A |
| 2 | 3 15/16 | 5/8 | 2 3/16 | 13/32 | T | 2297-F-760 | D3HZ 4859-A |
| 2 | 4 1/2 | 7/8 | 2 3/16 | 13/32 | T | 2297-B-3096 | D6TZ 4859-A |
| 3 | 2 15/16 | 13/32 | 2 | | F | D2AW 4859-A | D2AZ 4859-A |

4861 Refer to group 4730 or 5783

1973/79
TRUCK SERIES 100/500

4865 FLANGE (COUPLING SHAFT UNIVERSAL JOINT) – For Application refer to Coupling Shaft Parts List Section 48.1, page 1

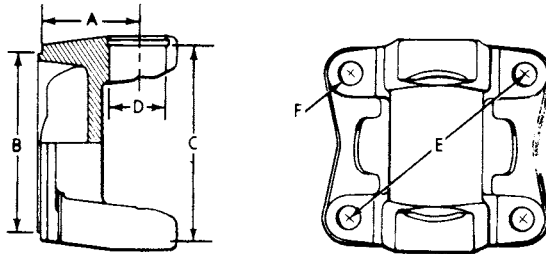


TYPE 2

SIZE IDENTIFICATION CHART

| TYPE | DIMENSIONS (INCHES) | | | | | | | | SPLINES | INDUSTRY DESIG. | PART NUMBER |
|--|---------------------|-------|--------|-------|--------|-------|---------|------|---------|-----------------|---------------|
| | A | B | C | D | E | F | G | H | | | |
| Note: % Use C6TZ 4A254-A U-Joint Retainer Plate with 73/77 B-F500-with 055 Cleveland joints ⊕ Use 304769-S2 bolt (5/8"-14 x 1 1/2") and 34851-S spring lockwasher attach to shaft | | | | | | | | | | | |
| 2 | 3 7/32 | 1 3/4 | 3 5/16 | 1 3/4 | 1 1/16 | 1 3/8 | 1 13/64 | 7/32 | 10 | 1310 | %C6TZ 4865-A |
| 2 | 3 3/16 | 1 3/4 | 3 5/8 | 1 3/4 | 1 3/32 | 1 7/8 | 1 7/32 | 7/32 | | 1330 | ⊕ D7TZ 4865-A |
| 2 | 3 3/16 | 1 3/4 | 3 5/8 | 1 3/4 | 1 3/32 | 1 3/8 | 1 7/32 | 7/32 | | 1330 | ⊕ D9TZ 4865-A |

4866 YOKE (COUPLING SHAFT FLANGE) – For Driveshaft Application refer to Section 46.1, page 1. For Coupling Shaft Application refer to Section 48.1, page 1.



TYPE 1

SIZE IDENTIFICATION CHART

| TYPE | DIMENSIONS (INCHES) | | | | | | | | DRIVE SHAFT CODE | INDUSTRY DESIG. | PART NUMBER |
|------|---------------------|-------|---------|--------|-------|-------|---|---|------------------|-----------------|-------------|
| | A | B | C | D | E | F | G | H | | | |
| 1 | 1 3/8 | 2 3/4 | 3 15/32 | 1 1/16 | 3 3/4 | 7/16 | | | 1 | 1270/1310 | B9T 4866-A |
| 1 | 1 9/16 | 2 3/4 | 3 1/4 | 1 3/16 | 3 3/4 | 15/32 | | | 2 | 1350 | D3TZ 4866-A |

4872 LOCKPLATE (UNIVERSAL JOINT)–Refer to Universal Joint Related Parts Chart group 4635

4891 SNAP RING (UNIVERSAL JOINT BEARING) – Refer to Universal Joint Related Parts Chart group 4635

4945-82 Refer to Rear Axle Parts List Section 40, page 1

1973/79 TRUCK SERIES 100/500

**4816-7 SHAFT ASSY. (COUPLING)
HOW TO LOCATE COUPLING SHAFT PART NUMBERS**

1. USE THE DRIVE LINE IDENTIFICATION CROSS-REFERENCE GUIDE
 - a. Refer to Section 46.1, page 3 for a Cross-Reference from stamped numbers on shaft to service part numbers.
2. USE THE COUPLING SHAFT APPLICATION CHART
 - a. Refer to Section 48.2, page 1 for the Coupling Shaft Application Chart Index.
 - b. Manufacturer codes used in the rear axle column are Cross-Referenced as follows:
D-Dana (Spicer) E-Eaton F-Ford R-Rockwell (Timken)
3. USE THE DRIVE and COUPLING SHAFT COMPONENT PARTS LIST
 - a. When the part number for the complete shaft assembly is known, the part number of the shaft sub-assembly and related components may be found in the Drive and Coupling Shaft Component Parts List in Section 46.1A.

4. COUPLING SHAFT PARTS LISTS
 - a. Coupling Shaft Related Parts are shown in Parts List Form in Section 48.3. Refer to steps 1 and 2 to determine the appropriate parts list number.
 - b. Coupling Shaft Parts Lists include the following items:

| | | | | | |
|------|-----------------|------|------------------------|------|--------------------------------|
| 4635 | Universal joint | 4818 | Retainer | 4840 | Bearing coupling shaft support |
| 4805 | Bearing baffle | 4826 | Bearing sleeve | 4841 | Slip yoke |
| 4808 | Center support | 4835 | Support bearing collar | 4865 | Flange rear u/joint |
| | | | | 4866 | Flange yoke |

Universal joints (4635), slip yokes (4841), flanges rear u-joint (4865) and flange yokes (4866) are also listed under their respective group numbers by type and size.

- c. Coupling shaft support plates (4831) are listed by code number with the related part number. For code to service number cross-reference refer to the Cross-Reference chart below. To determine the appropriate part number of a support plate, refer to the Coupling Shaft Application Chart on page 1 of Section 48.2.
 - d. Coupling Shaft "Types", and the "A" and "B" designations are illustrated on page 2 of this section. Group 4816 applies to the Coupling Shaft only as shown on page 2 of this section.
5. USE THE DRIVE LINE ILLUSTRATIONS
 - a. Refer to the "Typical" drive line illustrations on page 7 of Section 46.1 to obtain a group number.
 - b. Refer to the group number in the catalog. Determine the part numbers needed from that group or follow cross-references to other groups to determine the part numbers needed.
6. USE THE ALPHABETICAL INDEX
 - a. Refer to the alphabetical part name index at the beginning of this catalog to obtain a group number.
 - b. Refer to the group number in the catalog. Determine the part number needed from that group or follow cross-references to other groups to determine the part numbers needed.

SUPPORT PLATE CODE CROSS-REFERENCE

| CODE | PART NUMBER | CODE | PART NUMBER |
|------|-----------------|------|-------------|
| 8 | B5T 4831-A | 115 | C9TZ 4831-C |
| 9 | B5T 4831-B | 166 | D3TZ 4831-A |
| 11 | ★ B5T 4831-D | 167 | D4TZ 4831-A |
| 12 | B7C 4831-A | 168 | D4TZ 4831-B |
| 26 | C1TT 4831-B | 169 | D5TZ 4831-A |
| 104 | C7TZ 4831-D | 170 | D5TZ 4831-B |
| 114 | ★ C9TZ 4831-B | 173 | D5UZ 4831-B |
| | r/b D8TZ 4831-A | | |

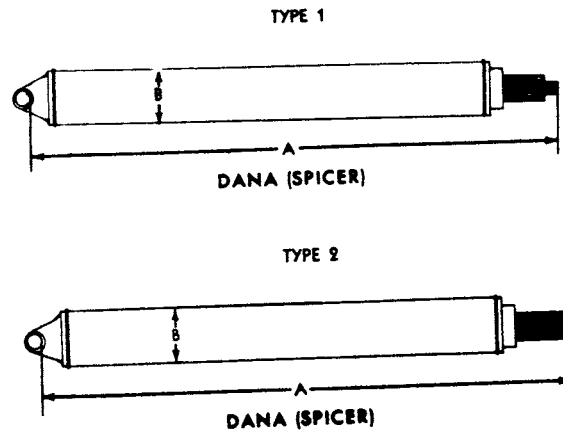
1973/79
TRUCK SERIES 100/500

SUPPORT PLATE CODE CROSS-REFERENCE

| CODE | PART NUMBER | CODE | PART NUMBER |
|------|-------------|------|-------------|
| 174 | D5UZ 4831-A | 193 | D7TZ 4831-C |
| 175 | D5TZ 4831-C | 196 | D8TZ 4831-D |
| 176 | D5TZ 4831-D | 197 | D8TZ 4831-A |
| 177 | D6TZ 4831-A | 198 | D8TZ 4831-B |
| 178 | D6TZ 4831-B | 201 | D8TZ 4831-C |
| 179 | D7TZ 4831-A | 202 | D8TZ 4831-E |
| 192 | D7TZ 4831-B | 206 | D8TZ 4831-F |

1973/79
TRUCK SERIES 100/500

4816-7 SHAFT ASSY. (COUPLING) cont'd.



**1973/79
TRUCK SERIES 100/500**

DRIVE SHAFT APPLICATION CHART INDEX

| APPLICATION | SECTION | PAGE | APPLICATION | SECTION | PAGE |
|---------------|------------------------|------|-------------|---------|------|
| 4816-7 | SHAFT ASSY. (COUPLING) | | | | |
| B SERIES | | | M SERIES | | |
| B500 | 48.2 | 1 | M450/500 | 48.2 | 32 |
| E SERIES | | | P SERIES | | |
| E100 | 48.2 | 1 | P350 | 48.2 | 32 |
| E150 | 48.2 | 1 | P400 | 48.2 | 32 |
| E250 | 48.2 | 2 | P500 | 48.2 | 32 |
| E350 | 48.2 | 2 | | | |
| F SERIES | | | | | |
| F100 -- 2/W/D | 48.2 | 3 | | | |
| F100 -- 4/W/D | 48.2 | 8 | | | |
| F150 -- 2/W/D | 48.2 | 9 | | | |
| F150 -- 4/W/D | 48.2 | 15 | | | |
| F250 -- 2/W/D | 48.2 | 15 | | | |
| F250 -- 4/W/D | 48.2 | 24 | | | |
| F350 -- 2/W/D | 48.2 | 25 | | | |
| F350 -- 4/W/D | 48.2 | 30 | | | |
| F500 | 48.2 | 31 | | | |

4816-7 SHAFT ASSY. (COUPLING) cont'd.

APPLICATION CHART

| TRANSMISSION | ENGINE | | | REAR AXLE | | SIZE (INCHES) | | | | | PART NUMBER | CODE | |
|--------------|--------|------------------|--------------|-----------------------|--------------|---------------|----------------------------|------|------------------|---|-------------|------|------------------|
| | MODEL | T Y P E | C Y L. | C.I.D. OR MODEL | M F R. | MODEL | WHEEL- BASE (INCHES) | YEAR | T Y P E | A | | B | N O T E |

NOTE: ▲ REFER TO PAGE 1 OF SECTION 48.1 FOR AN EXPLANATION OF THE CHART AND THE CODES SHOWN.

B500 SERIES

| | | | | | | | | | | | | | | | |
|---|---------------------|---|------|----------|---|--------------|-----|-------|---|----------|-------|-------|-----------------|----|----|
| 4 | New Process 435 | G | 6, 8 | 300, 330 | E | 15201 | 156 | 73/77 | 2 | 57 29/32 | 3 | 1 | C9TZ 4817-BD | 5 | 26 |
| | | | | | | R D100, F106 | 156 | | 2 | 60 1/32 | 3 | 2 | ★ C9TZ 4817-BH | 48 | 26 |
| 5 | Clark 280 Series | G | 6, 8 | 300, 330 | E | 15201 | 156 | 73/74 | 2 | 55 1/8 | 3 | 1,10 | ★ C9TZ 4817-AT | 61 | 26 |
| | | | | | | R D100, F106 | 156 | | 2 | 55 29/32 | 3 | 2,10 | ★ C9TZ 4817-BJ | 48 | 26 |
| | | | | | | | 156 | 74/77 | 2 | 53 23/32 | 3 | 11,12 | ★ D4TA 4817-CDA | 90 | 26 |
| 5 | New Process 542 | G | 6, 8 | 300, 330 | E | 15201 | 156 | 73/74 | 2 | 56 7/8 | 3 | 1,10 | ★ D0TZ 4817-S | 61 | 26 |
| | | | | | | R D100, F106 | 156 | | 2 | 58 | 3 1/2 | 2,10 | ★ C8TZ 4817-GA | 48 | 26 |
| | | | | | | | 156 | 74/77 | 2 | 55 23/32 | 3 1/2 | 11,12 | ★ D4TA 4817-CEA | 90 | 26 |

E100 SERIES

| | | | | | | | | | | | | | | | |
|---|----------|---|-----|----------|---|-----|-----|-------|---|----------|-------|----|-------------|-----|-----|
| 3 | Ford C4 | G | 6 | 300 | F | All | 138 | 75/77 | | 20 33/64 | 2 1/2 | 29 | D5UZ 4817-C | 89 | 173 |
| | | | | | | | 138 | 77 | 2 | 20 33/64 | 2 1/2 | 28 | D7UZ 4817-A | 114 | 173 |
| 3 | Ford L/D | G | 6 | 300 | F | All | 138 | 75/76 | | 28 3/16 | 2 1/2 | 23 | D5UZ 4817-A | 92 | 173 |
| 3 | Ford M/D | G | 8 | 351 | F | All | 138 | 75/77 | 2 | 27 11/16 | 2 1/2 | | D7UZ 4817-D | 113 | 173 |
| | | | | | | | 138 | 78 | 2 | 28 33/64 | 2 1/2 | | D7UZ 4817-H | 113 | 173 |
| 3 | Ford C6 | G | 8 | 300, 351 | F | All | 138 | 75/76 | | 17 1/16 | 2 1/2 | | D5UZ 4817-D | 85 | 173 |
| 4 | Ford O/D | G | 6,8 | 300,351 | F | All | 138 | 78 | 2 | 21 1/3 | 2 1/2 | | D8TZ 4817-A | 114 | 173 |

E150 SERIES

| | | | | | | | | | | | | | | | |
|---|----------|---|---|-----|---|-----|-----|-------|---|----------|-------|----|-------------|-----|-----|
| 3 | Ford C4 | G | 6 | 300 | F | All | 138 | 75/77 | | 20 33/64 | 2 1/2 | 29 | D5UZ 4817-C | 89 | 173 |
| | | | | | | | 138 | 77 | 2 | 20 33/64 | 2 1/2 | 28 | D7UZ 4817-A | 114 | 173 |
| 3 | Ford L/D | G | 6 | 300 | F | All | 138 | 75/76 | | 28 3/16 | 2 1/2 | 23 | D5UZ 4817-A | 92 | 173 |
| 3 | Ford M/D | G | 8 | 351 | F | All | 138 | 75/77 | 2 | 27 11/16 | 2 1/2 | | D7UZ 4817-D | 113 | 173 |
| | | | | | | | 138 | 78 | 2 | 28 33/64 | 2 1/2 | | D7UZ 4817-H | 113 | 173 |

NOTE 1 - Shaft assy. uses 1410 size joint. For service use 055 size joint.

NOTE 2 - Shaft assy. uses 055 size joint.

NOTE 10 - "Before Ser. T20,001"

NOTE 11 - "From Ser. T20,001"

NOTE 12 - Shaft assy. incl. 1410 size joint.

NOTE 23 - Used with 2 piece D/Line.

NOTE 28 - "From Ser. Y00,001"

NOTE 29 - "Before Ser. Y00,001"

1973/79
TRUCK SERIES 100/500

4816-7 SHAFT ASSY. (COUPLING) cont'd.

APPLICATION CHART

| S P E C I F I C A T I O N | TRANSMISSION | | ENGINE | | | REAR AXLE | | WHEEL- BASE (INCHES) | YEAR | T Y P E | SIZE(INCHES) | | N O T E | PART NUMBER ▲ | ▲ CODE P L A I R S T T S |
|---|--------------|------------------|--------------|-----------------------|-------------------|-----------|---|----------------------------|------|------------------|--------------|--|------------------|------------------|---|
| | MODEL | T Y P E | C Y L. | C.I.D. OR MODEL | M F R. ▲ | MODEL | A | | | | B | | | | |

NOTE: ▲ REFER TO PAGE 1 OF SECTION 48.1 FOR AN EXPLANATION OF THE CHART AND THE CODES SHOWN.

E150 SERIES — Cont'd

| | | | | | | | | | | | | | | | |
|---|----------|---|-----|----------|---|---------------------|-----|-------|---|----------|-------|--|-------------|-----|-----|
| 3 | Ford M/D | G | 8 | 351 | F | All -- w/3.25 ratio | 138 | 79 | 2 | 28 17/32 | 2 1/2 | | D9TZ 4817-D | 127 | 173 |
| 3 | Ford C6 | G | 8 | 300, 351 | F | All | 138 | 75/76 | | 17 1/16 | 2 1/2 | | D5UZ 4817-D | 85 | 173 |
| 4 | Ford O/D | G | 6,8 | 300,351 | F | All | 138 | 78 | 2 | 21 1/3 | 2 1/2 | | D8TZ 4817-A | 114 | 173 |

E250 SERIES

| | | | | | | | | | | | | | | | | |
|---|----------|---|-----|---------|---|----|-----|-------|---|----------|-------|----|--------------|-------------|-----|-----|
| 3 | Ford L/D | G | 6 | 300 | D | 60 | 138 | 75/76 | | 28 3/16 | 2 1/2 | | D5UZ 4817-A | 92 | 173 | |
| 3 | Ford M/D | G | 8 | 351 | D | 60 | 138 | 75/76 | | 27 11/16 | 2 1/2 | | D7UZ 4817-D | 113 | 173 | |
| 3 | Ford C6 | G | 6,8 | 460 | D | 60 | 138 | 75/76 | | 17 1/16 | 3 | | D5UZ 4817-F | 91 | 173 | |
| 3 | Ford L/D | G | 6 | 300 | D | 61 | 138 | 75/76 | | 28 3/16 | 2 1/2 | | D5UZ 4817-A | 92 | 173 | |
| 3 | Ford M/D | G | 6,8 | 300,351 | D | 61 | 138 | 75/77 | | 27 11/16 | 2 1/2 | 29 | D7UZ 4817-D | 113 | 173 | |
| | | | | | | | 138 | 77 | 2 | 20 33/64 | 2 1/2 | 28 | D7UZ 4817-A | 114 | 173 | |
| | | | | | | | 138 | 78 | 2 | 28 33/64 | 2 1/2 | | D7UZ 4817-H | 113 | 173 | |
| | | | | | | | 138 | 79 | 2 | 28 17/32 | 2 1/2 | | D9TZ 4817-D | 127 | 173 | |
| 3 | Ford C6 | G | 6,8 | 300,351 | D | 61 | 138 | 75/77 | 2 | 17 1/16 | 2 1/2 | 29 | D5UZ 4817-G | 86 | 173 | |
| | | | | | | | 138 | 77 | 2 | 17 1/16 | 2 1/2 | 28 | D7UZ 4817-B | 109 | 173 | |
| | | | | | | | 138 | 78/79 | 2 | 17 29/32 | 2 1/2 | 41 | D9TZ 4817-AM | 131 | 173 | |
| | | G | 8 | 460 | D | 61 | 138 | 75/76 | | 17 1/16 | 3 | | | D5UZ 4817-F | 91 | 173 |
| | | | | | | | 138 | 77 | 2 | 17 1/16 | 2 1/2 | 29 | D5UZ 4817-G | 86 | 173 | |
| | | | | | | | 138 | 77 | 2 | 17 1/16 | 2 1/2 | 28 | D7UZ 4817-B | 109 | 173 | |
| | | | | | | | 138 | 78/79 | 2 | 17 29/32 | 2 1/2 | 41 | D9TZ 4817-AM | 131 | 173 | |

E350 SERIES

| | | | | | | | | | | | | | | | | | |
|---|---------|---|-----|---------|---|----|-----|-------|-----|----------|-------|----------|--------------|-----|--------------|-----|---------|
| 3 | Ford C6 | G | 6,8 | 300,351 | D | 70 | 138 | 75/77 | 2 | 17 1/16 | 2 1/2 | 29 | D5UZ 4817-G | 86 | 173 | | |
| | | | | | | | 138 | 77 | 2 | 17 1/16 | 2 1/2 | 28 | D7UZ 4817-B | 109 | 173 | | |
| | | | | | | | 138 | 78/79 | 2 | 17 29/32 | 2 1/2 | 41 | D9TZ 4817-AM | 131 | 173 | | |
| | | | | | | | 158 | 75/77 | 2 | 33 1/32 | 2 1/2 | 29 | D7UZ 4817-C | 86 | @ | | |
| | | | | | | | 158 | 77 | 2 | 33 1/32 | 2 1/2 | 28 | D7UZ 4817-C | 109 | @ | | |
| | | | | | | | 158 | 78 | 2 | 33 7/8 | 2 1/2 | | D7UZ 4817-F | 109 | @ | | |
| | | | | | | | 158 | 79 | 2 | 33 7/8 | 2 1/2 | 40 | D7UZ 4817-F | 109 | 173 | | |
| | | | | | | | 158 | | 2 | 33 7/8 | 2 1/2 | 41 | D9TZ 4817-AN | 131 | 173 | | |
| | | | | | | | | | | | | | | 138 | 75/76 | | 17 1/16 |
| | | | | | | | | | 158 | | | 33 1/32 | 3 | | D5UZ 4817-E | 91 | @ |
| | | | | | | | | | 138 | 77 | 2 | 17 1/16 | 2 1/2 | 29 | D5UZ 4817-G | 86 | 73 |
| | | | | | | | | | 138 | | 2 | 17 1/16 | 2 1/2 | 28 | D7UZ 4817-B | 109 | 173 |
| | | | | | | | | | 138 | 78/79 | 2 | 17 29/32 | 2 1/2 | 41 | D9TZ 4817-AM | 131 | 173 |
| | | | | | | | | | 158 | 77 | 2 | 33 1/32 | 2 1/2 | 29 | D7UZ 4817-C | 86 | @ |
| | | | | | | | | | 158 | | 2 | 33 1/32 | 2 1/2 | 28 | D7UZ 4817-C | 109 | @ |
| | | | | | | | | | 158 | 78 | 2 | 33 7/8 | 2 1/2 | | D7UZ 4817-F | 109 | @ |
| | | | | | | | | | 158 | 79 | 2 | 33 7/8 | 2 1/2 | 40 | D7UZ 4817-F | 109 | 173 |
| | | | | | | | | | 158 | | 2 | 33 7/8 | 2 1/2 | 41 | D9TZ 4817-AN | 131 | 173 |

NOTE 28 - "From Ser. Y00,001"

NOTE 29 - "Before Ser. Y00,001"

NOTE 40 - "Before Ser. FC0,001"

NOTE 41 - "From Ser. FC0,001"

@ - 4831 support plate not serviced. Part of No. 3 Crossmember.

**1973/79
TRUCK SERIES 100/500**

4816-7 SHAFT ASSY. (COUPLING) cont'd.

APPLICATION CHART

| S P E E D | TRANSMISSION | ENGINE | | REAR AXLE | | WHEEL- BASE (INCHES) | YEAR | SIZE(INCHES) | | N O T E | PART NUMBER ▲ | ▲ CODE | |
|-----------------------|--------------|------------------|--------------|-----------------------|-------------------|----------------------------|------|--------------|---|------------------|------------------|--------|---|
| | | T Y P E | C Y L. | C.I.D. OR MODEL | M F R. ▲ | | | MODEL | A | | | B | P L A I N S T T S |

NOTE: ▲ REFER TO PAGE 1 OF SECTION 48.1 FOR AN EXPLANATION OF THE CHART AND THE CODES SHOWN.

E350 SERIES — Cont'd.

| | | | | | | | | | | | | | | | |
|---|----------|---|---|-----|---|-----|-----|------------------------|-----|----------|-------|----------|-------------|-----|-------------|
| 3 | Ford L/D | G | 6 | 300 | D | 70 | 138 | 75/76 | 2 | 28 3/16 | 2 1/2 | | D5UZ 4817-A | 92 | 173 |
| 3 | Ford M/D | G | 6 | 300 | D | All | 138 | 77 | 2 | 27 11/16 | 2 1/2 | | D7UZ 4817-D | 113 | 173 |
| | | | | | | | 138 | 78 | 2 | 28 33/64 | 2 1/2 | | D7UZ 4817-H | 113 | 173 |
| | | | | | | | D | All -- w/4.10 ratio | 138 | 79 | 2 | 28 17/32 | 2 1/2 | | D9TZ 4817-D |

F100 -- 2/W/D SERIES

| | | | | | | | | | | | | | | | | | | | | |
|-----|----------|---|---------|-----|---------|--------------|----------|--------------|-------|--------------|-------|---------|--------------|-----|--------------|-----|-------|--------------|-----|---|
| 3 | Ford C/M | G | 8 | 302 | F | All | 133 | 74/75 | 2 | 22 39/64 | 2 1/2 | | D4TZ 4817-JA | 85 | 169 | | | | | |
| | | | | | | | 133 | 76 | 2 | 22 39/64 | 2 1/2 | | D4TZ 4817-JA | 85 | 177 | | | | | |
| 3 | Ford C4 | G | 6 | 240 | F | All | 133 | 73/74 | 2 | 25 3/8 | 2 1/2 | 6 | D3TZ 4817-AF | 3 | @ | | | | | |
| | | | | | | | 133 | 74 | 2 | 25 5/16 | 2 | 7 | D4TZ 4817-F | 6 | @ | | | | | |
| | | G | 6 | 300 | F | All | 133 | 75 | 2 | 25 3/8 | 2 | | D4TZ 4817-G | 3 | 169 | | | | | |
| | | | | | | | 133 | 76 | 2 | 25 3/8 | 2 | | D4TZ 4817-G | 3 | 177 | | | | | |
| 3 | Ford C4 | G | 6 | 300 | F | All | 138 | 75 | 2 | 34 55/64 | 2 1/2 | 20 | D7TZ 4817-AG | 114 | 167 | | | | | |
| | | | | | | | 138 | 75/77 | 2 | 34 55/64 | 2 1/2 | 21,30 | D7TZ 4817-AG | 114 | 175 | | | | | |
| | | | | | | | 138 | 77 | 2 | 27 29/32 | 2 1/2 | 31 | D8TZ 4817-AK | 120 | 175 | | | | | |
| | | | | | | | 155 | 75 | 2 | 50 3/32 | 2 1/2 | 20 | D7TZ 4817-AM | 114 | 168 | | | | | |
| | | | | | | | 155 | 75/77 | 2 | 50 3/32 | 2 1/2 | 21 | D7TZ 4817-AM | 114 | 176 | | | | | |
| | | | | | | | 155 | | 2 | 51 3/64 | 2 1/2 | 31 | D8TZ 4817-AL | 120 | 176 | | | | | |
| | | G | 8 | 302 | F | All | 133 | 73/75 | 2 | 25 3/8 | 2 1/2 | | D3TZ 4817-AF | 3 | 169 | | | | | |
| | | | | | | | 133 | 76 | 2 | 25 3/8 | 2 1/2 | | D3TZ 4817-AF | 3 | 177 | | | | | |
| | | G | 8 | 390 | F | All | 138 | 75 | 2 | 31 3/4 | 3 | | D4TZ 4817-AC | 88 | 167 | | | | | |
| | | | | | | | 155 | | 2 | 47 5/32 | 3 | | D4TZ 4817-MA | 88 | 168 | | | | | |
| | | 3 | Ford C6 | G | 6 | 300 | F | All | 138 | 78 | 2 | 32 5/32 | 2 1/2 | | D8TZ 4817-BG | 121 | 175 | | | |
| 155 | | | | | | | | | 2 | 47 3/4 | 2 1/2 | | D8TZ 4817-BH | 121 | 176 | | | | | |
| 138 | 79 | | | | | | | | 2 | 32 5/32 | 2 1/2 | 40 | D9TZ 4817-AB | 122 | 175 | | | | | |
| 138 | | | | | | | | | 2 | 32 5/32 | 2 1/2 | 41 | D9TZ 4817-AY | 131 | 175 | | | | | |
| 155 | | | | | | | | | 2 | 47 3/4 | 2 1/2 | | D9TZ 4817-AZ | 131 | 176 | | | | | |
| G | 8 | | | | | | | | 351 | F | All | 133 | 77 | 2 | 15 5/8 | 3 | 29 | D3TZ 4817-AE | 4 | @ |
| | | | | | | | | | | | | 133 | | 2 | 15 5/8 | 3 | 28,30 | D7TZ 4817-Y | 110 | @ |
| | | | | | | | | | | | | 133 | | 2 | 23 13/32 | 3 | 31 | D8TZ 4817-BC | 121 | @ |
| D | All | | | | | | | | 133 | 77 | 2 | 15 5/8 | 3 | 29 | D3TZ 4817-AE | 4 | 179 | | | |
| | | | | 133 | | 2 | 15 5/8 | 3 | 28,30 | D7TZ 4817-Y | 110 | 179 | | | | | | | | |
| | | | | 133 | | 2 | 23 13/32 | 3 | 31 | D8TZ 4817-BC | 121 | 179 | | | | | | | | |
| F | All | | | 138 | 77 | 2 | 31 3/4 | 3 | 29 | D4TZ 4817-AC | 88 | 175 | | | | | | | | |
| | | | | 138 | | 2 | 31 3/4 | 3 | 28,30 | D7TZ 4817-AH | 110 | 175 | | | | | | | | |
| | | | | 138 | | 2 | 32 5/8 | 3 | 31 | D8TZ 4817-AR | 121 | 175 | | | | | | | | |
| 155 | | | | 2 | 47 5/32 | 3 | 29 | D4TZ 4817-MA | 88 | 176 | | | | | | | | | | |
| 155 | | 2 | 47 5/32 | 3 | 28,30 | D7TZ 4817-AN | 110 | 176 | | | | | | | | | | | | |
| 155 | | 2 | 48 | 3 | 31 | D8TZ 4817-AS | 121 | 176 | | | | | | | | | | | | |

NOTE 6 -- "Before Ser. T00,001"

NOTE 7 -- "From Ser. T00,001"

NOTE 20 -- "Before Ser. X40,001"

NOTE 21 -- "From Ser. X40,001"

NOTE 28 -- "From Ser. Y00,001"

NOTE 29 -- "Before Ser. Y00,001"

NOTE 30 -- "Before Ser. Z00,001"

NOTE 31 -- "From Ser. Z00,001"

NOTE 40 -- "Before Ser. FC0,001"

NOTE 41 -- "From Ser. FC0,001"

@ -- 4831 support plate not serviced. Part of No. 3 Crossmember.

1973/79
TRUCK SERIES 100/500

4816-7 SHAFT ASSY. (COUPLING) cont'd.

APPLICATION CHART

| S P E E D | TRANSMISSION MODEL | ENGINE | | M F R. ▲ | REAR AXLE MODEL | WHEEL- BASE (INCHES) | YEAR | T Y P E | SIZE(INCHES) | | N O T E | PART NUMBER ▲ | ▲ CODE | |
|-----------------------|-----------------------|------------------|-------------------|-------------------|--------------------|----------------------------|------|------------------|-----------------------|---|------------------|------------------|--------|---------------------------|
| | | T Y P E | C Y L. S | | | | | | C.I.D. OR MODEL | A | | | B | PL AI RS TT S |

NOTE: ▲ REFER TO PAGE 1 OF SECTION 48.1 FOR AN EXPLANATION OF THE CHART AND THE CODES SHOWN.

F100 -- 2/W/D SERIES -- Cont'd

| | | | | | | | | | | | | | | | | | | | | | | |
|---|----------|-----|-----|----------|-----|-------|----------|--------------|-------|--------------|----------------|---------------|-----------------|--------------|----------|---|---------|--------------|--------------|--------------|-----|-----|
| 3 | Ford C6 | G | 8 | 351 | F | All | 133 | 78 | 2 | 23 13/32 | 3 | | D8TZ 4817-BC | 121 | 201 | | | | | | | |
| | | | | | | | 138 | | 2 | 32 5/8 | 3 | | D8TZ 4817-AR | 121 | 175 | | | | | | | |
| | | | | | | | 155 | | 2 | 48 | 3 | | D8TZ 4817-AS | 121 | 176 | | | | | | | |
| | | | | | | | 133 | 79 | 2 | 23 13/32 | 3 | 40 | D9TZ 4817-G | 122 | 201 | | | | | | | |
| | | | | | | | 133 | | 2 | 23 13/32 | 3 | 41 | D9TZ 4817-BP | 130 | 201 | | | | | | | |
| | | | | | | | 138 | | 2 | 32 5/8 | 3 | | D9TZ 4817-AT | 131 | 175 | | | | | | | |
| | | | | | | | 155 | | 2 | 48 | 3 | | D9TZ 4817-AU | 131 | 176 | | | | | | | |
| | | G | 8 | 360, 390 | F | All | 133 | 73/75 | 2 | 15 5/8 | 3 | 23 | | D3TZ 4817-AE | 4 | @ | | | | | | |
| | | | | | | | 138 | 74/75 | 2 | 31 3/4 | 3 | 18 | D4TZ 4817-AC | 88 | 167 | | | | | | | |
| | | | | | | | 138 | 75/76 | 2 | 31 3/4 | 3 | 19 | D4TZ 4817-AC | 88 | 175 | | | | | | | |
| | | | | | | | 155 | 74/75 | 2 | 47 5/32 | 3 | 18 | D4TZ 4817-MA | 88 | 168 | | | | | | | |
| | | | | | | | 155 | 75/76 | 2 | 47 5/32 | 3 | 19 | D4TZ 4817-MA | 88 | 176 | | | | | | | |
| | | | | | | | G | 8 | 400 | F | All | 133 | 77 | 2 | 15 5/8 | 3 | 29 | | D3TZ 4817-AE | 4 | 177 | |
| | | | | | | | | | | | | 133 | | 2 | 15 5/8 | 3 | 28,30 | D7TZ 4817-Y | 110 | 177 | | |
| | | | | | | | | | | | | 133 | | 2 | 23 13/32 | 3 | 31 | D8TZ 4817-BC | 121 | 177 | | |
| | | | | | | | | | | | | D | All | 133 | 77 | 2 | 22 9/16 | 3 | 29 | D3TZ 4817-AE | 4 | 179 |
| | | | | | | | | | | | | | | 133 | | 2 | 22 9/16 | 3 | 28,30 | D7TZ 4817-Y | 110 | 179 |
| | | F | All | 133 | | 2 | 23 13/32 | 3 | 31 | D8TZ 4817-BC | 121 | 179 | | | | | | | | | | |
| | | | | 138 | 77 | 2 | 31 3/4 | 3 | 30 | D7TZ 4817-AH | 110 | 175 | | | | | | | | | | |
| | | | | 138 | | 2 | 32 5/8 | 3 | 31 | D8TZ 4817-AR | 121 | 175 | | | | | | | | | | |
| | | | | 155 | | 2 | 47 5/32 | 3 | 29 | D4TZ 4817-MA | 88 | 176 | | | | | | | | | | |
| | | | | 155 | | 2 | 47 5/32 | 3 | 28,30 | D7TZ 4817-AN | 110 | 176 | | | | | | | | | | |
| | | | | 155 | | 2 | 48 | 3 | 31 | D8TZ 4817-AS | 121 | 176 | | | | | | | | | | |
| | | | | 133 | 78 | 2 | 23 13/32 | 3 | | D8TZ 4817-BC | 121 | 201 | | | | | | | | | | |
| | | | | 138 | | 2 | 32 5/8 | 3 | 34 | D8TZ 4817-AR | 121 | 175 | | | | | | | | | | |
| | | | | 138 | 78 | 2 | 32 5/8 | 3 | 35 | D8TZ 4817-BX | 121 | 175 | | | | | | | | | | |
| | | | | 155 | 78 | 2 | 48 | 3 | 34 | D8TZ 4817-AS | 121 | 176 | | | | | | | | | | |
| | | 155 | 78 | 2 | 48 | 3 | 35 | D8TZ 4817-BY | 121 | 176 | | | | | | | | | | | | |
| G | 8 | 460 | F | All | 133 | 73/74 | 2 | 22 29/32 | 3 | | | ★ D4TZ 4817-D | 8 | @ | | | | | | | | |
| | | | | | | | | | | | /b D7TZ 4817-X | | | | | | | | | | | |
| 3 | Ford L/D | G | 6 | 240 | F | All | 133 | 73/74 | 2 | 33 19/32 | 2 | | ★ D2TZ 4817-AB | 18 | @ | | | | | | | |
| | | | | | | | | | 2 | 33 19/32 | 2 1/2 | 6 | /b D1TZ 4817-AB | | | | | | | | | |
| | | | | | | | | | | | | | D1TZ 4817-AB | 17 | @ | | | | | | | |
| | | | | | | | 133 | 74 | 2 | 33 19/32 | 2 | 7 | D4TZ 4817-M | 18 | @ | | | | | | | |

NOTE 6 - "Before Ser. T00,001"

NOTE 7 - "From Ser. T00,001"

NOTE 18 - "Before Ser. W60,001"

NOTE 19 - "From Ser. W60,001"

NOTE 28 - "From Ser. Y00,001"

NOTE 29 - "Before Ser. Y00,001"

NOTE 30 - "Before Ser. Z00,001"

NOTE 31 - "From Ser. Z00,001"

NOTE 34 - "Before Ser. CE0,001"

NOTE 35 - "From Ser. CE0,001"

NOTE 40 - "Before Ser. FC0,001"

NOTE 41 - "From Ser. FC0,001"

@ - 4831 support plate not serviced. Part of No. 3 Crossmember.

**1973/79
TRUCK SERIES 100/500**

4816-7 SHAFT ASSY. (COUPLING) cont'd.

APPLICATION CHART

| S P E C I F I C A T I O N | TRANSMISSION | | ENGINE | | | REAR AXLE | | WHEEL- BASE (INCHES) | YEAR | T Y P E | SIZE(INCHES) | | N O T E | PART NUMBER ▲ | PL A I R S T T S | 4831 P L A T E | | | | | | | |
|---|--------------|------------------|--------------|-----------------------|-------------------|-----------|-----|----------------------------|--------------|------------------|--------------|-------------|------------------|------------------|---------------------------------------|-------------------------------|--------------|-----|--------------|-----|--------------|--------------|-----|
| | MODEL | T Y P E | C Y L. | C.I.D. OR MODEL | M F R. ▲ | MODEL | A | | | | B | | | | | | | | | | | | |
| NOTE: ▲ REFER TO PAGE 1 OF SECTION 48.1 FOR AN EXPLANATION OF THE CHART AND THE CODES SHOWN. | | | | | | | | | | | | | | | | | | | | | | | |
| F100 -- 2/W/D SERIES -- Cont'd | | | | | | | | | | | | | | | | | | | | | | | |
| 3 | Ford L/D | G | 6 | 300 | F | All | 133 | 75 | 4 | 34 | 2 | | | D5TZ 4817-A | 17 | 169 | | | | | | | |
| | | | | | | | 133 | 76 | 4 | 34 | 2 | | | D5TZ 4817-A | 17 | 177 | | | | | | | |
| | | | | | | | 138 | 75/76 | 2 | 42 25/32 | 2 1/2 | 20 | | D4TZ 4817-VA | 17 | 167 | | | | | | | |
| | | | | | | | 138 | 75/77 | 2 | 42 25/32 | 2 1/2 | 21,24 | | D4TZ 4817-VA | 17 | 175 | | | | | | | |
| | | | | | | | 138 | | 2 | 42 13/16 | 3 | 25,30 | | D7TZ 4817-BC | 113 | 175 | | | | | | | |
| | | | | | | | 138 | | 2 | 43 21/32 | 2 1/2 | 31 | | D7TZ 4817-BY | 109 | 175 | | | | | | | |
| | | | | | | | 155 | 75/76 | 2 | 58 5/32 | 2 1/2 | 20 | | D4TZ 4817-VA | 17 | 167 | | | | | | | |
| | | | | | | | 155 | 75/77 | 2 | 58 5/32 | 2 1/2 | 21,24 | | D4TZ 4817-YA | 17 | 176 | | | | | | | |
| | | | | | | | 155 | 77 | 2 | 58 7/32 | 3 | 25,29 | | D7TZ 4817-M | 106 | 176 | | | | | | | |
| | | | | | | | 155 | | 2 | 58 7/32 | 3 | 28,30 | | D7TZ 4817-BD | 113 | 176 | | | | | | | |
| | | 155 | | 2 | 59 1/16 | 3 | 31 | | D7TZ 4817-BZ | 113 | 176 | | | | | | | | | | | | |
| | | 138 | 78 | 2 | 43 21/32 | 3 | | | D8TZ 4817-Y | 123 | 175 | | | | | | | | | | | | |
| | | 155 | | 2 | 59 1/16 | 3 | | | D8TZ 4817-Z | 123 | 176 | | | | | | | | | | | | |
| | | | | G | 8 | 302 | F | All | 133 | 73/74 | 2 | 33 19/32 | 2 1/2 | | | ★D3TZ 4817-AW | 19 | @ | | | | | |
| | | | | | | | | | 2 | 33 19/32 | 2 1/2 | 6 | | /bD1TZ 4817-AB | 17 | @ | | | | | | | |
| | | 133 | 74/75 | | | | | | 2 | 33 19/32 | 2 1/2 | 7 | | D4TZ 4817-N | 17 | 169 | | | | | | | |
| | | 133 | 76/77 | | | | | | 2 | 33 19/32 | 2 1/2 | 24 | | D4TZ 4817-N | 17 | 177 | | | | | | | |
| | | 133 | 77 | | | | | | 2 | 33 33/64 | 3 | 25,30 | | D7TZ 4817-AV | 113 | 177 | | | | | | | |
| | | 133 | | | | | | | 2 | 34 13/32 | 3 | 31 | | D7TZ 4817-CA | 113 | 177 | | | | | | | |
| | | 133 | 78 | | | | | | 2 | 34 13/32 | 3 | | | D8TZ 4817-R | 123 | 201 | | | | | | | |
| 133 | 79 | 2 | 34 13/32 | | | | | | 3 | | | D9TZ 4817-M | 127 | 201 | | | | | | | | | |
| | | D | All | | | | | | 133 | 77 | 2 | 33 33/64 | 3 | 30 | | | D7TZ 4817-AV | 113 | 179 | | | | |
| | | | | | | | | | 133 | | 2 | 34 13/32 | 3 | 31 | | | D7TZ 4817-CA | 113 | 179 | | | | |
| 3 | Ford M/D | G | 6 | 300 | F | All | 138 | 77 | 2 | 42 9/32 | 2 1/2 | 29 | | D4TZ 4817-BB | 17 | 175 | | | | | | | |
| | | | | | | | 138 | | 2 | 42 9/32 | 2 1/2 | 28,30 | | D7TZ 4817-AL | 113 | 175 | | | | | | | |
| | | | | | | | 138 | | 2 | 43 1/8 | 2 1/2 | 31 | | D7TZ 4817-CV | 113 | 175 | | | | | | | |
| | | | | | | | 155 | | 2 | 57 21/32 | 2 1/2 | 29 | | D4TZ 4817-RA | 17 | 176 | | | | | | | |
| | | | | | | | 155 | | 2 | 57 27/32 | 2 1/2 | 28,30 | | D7TZ 4817-AR | 113 | 176 | | | | | | | |
| | | | | | | | 155 | | 2 | 58 1/2 | 2 1/2 | 31 | | D7TZ 4817-CW | 113 | 176 | | | | | | | |
| | | | | | | | 138 | 78 | 2 | 43 1/8 | 2 1/2 | | | D8TZ 4817-AX | 123 | 175 | | | | | | | |
| | | | | | | | 155 | | 2 | 58 1/2 | 2 1/2 | | | D8TZ 4817-AY | 123 | 176 | | | | | | | |
| | | | | | | | | | G | 8 | 351 | F | All | 133 | 77 | 2 | 33 37/64 | 3 | 30 | | D7TZ 4817-AV | 113 | 177 |
| | | | | | | | | | | | | | | 133 | | 2 | 34 13/32 | 3 | 31 | | | D7TZ 1817-CA | 113 |
| | | | | D | All | 133 | | 2 | | | | | | 33 37/64 | 3 | 30 | | | D7TZ 4817-AV | 113 | 179 | | |
| | | | | | | 133 | | 2 | | | | | | 34 13/32 | 3 | 31 | | | D7TZ 4817-CA | 113 | 179 | | |

NOTE 6 - "Before Ser. T00,001"

NOTE 7 - "From Ser. T00,001"

NOTE 20 - "Before Ser. X40,001"

NOTE 21 - "From Ser. X40,001"

NOTE 24 - "Before Ser. Y20,001"

NOTE 25 - "From Ser. Y20,001"

NOTE 28 - "From Ser. Y00,001"

NOTE 29 - "Before Ser. Y00,001"

NOTE 30 - "Before Ser. Z00,001"

NOTE 31 - "From Ser. Z00,001"

@ - 4831 support plate not serviced. Part of No. 3 Crossmember.

1973/79
TRUCK SERIES 100/500

4816-7 SHAFT ASSY. (COUPLING) cont'd.

APPLICATION CHART

| S P E E D | TRANSMISSION | | ENGINE | | REAR AXLE | | WHEEL- BASE (INCHES) | YEAR | SIZE(INCHES) | | N O T E | PART NUMBER ▲ | ▲ CODE | |
|-----------------------|--------------|------------------|--------------|-----------------------|-------------------|-------|----------------------------|------|--------------|---|------------------|------------------|---------------------------|---------------|
| | MODEL | T Y P E | C Y L. | C.I.D. OR MODEL | M F R. ▲ | MODEL | | | A | B | | | PL AI RS TT S | 4831 PLATE |

NOTE: ▲ REFER TO PAGE 1 OF SECTION 48.1 FOR AN EXPLANATION OF THE CHART AND THE CODES SHOWN.

F100 -- 2/W/D SERIES -- Cont'd

| | | | | | | | | | | | | | | | | | | | | |
|-----|--------------------|---|----------|-----|-----|----------|-----|----------|-------|----------|-------------|-------|--------------|-----------------|--------------|-----|-----|--------------|-----|-----|
| 3 | Ford M/D | G | 6 | 300 | F | All | 138 | 77 | 2 | 42 13/16 | 3 | 30 | D7TZ 4817-BC | 113 | 175 | | | | | |
| | | | | | | | 138 | | 2 | 43 21/32 | 2 1/2 | 31 | D7TZ 4817-BY | 109 | 175 | | | | | |
| | | | | | | | 155 | | 2 | 58 7/32 | 3 | 29 | D7TZ 4817-M | 106 | 176 | | | | | |
| | | | | | | | 155 | | 2 | 58 7/35 | 3 | 28,30 | D7TZ 4817-BD | 113 | 176 | | | | | |
| | | | | | | | 155 | | 2 | 59 1/16 | 3 | 31 | D7TZ 4817-BZ | 113 | 176 | | | | | |
| | | | | | | | 133 | 78 | 2 | 34 13/32 | 3 | | D8TZ 4817-R | 123 | 201 | | | | | |
| | | | | | | | 138 | | 2 | 43 21/32 | 3 | | D8TZ 4817-Y | 123 | 175 | | | | | |
| | | | | | 155 | | 2 | 59 1/16 | 3 | | D8TZ 4817-Z | 123 | 176 | | | | | | | |
| | | | | | 133 | 79 | 2 | 34 13/32 | 3 | | D9TZ 4817-M | 127 | 201 | | | | | | | |
| | | | | | 138 | | 2 | 43 21/32 | 3 | | D9TZ 4817-N | 127 | 175 | | | | | | | |
| | | | | | 155 | | 2 | 59 1/16 | 3 | | D9TZ 4817-P | 127 | 176 | | | | | | | |
| | | | | | 3 | Ford M/D | G | 8 | 360 | F | All | 133 | 73/75 | 2 | 33 1/16 | 3 | | D7TZ 4817-AE | 113 | 169 |
| | | | | | | | | | | | | 133 | 76 | 2 | 33 1/16 | 3 | | D7TZ 4817-AE | 113 | 177 |
| | | | | | | | | | | | | 138 | 74/75 | 2 | 42 47/64 | 3 | 20 | D4TZ 4817-GA | 17 | 167 |
| 138 | 75/76 | 2 | 42 47/64 | 3 | | | | | | | | 21 | D4TZ 4817-GA | 17 | 175 | | | | | |
| 155 | 74/75 | 2 | 57 5/8 | 3 | | | | | | | | 20 | D4TZ 4817-LA | 17 | 168 | | | | | |
| 155 | 75/76 | 2 | 57 5/8 | 3 | | | | | | | | 21 | D4TZ 4817-LA | 17 | 176 | | | | | |
| 4 | Ford O/D | G | 6 | 300 | F | All | 138 | 78 | 2 | 35 11/16 | 2 1/2 | | D8TZ 4817-AK | 120 | 175 | | | | | |
| | | | | | | | 155 | | 2 | 51 3/64 | 2 1/2 | | D8TZ 4817-AL | 120 | 176 | | | | | |
| | | | | | | | 133 | | 2 | 27 11/32 | 3 | | D8TZ 4817-BF | 120 | 201 | | | | | |
| | | G | 8 | 351 | F | All | 138 | | 2 | 36 19/32 | 3 | | D8TZ 4817-BE | 120 | 175 | | | | | |
| | | | | | | | 155 | | 2 | 52 9/32 | 3 | | D8TZ 4817-BD | 120 | 176 | | | | | |
| | | | | | | | 133 | 76/77 | 2 | 34 3/32 | 2 1/2 | 30 | D7TZ 4817-AD | 113 | 177 | | | | | |
| 4 | New Process 435 | G | 6 | 300 | F | All | 133 | | 2 | 34 15/16 | 2 1/2 | 31 | D8TZ 4817-AM | 123 | 177 | | | | | |
| | | | | | | | 133 | 77 | 2 | 34 3/32 | 2 1/2 | 30 | D7TZ 4817-AD | 113 | 179 | | | | | |
| | | | | | | | 133 | | 2 | 34 15/16 | 2 1/2 | 31 | D8TZ 1817-AM | 123 | 179 | | | | | |
| | | | | | F | All | 138 | 76/77 | 2 | 43 1/4 | 2 1/2 | 30 | D7TZ 4817-AK | 113 | 175 | | | | | |
| | | | | | | | 138 | 77 | 2 | 44 1/8 | 2 1/2 | 31 | D7TZ 4817-CT | 113 | 175 | | | | | |
| | | | | | | | 155 | 76/77 | 2 | 58 11/16 | 2 1/2 | 30 | D7TZ 4817-AS | 113 | 176 | | | | | |
| | | | | | | | 155 | 77 | 2 | 59 33/64 | 2 1/2 | 31 | D7TZ 4817-CU | 113 | 176 | | | | | |
| | | | | | | | 133 | 78 | 2 | 34 15/16 | 2 1/2 | | D8TZ 4817-AM | 123 | 201 | | | | | |
| | | | | | | | 138 | | 2 | 44 1/8 | 2 1/2 | | D8TZ 4817-AN | 123 | 175 | | | | | |
| | | | G | 8 | 302 | F | All | 138 | | 2 | 59 33/64 | 2 1/2 | | | D8TZ 4817-AP | 123 | 176 | | | |
| | | | | | | | | 133 | 73/74 | 2 | 34 3/32 | 3 | 6 | ★ D3TZ 4817-AY | 19 | @ | | | | |
| | | | | | | | | | | | | | | 7/bC7TZ 4817-BW | | | | | | |
| | | | | | | D | All | 133 | 74/75 | 2 | 34 3/32 | 2 1/2 | 7 | D7TZ 4817-AD | 113 | 169 | | | | |
| | | | | | | | | 133 | 76/77 | 2 | 34 3/32 | 2 1/2 | 30 | D7TZ 4817-AD | 113 | 176 | | | | |
| | | | | | | | | 133 | | 2 | 34 15/16 | 2 1/2 | 31 | D8TZ 4817-AM | 123 | 177 | | | | |
| | | | | | | | | 133 | 77 | 2 | 34 3/32 | 2 1/2 | 30 | D7TZ 4817-AD | 113 | 179 | | | | |
| | | | | | | | | 133 | | 2 | 27 5/32 | 2 1/2 | 31 | D8TZ 4817-AM | 123 | 179 | | | | |
| | | | | | | | | 133 | 78 | 2 | 34 15/16 | 2 1/2 | | D8TZ 4817-AM | 123 | 201 | | | | |

NOTE 6 - "Before Ser. T00,001"

NOTE 7 - "From Ser. T00,001"

NOTE 20 - "Before Ser. X40,001"

NOTE 21 - "From Ser. X40,001"

NOTE 28 - "From Ser. Y00,001"

NOTE 29 - "Before Ser. Y00,001"

NOTE 30 - "Before Ser. Z00,001"

NOTE 31 - "From Ser. Z00,001"

@ - 4831 support plate not serviced. Part of No. 3 Crossmember.

**1973/79
TRUCK SERIES 100/500**

4816-7 SHAFT ASSY. (COUPLING) cont'd.

APPLICATION CHART

| S P E E D | TRANSMISSION | | ENGINE | | REAR AXLE | | WHEEL- BASE (INCHES) | YEAR | SIZE(INCHES) | | N O T E | PART NUMBER ▲ | ▲ CODE PL AI 4831 RS T S PLATE |
|-----------------------|--------------|------------------|--------------|-----------------------|-------------------|-------|----------------------------|------|--------------|---|------------------|------------------|--|
| | MODEL | T Y P E | C Y L. | C.I.D. OR MODEL | M F R. ▲ | MODEL | | | A | B | | | |

NOTE: ▲ REFER TO PAGE 1 OF SECTION 48.1 FOR AN EXPLANATION OF THE CHART AND THE CODES SHOWN.

F100 -- 2/W/D SERIES -- Cont'd

| | | | | | | | | | | | | | | | | | |
|-----|--------------------|-----|--------|-----|----|-----|----------|----------|-------|--------------|--------------|----------|------------------------------------|-------|-----------------------------------|-----|-----|
| 4 | New Process 435 | G | 8 | 351 | F | All | 133 | 77 | 2 | 34 9/16 | 3 | 29 | ★ D7TZ 4817-S r/b D7TZ 4817-AW | 106 | 177 | | |
| | | | | | | | 133 | | 2 | 34 9/16 | 3 | 28,30 | D7TZ 4817-AW | 113 | 1 | | |
| | | | | | | | 133 | | 2 | 35 13/32 | 3 | 31 | D8TZ 4817-S | 123 | 177 | | |
| | | | | | | | D | All | 133 | 77 | 2 | 34 9/16 | 3 | 29 | ★ D7TZ 4817-S r/b D7TZ 4817-AW | 106 | 179 |
| | | | | | | | | | 133 | | 2 | 34 9/16 | 3 | 28,30 | D7TZ 4817-AW | 113 | 179 |
| | | | | | | | | | 133 | | 2 | 35 13/32 | 3 | 31 | D8TZ 4817-S | 123 | 179 |
| | | | | | F | All | 138 | 77 | 2 | 43 27/32 | 3 | 29 | D7TZ 4817-R | 106 | 175 | | |
| | | | | | | | 138 | | 2 | 43 27/32 | 3 | 28,30 | D7TZ 4817-BE | 113 | 175 | | |
| | | | | | F | All | 138 | | 2 | 44 11/16 | 3 | 31 | D8TZ 4817-AA | 123 | 175 | | |
| | | | | | | | 155 | | 2 | 59 1/4 | 3 | 29 | D7TZ 4817-T | 106 | 176 | | |
| | | 155 | | 2 | | | 59 1/4 | 3 | 28 | D7TZ 4817-BF | 113 | 176 | | | | | |
| | | 155 | | 2 | | | 60 3/32 | 3 | 31 | D8TZ 4817-AB | 123 | 176 | | | | | |
| | | F | All | 133 | 78 | 2 | 35 13/32 | 3 | | D8TZ 4817-S | 123 | 201 | | | | | |
| | | | | 138 | | 2 | 44 11/16 | 3 | | D8TZ 4817-AA | 123 | 175 | | | | | |
| | | | | 155 | | 2 | 60 3/32 | 3 | | D8TZ 4817-AB | 123 | 176 | | | | | |
| | | | | G | 8 | 360 | F | All | 133 | 73/74 | 2 | 34 1/16 | 3 | 6 | C7TZ 4817-BW | 17 | @ |
| | | 133 | 74/75 | | | | | | 2 | 34 1/16 | 3 | 7 | D4TZ 4817-S | 17 | 169 | | |
| | | 133 | 76 | | | | | | 2 | 34 1/16 | 3 | | D4TZ 4817-S | 17 | 177 | | |
| | | 138 | 75/76 | | | | | | 2 | 43 1/4 | 3 | 20 | D4TZ 4817-Y | 17 | 167 | | |
| | | 138 | | | | | | | 2 | 43 1/4 | 3 | 21 | D4TZ 4817-Y | 17 | 175 | | |
| 155 | | 2 | 58 5/8 | | | | | | 3 | 20 | D4TZ 4817-NA | 17 | 168 | | | | |
| 4 | Warner T-18 | G | 6 | 300 | F | All | 133 | 76/77 | 2 | 34 3/32 | 2 1/2 | 29 | D7TZ 4817-AD | 113 | 177 | | |
| | | | | | | | 133 | 77 | 2 | 34 3/32 | 2 1/2 | 28,30 | D7TZ 4817-AD | 113 | 179 | | |
| | | | | | | | 133 | | 2 | 34 15/16 | 2 1/2 | 31 | D8TZ 4817-AM | 123 | 177 | | |
| | | | | | D | All | 133 | 77 | 2 | 34 3/32 | 2 1/2 | 30 | D7TZ 4817-AD | 113 | 179 | | |
| | | | | | | | 133 | | 2 | 34 15/16 | 2 1/2 | 31 | D8TZ 4817-AM | 123 | 179 | | |
| | | | | | F | All | 138 | 76/77 | 2 | 43 1/4 | 2 1/2 | 30 | D7TZ 4817-AK | 113 | 175 | | |
| | | | | | | | 138 | | 2 | 44 1/8 | 2 1/2 | 31 | D7TZ 4817-CT | 113 | 175 | | |
| | | 155 | 76/77 | 2 | | | 58 11/16 | 2 1/2 | 30 | D7TZ 4817-AS | 113 | 176 | | | | | |
| | | 155 | 77 | 2 | | | 59 33/64 | 2 1/2 | 31 | D7TZ 4817-CU | 113 | 176 | | | | | |
| | | F | All | 133 | 78 | 2 | 34 15/16 | 2 1/2 | | D8TZ 4817-AM | 123 | 201 | | | | | |
| | | | | 138 | | 2 | 44 1/8 | 2 1/2 | | D8TZ 4817-AN | 123 | 175 | | | | | |
| | | | | 155 | | 2 | 59 33/64 | 2 1/2 | | D8TZ 4817-AP | 123 | 176 | | | | | |
| | | G | 8 | 302 | F | All | 133 | 73/74 | 2 | 34 3/32 | 3 | 6 | ★ D3TZ 4817-AY r/b C7TZ 4817-BW | 19 | @ | | |
| | | | | | | | 133 | 74/75 | 2 | 34 3/32 | 2 1/2 | 7 | D7TZ 4817-AD | 113 | 169 | | |
| 133 | 76/77 | | | | | | 2 | 34 3/32 | 2 1/2 | 30 | D7TZ 4817-AD | 113 | 176 | | | | |
| 133 | | | | | | | 2 | 34 15/16 | 2 1/2 | 31 | D8TZ 4817-AM | 123 | 177 | | | | |

NOTE 6 - "Before Ser. T00,001"

NOTE 7 - "From Ser. T00,001"

NOTE 20 - "Before Ser. X40,001"

NOTE 21 - "From Ser. X40,001"

NOTE 28 - "From Ser. Y00,001"

NOTE 29 - "Before Ser. Y00,001"

NOTE 30 - "Before Ser. Z00,001"

NOTE 31 - "From Ser. Z00,001"

@ - 4831 support plate not serviced. Part of No. 3 Crossmember.

1973/79
TRUCK SERIES 100/500

4816-7 SHAFT ASSY. (COUPLING) cont'd.

APPLICATION CHART

| S P E E D | TRANSMISSION | ENGINE | | | REAR AXLE | | WHEEL- BASE (INCHES) | YEAR | SIZE(INCHES) | | N O T E | PART NUMBER ▲ | ▲ CODE | |
|-----------------------|--------------|--------|------------------|--------------|-----------------------|-------------------|----------------------------|------|--------------|---|------------------|------------------|--------|--|
| | | MODEL | T Y P E | C Y L. | C.I.D. OR MODEL | M F R. ▲ | | | MODEL | A | | | B | P L A I N S T A L E |

NOTE: ▲ REFER TO PAGE 1 OF SECTION 48.1 FOR AN EXPLANATION OF THE CHART AND THE CODES SHOWN.

F100 -- 2/W/D SERIES -- Cont'd

| | | | | | | | | | | | | | | | | | |
|-----|-------------|-----|-----|-----|-----|-----|----------|--------|----------|--------------|--------------|-------------|------------------|-------|------------------|-----|-----|
| 4 | Warner T-18 | G | 8 | 302 | D | All | 133 | 77 | 3 | 34 3/32 | 2 1/2 | 30 | D7TZ 4817-AD | 113 | 179 | | |
| | | | | | | | 133 | | 2 | 34 15/16 | 2 1/2 | 31 | D8TZ 4817-AM | 123 | 179 | | |
| | | | | | | | F | All | 133 | 78 | 2 | 34 15/16 | 2 1/2 | | D8TZ 4817-AM | 123 | 201 |
| | | | | | | | F | All | 133 | 77 | 2 | 34 9/16 | 3 | 29 | ★ D7TZ 4817-S | 106 | 177 |
| | | | | | | | | | 133 | | 2 | 34 9/16 | 3 | 28,30 | */b D7TZ 4817-AW | 113 | 177 |
| | | | | | 133 | | | | 2 | 35 13/32 | 3 | 31 | D8TZ 4817-S | 123 | 177 | | |
| | | | | | D | All | 133 | 77 | 2 | 34 9/16 | 3 | 29 | ★ D7TZ 4817-S | 106 | 179 | | |
| | | | | | | | 133 | | 2 | 34 9/16 | 3 | 28,30 | */b D7TZ 4817-AW | 113 | 179 | | |
| | | | | | | | 133 | | 2 | 35 13/32 | 3 | 31 | D8TZ 4817-S | 123 | 179 | | |
| | | | | | | | 138 | 77 | 2 | 43 27/32 | 3 | 29 | D7TZ 4817-R | 106 | 175 | | |
| | | 138 | | 2 | | | 43 27/32 | 3 | 28,30 | D7TZ 4817-BE | 113 | 175 | | | | | |
| | | 138 | | 2 | | | 44 11/16 | 3 | 31 | D8TZ 4817-AA | 123 | 175 | | | | | |
| | | 155 | | 2 | | | 59 1/4 | 3 | 29 | D7TZ 4817-T | 106 | 176 | | | | | |
| | | 155 | | 2 | | | 59 1/4 | 3 | 28,30 | D7TZ 4817-BF | 113 | 176 | | | | | |
| | | 155 | | 2 | | | 60 3/32 | 3 | 31 | D8TZ 4817-AB | 123 | 176 | | | | | |
| | | F | All | 133 | | | 78 | 2 | 35 13/32 | 3 | | D8TZ 4817-S | 123 | 201 | | | |
| | | G | 8 | 360 | F | All | 133 | 73/74 | 2 | 34 1/16 | 3 | 6 | C7TZ 4817-BW | 17 | @ | | |
| | | | | | | | 133 | 74/75 | 2 | 34 1/16 | 3 | 7 | D4TZ 4817-S | 17 | 169 | | |
| | | | | | | | 133 | 76 | 2 | 34 1/16 | 3 | | D4TZ 4817-S | 17 | 177 | | |
| | | | | | | | 138 | 75/76 | 2 | 43 1/4 | 3 | 20 | D4TZ 4817-Y | 17 | 167 | | |
| 138 | | | | | | | 2 | 43 1/4 | 3 | 21 | D4TZ 4817-Y | 17 | 175 | | | | |
| 155 | | | | | | | 2 | 58 5/8 | 3 | 20 | D4TZ 4817-NA | 17 | 168 | | | | |
| 155 | | | | | | | 2 | 58 5/8 | 3 | 21 | D4TZ 4817-NA | 17 | 176 | | | | |

F100 -- 4/W/D SERIES

| | | | | | | | | | | | | | | | |
|---|--|---|------|---------------|---|-----|-----|-------|---|----------|-------|---|--------------|----|-----|
| 3 | Ford C6 | G | 8 | 360 | F | All | 133 | 73 | 2 | 17 31/32 | 2 1/2 | 4 | D3TZ 4817-BP | 65 | @ |
| | | | | | | | 133 | 73/75 | 2 | 17 31/32 | 2 1/2 | 5 | D3TZ 4817-BP | 9 | @ |
| 4 | New Process -- 1 speed transfer case | G | 6, 8 | 240, 300, 360 | F | All | 133 | 73 | 2 | 23 1/4 | 2 1/2 | 4 | C7TZ 4817-D | 54 | @ |
| | | | | | | | 133 | 73/75 | 2 | 23 1/4 | 2 1/2 | 5 | C7TZ 4817-D | 9 | @ |
| 4 | New Process-- 2-speed transfer case | G | 8 | 360 | F | All | 133 | 76 | 2 | 23 1/4 | 2 1/2 | | C7TZ 4817-D | 9 | 177 |
| | | | | | | | 133 | 75 | 2 | 17 31/32 | 2 1/2 | | D3TZ 4817-BP | 65 | @ |
| | | | | | | | 133 | 76 | 2 | 17 31/32 | 2 1/2 | | D3TZ 4817-BP | 65 | 177 |

NOTE 4 - "Before Ser. R60,001"

NOTE 5 - "From Ser. R60,001"

NOTE 6 - "Before Ser. T00,001"

NOTE 7 - "From Ser. T00,001"

NOTE 20 - "Before Ser. X40,001"

NOTE 21 - "From Ser. X40,001"

NOTE 28 - "From Ser. Y00,001"

NOTE 29 - "Before Ser. Y00,001"

NOTE 30 - "Before Ser. Z00,001"

NOTE 31 - "From Ser. Z00,001"

@ - 4831 support plate not serviced. Part of No. 3 Crossmember.

**1973/79
TRUCK SERIES 100/500**

4816-7 SHAFT ASSY. (COUPLING) cont'd.

APPLICATION CHART

| S P E E D | TRANSMISSION | | ENGINE | | | REAR AXLE | | WHEEL-BASE (INCHES) | YEAR | SIZE(INCHES) | | NOTE | PART NUMBER ▲ | ▲ CODE PL 4831 AI RS TT S PLATE |
|-----------------------|--------------|------------------|--------------|-----------------------|-------------------|-----------|---|------------------------|------|--------------|--|------|------------------|---|
| | MODEL | T Y P E | C Y L. | C.I.D. OR MODEL | M F R. ▲ | MODEL | A | | | B | | | | |

NOTE: ▲ REFER TO PAGE 1 OF SECTION 48.1 FOR AN EXPLANATION OF THE CHART AND THE CODES SHOWN.

F150 -- 2/W/D SERIES

| | | | | | | | | | | | | | | | | | | | | |
|-----|---------|-----|---------|-----|----------|-------|-----|--------------|-----|----------|--------------|--------------|--------------|-----|--------------|-----|-----|--------------|-----|-----|
| 3 | Ford C4 | G | 6 | 300 | F | All | 133 | 75 | 2 | 25 3/8 | 2 | | D4TZ 4817-G | 3 | 169 | | | | | |
| | | | | | | | 133 | 76 | 2 | 25 3/8 | 2 | | D4TZ 4817-G | 3 | 177 | | | | | |
| | | | | | | | 138 | 75 | 2 | 34 55/64 | 2 1/2 | 20 | D7TZ 4817-AG | 3 | 167 | | | | | |
| | | | | | | | 138 | 75/77 | 2 | 34 55/64 | 2 1/2 | 21,30 | D7TZ 4817-AG | 114 | 175 | | | | | |
| | | | | | | | 138 | 77 | 2 | 35 11/16 | 2 1/2 | 31 | D8TZ 4817-AK | 120 | 175 | | | | | |
| | | | | | | | 155 | 75 | 2 | 50 31/32 | 2 1/2 | 20 | D7TZ 4817-AM | 114 | 168 | | | | | |
| | | | | | | | 155 | 77 | 2 | 50 7/32 | 2 1/2 | 21 | D7TZ 4817-AM | 114 | 176 | | | | | |
| | | | | | | | 155 | | 2 | 51 3/64 | 2 1/2 | 31 | D7TZ 4817-CL | 114 | 176 | | | | | |
| | | | | | | | 138 | 77 | 2 | 34 55/64 | 2 1/2 | 30 | D7TZ 4817-AG | 114 | 175 | | | | | |
| | | 138 | | 2 | 35 11/16 | 2 1/2 | 31 | D8TZ 4817-AK | 120 | 175 | | | | | | | | | | |
| | | 155 | | 2 | 50 7/32 | 2 1/2 | 30 | D7TZ 4817-AM | 114 | 176 | | | | | | | | | | |
| | | 155 | | 2 | 51 3/64 | 2 1/2 | 31 | D8TZ 4817-AL | 120 | 176 | | | | | | | | | | |
| | | 3 | Ford C6 | G | 6 | 300 | F | All | 138 | 78 | 2 | 32 5/32 | 2 1/2 | | D8TZ 4817-BG | 121 | 175 | | | |
| | | | | | | | | | 155 | | 2 | 47 3/4 | 2 1/2 | | D8TZ 4817-BH | 121 | 176 | | | |
| | | | | | | | | | 138 | 79 | 2 | 32 5/32 | 2 1/2 | | D9TZ 4817-AB | 122 | 175 | | | |
| 155 | | | | | | | | | 2 | 47 3/4 | 2 1/2 | | D9TZ 4817-AZ | 131 | 176 | | | | | |
| 138 | 78 | | | | | | | | 2 | 32 5/32 | 2 1/2 | | D8TZ 4817-BG | 121 | 175 | | | | | |
| 155 | | | | | | | | | 2 | 47 3/4 | 2 1/2 | | D8TZ 4817-BH | 121 | 176 | | | | | |
| G | 8 | | | 302 | F | All | 138 | 79 | 2 | 32 5/32 | 2 1/2 | | D9TZ 4817-AB | 122 | 175 | | | | | |
| | | | | | | | 155 | | 2 | 47 3/4 | 2 1/2 | | D9TZ 4817-AZ | 131 | 176 | | | | | |
| | | | | | | | 138 | 78 | 2 | 32 5/32 | 2 1/2 | | D8TZ 4817-BG | 121 | 175 | | | | | |
| | | | | | | | 155 | | 2 | 47 3/4 | 2 1/2 | | D8TZ 4817-BH | 121 | 176 | | | | | |
| | | | | | | | 138 | 79 | 2 | 32 5/32 | 2 1/2 | | D9TZ 4817-AB | 122 | 175 | | | | | |
| | | | | | | | 155 | | 2 | 47 3/4 | 2 1/2 | | D9TZ 4817-AZ | 131 | 176 | | | | | |
| | | | | | | | G | 8 | 351 | F | All | 133 | 77 | 2 | 22 9/16 | 3 | 29 | D3TZ 4817-AE | 4 | 177 |
| | | | | | | | | | | | | 133 | | 2 | 22 9/16 | 3 | 28 | D7TZ 4817-Y | 110 | 177 |
| | | | | | | | | | | | | 133 | | 2 | 23 13/32 | 3 | 31 | D8TZ 4817-BC | 121 | 177 |
| 138 | | | | 2 | 31 3/4 | 3 | | | | | | 30 | D7TZ 4817-AH | 110 | 175 | | | | | |
| 138 | | | | 2 | 32 5/8 | 3 | | | | | | 31 | D8TZ 4817-AR | 121 | 175 | | | | | |
| 155 | | | | 2 | 47 5/32 | 3 | | | | | | 29 | D4TZ 4817-MA | 88 | 176 | | | | | |
| 155 | | | | | | | 2 | 47 5/32 | 3 | 28,30 | | D7TZ 4817-AN | 110 | 176 | | | | | | |
| | | | | | | | 2 | 48 | 3 | 31 | | D8TZ 4817-AS | 121 | 176 | | | | | | |
| | | | | | | | 133 | 78 | 2 | 23 13/32 | 3 | | D8TZ 4817-BC | 121 | 177 | | | | | |
| | | 138 | | | | | 2 | 32 5/8 | 3 | | D8TZ 4817-AR | 121 | 175 | | | | | | | |
| | | 155 | | | | | 2 | 48 | 3 | | D8TZ 4817-AS | 121 | 176 | | | | | | | |
| | | 133 | 79 | | | | 2 | 23 13/32 | 3 | 40 | D9TZ 4817-G | 122 | 201 | | | | | | | |
| | | 133 | | | | | 2 | 23 13/32 | 3 | 41 | D9TZ 4817-BP | 130 | 201 | | | | | | | |
| | | 138 | | | | | 2 | 32 5/8 | 3 | | D9TZ 4817-AT | 131 | 175 | | | | | | | |
| | | 155 | | | | | 2 | 48 | 3 | | D9TZ 4817-AU | 131 | 176 | | | | | | | |

NOTE 20 - "Before Ser. S60,001"

NOTE 21 - "From Ser. S60,001"

NOTE 28 - "From Ser. Y00,001"

NOTE 29 - "Before Ser. Y00,001"

NOTE 30 - "Before Ser. Z00,001"

NOTE 31 - "From Ser. Z00,001"

NOTE 40 - "Before Ser. FC0,001"

NOTE 41 - "From Ser. FC0,001"

@ - 4831 support plate not serviced. Part of No. 3 Crossmember.

1973/79
TRUCK SERIES 100/500

4816-7 SHAFT ASSY. (COUPLING) cont'd.

APPLICATION CHART

| S P E E D | TRANSMISSION | | ENGINE | | REAR AXLE | | WHEEL-BASE (INCHES) | YEAR | SIZE(INCHES) | | N O T E | PART NUMBER ▲ | CODE | |
|-----------------------|--------------|------------------|--------------|-----------------------|-------------------|-------|------------------------|------|--------------|---|------------------|------------------|---------------------------|---------------|
| | MODEL | T Y P E | C Y L. | C.I.D. OR MODEL | M F R. ▲ | MODEL | | | A | B | | | PL AI RS TT S | 4831 PLATE |

NOTE: ▲ REFER TO PAGE 1 OF SECTION 48.1 FOR AN EXPLANATION OF THE CHART AND THE CODES SHOWN.

F150 -- 2/W/D SERIES -- Cont'd

| | | | | | | | | | | | | | | | |
|---|---------|-----|-------|-----|----------|-----|-------|----------------------------------|-----|----------|---|----|----------------------------------|-----|-----|
| 3 | Ford C6 | G | 8 | 360 | F | All | 133 | 75 | 2 | 15 5/8 | 3 | 23 | D3TZ 4817-AE | 4 | @ |
| | | | | | | | 138 | 75/76 | 2 | 31 3/4 | 3 | | D7TZ 4817-AH | 88 | 175 |
| | | | | | | | 155 | 75 | 2 | 47 5/32 | 3 | 18 | D4TZ 4817-MA | 88 | 168 |
| | | | | | | | 155 | | 2 | 47 5/32 | 3 | 19 | D4TZ 4817-MA | 88 | 176 |
| | | | | | | | 155 | 76 | 2 | 47 5/32 | 3 | | D4TZ 4817-MA | 88 | 168 |
| | | | | | | | 133 | 75 | 2 | 22 29/32 | 3 | 23 | ★ D4TZ 4817-D r/b D7TZ 4817-X | 8 | @ |
| | | | | | | | 138 | | 2 | 32 3/16 | 3 | 18 | D7TZ 4817-AJ | 109 | 167 |
| | | | | | | | 138 | 75/76 | 2 | 32 3/16 | 3 | 19 | D7TZ 4817-AJ | 109 | 175 |
| | | 155 | 75 | 2 | 47 17/32 | 3 | 18 | D4TZ 4817-ZA | 87 | 168 | | | | | |
| | | 155 | 75/76 | 2 | 47 17/32 | 3 | 19 | D4TZ 4817-ZA | 87 | 176 | | | | | |
| | | 133 | 77 | 2 | 22 29/32 | 3 | 29 | ★ D4TZ 4817-D r/b D7TZ 4817-X | 8 | 177 | | | | | |
| | | 133 | | 2 | 22 9/16 | 3 | 28,30 | D7TZ 4817-Y | 110 | 177 | | | | | |
| | | 133 | | 2 | 23 3/4 | 3 | 31 | D8TZ 4817-AT | 122 | 177 | | | | | |
| | | 138 | | 2 | 32 3/16 | 3 | 30 | D7TZ 4817-AJ | 109 | 175 | | | | | |
| | | 138 | | 2 | 33 | 3 | 31 | D8TZ 4817-BZ | 122 | 175 | | | | | |
| | | 155 | | 2 | 47 17/32 | 3 | 29 | D4TZ 4817-ZA | 87 | 176 | | | | | |
| | | 155 | | 2 | 47 17/32 | 3 | 28,30 | D7TZ 4817-AP | 109 | 176 | | | | | |
| | | 155 | | 2 | 48 3/8 | 3 | 31 | D8TZ 4817-AV | 122 | 176 | | | | | |
| | | 133 | 78/79 | 2 | 23 3/4 | 3 | 40 | D8TZ 4817-AT | 122 | 201 | | | | | |
| | | 133 | 79 | 2 | 23 3/4 | 3 | 41 | D9TZ 4817-AV | 131 | 201 | | | | | |
| | | 138 | 78/79 | 2 | 33 1/32 | 3 | 40 | D8TZ 4817-BZ | 122 | 175 | | | | | |
| | | 138 | 79 | 2 | 33 | 3 | 41 | D9TZ 4817-AW | 131 | 175 | | | | | |
| | | 155 | 78 | 2 | 48 3/8 | 3 | 34 | D8TZ 4817-AV | 122 | 176 | | | | | |
| | | 155 | 78/79 | 2 | 48 3/8 | 3 | 35,40 | D8TZ 4817-CA | 122 | 176 | | | | | |
| | | 155 | 79 | 2 | 48 3/8 | 3 | 41 | D9TZ 4817-BC | 131 | 176 | | | | | |
| | | 133 | 75 | 2 | 22 29/32 | 3 | | ★ D4TZ 4817-D r/b D7TZ 4817-X | 8 | 169 | | | | | |
| | | 133 | 76/77 | 2 | 22 29/32 | 3 | 30 | ★ D4TZ 4817-D r/b D7TZ 4817-X | 8 | 177 | | | | | |
| | | 133 | | 2 | 23 3/4 | 3 | 31 | D8TZ 4817-AT | 122 | 177 | | | | | |
| | | 138 | 75 | 2 | 32 3/16 | 3 | 18 | D7TZ 4817-AJ | 109 | 167 | | | | | |

- NOTE 18 - "Before Ser. W60,001"
- NOTE 19 - "From Ser. W60,001"
- NOTE 23 - Used with 2 piece D/Line
- NOTE 28 - "From Ser. Y00,001"
- NOTE 29 - "Before Ser. Y00,001"
- NOTE 30 - "Before Ser. Z00,001"
- NOTE 31 - "From Ser. Z00,001"
- NOTE 34 - "Before Ser. CE0,001"
- NOTE 35 - "From Ser. CE0,001"
- NOTE 40 - "Before Ser. FC0,001"
- NOTE 41 - "From Ser. FC0,001"

1973/79
TRUCK SERIES 100/500

4816-7 SHAFT ASSY. (COUPLING) cont'd.

APPLICATION CHART

| S P E E D | TRANSMISSION | | ENGINE | | REAR AXLE | | WHEEL- BASE (INCHES) | YEAR | SIZE(INCHES) | | N O T E | PART NUMBER ▲ | ▲ CODE | |
|-----------------------|--------------|------------------|--------------|-----------------------|-------------------|-------|----------------------------|------|--------------|---|------------------|------------------|-----------------------|-------------------------------|
| | MODEL | T Y P E | C Y L. | C.I.D. OR MODEL | M F R. ▲ | MODEL | | | A | B | | | P L A T E | 4831 R S T T S |

NOTE: ▲ REFER TO PAGE 1 OF SECTION 48.1 FOR AN EXPLANATION OF THE CHART AND THE CODES SHOWN.

F150 -- 2/W/D SERIES -- Cont'd

| | | | | | | | | | | | | | | | | | | | | | | |
|-----|---------|-----|----------|-------|-------|--------------|-----|----------|-----|----------|-------------|-------|--------------|-----|-----|---|----------|-------|----|--------------|----|-----|
| 3 | Ford C6 | G | 8 | 460 | F | All | 138 | 75/77 | 2 | 32 3/16 | 3 | 19,29 | D7TZ 4817-AJ | 109 | 175 | | | | | | | |
| | | | | | | | 138 | 77 | 2 | 32 3/16 | 3 | 28,30 | D7TZ 4817-AJ | 109 | 175 | | | | | | | |
| | | | | | | | 138 | | 2 | 33 | 3 | 31 | D8TZ 4817-BZ | 122 | 175 | | | | | | | |
| | | | | | | | 155 | 75 | 2 | 47 17/32 | 3 | 18 | D4TZ 4817-ZA | 87 | 168 | | | | | | | |
| | | | | | | | 155 | 75/77 | 2 | 47 17/32 | 3 | 19,29 | D4TZ 4817-ZA | 87 | 176 | | | | | | | |
| | | | | | | | 155 | 77 | 2 | 47 17/32 | 3 | 28,30 | D7TZ 4817-AP | 109 | 176 | | | | | | | |
| | | | | | | | 155 | | 2 | 48 3/8 | 3 | 31 | D8TZ 4817-AV | 122 | 176 | | | | | | | |
| | | | | | | | 133 | 78/79 | 2 | 23 3/4 | 3 | 40 | D8TZ 4817-AT | 122 | 201 | | | | | | | |
| | | | | | | | 133 | 79 | 2 | 23 3/4 | 3 | 41 | D9TZ 4817-AV | 131 | 201 | | | | | | | |
| | | | | | | | 138 | 78/79 | 2 | 33 1/32 | 3 | 40 | D8TZ 4817-BZ | 122 | 175 | | | | | | | |
| | | | | | | | 138 | 79 | 2 | 33 | 3 | 41 | D9TZ 4817-AW | 131 | 175 | | | | | | | |
| | | | | | | | 155 | 78 | 2 | 48 3/8 | 3 | 34 | D8TZ 4817-AV | 122 | 176 | | | | | | | |
| | | | | | | | 155 | 78/79 | 2 | 48 3/8 | 3 | 35,40 | D8TZ 4817-CA | 122 | 176 | | | | | | | |
| | | | | | | | 155 | 79 | 2 | 48 3/8 | 3 | 41 | D9TZ 4817-BC | 131 | 176 | | | | | | | |
| | | | | | | | 3 | Ford L/D | G | 8 | 300 | F | All | 133 | 75 | 4 | 34 | 2 | | D5TZ 4817-A | 17 | 169 |
| | | | | | | | | | | | | | | 133 | 76 | 4 | 34 | 2 | | D5TZ 4817-A | 17 | 177 |
| | | | | | | | | | | | | | | 138 | 75 | 2 | 42 25/32 | 2 1/2 | 20 | D4TZ 4817-VA | 17 | 167 |
| 138 | 75/77 | 2 | 42 25/32 | 2 1/2 | 21,24 | D4TZ 4817-VA | | | | | | | | 17 | 175 | | | | | | | |
| 138 | | 2 | 42 13/16 | 3 | 25,30 | D7TZ 4817-BC | | | | | | | | 113 | 175 | | | | | | | |
| 138 | | 2 | 24 3/8 | 2 1/2 | 31 | D7TZ 4817-BX | | | | | | | | 109 | 175 | | | | | | | |
| 155 | 75 | 2 | 58 5/32 | 2 1/2 | 20 | D4TZ 4817-YA | | | | | | | | 17 | 168 | | | | | | | |
| 155 | 75/77 | 2 | 58 5/32 | 2 1/2 | 21,24 | D4TZ 4817-YA | | | | | | | | 17 | 176 | | | | | | | |
| 155 | 77 | 2 | 58 7/32 | 3 | 25,29 | D7TZ 4817-M | | | | | | | | 106 | 176 | | | | | | | |
| 155 | | 2 | 58 7/32 | 3 | 28,30 | D7TZ 4817-BD | | | | | | | | 113 | 176 | | | | | | | |
| 155 | | 2 | 59 1/16 | 3 | 31 | D7TZ 4817-BZ | | | 113 | 176 | | | | | | | | | | | | |
| 138 | 78 | 2 | 43 1/32 | 3 | | D8TZ 4817-Y | | | 123 | 175 | | | | | | | | | | | | |
| 155 | | 2 | 59 1/16 | 3 | | D8TZ 4817-Z | | | 123 | 176 | | | | | | | | | | | | |
| G | 8 | 302 | F | All | 133 | 77 | | | 2 | 33 37/64 | 3 | 30 | D7TZ 4817-AV | 113 | 177 | | | | | | | |
| | | | | | 133 | | | | 2 | 34 13/32 | 3 | 31 | D7TZ 4817-CA | 113 | 177 | | | | | | | |
| | | | | | 138 | | | | 2 | 42 13/16 | 3 | 30 | D7TZ 4817-BC | 113 | 175 | | | | | | | |
| | | | | | 138 | | | | 2 | 24 3/8 | 2 1/2 | 31 | D7TZ 4817-BX | 109 | 175 | | | | | | | |
| | | | | | 155 | | | | 2 | 58 7/32 | 3 | 30 | D7TZ 4817-BD | 113 | 176 | | | | | | | |
| | | | | | 155 | | | | 2 | 59 1/16 | 3 | 31 | D7TZ 4817-BZ | 113 | 176 | | | | | | | |
| | | | | | 133 | 78 | | | 2 | 34 13/32 | 3 | | D8TZ 4817-R | 123 | 201 | | | | | | | |
| | | | | | 138 | | 2 | 43 21/32 | 3 | | D8TZ 4817-Y | 123 | 175 | | | | | | | | | |
| | | | | | 155 | | 2 | 59 1/16 | 3 | | D8TZ 4817-Z | 123 | 176 | | | | | | | | | |
| | | | | | 133 | 79 | 2 | 34 13/32 | 3 | | D9TZ 4817-M | 127 | 201 | | | | | | | | | |
| 138 | | 2 | 43 21/32 | 3 | | D9TZ 4817-N | 127 | 175 | | | | | | | | | | | | | | |
| 155 | | 2 | 59 1/16 | 3 | | D9TZ 4817-P | 127 | 176 | | | | | | | | | | | | | | |

- NOTE 18 -- "Before Ser. W60,001"
- NOTE 19 -- "From Ser. W60,001"
- NOTE 20 -- "Before Ser. X40,001"
- NOTE 21 -- "From Ser. X40,001"
- NOTE 24 -- "Before Ser. Y20,001"
- NOTE 25 -- "From Ser. Y20,001"
- NOTE 28 -- "From Ser. Y00,001"
- NOTE 29 -- "Before Ser. Y00,001"
- NOTE 30 -- "Before Ser. Z00,001"
- NOTE 31 -- "From Ser. Z00,001"
- NOTE 34 -- "Before Ser. CE0,001"
- NOTE 35 -- "From Ser. CE0,001"
- NOTE 40 -- "Before Ser. FC0,001"
- NOTE 41 -- "From Ser. FC0,001"

1973/79
TRUCK SERIES 100/500

4816-7 SHAFT ASSY. (COUPLING) cont'd.

APPLICATION CHART

| S P E E D | TRANSMISSION | ENGINE | | | REAR AXLE | | WHEEL-BASE (INCHES) | YEAR | SIZE(INCHES) | | NOTE | PART NUMBER ▲ | ▲ CODE | |
|-----------------------|--------------|--------|------------------|--------------|-----------------------|-------------------|------------------------|------|--------------|---|------|------------------|--------|----|
| | | MODEL | T Y P E | C Y L. | C.I.D. OR MODEL | M F R. ▲ | | | MODEL | A | | | B | PL |

NOTE: ▲ REFER TO PAGE 1 OF SECTION 48.1 FOR AN EXPLANATION OF THE CHART AND THE CODES SHOWN.

F150 -- 2/W/D SERIES -- Cont'd.

| | | | | | | | | | | | | | | | | | | | | |
|-----|----------|-----|----|-----|----------|-------|-----|----------|-----|----------|--------------|-------|--------------|-----|----------|---|----|--------------|-----|-----|
| 3 | Ford M/D | G | 8 | 300 | F | All | 138 | 77 | 2 | 42 9/32 | 2 1/2 | 30 | D7TZ 4817-AL | 113 | 175 | | | | | |
| | | | | | | | 138 | | 2 | 43 1/8 | 2 1/2 | 31 | D7TZ 4817-CV | 113 | 175 | | | | | |
| | | | | | | | 155 | | 2 | 57 27/32 | 2 1/2 | 30 | D7TZ 4817-AR | 113 | 176 | | | | | |
| | | | | | | | 155 | | 2 | 59 33/64 | 2 1/2 | 31 | D7TZ 4817-CU | 113 | 176 | | | | | |
| | | | | | | | 138 | 78 | 2 | 43 1/8 | 2 1/2 | | D8TZ 4817-AX | 123 | 175 | | | | | |
| | | | | | | | 155 | | 2 | 58 1/2 | 2 1/2 | | D8TZ 4817-AY | 123 | 176 | | | | | |
| | | G | 8 | 302 | F | All | 138 | 77 | 2 | 42 9/32 | 2 1/2 | 30 | D7TZ 4817-AL | 113 | 175 | | | | | |
| | | | | | | | 138 | | 2 | 43 1/8 | 2 1/2 | 31 | D7TZ 4817-CV | 113 | 175 | | | | | |
| | | | | | | | 155 | | 2 | 57 27/32 | 2 1/2 | 30 | D7TZ 4817-AR | 113 | 176 | | | | | |
| | | | | | | | 155 | | 2 | 59 33/64 | 2 1/2 | 31 | D7TZ 4817-CU | 113 | 176 | | | | | |
| | | | | | | | 138 | 78 | 2 | 43 1/8 | 2 1/2 | | D8TZ 4817-AX | 123 | 175 | | | | | |
| | | | | | | | 155 | | 2 | 58 1/2 | 2 1/2 | | D8TZ 4817-AY | 123 | 176 | | | | | |
| | | | | | | | 138 | 79 | 2 | 43 1/8 | 2 1/2 | | D9TZ 4817-H | 127 | 175 | | | | | |
| | | | | | | | 155 | | 2 | 58 1/2 | 2 1/2 | | D9TZ 4817-J | 127 | 176 | | | | | |
| | | | | | | | G | 8 | 351 | F | All | 133 | 77 | 2 | 33 37/64 | 3 | 30 | D7TZ 4817-AV | 113 | 177 |
| | | | | | | | | | | | | 133 | | 2 | 34 13/32 | 3 | 31 | D7TZ 4817-CA | 113 | 177 |
| | | 138 | | 2 | 42 13/16 | 3 | | | | | | 30 | D7TZ 4817-BC | 113 | 175 | | | | | |
| | | 138 | | 2 | 24 3/8 | 2 1/2 | | | | | | 31 | D7TZ 4817-BX | 109 | 175 | | | | | |
| | | 155 | | 2 | 58 7/32 | 3 | | | | | | 29 | D7TZ 4817-M | 106 | 176 | | | | | |
| | | 155 | | 2 | 58 7/32 | 3 | | | | | | 28,30 | D7TZ 4817-BD | 113 | 176 | | | | | |
| | | 155 | | 2 | 59 1/16 | 3 | | | | | | 31 | D7TZ 4817-BZ | 113 | 176 | | | | | |
| | | 133 | 78 | 2 | 34 13/32 | 3 | | | | | | | D8TZ 4817-R | 123 | 201 | | | | | |
| | | 138 | | 2 | 43 21/32 | 3 | | | | | | | D8TZ 4817-Y | 123 | 175 | | | | | |
| | | 155 | | 2 | 59 1/16 | 3 | | | | | | | D8TZ 4817-Z | 123 | 176 | | | | | |
| | | G | 8 | 360 | F | All | 138 | 79 | 2 | 43 21/32 | 3 | | D9TZ 4817-N | 127 | 175 | | | | | |
| | | | | | | | 155 | | 2 | 59 1/16 | 3 | | D9TZ 4817-P | 127 | 176 | | | | | |
| | | | | | | | 133 | 75 | 2 | 33 1/16 | 3 | | D7TZ 4817-AE | 113 | 169 | | | | | |
| 133 | 76 | | | | | | 2 | 33 1/16 | 3 | | D7TZ 4817-AE | 113 | 177 | | | | | | | |
| 138 | 75 | | | | | | 2 | 42 47/64 | 3 | 20 | D4TZ 4817-GA | 17 | 167 | | | | | | | |
| 138 | 75/76 | | | | | | 2 | 42 47/64 | 3 | 21 | D4TZ 4817-GA | 17 | 175 | | | | | | | |
| 155 | 75 | | | | | | 2 | 57 5/8 | 3 | 20 | D4TZ 4817-LA | 17 | 168 | | | | | | | |
| 155 | 75/76 | | | | | | 2 | 57 5/8 | 3 | 21 | D4TZ 4817-LA | 17 | 176 | | | | | | | |
| 4 | Ford O/D | G | 6 | 300 | F | All | 138 | 78 | 2 | 35 11/16 | 2 1/2 | | D8TZ 4817-AK | 120 | 175 | | | | | |
| | | | | | | | 155 | | 2 | 51 3/64 | 2 1/2 | | D8TZ 4817-AL | 120 | 176 | | | | | |
| | | G | 8 | 302 | F | All | 133 | 78 | 2 | 27 11/32 | 3 | | D8TZ 4817-BF | 120 | 201 | | | | | |
| | | | | | | | 138 | | 2 | 35 11/16 | 2 1/2 | | D8TZ 4817-AK | 120 | 176 | | | | | |
| | | | | | | | 155 | | 2 | 51 3/64 | 2 1/2 | | D8TZ 4817-AL | 120 | 176 | | | | | |
| | | | | | | | 138 | 79 | 2 | 35 3/4 | 2 1/2 | | D9TZ 4817-BE | 130 | 175 | | | | | |
| | | | | | | | 155 | | 2 | 51 1/8 | 2 1/2 | | D9TZ 4817-BF | 130 | 176 | | | | | |

- NOTE 20 - "Before Ser. X40,001"
- NOTE 21 - "From Ser. X40,001"
- NOTE 28 - "From Ser. Y00,001"
- NOTE 29 - "Before Ser. Y00,001"
- NOTE 30 - "Before Ser. Z00,001"
- NOTE 31 - "From Ser. Z00,001"
- NOTE 40 - "Before Ser. FC0,001"
- NOTE 41 - "From Ser. FC0,001"

**1973/79
TRUCK SERIES 100/500**

4816-7 SHAFT ASSY. (COUPLING) cont'd.

APPLICATION CHART

| TRANSMISSION | ENGINE | | | REAR AXLE | | WHEEL-BASE (INCHES) | YEAR | SIZE(INCHES) | | NOTE | PART NUMBER | CODE |
|--------------|--------|-------|-------|-----------------|--------|---------------------|------|--------------|---|------|-------------|------|
| | MODEL | TYP E | CY L. | C.I.D. OR MODEL | MFR. ▲ | | | MODEL | A | | | |

NOTE: ▲ REFER TO PAGE 1 OF SECTION 48.1 FOR AN EXPLANATION OF THE CHART AND THE CODES SHOWN.

F150 -- 2/W/D SERIES -- Cont'd

| | | | | | | | | | | | | | | | | | | | | | | |
|-----|----------|-----|----------|-------|-----|--------------|-------|--------------|-----|----------|-------|-----|--------------|-----|----------|-------|----------|-----------------------------------|-----|--------------|-----|-----|
| 4 | Ford O/D | G | 8 | 351 | F | All | 133 | 78 | 2 | 27 11/32 | 3 | | D8TZ 4817-BF | 120 | 201 | | | | | | | |
| | | | | | | | 138 | | 2 | 36 19/32 | 3 | | D8TZ 4817-BE | 120 | 176 | | | | | | | |
| | | | | | | | 155 | | 2 | 52 9/32 | 3 | | D8TZ 4817-BD | 120 | 176 | | | | | | | |
| | | | | | | | 133 | 79 | 2 | 27 13/32 | 3 | 40 | D9TZ 4817-V | 129 | 201 | | | | | | | |
| | | | | | | | 133 | | 2 | 27 13/32 | 3 | 41 | D9TZ 4817-BG | 130 | 201 | | | | | | | |
| | | | | | | | 138 | | 2 | 37 3/32 | 3 | 40 | D9TZ 4817-Y | 129 | 175 | | | | | | | |
| | | | | | | | 138 | | 2 | 37 3/32 | 3 | 41 | D9TZ 4817-BK | 130 | 175 | | | | | | | |
| | | | | | | | 155 | | 2 | 52 9/32 | 3 | 40 | D9TZ 4817-W | 129 | 176 | | | | | | | |
| | | | | | | | 155 | | 2 | 52 11/32 | 3 | 41 | D9TZ 4817-BH | 130 | 176 | | | | | | | |
| | | | | | | | 4 | New Process | G | 6 | 300 | F | All | 133 | 76/77 | 2 | 34 3/32 | 2 1/2 | 30 | D7TZ 4817-AD | 113 | 177 |
| | | | | | | | | | | | | | | 133 | | 2 | 34 15/16 | 2 1/2 | 31 | D8TZ 4817-AM | 123 | 177 |
| | | | | | | | | | | | | | | 138 | 76/77 | 2 | 43 1/4 | 2 1/2 | 30 | D7TZ 4817-AK | 113 | 175 |
| | | | | | | | | | | | | | | 138 | | 2 | 44 1/8 | 2 1/2 | 31 | D7TZ 4817-CT | 113 | 175 |
| | | | | | | | | | | | | | | 155 | 76/77 | 2 | 58 11/16 | 2 1/2 | 30 | D7TZ 4817-AS | 113 | 176 |
| 155 | 77 | 2 | 59 33/64 | 2 1/2 | 31 | D7TZ 4817-CU | | | | | | | | 113 | 176 | | | | | | | |
| 133 | 78 | 2 | 34 15/16 | 2 1/2 | | D8TZ 4817-AM | | | | | | | | 123 | 201 | | | | | | | |
| 138 | | 2 | 44 1/8 | 2 1/2 | | D8TZ 4817-AN | | | | | | | | 123 | 175 | | | | | | | |
| 155 | | 2 | 59 33/64 | 2 1/2 | | D8TZ 4817-AP | | | | | | | | 123 | 176 | | | | | | | |
| 133 | 79 | 2 | 34 29/32 | 3 | | D9TZ 4817-AG | | | | | | | | 127 | 201 | | | | | | | |
| 138 | | 2 | 44 9/32 | 3 | | D9TZ 4817-AH | | | | | | | | 127 | 175 | | | | | | | |
| 155 | | 2 | 59 17/32 | 3 | | D9TZ 4817-AJ | | | | | | | | 127 | 176 | | | | | | | |
| G | 8 | 302 | F | All | 133 | 77 | | | | | | | | 2 | 34 3/32 | 2 1/2 | 30 | D7TZ 4817-AD | 113 | 177 | | |
| | | | | | 133 | | | | | | | | | 2 | 34 15/16 | 2 1/2 | 31 | D8TZ 4817-AM | 123 | 177 | | |
| | | | | | 138 | | | | 2 | 43 1/4 | 2 1/2 | 30 | D7TZ 4817-AK | 113 | 175 | | | | | | | |
| | | | | | 138 | | | | 2 | 44 1/8 | 2 1/2 | 31 | D7TZ 4817-CT | 113 | 175 | | | | | | | |
| | | | | | 155 | | | | 2 | 58 11/16 | 2 1/2 | 30 | D7TZ 4817-AS | 113 | 176 | | | | | | | |
| | | | | | 155 | | | | 2 | 59 33/64 | 2 1/2 | 31 | D7TZ 4817-CU | 113 | 176 | | | | | | | |
| | | | | | 133 | 78 | | | 2 | 34 15/16 | 2 1/2 | | D8TZ 4817-AM | 123 | 201 | | | | | | | |
| | | | | | 138 | | | | 2 | 44 1/8 | 2 1/2 | | D8TZ 4817-AN | 123 | 175 | | | | | | | |
| | | | | | 155 | | | | 2 | 59 33/64 | 2 1/2 | | D8TZ 4817-AP | 123 | 176 | | | | | | | |
| | | | | | G | 8 | | | 351 | F | All | 133 | 77 | 2 | 34 9/16 | 3 | 29 | ★ D7TZ 4817-S r/b D7TZ 4602-AW | 106 | 177 | | |
| | | | | | | | | | | | | 133 | | 2 | 34 9/16 | 3 | 28,30 | D7TZ 4817-AW | 113 | 177 | | |
| | | | | | | | | | | | | 133 | | 2 | 35 13/32 | 3 | 31 | D8TZ 4817-S | 123 | 177 | | |
| | | | | | | | | | | | | 138 | | 2 | 43 27/32 | 3 | 29 | D7TZ 4817-R | 106 | 175 | | |
| | | | | | | | | | | | | 138 | | 2 | 43 27/32 | 3 | 28,30 | D7TZ 4817-BE | 113 | 175 | | |
| 138 | | 2 | 44 11/16 | 3 | | | | | | | | 31 | D8TZ 4817-AA | 123 | 175 | | | | | | | |
| 155 | | 2 | 59 1/4 | 3 | | | | | | | | 29 | D7TZ 4817-T | 106 | 176 | | | | | | | |
| 155 | | 2 | 59 1/4 | 3 | | | 28,30 | D7TZ 4817-BF | | | | 113 | 176 | | | | | | | | | |
| 155 | | 2 | 60 3/32 | 3 | | | 31 | D8TZ 4817-AB | | | | 123 | 176 | | | | | | | | | |
| 133 | 78 | 2 | 35 13/32 | 3 | | | | D8TZ 4817-S | | | | 123 | 201 | | | | | | | | | |
| 138 | | 2 | 44 11/16 | 3 | | | | D8TZ 4817-AA | | | | 123 | 175 | | | | | | | | | |
| 155 | | 2 | 60 3/32 | 3 | | | | D8TZ 4817-AB | | | | 123 | 176 | | | | | | | | | |
| 133 | 79 | 2 | 35 13/32 | 3 | | | | D9TZ 4817-R | | | | 127 | 201 | | | | | | | | | |
| 138 | | 2 | 44 11/16 | 3 | | | | D9TZ 4817-S | | | | 127 | 175 | | | | | | | | | |
| 155 | | 2 | 60 3/32 | 3 | | D9TZ 4817-T | 127 | 176 | | | | | | | | | | | | | | |

- NOTE 28 - "From Ser. Y00,001"
- NOTE 29 - "Before Ser. Y00,001"
- NOTE 30 - "Before Ser. Z00,001"
- NOTE 31 - "From Ser. Z00,001"
- NOTE 40 - "Before Ser. FC0,001"
- NOTE 41 - "From Ser. FC0,001"

1973/79
TRUCK SERIES 100/500

4816-7 SHAFT ASSY. (COUPLING) cont'd.

APPLICATION CHART

| S P E E D | TRANSMISSION | | ENGINE | | | REAR AXLE | | WHEEL- BASE (INCHES) | YEAR | T Y P E | SIZE(INCHES) | | N O T E | PART NUMBER ▲ | ▲ CODE | |
|-----------------------|--------------|------------------|--------------|-----------------------|-------------------|-----------|---|----------------------------|------|------------------|--------------|-----------------------|------------------|------------------|--------|--|
| | MODEL | T Y P E | C Y L. | C.I.D. OR MODEL | M F R. ▲ | MODEL | A | | | | B | P L A T E | | | 4831 | |

NOTE: ▲ REFER TO PAGE 1 OF SECTION 48.1 FOR AN EXPLANATION OF THE CHART AND THE CODES SHOWN.

F150 -- 2/W/D SERIES -- Cont'd

| | | | | | | | | | | | | | | | | | | | |
|-----|-------------|-----|----------|-------|-----|--------------|-----|-------------|----------|---------|-------|--------------|--------------|----------|-------|----|--------------|-------|-----|
| 4 | New Process | G | 8 | 360 | F | All | 133 | 75 | 2 | 34 1/16 | 3 | | D4TZ 4817-S | 17 | 169 | | | | |
| | | | | | | | 133 | 76 | 2 | 34 1/16 | 3 | | D4TZ 4817-S | 17 | 177 | | | | |
| | | | | | | | 138 | 75 | 2 | 43 1/4 | 3 | 20 | D4TZ 4817-Y | 17 | 167 | | | | |
| | | | | | | | 138 | 75/76 | 2 | 43 1/4 | 3 | 21 | D4TZ 4817-Y | 17 | 175 | | | | |
| | | | | | | | 155 | 75 | 2 | 58 5/8 | 3 | 20 | D4TZ 4817-NA | 17 | 168 | | | | |
| | | | | | | | 155 | 75/76 | 2 | 58 5/8 | 3 | 21 | D4TZ 4817-NA | 17 | 176 | | | | |
| | | G | 8 | 390 | F | All | 133 | 75 | 2 | 34 | 3 | | D5TZ 4817-B | 84 | 169 | | | | |
| | | | | | | | 138 | | 2 | 43 1/4 | 3 | 20 | D5TZ 4817-D | 84 | 167 | | | | |
| | | | | | | | 138 | | 2 | 43 1/4 | 3 | 21 | D5TZ 4817-D | 84 | 175 | | | | |
| | | | | | | | 155 | | 2 | 58 5/8 | 3 | 20 | D5TZ 4817-C | 84 | 168 | | | | |
| | | | | | | | 155 | | 2 | 58 5/8 | 3 | 21 | D5TZ 4817-C | 84 | 176 | | | | |
| | | | | | | | 4 | Warner T-18 | G | 6 | 300 | F | All | 133 | 76/77 | 2 | 34 3/32 | 2 1/2 | 30 |
| 133 | | 2 | 34 15/16 | 2 1/2 | 31 | D8TZ 4817-AM | 123 | | | | | | | 177 | | | | | |
| 138 | 76/77 | 2 | 43 1/4 | 2 1/2 | 30 | D7TZ 4817-AK | 113 | | | | | | | 175 | | | | | |
| 138 | | 2 | 44 1/8 | 2 1/2 | 31 | D7TZ 4817-CT | 113 | | | | | | | 175 | | | | | |
| 155 | 76/77 | 2 | 58 11/16 | 2 1/2 | 30 | D7TZ 4817-AS | 113 | | | | | | | 176 | | | | | |
| 155 | 77 | 2 | 59 33/64 | 2 1/2 | 31 | D7TZ 4817-CU | 113 | | | | | | | 176 | | | | | |
| 133 | 78 | 2 | 34 15/16 | 2 1/2 | | D8TZ 4817-AM | 123 | | | | | | | 201 | | | | | |
| 138 | | 2 | 44 1/8 | 2 1/2 | | D8TZ 4817-AN | 123 | | | | | | | 175 | | | | | |
| 155 | | 2 | 59 33/64 | 2 1/2 | | D8TZ 4817-AP | 123 | | | | | | | 176 | | | | | |
| 133 | 79 | 2 | 34 29/32 | 3 | | D9TZ 4817-AG | 127 | | | | | | | 201 | | | | | |
| 138 | | 2 | 44 9/32 | 3 | | D9TZ 4817-AH | 127 | | | | | | | 175 | | | | | |
| 155 | | 2 | 59 17/32 | 3 | | D9TZ 4817-AJ | 127 | | | | | | | 176 | | | | | |
| G | 8 | 302 | F | All | 133 | 77 | 2 | | | | | | | 34 3/32 | 2 1/2 | 30 | D7TZ 4817-AD | 113 | 177 |
| | | | | | 133 | | 2 | | | | | | | 34 15/16 | 2 1/2 | 31 | D8TZ 4817-AM | 123 | 177 |
| | | | | | 138 | | 2 | | | | | | | 43 1/4 | 2 1/2 | 30 | D7TZ 4817-AK | 113 | 175 |
| | | | | | 138 | | 2 | | | | | | | 44 1/8 | 2 1/2 | 31 | D7TZ 4817-CT | 113 | 175 |
| | | | | | 155 | | 2 | | | | | | | 58 11/16 | 2 1/2 | 30 | D7TZ 4817-AS | 113 | 176 |
| | | | | | 155 | | 2 | | | | | | | 59 33/64 | 2 1/2 | 31 | D7TZ 4817-CU | 113 | 176 |
| | | | | | 133 | 78 | 2 | | 34 15/16 | 2 1/2 | | D8TZ 4817-AM | 123 | 201 | | | | | |
| | | | | | 138 | | 2 | | 44 1/8 | 2 1/2 | | D8TZ 4817-AN | 123 | 175 | | | | | |
| | | | | | 155 | | 2 | | 59 33/64 | 2 1/2 | | D8TZ 4817-AP | 123 | 176 | | | | | |
| | | | | | 133 | 77 | 2 | | 34 9/16 | 3 | 29 | D7TZ 4817-S | 106 | 177 | | | | | |
| | | | | | 133 | | 2 | | 34 9/16 | 3 | 28,30 | D7TZ 4817-AW | 113 | 177 | | | | | |
| | | | | | 133 | | 2 | | 35 13/32 | 3 | 31 | D8TZ 4817-S | 123 | 177 | | | | | |

- NOTE 20 - "Before Ser. X40,001"
- NOTE 21 - "From Ser. X40,001"
- NOTE 28 - "From Ser. Y00,001"
- NOTE 29 - "Before Ser. Y00,001"
- NOTE 30 - "Before Ser. Z00,001"
- NOTE 31 - "From Ser. Z00,001"

**1973/79
TRUCK SERIES 100/500**

4816-7 SHAFT ASSY. (COUPLING) cont'd.

APPLICATION CHART

| TRANSMISSION | ENGINE | | | REAR AXLE | | SIZE(INCHES) | | | | PART NUMBER | CODE |
|--------------|--------|-----|-----|-----------------|------|--------------|---------------------|------|-----|-------------|------|
| | MODEL | TYP | CYL | C.I.D. OR MODEL | MFR. | MODEL | WHEEL-BASE (INCHES) | YEAR | TYP | | |

NOTE: REFER TO PAGE 1 OF SECTION 48.1 FOR AN EXPLANATION OF THE CHART AND THE CODES SHOWN.

F150 -- 2/W/D SERIES -- Cont'd

| | | | | | | | | | | | | | | | | | | | | | |
|-----|-------------|---|--------|-----|-----|-----|-------|-----|----------|----------|-----|-------------|--------------|--------------|-----|-----|----|-------------|-------------|-----|-----|
| 4 | Warner T-18 | G | 8 | 351 | F | All | 138 | | 2 | 43 27/32 | 3 | | 29 | D7TZ 4817-R | 106 | 175 | | | | | |
| | | | | | | | 138 | | 2 | 43 27/32 | 3 | | 28,30 | D7TZ 4817-BE | 113 | 175 | | | | | |
| | | | | | | | 138 | | 2 | 44 11/16 | 3 | | 31 | D8TZ 4817-AA | 123 | 175 | | | | | |
| | | | | | | | 155 | | 2 | 59 1/4 | 3 | | 29 | D7TZ 4817-T | 106 | 176 | | | | | |
| | | | | | | | 155 | | 2 | 59 1/4 | 3 | | 28,30 | D8TZ 4817-BF | 113 | 176 | | | | | |
| | | | | | | | 155 | | 2 | 60 3/32 | 3 | | 31 | D8TZ 4817-AB | 123 | 176 | | | | | |
| | | | | | | | 133 | 78 | 2 | 35 13/32 | 3 | | | D8TZ 4817-S | 123 | 201 | | | | | |
| | | | | | | | 138 | | 2 | 44 11/16 | 3 | | | D8TZ 4817-AA | 123 | 175 | | | | | |
| | | | | | | | 155 | | 2 | 60 3/32 | 3 | | | D8TZ 4817-AB | 123 | 176 | | | | | |
| | | | | | | | 133 | 79 | 2 | 35 13/32 | 3 | | | D9TZ 4817-R | 127 | 201 | | | | | |
| | G | 8 | 360 | F | All | 138 | | 2 | 44 11/16 | 3 | | | | D9TZ 4817-S | 127 | 175 | | | | | |
| | | | | | | 155 | | 2 | 60 3/32 | 3 | | | D9TZ 4817-T | 127 | 176 | | | | | | |
| | | | | | | 133 | 75 | 2 | 34 1/16 | 3 | | | D4TZ 4817-S | 17 | 169 | | | | | | |
| | | | | | | 133 | 76 | 2 | 34 1/16 | 3 | | | D4TZ 4817-S | 17 | 177 | | | | | | |
| | | | | | | 138 | 75 | 2 | 43 1/4 | 3 | | 20 | D4TZ 4817-Y | 17 | 167 | | | | | | |
| | | | | | | 138 | 75/76 | 2 | 43 1/4 | 3 | | 21 | D4TZ 4817-Y | 17 | 175 | | | | | | |
| | | | | | | 155 | 75 | 2 | 58 5/8 | 3 | | 20 | D4TZ 4817-NA | 17 | 168 | | | | | | |
| | | | | | | 155 | 75/76 | 2 | 58 5/8 | 3 | | 21 | D4TZ 4817-NA | 17 | 176 | | | | | | |
| | | | | | | G | 8 | 390 | F | All | 133 | 75 | 2 | 34 | 3 | | | | D5TZ 4817-B | 84 | 169 |
| | | | | | | | | | | | 138 | | 2 | 43 1/4 | 3 | | 20 | D5TZ 4817-D | 84 | 167 | |
| 138 | | 2 | 43 1/4 | 3 | | | | | | | 21 | D5TZ 4817-D | 84 | 175 | | | | | | | |
| 155 | | 2 | 58 5/8 | 3 | | | | | | | 20 | D5TZ 4817-C | 84 | 168 | | | | | | | |
| | | | | | | | 155 | | 2 | 58 5/8 | 3 | | 21 | D5TZ 4817-C | 84 | 176 | | | | | |

F150 -- 4/W/D SERIES

| | | | | | | | | | | | | | | | | | | | | | |
|---|--|---|-----|-------------|---|-----|-----|-------|---------|----------|-------|-----|-------|--------------|----------|-----|--|--|-------------|-----|-----|
| 3 | Ford C6 | G | 8 | 351,400 | F | All | 133 | 77 | 2 | 17 31/32 | 2 1/2 | | | D3TZ 4817-BP | 9 | 177 | | | | | |
| | | | | | | | 155 | 78 | 2 | 24 61/64 | 3 | | 32 | D8TZ 4817-F | 118 | 192 | | | | | |
| | | | | | | | 155 | | 2 | 19 5/64 | 3 | | 33,34 | D8TZ 4817-G | 118 | 192 | | | | | |
| | | | | | | | 155 | | 2 | 19 5/64 | 3 | | 33,35 | D8TZ 4817-G | 118 | 206 | | | | | |
| | | | | | | | 155 | 79 | 1 | 24 59/64 | 3 | | 32 | D9TZ 4817-B | 128 | 192 | | | | | |
| | | | | | | | 155 | | 1 | 19 3/64 | 3 | | 33 | D9TZ 4817-C | 128 | 206 | | | | | |
| 4 | New Process 435 -- 2-Speed Transfer case Warner T-18 | G | 6,8 | 300,351,360 | F | All | 133 | 76/77 | 2 | 17 31/32 | 2 1/2 | | | D3TZ 4817-BP | 9 | 177 | | | | | |
| | | | | | | | G | 8 | 351,400 | F | All | 155 | 78 | 1 | 27 59/64 | 3 | | | D9TZ 4817-A | 128 | 192 |
| | | | | | | | G | 8 | 400 | F | All | 155 | 79 | 1 | 27 59/64 | 3 | | | D9TZ 4817-A | 128 | 192 |

F250 -- 2/W/D SERIES

| | | | | | | | | | | | | | | | | |
|---|---------|---|---|-----|---|----|-----|-------|---|--------|-------|---|--|--------------|---|-----|
| 3 | Ford C4 | G | 6 | 300 | D | 60 | 133 | 73/74 | 2 | 25 3/8 | 2 1/2 | 6 | | D3TZ 4817-AF | 3 | @ |
| | | | | | | | 133 | 74/75 | 2 | 25 3/8 | 2 | 7 | | D4TZ 4817-G | 3 | 170 |

NOTE 6 -- "Before Ser. T00,001"

NOTE 7 -- "From Ser. T00,001"

NOTE 20 -- "Before Ser. X40,001"

NOTE 21 -- "From Ser. X40,001"

NOTE 28 -- "From Ser. Y00,001"

NOTE 29 -- "Before Ser. Y00,001"

NOTE 30 -- "Before Ser. Z00,001"

NOTE 31 -- "From Ser. Z00,001"

NOTE 32 -- Exc. full time transfer case.

NOTE 33 -- Full time transfer case.

NOTE 34 -- "Before Ser. CE0,001"

NOTE 35 -- "From Ser. CE0,001"

@ -- 4831 support plate not serviced. Part of No. 3 Crossmember.

1973/79
TRUCK SERIES 100/500

4816-7 SHAFT ASSY. (COUPLING) cont'd.

APPLICATION CHART

| S P E E D | TRANSMISSION | | ENGINE | | REAR AXLE | | WHEEL- BASE (INCHES) | YEAR | T Y P E | SIZE(INCHES) | | N O T E | PART NUMBER ▲ | CODE | |
|-----------------------|--------------|------------------|--------------|-----------------------|-------------------|-------|----------------------------|------|------------------|--------------|---|------------------|------------------|------|--------------------------------|
| | MODEL | T Y P E | C Y L. | C.I.D. OR MODEL | M F R. ▲ | MODEL | | | | A | B | | | PL | AI 4831 RS PLATE TT S |

NOTE: ▲ REFER TO PAGE 1 OF SECTION 48.1 FOR AN EXPLANATION OF THE CHART AND THE CODES SHOWN.

F250 -- 2/W/D SERIES -- Cont'd

| | | | | | | | | | | | | | | | | | | | | | | |
|-----|---------|---|----------|-------|-------|--------------|-----|---------|-----|----------|-------|-------|--------------|-----|-----|---|----------|-------|--|--------------|-----|-----|
| 3 | Ford C4 | G | 6 | 300 | D | 60 | 133 | 76/77 | 2 | 25 3/8 | 2 | 29 | D4TZ 4817-G | 3 | 178 | | | | | | | |
| | | | | | | | 133 | 77 | 2 | 25 3/8 | 2 | 28,30 | D7TZ 4817-Z | 111 | 178 | | | | | | | |
| | | | | | | | 133 | | 2 | 26 5/32 | 2 1/2 | 31 | D7TZ 4817-CM | 114 | 178 | | | | | | | |
| | | | | | | | 138 | 74/75 | 2 | 34 55/64 | 2 1/2 | 20 | D7TZ 4817-AG | 114 | 167 | | | | | | | |
| | | | | | | | 138 | 75/77 | 2 | 34 55/64 | 2 1/2 | 21,30 | D7TZ 4817-AG | 114 | 175 | | | | | | | |
| | | | | | | | 138 | 77 | 2 | 35 11/16 | 2 1/2 | 31 | D8TZ 4817-AK | 120 | 175 | | | | | | | |
| | | | | | | | 150 | 73 | 2 | 19 15/32 | 2 | | D3TZ 4817-CA | 3 | 166 | | | | | | | |
| | | | | | | | 150 | 74/77 | 2 | 26 11/32 | 2 | 29 | D4TZ 4817-BA | 3 | 166 | | | | | | | |
| | | | | | | | 150 | 77 | 2 | 26 11/32 | 2 | 28,30 | D7TZ 4817-BR | 114 | 166 | | | | | | | |
| | | | | | | | 150 | | 2 | 27 3/64 | 2 1/2 | 31 | D7TZ 4817-DP | 114 | 166 | | | | | | | |
| | | | | | | | 155 | 74/75 | 2 | 50 7/32 | 2 1/2 | 20 | D4TZ 4817-KA | 76 | 168 | | | | | | | |
| | | | | | | | 155 | 75/77 | 2 | 50 7/32 | 2 1/2 | 21,29 | D4TZ 4817-KA | 76 | 176 | | | | | | | |
| | | | | | | | 155 | 77 | 2 | 50 7/32 | 2 1/2 | 28,30 | D7TZ 4817-AM | 114 | 176 | | | | | | | |
| | | | | | | | 3 | Ford C6 | G | 6 | 300 | D | 60 | 133 | 78 | 2 | 22 29/32 | 2 1/2 | | D8TZ 4817-BJ | 121 | 196 |
| | | | | | | | | | | | | | | 138 | | 2 | 32 5/16 | 2 1/2 | | D8TZ 4817-BG | 121 | 175 |
| 150 | | 2 | 23 7/8 | 3 | | D8TZ 4817-BR | | | | | | | | 121 | 198 | | | | | | | |
| 155 | | 2 | 47 3/4 | 2 1/2 | | D8TZ 4817-BH | | | | | | | | 121 | 176 | | | | | | | |
| 133 | 77 | 2 | 15 5/8 | 3 | 29 | D3TZ 4817-AE | | | | | | | | 4 | 178 | | | | | | | |
| 133 | | 2 | 15 5/8 | 3 | 28,27 | D7TZ 4817-Y | | | | | | | | 110 | 178 | | | | | | | |
| 133 | | 2 | 20 1/8 | 2 1/2 | 26 | D8TZ 4817-AJ | | | | | | | | 124 | 178 | | | | | | | |
| 138 | | 2 | 31 3/4 | 3 | 29 | D7TZ 4817-AH | | | | | | | | 88 | 175 | | | | | | | |
| 138 | 77 | 2 | 26 11/32 | 2 | 28,30 | D7TZ 4817-BR | | | | | | | | 114 | 175 | | | | | | | |
| 138 | | 2 | 32 5/8 | 3 | 31 | D8TZ 4817-AR | | | | | | | | 121 | 175 | | | | | | | |
| 150 | | 2 | 23 17/32 | 3 | 30 | D7TZ 4817-BN | | | | | | | | 110 | 166 | | | | | | | |
| 150 | | 2 | 24 3/8 | 3 | 31 | D7TZ 4817-DR | | | | | | | | 110 | 166 | | | | | | | |
| 155 | | 2 | 47 5/32 | 3 | 29 | D4TZ 4817-MA | | | | | | | | 88 | 176 | | | | | | | |
| 155 | | 2 | 47 5/32 | 3 | 28,30 | D7TZ 4817-AN | | | | | | | | 110 | 176 | | | | | | | |
| 155 | | 2 | 48 | 3 | 31 | D8TZ 4817-AS | | | | | | | | 121 | 176 | | | | | | | |
| 133 | 78 | 1 | 20 1/8 | 2 1/2 | | D8TZ 4817-AJ | | | 124 | 196 | | | | | | | | | | | | |
| 138 | | 2 | 32 5/8 | 3 | | D8TZ 4817-AR | | | 121 | 175 | | | | | | | | | | | | |
| 150 | | 2 | 24 3/8 | 3 | | D8TZ 4817-BS | | | 121 | 198 | | | | | | | | | | | | |
| 155 | | 2 | 48 | 3 | | D8TZ 4817-AS | | | 121 | 176 | | | | | | | | | | | | |
| 133 | 79 | 1 | 20 1/8 | 2 1/2 | 40 | D9TZ 4817-AA | | | 125 | 196 | | | | | | | | | | | | |
| 133 | | 1 | 20 1/8 | 2 1/2 | 41 | D9TZ 4817-BM | | | 132 | 196 | | | | | | | | | | | | |
| 138 | | 2 | 32 5/8 | 3 | | D9TZ 4817-AT | | | 131 | 175 | | | | | | | | | | | | |
| 150 | | 2 | 24 3/8 | 2 1/2 | 40 | D8TZ 4817-BA | | | 122 | 198 | | | | | | | | | | | | |
| 150 | | 2 | 24 3/8 | 2 1/2 | 41 | D9TZ 4817-AS | | | 131 | 198 | | | | | | | | | | | | |
| 155 | | 2 | 48 | 3 | | D9TZ 4817-AU | | | 131 | 176 | | | | | | | | | | | | |

- NOTE 20 - "Before Ser. X40,001"
- NOTE 21 - "From Ser. X40,001"
- NOTE 23 - Used with 2 piece D/Line.
- NOTE 26 - "From Ser. Y40,001"
- NOTE 27 - "Before Ser. Y40,001"
- NOTE 28 - "From Ser. Y00,001"
- NOTE 29 - "Before Ser. Y00,001"
- NOTE 30 - "Before Ser. Z00,001"
- NOTE 31 - "From Ser. Z00,001"
- NOTE 40 - "Before Ser. FC0,001"
- NOTE 41 - "From Ser. FC0,001"

1973/79
TRUCK SERIES 100/500

4816-7 SHAFT ASSY. (COUPLING) cont'd.

APPLICATION CHART

| TRANSMISSION | | ENGINE | | | REAR AXLE | | | | SIZE(INCHES) | | NOTE | PART NUMBER ▲ | ▲ CODE | |
|-----------------------|-------|------------------|--------------|-----------------------|-------------------|-------|----------------------------|------|------------------|---|------|------------------|--------|---------------------------|
| S P E E D | MODEL | T Y P E | C Y L. | C.I.D. OR MODEL | M F R. ▲ | MODEL | WHEEL- BASE (INCHES) | YEAR | T Y P E | A | | | B | PL AI RS TT S |

NOTE: ▲ REFER TO PAGE 1 OF SECTION 48.1 FOR AN EXPLANATION OF THE CHART AND THE CODES SHOWN.

F250 -- 2/W/D SERIES -- Cont'd

| | | | | | | | | | | | | | | | | | | | | |
|---|---------|-----|-------|-----|----------|----|-------|--------------|-----|----------|----|-------|--------------|-----|----------|---|-------|--------------|-----|-----|
| 3 | Ford C6 | G | 8 | 360 | D | 60 | 133 | 73/75 | 2 | 15 5/8 | 3 | 23 | D3TZ 4817-AE | 4 | 170 | | | | | |
| | | | | | | | 133 | 76 | 2 | 15 5/8 | 3 | | D3TZ 4817-AE | 4 | 178 | | | | | |
| | | | | | | | 138 | 74/76 | 2 | 31 3/4 | 3 | | D7TZ 4817-AH | 88 | 175 | | | | | |
| | | | | | | | 140 | 74/75 | 2 | 23 17/32 | 3 | | D7TZ 4817-BN | 110 | 166 | | | | | |
| | | | | | | | 150 | 74 | 2 | 23 17/32 | 3 | | D7TZ 4817-BN | 110 | 166 | | | | | |
| | | | | | | | 155 | 74/75 | 2 | 47 5/32 | 3 | 18 | D4TZ 4817-MA | 88 | 168 | | | | | |
| | | | | | | | 155 | 75/76 | 2 | 47 5/32 | 3 | 19 | D4TZ 4817-MA | 88 | 176 | | | | | |
| | | | | | | | G | 8 | 390 | D | 60 | 133 | 73/74 | 2 | 22 9/16 | 3 | 6,23 | D3TZ 4817-AH | 8 | @ |
| | | | | | | | | | | | | 133 | 74/75 | 2 | 22 13/32 | 3 | 7,23 | D4TZ 4817-A | 67 | 170 |
| | | | | | | | | | | | | 133 | 76 | 2 | 22 13/32 | 3 | | D4TZ 4817-A | 67 | 178 |
| | | | | | | | | | | | | 138 | 74/75 | 2 | 31 5/8 | 3 | 18 | D4TZ 4817-Z | 67 | 167 |
| | | | | | | | | | | | | 138 | 75/76 | 2 | 31 5/8 | 3 | 19 | D4TZ 4817-Z | 67 | 175 |
| | | 140 | 74/75 | 2 | 23 11/32 | 3 | | | | | | | D4TZ 4817-B | 67 | 166 | | | | | |
| | | 150 | 74/76 | 2 | 23 11/32 | 3 | | | | | | | D4TZ 4817-B | 67 | 166 | | | | | |
| | | 155 | 74/75 | 2 | 47 | 3 | | | | | | 18 | D4TZ 4817-TA | 67 | 168 | | | | | |
| | | 155 | 75/76 | 2 | 47 | 3 | | | | | | 19 | D4TZ 4817-TA | 67 | 176 | | | | | |
| | | G | 8 | 400 | D | 60 | | | | | | 133 | 77 | 2 | 22 29/32 | 3 | 29 | D4TZ 4817-D | 8 | 178 |
| | | | | | | | | | | | | 133 | | 2 | 22 29/32 | 3 | 28,27 | D7TZ 4817-X | 109 | 178 |
| | | | | | | | | | | | | 133 | | 1 | 20 3/32 | 3 | 26 | D7TZ 4817-BU | 117 | 178 |
| | | | | | | | 138 | | 2 | 32 3/16 | 3 | 30 | D7TZ 4817-AJ | 109 | 175 | | | | | |
| | | | | | | | 138 | | 2 | 33 1/32 | 3 | 31 | D8TZ 4817-AU | 122 | 175 | | | | | |
| | | | | | | | 150 | | 2 | 23 55/64 | 3 | 30 | D7TZ 4817-BL | 109 | 166 | | | | | |
| | | | | | | | 150 | | 2 | 24 11/16 | 3 | 31 | D8TZ 4817-AG | 122 | 166 | | | | | |
| | | | | | | | 155 | | 2 | 47 17/32 | 3 | | D4TZ 4817-ZA | 89 | 176 | | | | | |
| | | | | | | | 155 | | 2 | 47 17/32 | 3 | 28,30 | D7TZ 4817-AP | 109 | 176 | | | | | |
| | | | | | | | 155 | | 2 | 48 3/8 | 3 | 31 | D8TZ 4817-AV | 122 | 176 | | | | | |
| | | | | | | | 133 | 78 | 1 | 20 3/32 | 3 | 34 | D8TZ 4817-AH | 125 | 196 | | | | | |
| | | | | | | | 133 | 78/79 | 1 | 20 7/64 | 3 | 35,40 | D8TZ 4817-CB | 125 | 196 | | | | | |
| | | | | | | | 133 | 79 | 1 | 20 7/64 | 3 | 41 | D9TZ 4817-BN | 132 | 196 | | | | | |
| | | | | | | | 138 | 78 | 2 | 33 1/32 | 3 | 34 | D8TZ 4817-AU | 122 | 175 | | | | | |
| | | | | | | | 138 | 78/79 | 2 | 33 1/32 | 3 | 35,40 | D8TZ 4817-BZ | 122 | 175 | | | | | |
| | | | | | | | 138 | 79 | 2 | 33 | 3 | 41 | D9TZ 4817-AW | 131 | 175 | | | | | |
| | | | | | | | 150 | | 2 | 24 11/16 | 3 | 40 | D8TZ 4817-AG | 122 | 198 | | | | | |
| | | | | | | | 150 | | 2 | 24 11/16 | 3 | 41 | D9TZ 4817-AX | 131 | 198 | | | | | |
| | | 155 | 78 | 2 | 48 3/8 | 3 | 34 | D8TZ 4817-AV | 122 | 176 | | | | | | | | | | |
| | | 155 | 78/79 | 2 | 48 3/8 | 3 | 35,40 | D8TZ 4817-CA | 122 | 176 | | | | | | | | | | |
| | | 155 | 79 | 2 | 48 3/8 | 3 | 41 | D9TZ 4817-BC | 131 | 176 | | | | | | | | | | |

NOTE 6 - "Before Ser. T00,001"

NOTE 7 - "From Ser. T00,001"

NOTE 18 - "Before Ser. W60,001"

NOTE 19 - "From Ser. W60,001"

NOTE 23 - Used with 2 piece D/Line.

NOTE 26 - "From Ser. Y40,001"

NOTE 27 - "Before Ser. Y40,001"

NOTE 28 - "From Ser. Y00,001"

NOTE 29 - "Before Ser. Y00,001"

NOTE 30 - "Before Ser. Z00,001"

NOTE 31 - "From Ser. Z00,001"

NOTE 34 - "Before Ser. CE0,001"

NOTE 35 - "From Ser. CE0,001"

NOTE 40 - "Before Ser. FC0,001"

NOTE 41 - "From Ser. FC0,001"

@ - 4831 support plate not serviced. Part of No. 3 Crossmember.

1973/79
TRUCK SERIES 100/500

4816-7 SHAFT ASSY. (COUPLING) cont'd.

APPLICATION CHART

| S P E E D | TRANSMISSION | | ENGINE | | REAR AXLE | | WHEEL- BASE (INCHES) | YEAR | SIZE(INCHES) | | N O T E | PART NUMBER ▲ | ▲ CODE P L A I R S T T S |
|-----------------------|--------------|------------------|-------------|-----------------------|-------------------|-------|----------------------------|------|--------------|---|------------------|------------------|---|
| | MODEL | T Y P E | C Y L | C.I.D. OR MODEL | M F R. ▲ | MODEL | | | A | B | | | |

NOTE: ▲ REFER TO PAGE 1 OF SECTION 48.1 FOR AN EXPLANATION OF THE CHART AND THE CODES SHOWN.

F250 -- 2/W/D SERIES -- Cont'd

| | | | | | | | | | | | | | | | |
|-----|----------|---|----------|-----|-------|--------------|-------|-------|---------|----------|-------|--------------|--------------|-----|-----|
| 3 | Ford C6 | G | 8 | 460 | D | 60 | 133 | 76 | 2 | 22 13/32 | 3 | | D4TZ 4817-A | 67 | 178 |
| | | | | | | | 133 | 77 | 2 | 22 29/32 | 3 | 29 | D4TZ 4817-D | 8 | 178 |
| | | | | | | | 133 | | 2 | 22 29/32 | 3 | 28,27 | D7TZ 4817-X | 109 | 178 |
| | | | | | | | 133 | | 2 | 20 3/32 | 3 | 26 | D7TZ 4817-BU | 117 | 178 |
| | | | | | | | 138 | 74/75 | 2 | 31 5/8 | 3 | 18 | D4TZ 4817-Z | 67 | 167 |
| | | | | | | | 138 | 75/76 | 2 | 31 5/8 | 3 | 19 | D4TZ 4817-Z | 67 | 175 |
| | | | | | | | 138 | | 2 | 32 3/16 | 3 | 30 | D7TZ 4817-AJ | 109 | 175 |
| | | | | | | | 138 | | 2 | 33 1/32 | 3 | 31 | D8TZ 4817-AU | 122 | 175 |
| | | | | | | | 150 | 74/76 | 2 | 23 11/32 | 3 | | D4TZ 4817-B | 67 | 166 |
| | | | | | | | 150 | 77 | 2 | 23 55/64 | 3 | 29 | D7TZ 4817-A | 87 | 166 |
| | | | | | | | 150 | | 2 | 23 55/64 | 3 | 28,30 | D7TZ 4817-BL | 109 | 166 |
| | | | | | | | 150 | | 2 | 24 11/16 | 3 | 31 | D8TZ 4817-AG | 122 | 166 |
| | | | | | | | 155 | 74/75 | 2 | 47 | 3 | 18 | D4TZ 4817-TA | 67 | 168 |
| | | | | | | | 155 | 75/76 | 2 | 47 | 3 | 19 | D4TZ 4817-TA | 67 | 176 |
| | | | | | | | 155 | 77 | 2 | 47 17/32 | 3 | 29 | D4TZ 4817-ZA | 87 | 176 |
| | | | | | | | 155 | | 2 | 47 17/32 | 3 | 28 | D7TZ 4817-AP | 109 | 176 |
| | | | | | | | 155 | | 2 | 48 3/8 | 3 | 31 | D8TZ 4817-AV | 122 | 176 |
| | | | | | | | 133 | 78 | 1 | 20 3/32 | 3 | 34 | D8TZ 4817-AH | 125 | 196 |
| | | | | | | | 133 | 78/79 | 1 | 20 7/64 | 3 | 35,40 | D8TZ 4817-CB | 125 | 196 |
| | | | | | | | 133 | 79 | 1 | 20 7/64 | 3 | 41 | D9TZ 4817-BN | 132 | 196 |
| | | | | | | | 138 | 78 | 2 | 33 1/32 | 3 | 34 | D8TZ 4817-AU | 122 | 175 |
| | | | | | | | 138 | 78/79 | 2 | 33 1/32 | 3 | 35,40 | D8TZ 4817-BZ | 122 | 175 |
| | | | | | | | 138 | 79 | 2 | 33 | 3 | 41 | D9TZ 4817-AW | 131 | 175 |
| | | | | | | | 150 | | 2 | 24 11/16 | 3 | 40 | D8TZ 4817-AG | 122 | 198 |
| 150 | | 2 | 24 11/16 | 3 | 41 | D9TZ 4817-AX | 131 | 198 | | | | | | | |
| 155 | 78 | 2 | 48 3/8 | 3 | 34 | D8TZ 4817-AV | 122 | 176 | | | | | | | |
| 155 | 78/79 | 2 | 48 3/8 | 3 | 35,40 | D8TZ 4817-CA | 122 | 176 | | | | | | | |
| 155 | 79 | 2 | 48 3/8 | 3 | 41 | D9TZ 4817-BC | 131 | 176 | | | | | | | |
| 3 | Ford M/D | G | 6 | 300 | D | 60 | 133 | 73/77 | 2 | 22 13/16 | 3 | | D4TZ 4817-A | 67 | 170 |
| | | | | | | | 140 | 74/77 | 2 | 23 11/32 | 3 | | D4TZ 4817-B | 67 | 166 |
| | | | | | | | 133 | 73/75 | 2 | 33 1/16 | 2 | 14 | D3TZ 4817-BB | 17 | 170 |
| | | | | | | | 133 | 75 | 2 | 33 1/16 | 2 1/2 | 16 | D4TZ 4817-BD | 17 | 170 |
| | | | | | | 133 | 75 | 2 | 33 1/16 | 3 | 17 | D3TZ 4817-AZ | 17 | 170 | |
| | | | | | | 133 | 76/77 | 2 | 33 1/16 | 3 | 29 | D3TZ 4817-AZ | 17 | 178 | |

- NOTE 14 - "Before Ser. V20,001"
- NOTE 16 - "From Ser. V20,001 to Ser. V80,001"
- NOTE 17 - "From Ser. V80,001"
- NOTE 18 - "Before Ser. W60,001"
- NOTE 19 - "From Ser. W60,001"
- NOTE 22 - "From Ser. V20,001 to Ser. X40,001"
- NOTE 26 - "From Ser. Y40,001"
- NOTE 27 - "Before Ser. Y40,001"
- NOTE 28 - "From Ser. Y00,001"
- NOTE 29 - "Before Ser. Y00,001"
- NOTE 30 - "Before Ser. Z00,001"
- NOTE 31 - "From Ser. Z00,001"
- NOTE 34 - "Before Ser. CE0,001"
- NOTE 35 - "From Ser. CE0,001"
- NOTE 40 - "Before Ser. FC0,001"
- NOTE 41 - "From Ser. FC0,001"

**1973/79
TRUCK SERIES 100/500**

SECTION 48.2 19

4816-7 SHAFT ASSY. (COUPLING) cont'd.

APPLICATION CHART

| S P E E D | TRANSMISSION MODEL | ENGINE | | M F R. ▲ | REAR AXLE MODEL | WHEEL- BASE (INCHES) | YEAR | T Y P E | SIZE(INCHES) | | N O T E | PART NUMBER ▲ | ▲ CODE P L A I R S T T S |
|-----------------------|-----------------------|------------------|--------------|-------------------|--------------------|----------------------------|------|------------------|-----------------------|---|------------------|------------------|---|
| | | T Y P E | C Y L. | | | | | | C.I.D. OR MODEL | A | | | |

NOTE: ▲ REFER TO PAGE 1 OF SECTION 48.1 FOR AN EXPLANATION OF THE CHART AND THE CODES SHOWN.

F250 -- 2/W/D SERIES -- Cont'd

| | | | | | | | | | | | | | | | | | | |
|-----|----------|-----|-------|-----|----------|-------|-----|--------------|-----|----------|--------------|-------|--------------|-----|-----|--------------|-----|-----|
| 3 | Ford M/D | G | 6 | 300 | D | 60 | 133 | 77 | 2 | 33 1/16 | 3 | 28,30 | D7TZ 4817-AE | 113 | 178 | | | |
| | | | | | | | 133 | | 2 | 33 29/32 | 3 | 31 | D8TZ 4817-AW | 123 | 178 | | | |
| | | | | | | | 138 | 74/75 | 2 | 42 9/32 | 2 1/2 | 14 | D4TZ 4817-BB | 17 | 167 | | | |
| | | | | | | | 138 | 75/76 | 2 | 42 9/32 | 2 1/2 | 22 | D4TZ 4817-BB | 17 | 167 | | | |
| | | | | | | | 138 | 75/77 | 2 | 42 9/32 | 2 1/2 | 21,29 | D4TZ 4817-BB | 17 | 175 | | | |
| | | | | | | | 138 | 77 | 2 | 42 9/32 | 2 1/2 | 28,30 | D7TZ 4817-AL | 113 | 175 | | | |
| | | | | | | | 138 | | 2 | 43 1/8 | 2 1/2 | 31 | D7TZ 4817-CV | 113 | 175 | | | |
| | | | | | | | 150 | 74/77 | 2 | 27 3/32 | 2 | 29 | D4TZ 4817-AA | 17 | 166 | | | |
| | | | | | | | 150 | 77 | 2 | 27 3/32 | 3 | 28,30 | D7TZ 4817-BP | 110 | 166 | | | |
| | | | | | | | 150 | | 2 | 34 7/8 | 3 | 31 | D7TZ 4817-DL | 113 | 166 | | | |
| | | | | | | | 155 | 74/75 | 2 | 57 21/32 | 2 1/2 | 20 | D4TZ 4817-RA | 17 | 168 | | | |
| | | | | | | | 155 | 75/77 | 2 | 57 21/32 | 2 1/2 | 21,29 | D4TZ 4817-RA | 17 | 176 | | | |
| | | | | | | | 155 | 77 | 2 | 57 27/32 | 2 1/2 | 28,30 | D7TZ 4817-AR | 113 | 176 | | | |
| | | | | | | | 155 | | 2 | 58 1/2 | 2 1/2 | 31 | D7TZ 4817-CW | 113 | 176 | | | |
| | | | | | | | 133 | 78 | 2 | 33 29/32 | 3 | | D8TZ 4817-AW | 123 | 196 | | | |
| | | | | | | | 138 | | 2 | 43 1/8 | 2 1/2 | | D8TZ 4817-AX | 123 | 175 | | | |
| | | | | | | | 150 | | 2 | 34 7/8 | 3 | | D8TZ 4817-BM | 123 | 198 | | | |
| | | | | | | | 155 | | 2 | 58 1/2 | 2 1/2 | | D8TZ 4817-AY | 123 | 176 | | | |
| | | 133 | 79 | 2 | 33 29/32 | 3 | | D9TZ 4817-U | 127 | 196 | | | | | | | | |
| | | 138 | | 2 | 43 1/8 | 2 1/2 | | D9TZ 4817-H | 127 | 175 | | | | | | | | |
| | | 150 | | 2 | 34 29/32 | 3 | | D9TZ 4817-AG | 127 | 198 | | | | | | | | |
| | | 155 | | 2 | 58 1/2 | 2 1/2 | | D9TZ 4817-J | 127 | 176 | | | | | | | | |
| | | G | 8 | 351 | D | 60 | 133 | 77 | 2 | 33 37/64 | 3 | 30 | D7TZ 4817-AV | 113 | 178 | | | |
| | | | | | | | 133 | | 2 | 34 13/32 | 3 | 31 | D7TZ 4817-CA | 113 | 178 | | | |
| | | | | | | | 138 | | 2 | 42 13/16 | 3 | 29 | D7TZ 4817-L | 106 | 175 | | | |
| | | | | | | | 138 | | 2 | 42 13/16 | 3 | 28,30 | D7TZ 4817-BC | 113 | 175 | | | |
| | | | | | | | 138 | | 2 | 43 21/32 | 3 | 31 | D7TZ 4817-BY | 113 | 175 | | | |
| | | | | | | | 150 | | 2 | 34 9/16 | 3 | 29 | D7TZ 4817-S | 106 | 166 | | | |
| | | | | | | | 150 | | 2 | 34 9/16 | 3 | 28,30 | D7TZ 4817-AW | 113 | 166 | | | |
| | | | | | | | 150 | | 2 | 35 13/32 | 3 | 31 | D8TZ 4817-S | 123 | 166 | | | |
| | | | | | | | 155 | | 2 | 58 7/32 | 3 | 29 | D7TZ 4817-M | 106 | 176 | | | |
| | | | | | | | 155 | | 2 | 58 7/32 | 3 | 28,30 | D7TZ 4817-BD | 113 | 176 | | | |
| | | | | | | | 155 | | 2 | 59 1/16 | 3 | 31 | D7TZ 4817-BZ | 113 | 176 | | | |
| | | | | | | | 133 | 78 | 2 | 34 13/32 | 3 | | D8TZ 4817-R | 123 | 196 | | | |
| | | | | | | | 138 | | 2 | 43 21/32 | 3 | | D8TZ 4817-Y | 123 | 175 | | | |
| | | | | | | | 150 | | 2 | 35 13/32 | 3 | | D8TZ 4817-S | 123 | 198 | | | |
| 155 | | | | | | | 2 | 59 1/16 | 3 | | D8TZ 4817-Z | 123 | 176 | | | | | |
| G | 8 | | | | | | 360 | D | 60 | 133 | 73/75 | 2 | 33 1/16 | 3 | | D7TZ 4817-AE | 113 | 170 |
| | | | | | | | | | | 133 | 76 | 3 | 33 1/16 | 3 | | D7TZ 4817-AE | 113 | 178 |
| | | | | | | | | | | 138 | 74/75 | 2 | 42 47/64 | 3 | 20 | D4TZ 4817-GA | 17 | 167 |
| | | 138 | 75/76 | 2 | 42 47/64 | 3 | | | | 21 | D4TZ 4817-GA | 17 | 175 | | | | | |
| 3 | Ford M/D | G | 8 | 360 | D | 60 | 150 | 74/76 | 2 | 27 3/32 | 2 | | D4TZ 4817-AA | 17 | 166 | | | |
| | | | | | | | 155 | 74/75 | 2 | 57 5/8 | 3 | 20 | D4TZ 4817-LA | 17 | 168 | | | |
| | | | | | | | 155 | 75/76 | 2 | 57 5/8 | 3 | 21 | D4TZ 4817-LA | 17 | 176 | | | |

- NOTE 14 - "Before Ser. V20,001"
- NOTE 20 - "Before Ser. X40,001"
- NOTE 21 - "From Ser. X40,001"
- NOTE 22 - "From Ser. V20,001 to Ser. X40,001"
- NOTE 28 - "From Ser. Y00,001"
- NOTE 29 - "Before Ser. Y00,001"
- NOTE 30 - "Before Ser. Z00,001"
- NOTE 31 - "Before Ser. Y20,001"

1973/79
TRUCK SERIES 100/500

4816-7 SHAFT ASSY. (COUPLING) cont'd.

APPLICATION CHART

| S P E C I F I C A T I O N | TRANSMISSION | | ENGINE | | | REAR AXLE | | WHEEL-BASE (INCHES) | | YEAR | | SIZE(INCHES) | | PART NUMBER | CODE |
|---|--------------|------------------|--------------|-----------------------|--------------|-----------|---------------------|---------------------|------------------|------|---|------------------|---------------------------------------|-------------|------|
| | MODEL | T Y P E | C Y L. | C.I.D. OR MODEL | M F R. | MODEL | WHEEL-BASE (INCHES) | YEAR | T Y P E | A | B | N O T E | PL A I R S T T S | | |

NOTE: REFER TO PAGE 1 OF SECTION 48.1 FOR AN EXPLANATION OF THE CHART AND THE CODES SHOWN.

F250 -- 2/W/D SERIES -- Cont'd

| | | | | | | | | | | | | | | | | | | | | | | | |
|-----|-----------------|---|----------|-------|---|------|---------|-------|-----|----------|-------|-------|------|---------|-----|-----|---------|---|----|------|---------|-----|-----|
| 4 | Ford 0/D | G | 6 | 300 | D | 60 | 133 | 78 | 2 | 27 11/32 | 3 | | D8TZ | 4817-BF | 120 | 196 | | | | | | | |
| | | | | | | | 138 | | 2 | 35 11/16 | 2 1/2 | | D8TZ | 4817-AK | 120 | 175 | | | | | | | |
| | | | | | | | 150 | | 2 | 27 11/32 | 3 | | D8TZ | 4817-BF | 120 | 198 | | | | | | | |
| | | | | | | | 155 | | 2 | 51 3/64 | 2 1/2 | | D8TZ | 4817-AL | 120 | 176 | | | | | | | |
| | | | | | | | 133 | 79 | 2 | 27 13/32 | 3 | 40 | D9TZ | 4817-V | 129 | 196 | | | | | | | |
| | | | | | | | 133 | | 2 | 27 13/32 | 3 | 41 | D9TZ | 4817-BG | 130 | 196 | | | | | | | |
| | | | | | | | 138 | | 2 | 35 3/4 | 2 1/2 | | D9TZ | 4817-BE | 130 | 175 | | | | | | | |
| | | | | | | | 150 | | 2 | 27 13/32 | 3 | | D9TZ | 4817-V | 129 | 198 | | | | | | | |
| | | | | | | | 155 | | 2 | 51 1/8 | 2 1/2 | | D9TZ | 4817-BF | 130 | 176 | | | | | | | |
| | | | | | | | | | G | 8 | 351 | D | All | 133 | 79 | 2 | 28 3/32 | 3 | 40 | D9TZ | 4817-Z | 129 | 196 |
| | | | | | | | | | | | | | | 133 | | 2 | 28 3/32 | 3 | 41 | D9TZ | 4817-BJ | 130 | 196 |
| | | | | | | | | | | | | | | 138 | | 2 | 37 3/32 | 3 | 40 | D9TZ | 4817-Y | 129 | 175 |
| | | | | | | | | | | | | | | 138 | | 2 | 37 3/32 | 3 | 41 | D9TZ | 4817-BK | 130 | 175 |
| | | | | | | | | | | | | | | 150 | | 2 | 28 3/32 | 3 | | D9TZ | 4817-Z | 129 | 198 |
| | | | | | | | | | | | | | | 155 | | 2 | 52 | 3 | 40 | D9TZ | 4817-X | 129 | 176 |
| | | | | | | | 155 | | 2 | 52 | 3 | 41 | D9TZ | 4817-BL | 130 | 176 | | | | | | | |
| 4 | New Process 435 | G | 6 | 300 | D | 60 | 133 | 73/74 | 2 | 34 1/16 | 2 1/2 | 6 | C7TZ | 4817-BW | 17 | @ | | | | | | | |
| | | | | | | | 133 | 74/75 | 2 | 34 1/32 | 2 1/2 | 7 | D7TZ | 4817-AD | 113 | 170 | | | | | | | |
| | | | | | | | 133 | 76/77 | 2 | 34 3/32 | 2 1/2 | 30 | D7TZ | 4817-AD | 113 | 178 | | | | | | | |
| | | | | | | | 133 | | 2 | 34 15/16 | 2 1/2 | 31 | D8TZ | 4817-AM | 123 | 178 | | | | | | | |
| | | | | | | | 138 | 74/75 | 2 | 42 25/32 | 2 | 14 | D4TZ | 4817-AB | 17 | 167 | | | | | | | |
| | | | | | | | 138 | 75/76 | 2 | 43 1/4 | 2 1/2 | 22 | D4TZ | 4817-BC | 17 | 167 | | | | | | | |
| | | | | | | | 138 | 75/77 | 2 | 43 1/4 | 2 1/2 | 21,29 | D4TZ | 4817-BC | 17 | 175 | | | | | | | |
| | | | | | | | 138 | 77 | 2 | 43 1/4 | 2 1/2 | 28,30 | D7TZ | 4817-AK | 113 | 175 | | | | | | | |
| | | | | | | | 138 | | 2 | 44 1/8 | 2 1/2 | 31 | D7TZ | 4817-CT | 113 | 175 | | | | | | | |
| | | | | | | | 150 | 74/77 | 2 | 35 1/32 | 3 | 30 | D7TZ | 4817-BM | 113 | 166 | | | | | | | |
| | | | | | | | 150 | | 2 | 35 7/8 | 3 | 31 | D7TZ | 4817-DM | 113 | 166 | | | | | | | |
| | | | | | | | 155 | 74/75 | 2 | 58 11/16 | 2 1/2 | 20 | D7TZ | 4817-AS | 113 | 168 | | | | | | | |
| | | | | | | | 155 | 75/77 | 2 | 58 11/16 | 2 1/2 | 21,30 | D7TZ | 4817-AS | 113 | 176 | | | | | | | |
| | | | | | | | 155 | 77 | 2 | 59 33/64 | 2 1/2 | 31 | D7TZ | 4817-CU | 113 | 176 | | | | | | | |
| | | | | | | | 133 | 78 | 2 | 34 15/16 | 2 1/2 | | D8TZ | 4817-AM | 123 | 196 | | | | | | | |
| | | | | | | | 138 | | 2 | 44 1/8 | 2 1/2 | | D8TZ | 4817-AN | 123 | 175 | | | | | | | |
| | | | | | | | 150 | | 2 | 35 7/8 | 3 | | D8TZ | 4817-BN | 123 | 198 | | | | | | | |
| | | | | | | | 155 | | 2 | 59 33/64 | 2 1/2 | | D8TZ | 4817-AP | 123 | 176 | | | | | | | |
| | | | | | | | 133 | 79 | 2 | 34 29/32 | 3 | | D9TZ | 4817-AG | 127 | 196 | | | | | | | |
| | | | | | | | 138 | | 2 | 44 1/8 | 2 1/2 | | D9TZ | 4817-K | 127 | 175 | | | | | | | |
| 150 | | 2 | 35 7/8 | 2 1/2 | | D8TZ | 4817-AZ | 127 | 198 | | | | | | | | | | | | | | |
| 155 | | 2 | 59 17/32 | 2 1/2 | | D9TZ | 4817-L | 127 | 176 | | | | | | | | | | | | | | |

- NOTE 6 - "Before Ser. T00,001"
- NOTE 7 - "From Ser. T00,001"
- NOTE 14 - "Before Ser. V20,001"
- NOTE 20 - "Before Ser. X40,001"
- NOTE 21 - "From Ser. X40,001"
- NOTE 22 - "From Ser. V20,001 to Ser. X40,001"
- NOTE 28 - "From Ser. Y00,001"
- NOTE 29 - "Before Ser. Y00,001"
- NOTE 30 - "Before Ser. Z00,001"
- NOTE 31 - "From Ser. Z00,001"
- NOTE 40 - "Before Ser. FC0,001"
- NOTE 41 - "From Ser. FC0,001"

@ - 4831 support plate not serviced. Part of No. 3 Crossmember.

1973/79
TRUCK SERIES 100/500

4816-7 SHAFT ASSY. (COUPLING) cont'd.

APPLICATION CHART

| S P E E D | TRANSMISSION | | ENGINE | | REAR AXLE | | WHEEL- BASE (INCHES) | YEAR | SIZE(INCHES) | | N O T E | PART NUMBER ▲ | ▲ CODE | |
|-----------------------|--------------|------------------|--------------|-----------------------|-------------------|-------|----------------------------|------|--------------|---|------------------|------------------|---------------------------|---------------|
| | MODEL | T Y P E | C Y L. | C.I.D. OR MODEL | M F R. ▲ | MODEL | | | A | B | | | PL AI RS TT S | 4831 PLATE |

NOTE: ▲ REFER TO PAGE 1 OF SECTION 48.1 FOR AN EXPLANATION OF THE CHART AND THE CODES SHOWN.

F250 -- 2/W/D SERIES -- Cont'd

| | | | | | | | | | | | | | | | | | |
|-----|--------------------|-----|---------|-----|----------|--------------|-----|--------------|-----|----------|-----|---------|--------------|-----|--------------|----|---------|
| 4 | New Process 435 | G | 8 | 351 | D | 60 | 133 | 77 | 2 | 34 9/16 | 3 | 29 | D7TZ 4817-S | 106 | 178 | | |
| | | | | | | | 133 | | 2 | 34 9/16 | 3 | 28,30 | D7TZ 4817-AW | 113 | 178 | | |
| | | | | | | | 133 | | 2 | 35 13/32 | 3 | 31 | D8TZ 4817-S | 123 | 178 | | |
| | | | | | | | 138 | | 2 | 42 13/16 | 3 | 29 | D7TZ 4817-R | 106 | 175 | | |
| | | | | | | | 138 | | 2 | 43 27/32 | 3 | 28,30 | D7TZ 4817-BE | 113 | 175 | | |
| | | | | | | | 138 | | 2 | 44 11/16 | 3 | 31 | D8TZ 4817-AA | 123 | 175 | | |
| | | | | | | | 150 | | 2 | 35 17/32 | 3 | 29 | D7TZ 4817-V | 106 | 166 | | |
| | | | | | | | 150 | | 2 | 35 17/32 | 3 | 28,30 | D7TZ 4817-BS | 113 | 166 | | |
| | | | | | | | 150 | | 2 | 36 3/8 | 3 | 31 | D7TZ 4817-DN | 113 | 166 | | |
| | | | | | | | 155 | | 2 | 59 1/2 | 3 | 29 | D7TZ 4817-T | 106 | 176 | | |
| | | | | | | | 155 | | 2 | 59 1/4 | 3 | 28,30 | D7TZ 4817-BF | 113 | 176 | | |
| | | | | | | | 155 | | 2 | 60 3/32 | 3 | 31 | D8TZ 4817-AB | 123 | 176 | | |
| | | | | | | | 133 | 78 | 2 | 35 13/32 | 3 | | D8TZ 4817-S | 123 | 196 | | |
| | | | | | | | 138 | | 2 | 44 11/16 | 3 | | D8TZ 4817-AA | 123 | 175 | | |
| | | | | | | | 150 | | 2 | 36 3/8 | 3 | | D8TZ 4817-BP | 123 | 198 | | |
| | | | | | | | 155 | | 2 | 60 3/32 | 3 | | D8TZ 4817-AB | 123 | 176 | | |
| | | | | | | | 133 | 79 | 2 | 35 13/32 | 3 | | D9TZ 4817-R | 127 | 196 | | |
| | | | | | | | 138 | | 2 | 44 11/16 | 3 | | D9TZ 4817-S | 127 | 175 | | |
| | | 150 | | 2 | 36 13/32 | 2 1/2 | | D8TZ 4817-U | 127 | 198 | | | | | | | |
| | | 155 | | 2 | 60 3/32 | 3 | | D9TZ 4817-T | 127 | 176 | | | | | | | |
| | | | | G | 8 | 360 | D | 60 | 133 | 73/74 | 2 | 34 1/16 | 2 1/2 | 6 | C7TZ 4817-BW | 17 | @ |
| | | 133 | 74/75 | | | | | | 2 | 34 1/16 | 3 | 7 | D4TZ 4817-S | 17 | 170 | | |
| | | 133 | 76 | | | | | | 2 | 34 1/16 | 3 | | D4TZ 4817-S | 17 | 178 | | |
| | | 138 | 74/75 | | | | | | 2 | 43 1/4 | 3 | 20 | D4TZ 4817-Y | 17 | 167 | | |
| | | 138 | 75/76 | | | | | | 2 | 43 1/4 | 3 | 21 | D4TZ 4817-Y | 17 | 175 | | |
| | | 140 | 74/75 | | | | | | 2 | 35 1/32 | 3 | | D7TZ 4817-BM | 113 | 166 | | |
| | | 150 | 74/76 | | | | | | 2 | 35 1/32 | 3 | | D7TZ 4817-BM | 113 | 166 | | |
| | | 155 | 74/75 | | | | | | 2 | 58 5/8 | 3 | 20 | D4TZ 4817-NA | 17 | 168 | | |
| | | 155 | 75/76 | | | | | | 2 | 58 5/8 | 3 | 21 | D4TZ 4817-NA | 17 | 176 | | |
| | | | | | | | | | G | 8 | 390 | D | 60 | 133 | 73/74 | 2 | 34 1/16 |
| | | 133 | 74 | 2 | 34 1/16 | 3 | 8 | D4TZ 4817-T | | | | | | 7 | @ | | |
| | | 133 | 74/75 | 2 | 34 | 3 | 9 | D4TZ 4817-CA | | | | | | 75 | 170 | | |
| | | 133 | 76 | 2 | 34 | 3 | | D4TZ 4817-CA | | | | | | 75 | 178 | | |
| | | 138 | 74/75 | 2 | 43 11/16 | 3 | 20 | D4TZ 4817-AD | | | | | | 75 | 167 | | |
| | | 138 | 75/76 | 2 | 43 11/16 | 3 | 21 | D4TZ 4817-AD | | | | | | 75 | 175 | | |
| | | 140 | 74/75 | 2 | 35 | 3 | | D4TZ 4817-DA | | | | | | 75 | 166 | | |
| 150 | 74/76 | 2 | 35 | 3 | | D4TZ 4817-DA | 75 | 166 | | | | | | | | | |
| 155 | 74/75 | 2 | 58 9/16 | 3 | 20 | D4TZ 4817-UA | 75 | 168 | | | | | | | | | |
| 155 | 75/76 | 2 | 58 9/16 | 3 | 21 | D4TZ 4817-UA | 75 | 176 | | | | | | | | | |

- NOTE 6 - "Before Ser. T00,001"
- NOTE 7 - "From Ser. T00,001"
- NOTE 8 - "From Ser. T00,001 to Ser. T40,001"
- NOTE 9 - "From Ser. T40,001"
- NOTE 20 - "Before Ser. X40,001"
- NOTE 21 - "From Ser. X40,001"
- NOTE 28 - "From Ser. Y00,001"
- NOTE 29 - "Before Ser. Y00,001"
- NOTE 30 - "Before Ser. Z00,001"
- NOTE 31 - "From Ser. Z00,001"

@ - 4831 support plate not serviced. Part of No. 3 Crossmember.

1973/79
TRUCK SERIES 100/500

4816-7 SHAFT ASSY. (COUPLING) cont'd.

APPLICATION CHART

| S P E E D | TRANSMISSION | ENGINE | | | REAR AXLE | | WHEEL- BASE (INCHES) | YEAR | T Y P E | SIZE(INCHES) | | N O T E | PART NUMBER ▲ | ▲ CODE | |
|-----------------------|--------------|--------|------------------|--------------|-----------------------|-------------------|----------------------------|------|------------------|--------------|---|------------------|------------------|--------|---|
| | | MODEL | T Y P E | C Y L. | C.I.D. OR MODEL | M F R. ▲ | | | | MODEL | A | | | B | P L A I R S T T S |

NOTE: ▲ REFER TO PAGE 1 OF SECTION 48.1 FOR AN EXPLANATION OF THE CHART AND THE CODES SHOWN.

F250 -- 2/W/D SERIES -- Cont'd

| | | | | | | | | | | | | | | | |
|-----|--------------------|---|----------|-------|-------|---------------|-----|------------|---|----------|-----|-------|--------------|-----|-------|
| 4 | New Process 435 | G | 8 | 400 | D | 60 | 133 | 77 | 2 | 34 37/64 | 3 | 30 | D7TZ 4817-AX | 155 | 178 |
| | | | | | | | 133 | | 2 | 36 13/32 | 3 | 31 | D8TZ 4817-U | 127 | 178 |
| | | | | | | | 138 | | 2 | 43 25/32 | 3 | 29 | D7TZ 4817-D | 103 | 175 |
| | | | | | | | 138 | | 2 | 43 25/32 | 3 | 28,30 | D7TZ 4817-BG | 115 | 175 |
| | | | | | | | 138 | | 2 | 44 5/8 | 3 | 31 | D7TZ 4817-DK | 115 | 175 |
| | | | | | | | 150 | | 2 | 35 1/5 | 3 | 29 | D7TZ 4817-F | 103 | 166 |
| | | | | | | | 150 | | 2 | 35 1/2 | 3 | 28,30 | D7TZ 4817-BA | 115 | 166 |
| | | | | | | | 150 | | 2 | 36 11/32 | 3 | 31 | D8TZ 4817-W | 126 | 166 |
| | | | | | | | 155 | | 2 | 59 3/16 | 3 | 29 | D7TZ 4817-E | 103 | 176 |
| | | | | | | | 155 | | 2 | 59 3/16 | 3 | 28,30 | D7TZ 4817-BH | 115 | 176 |
| | | | | | | | 155 | | 2 | 60 1/32 | 3 | 31 | D7TZ 4817-DG | 115 | 176 |
| | | | | | | | 133 | 78 | 2 | 35 13/32 | 3 | | D8TZ 4817-T | 126 | 196 |
| | | | | | | | 138 | | 2 | 44 5/8 | 3 | | D8TZ 4817-AC | 126 | 175 |
| | | | | | | | 150 | | 2 | 36 11/32 | 3 | | D8TZ 4817-W | 126 | 198 |
| | | | | | | | 155 | | 2 | 60 1/32 | 3 | | D8TZ 4817-AD | 126 | 176 |
| | | | | | | | 133 | 79 | 2 | 35 13/32 | 3 | | D8TZ 4817-T | 126 | 196 |
| | | | | | | | 138 | | 2 | 44 5/8 | 3 | | D8TZ 4817-AC | 126 | 175 |
| | | | | | | | 150 | | 2 | 36 11/32 | 3 | | D8TZ 4817-W | 126 | 198 |
| | | | | | | | 155 | | 2 | 60 1/32 | 3 | | D8TZ 4817-AD | 126 | 176 |
| | | | | | | | 4 | Warner T18 | G | 6 | 300 | D | 60 | 133 | 73/74 |
| 133 | 74/75 | 2 | 34 1/32 | 2 1/2 | 7 | D7TZ 4817-AD | | | | | | | | 113 | 170 |
| 133 | 77 | 2 | 34 3/32 | 2 1/2 | 28,30 | D7TZ 4817-AD | | | | | | | | 113 | 178 |
| 133 | | 2 | 27 5/32 | 2 1/2 | 31 | D8TZ 4817-AM | | | | | | | | 123 | 178 |
| 138 | 74/75 | 2 | 42 25/32 | 2 | 14 | D4TZ 4817-AB | | | | | | | | 17 | 167 |
| 138 | 75/76 | 2 | 43 1/4 | 2 1/2 | 22 | D4TZ 4817-BC | | | | | | | | 17 | 167 |
| 138 | 75/77 | 2 | 43 1/4 | 2 1/2 | 21,29 | D4TZ 4817-BC | | | | | | | | 17 | 175 |
| 138 | 77 | 2 | 43 1/4 | 2 1/2 | 28,30 | D7TZ 4817-AK | | | | | | | | 113 | 175 |
| 138 | | 2 | 44 1/8 | 2 1/2 | 31 | D7TZ 4817-CT | | | | | | | | 113 | 175 |
| 150 | 74/77 | 2 | 35 1/32 | 3 | 30 | D7TZ 4817-BM | | | | | | | | 113 | 166 |
| 150 | | 2 | 35 7/8 | 3 | 31 | D7TZ 4817-DM | | | | | | | | 113 | 166 |
| 155 | 74/75 | 2 | 58 11/16 | 2 1/2 | 20 | D4TZ 48113-SA | | | | | | | | 113 | 168 |
| 155 | 75/77 | 2 | 58 11/16 | 2 1/2 | 21,30 | D7TZ 4817-AS | | | | | | | | 113 | 176 |
| 155 | 77 | 2 | 59 33/64 | 2 1/2 | 31 | D7TZ 4817-CU | | | | | | | | 113 | 176 |
| 133 | 78 | 2 | 27 5/32 | 2 1/2 | | D8TZ 4817-AM | | | | | | | | 123 | 196 |
| 138 | | 2 | 44 1/8 | 2 1/2 | | D8TZ 4817-AN | | | | | | | | 123 | 175 |
| 150 | | 2 | 35 7/8 | 3 | | D8TZ 4817-BN | | | | | | | | 123 | 198 |
| 155 | | 2 | 59 33/64 | 2 1/2 | | D8TZ 4817-AP | | | | | | | | 123 | 176 |
| 133 | 79 | 2 | 34 29/32 | 3 | | D9TZ 4817-AG | | | | | | | | 127 | 196 |
| 138 | | 2 | 44 1/8 | 2 1/2 | | D9TZ 4817-K | | | | | | | | 127 | 175 |
| 150 | | 2 | 35 7/8 | 2 1/2 | | D8TZ 4817-AZ | 127 | 198 | | | | | | | |
| 155 | | 2 | 59 17/32 | 2 1/2 | | D9TZ 4817-L | 127 | 176 | | | | | | | |

- NOTE 6 - "Before Ser. T00,001"
- NOTE 7 - "From Ser. T00,001"
- NOTE 14 - "Before Ser. V20,001"
- NOTE 20 - "Before Ser. X40,001"
- NOTE 21 - "From Ser. X40,001"
- NOTE 22 - "From Ser. V20,001 to Ser. X40,001"
- NOTE 28 - "From Ser. Y00,001"
- NOTE 29 - "Before Ser. Y00,001"
- NOTE 30 - "Before Ser. Z00,001"
- NOTE 31 - "From Ser. Z00,001"

@ - 4831 support plate not serviced. Part of No. 3 Crossmember.

**1973/79
TRUCK SERIES 100/500**

4816-7 SHAFT ASSY. (COUPLING) cont'd.

APPLICATION CHART

| S P E E D | TRANSMISSION | ENGINE | | | REAR AXLE | | WHEEL-BASE (INCHES) | YEAR | TYPE | SIZE(INCHES) | | NOTE | PART NUMBER ▲ | PL AI RS TT S | 4831 PLATE |
|-----------------------|--------------|--------|------------------|--------------|-----------------------|-------------------|------------------------|------|------|--------------|---|------|------------------|---------------------------|---------------|
| | | MODEL | T Y P E | C Y L. | C.I.D. OR MODEL | M F R. ▲ | | | | MODEL | A | | | | |

NOTE: ▲ REFER TO PAGE 1 OF SECTION 48.1 FOR AN EXPLANATION OF THE CHART AND THE CODES SHOWN.

F250 -- 2/W/D SERIES -- Cont'd

| | | | | | | | | | | | | | | | | | |
|---|------------|-----|-------|-----|----------|-------|-------|--------------|-----|----------|-----|---------|--------------|-----|--------------|----|---------|
| 4 | Warner T18 | G | 8 | 351 | D | 60 | 133 | 77 | 2 | 34 9/16 | 3 | 29 | D7TZ 4817-S | 106 | 178 | | |
| | | | | | | | 133 | | 2 | 34 9/16 | 3 | 28,30 | D7TZ 4817-AW | 113 | 178 | | |
| | | | | | | | 133 | | 2 | 35 13/32 | 3 | 31 | D8TZ 4817-S | 123 | 178 | | |
| | | | | | | | 138 | | 2 | 43 27/32 | 3 | 29 | D7TZ 4817-R | 106 | 175 | | |
| | | | | | | | 138 | | 2 | 43 27/32 | 3 | 28,30 | D7TZ 4817-BE | 113 | 175 | | |
| | | | | | | | 138 | | 2 | 44 11/16 | 3 | 31 | D8TZ 4817-AA | 123 | 175 | | |
| | | | | | | | 150 | | 2 | 35 17/32 | 3 | 29 | D7TZ 4817-V | 106 | 166 | | |
| | | | | | | | 150 | | 2 | 35 17/32 | 3 | 28,30 | D7TZ 4817-BS | 113 | 166 | | |
| | | | | | | | 150 | | 2 | 36 3/8 | 3 | 31 | D7TZ 4817-DN | 113 | 166 | | |
| | | | | | | | 155 | | 2 | 59 1/4 | 3 | 29 | D7TZ 4817-T | 106 | 176 | | |
| | | | | | | | 155 | | 2 | 59 1/4 | 3 | 28,30 | D7TZ 4817-BF | 113 | 166 | | |
| | | | | | | | 155 | | 2 | 60 3/32 | 3 | 31 | D8TZ 4817-AB | 123 | 176 | | |
| | | | | | | | 133 | 78 | 2 | 35 13/32 | 3 | | D8TZ 4817-S | 123 | 196 | | |
| | | | | | | | 138 | | 2 | 44 11/16 | 3 | | D8TZ 4817-AA | 123 | 175 | | |
| | | | | | | | 150 | | 2 | 36 3/8 | 3 | | D8TZ 4817-BP | 123 | 198 | | |
| | | | | | | | 155 | | 2 | 60 3/32 | 3 | | D8TZ 4817-AB | 123 | 176 | | |
| | | | | | | | 133 | 79 | 2 | 35 13/32 | 3 | | D9TZ 4817-R | 127 | 196 | | |
| | | | | | | | 138 | | 2 | 44 11/16 | 3 | | D9TZ 4817-S | 127 | 175 | | |
| | | 150 | | 2 | 36 13/32 | 2 1/2 | | D8TZ 4817-U | 127 | 198 | | | | | | | |
| | | 155 | | 2 | 60 3/32 | 3 | | D9TZ 4817-T | 127 | 176 | | | | | | | |
| | | | | G | 8 | 360 | D | 60 | 133 | 73/74 | 2 | 34 1/16 | 2 1/2 | 6 | C7TZ 4817-BW | 17 | @ |
| | | 133 | 74/75 | | | | | | 2 | 34 1/16 | 3 | 7 | D4TZ 4817-S | 17 | 170 | | |
| | | 133 | 76 | | | | | | 2 | 34 1/16 | 3 | | D4TZ 4817-S | 17 | 178 | | |
| | | 138 | 74/75 | | | | | | 2 | 43 1/4 | 3 | 20 | D4TZ 4817-Y | 17 | 167 | | |
| | | 138 | 75/76 | | | | | | 2 | 43 1/4 | 3 | 21 | D4TZ 4817-Y | 17 | 175 | | |
| | | 140 | 74/75 | | | | | | 2 | 35 1/32 | 3 | | D7TZ 4817-BM | 113 | 166 | | |
| | | 150 | 74/76 | | | | | | 2 | 35 1/32 | 3 | | D7TZ 4817-BM | 113 | 166 | | |
| | | 155 | 74/75 | | | | | | 2 | 58 5/8 | 3 | 20 | D4TZ 4817-NA | 17 | 168 | | |
| | | 155 | 75/76 | | | | | | 2 | 58 5/8 | 3 | 21 | D4TZ 4817-NA | 17 | 176 | | |
| | | | | | | | | | G | 8 | 390 | D | 60 | 133 | 73/74 | 2 | 34 1/16 |
| | | 133 | 74 | 2 | 34 1/16 | 3 | 8 | D4TZ 4817-T | | | | | | 7 | @ | | |
| | | 133 | 74/75 | 2 | 34 | 3 | 9 | D4TZ 4817-CA | | | | | | 75 | 170 | | |
| | | 133 | 76 | 2 | 34 | 3 | | D4TZ 4817-CA | | | | | | 75 | 178 | | |
| | | 138 | | 2 | 43 11/16 | 3 | | D4TZ 4817-AD | | | | | | 75 | 175 | | |
| | | 140 | 74/75 | 2 | 35 | 3 | | D4TZ 4817-DA | | | | | | 75 | 166 | | |
| | | 150 | 74/76 | 2 | 35 | 3 | | D4TZ 4817-DA | | | | | | 75 | 166 | | |
| | | 155 | 76 | 2 | 58 9/16 | 3 | | D4TZ 4817-UA | | | | | | 75 | 176 | | |
| | | 133 | | 2 | 34 37/64 | 3 | 30 | D7TZ 4817-AX | | | | | | 115 | 178 | | |
| | | 138 | | 2 | 43 25/32 | 2 1/2 | 31 | D8TZ 4817-U | | | | | | 127 | 178 | | |
| | | 138 | | 2 | 43 25/32 | 3 | 29 | D7TZ 4817-D | 103 | 175 | | | | | | | |
| | | 138 | | 2 | 43 25/32 | 3 | 28,30 | D7TZ 4817-BG | 115 | 175 | | | | | | | |

- NOTE 6 - "Before Ser. T00,001"
- NOTE 7 - "From Ser. T00,001"
- NOTE 8 - "From Ser. T00,001 to Ser. T40,001"
- NOTE 9 - "From Ser. T40,001"
- NOTE 20 - "Before Ser. X40,001"
- NOTE 21 - "From Ser. X40,001"
- NOTE 28 - "From Ser. Y00,001"
- NOTE 29 - "Before Ser. Y00,001"
- NOTE 30 - "Before Ser. Z00,001"
- NOTE 31 - "From Ser. Z00,001"
- NOTE 34 - "Before Ser. CE0,001"

@ - 4831 support plate not serviced. Part of No. 3 Crossmember.

1973/79
TRUCK SERIES 100/500

4816-7 SHAFT ASSY. (COUPLING) cont'd.

APPLICATION CHART

| S P E E D | TRANSMISSION MODEL | ENGINE | | M F R. ▲ | REAR AXLE MODEL | WHEEL- BASE (INCHES) | YEAR | T Y P E ▲ | SIZE(INCHES) | | N O T E | PART NUMBER ▲ | ▲ CODE | |
|-----------------------|-----------------------|------------------|--------------|-------------------|--------------------|----------------------------|------|-----------------------|-----------------------|---|------------------|------------------|--------|---------------------------|
| | | T Y P E | C Y L. | | | | | | C.I.D. OR MODEL | A | | | B | PL AI RS TT S |

NOTE: ▲ REFER TO PAGE 1 OF SECTION 48.1 FOR AN EXPLANATION OF THE CHART AND THE CODES SHOWN.

F250 -- 2/W/D SERIES -- Cont'd.

| | | | | | | | | | | | | | | | |
|---|------------|---|---|-----|---|----|-----|----|---|----------|---|-------|--------------|-----|-----|
| 4 | Warner T18 | G | 8 | 400 | D | 60 | 138 | | 2 | 44 5/8 | 3 | 31 | D7TZ 4817-DK | 115 | 175 |
| | | | | | | | 150 | | 2 | 35 1/5 | 3 | 29 | D7TZ 4817-F | 103 | 166 |
| | | | | | | | 150 | | 2 | 35 1/2 | 3 | 28,30 | D7TZ 4817-BA | 115 | 166 |
| | | | | | | | 150 | | 2 | 36 11/32 | 3 | 31 | D8TZ 4817-W | 126 | 166 |
| | | | | | | | 155 | | 2 | 59 3/16 | 3 | 29 | D7TZ 4817-E | 103 | 176 |
| | | | | | | | 155 | | 2 | 59 3/16 | 3 | 28,30 | D7TZ 4817-BH | 115 | 176 |
| | | | | | | | 155 | | 2 | 60 1/32 | 3 | 31 | D7TZ 4817-DG | 115 | 176 |
| | | | | | | | 133 | 78 | 2 | 35 13/32 | 3 | | D8TZ 4817-T | 126 | 196 |
| | | | | | | | 138 | | 2 | 44 5/8 | 3 | | D8TZ 4817-AC | 126 | 175 |
| | | | | | | | 150 | | 2 | 36 11/32 | 3 | | D8TZ 4817-W | 126 | 198 |
| | | | | | | | 155 | | 2 | 60 1/32 | 3 | | D8TZ 4817-AD | 126 | 176 |
| | | | | | | | 133 | 79 | 2 | 35 13/32 | 3 | | D8TZ 4817-T | 126 | 196 |
| | | | | | | | 138 | | 2 | 44 5/8 | 3 | | D8TZ 4817-AC | 126 | 175 |
| | | | | | | | 150 | | 2 | 36 11/32 | 3 | | D8TZ 4817-W | 126 | 198 |
| | | | | | | | 155 | | 2 | 60 1/32 | 3 | | D8TZ 4817-AD | 126 | 176 |

F250 -- 4/W/D SERIES

| | | | | | | | | | | | | | | | | | | | | | | |
|---|---------|---------|---|---------|-----|----|---------|--------------------|-------|----------|--------------|----------|--------------|-------------|--------------|-------------|---------|-------|---|-------------|-----|-----|
| 3 | Ford C6 | G | 8 | 360 | D | 60 | 133 | 73/76 | 2 | 16 1/2 | 2 1/2 | 3 | D3TZ 4817-BR | 56 | @ | | | | | | | |
| | | | | | | | 150 | 74/76 | 2 | 16 1/32 | 2 1/2 | | D3TZ 4817-BR | 56 | @ | | | | | | | |
| | | | | | | | 133,150 | 77 | 2 | 16 1/32 | 2 1/2 | | D7TZ 4817-J | 105 | @ | | | | | | | |
| | | G | 8 | 351,400 | D | 60 | D 44 | 150 | 77 | 1 | 49 1/4 | 2 1/2 | | D8TZ 4817-J | 118 | 193 | | | | | | |
| | | | | | | | D | 60 | 150 | 78 | 1 | 49 1/4 | 2 1/2 | 34 | D8TZ 4817-J | 118 | 193 | | | | | |
| | | | | | | | | | 150 | | 1 | 48 29/32 | 2 1/2 | 35 | D8TZ 4817-BV | 125 | 202 | | | | | |
| | | | | | | | | | 150 | 79 | 1 | 48 29/32 | 2 1/2 | | D9TZ 4817-AL | 128 | 202 | | | | | |
| | | | | | | | | | 155 | | 1 | 24 61/64 | 3 | 32 | D8TZ 4817-F | 118 | 192 | | | | | |
| | | | | | | | | | 155 | | 1 | 19 5/64 | 3 | 33,34 | D8TZ 4817-G | 118 | 192 | | | | | |
| | | | | | 155 | | | | 1 | 19 5/64 | 3 | 33,35 | D8TZ 4817-G | 118 | 206 | | | | | | | |
| | | | | | D | 60 | 155 | 79 | 1 | 24 59/64 | 3 | 32 | D9TZ 4817-B | 128 | 192 | | | | | | | |
| | | | | | | | 155 | | 1 | 19 3/64 | 3 | 33 | D9TZ 4817-C | 128 | 206 | | | | | | | |
| | | | | | | | 4 | New Process 435 | G | 6, 8 | 300, 360 | D | 60 | 133 | 73/77 | 2 | 20 1/32 | 3 1/2 | 3 | D2TZ 4817-Z | 102 | @ |
| | | | | | | | | | | | | | | 150 | 74/77 | 2 | 20 1/32 | 3 1/2 | 3 | D2TZ 4817-Z | 102 | @ |
| | | | | | | | | | | | | | | 150 | 78 | 1 | 52 1/4 | 2 1/2 | | D8TZ 4817-H | 118 | 193 |
| G | 6 | 300 | D | 44 | | | | | 150 | 77/ | 1 | 52 1/4 | 2 1/2 | | D8TZ 4817-H | 118 | 193 | | | | | |
| | | | | | D | 60 | | | 133 | 77 | 2 | 20 17/32 | 3 1/2 | 3 | D7TZ 4817-W | 102 | @ | | | | | |
| | | | | | | | | | D 44 | 150 | 77/ | 1 | 52 1/4 | 2 1/2 | | D8TZ 4817-H | 118 | 193 | | | | |
| G | 8 | 351,400 | D | 60 | 150 | 77 | 2 | 20 17/32 | 3 1/2 | 3 | D7TZ 4817-W | 102 | @ | | | | | | | | | |
| | | | | | 150 | 78 | 1 | 52 1/4 | 2 1/2 | 34 | D8TZ 4817-H | 118 | 193 | | | | | | | | | |
| | | | | | 150 | 78 | 1 | 51 29/32 | 2 1/2 | 35 | D8TZ 4817-BU | 125 | 202 | | | | | | | | | |
| | | | | | 150 | 79 | 1 | 51 29/32 | 2 1/2 | | D9TZ 4817-AK | 128 | 202 | | | | | | | | | |
| | | | | | 155 | 78 | 1 | 27 61/64 | 3 | | D8TZ 4817-E | 118 | 192 | | | | | | | | | |
| | | | | | 155 | 79 | 1 | 27 59/64 | 3 | | D9TZ 4817-A | 128 | 192 | | | | | | | | | |

NOTE 3 - Shaft assy. used between transmission and transfer case.

NOTE 6 - "Before Ser. T00,001"

NOTE 7 - "From Ser. T00,001"

NOTE 28 - "From Ser. Y00,001"

NOTE 29 - "Before Ser. Y00,001"

NOTE 30 - "Before Ser. Z00,001"

NOTE 31 - "From Ser. Z00,001"

NOTE 32 - Exc. full time transfer case.

NOTE 33 - Full time transfer case.

NOTE 34 - "Before Ser. CE0,001"

NOTE 35 - "From Ser. CE0,001"

@ - 4831 support plate not serviced. Part of No. 3 Crossmember.

**1973/79
TRUCK SERIES 100/500**

4816-7 SHAFT ASSY. (COUPLING) cont'd.

APPLICATION CHART

| S P E E D | TRANSMISSION | | ENGINE | | | REAR AXLE | | SIZE(INCHES) | | | | N O T E | PART NUMBER ▲ | ▲ CODE P L A I R S T T S |
|-----------------------|--------------|------------------|--------------|-----------------------|-------------------|-----------|----------------------------|--------------|------------------|---|---|------------------|------------------|---|
| | MODEL | T Y P E | C Y L. | C.I.D. OR MODEL | M F R. ▲ | MODEL | WHEEL- BASE (INCHES) | YEAR | T Y P E | A | B | | | |

NOTE: ▲ REFER TO PAGE 1 OF SECTION 48.1 FOR AN EXPLANATION OF THE CHART AND THE CODES SHOWN.

F350 -- 2/W/D SERIES

| | | | | | | | | | | | | | | | | | | | | | | |
|-----|----------|-----|----------|-------|---------|--------------|-----|---------|---|----------|-------|-------|--------------|-----|----------|-------|----------|--------------|-----|--------------|-----|-----|
| 3 | Ford FMX | G | 6 | 300 | D | 70B | 136 | 73/74 | 2 | 33 1/8 | 3 | 6 | C8TZ 4817-N | 7 | 166 | | | | | | | |
| | | | | | | | 136 | 74/77 | 2 | 33 | 2 1/2 | 7,29 | D4TZ 4817-K | 7 | 166 | | | | | | | |
| | | | | | | | 136 | 77 | 2 | 33 | 2 1/2 | 28,30 | D7TZ 4817-AB | 112 | 166 | | | | | | | |
| | | | | | | | 136 | | 2 | 33 27/32 | 2 1/2 | 31 | D7TZ 4817-CF | 112 | 166 | | | | | | | |
| | | | | | | | 160 | 73/77 | 2 | 57 3/32 | 2 1/2 | 29 | D3TZ 4817-AR | 7 | 114 | | | | | | | |
| | | | | | | | 160 | 77 | 2 | 57 3/32 | 2 1/2 | 28,30 | D7TZ 4817-AC | 112 | 114 | | | | | | | |
| | | | | | | | 160 | | 2 | 57 15/16 | 2 1/2 | 31 | D7TZ 4817-CG | 112 | 114 | | | | | | | |
| | | | | | | | 166 | 74/77 | 2 | 57 3/32 | 2 1/2 | 29 | D3TZ 4817-AR | 7 | 114 | | | | | | | |
| | | | | | | | 166 | 77 | 2 | 57 3/32 | 2 1/2 | 28 | D7TZ 4817-AC | 112 | 114 | | | | | | | |
| | | | | | | | 166 | | 2 | 57 15/16 | 2 1/2 | 31 | D7TZ 4817-CG | 112 | 114 | | | | | | | |
| | | | | | | | 3 | Ford C6 | G | 6 | 300 | D | 70 | 136 | 78/79 | 2 | 23 27/32 | 2 1/2 | 41 | D9TZ 4817-AR | 131 | 198 |
| | | | | | | | | | | | | | | 160 | 78/79 | 2 | 47 29/32 | 2 1/2 | 40 | D8TZ 4817-BL | 122 | 197 |
| | | | | | | | | | | | | | | 160 | 79 | 2 | 47 29/32 | 2 1/2 | 41 | D9TZ 4817-BA | 131 | 197 |
| | | | | | | | | | | | | | | 166 | 78/79 | 2 | 47 29/32 | 2 1/2 | 40 | D8TZ 4817-BL | 122 | 197 |
| 166 | 79 | 2 | 47 29/32 | 2 1/2 | 41 | D9TZ 4817-BA | | | | | | | | 131 | 197 | | | | | | | |
| G | 8 | 351 | D | 70 | 136,140 | 77 | | | | | | | | 2 | 21 17/32 | 2 1/2 | 30 | D4TZ 4817-AA | 109 | 166 | | |
| | | | | | 136,140 | | | | | | | | | 2 | 43 21/32 | 3 | 31 | D7TZ 4817-BY | 113 | 166 | | |
| | | | | | 155 | | | | | | | | | 2 | 47 17/32 | 3 | 29 | D4TZ 4817-ZA | 87 | 176 | | |
| | | | | | 155 | | | | | | | | | 2 | 42 17/32 | 3 | 28,30 | D7TZ 4817-AP | 109 | 176 | | |
| | | | | | 155 | | | | | | | | | 2 | 48 3/8 | 3 | 31 | D7TZ 4817-DE | 109 | 176 | | |
| | | | | | 160 | | | | 2 | 47 17/32 | 3 | 29 | D4TZ 4817-ZA | 87 | 114 | | | | | | | |
| | | | | | 160 | | | | 2 | 47 17/32 | 3 | 28,30 | D7TZ 4817-AP | 109 | 114 | | | | | | | |
| | | | | | 160 | | | | 2 | 48 3/8 | 3 | 31 | D8TZ 4817-AV | 122 | 114 | | | | | | | |
| | | | | | 166 | | | | 2 | 47 17/32 | 3 | 29 | D4TZ 4817-ZA | 87 | 114 | | | | | | | |
| | | | | | 166 | | | | 2 | 47 17/32 | 3 | 28,30 | D7TZ 4817-AP | 109 | 114 | | | | | | | |
| | | | | | 166 | | | | 2 | 48 3/8 | 3 | 31 | D8TZ 4817-AV | 122 | 114 | | | | | | | |
| | | | | | 136 | 78/79 | | | 2 | 24 3/8 | 2 1/2 | 40 | D8TZ 4817-BA | 122 | 198 | | | | | | | |
| | | | | | 136 | 79 | | | 2 | 24 3/8 | 2 1/2 | 41 | D9TZ 4817-AS | 131 | 198 | | | | | | | |
| | | | | | 140 | 78/79 | | | 2 | 24 3/8 | 2 1/2 | 40 | D8TZ 4817-BA | 122 | 198 | | | | | | | |
| | | | | | 140 | 79 | | | 2 | 24 3/8 | 2 1/2 | 41 | D9TZ 4817-AS | 131 | 198 | | | | | | | |
| | | | | | 155 | 78 | | | 2 | 48 3/8 | 3 | | D8TZ 4817-AV | 122 | 199 | | | | | | | |
| | | | | | 155 | 79 | | | 2 | 48 3/8 | 3 | 40 | D8TZ 4817-AV | 122 | 176 | | | | | | | |
| | | | | | 155 | | | | 2 | 48 3/8 | 3 | 41 | D9TZ 4817-BB | 131 | 176 | | | | | | | |
| | | | | | 160 | 78/79 | | | 2 | 48 3/8 | 3 | 40 | D8TZ 4817-AV | 122 | 197 | | | | | | | |
| | | | | | 160 | 79 | | | 2 | 48 3/8 | 3 | 41 | D9TZ 4817-BB | 131 | 197 | | | | | | | |
| | | | | | 166 | 78/79 | | | 2 | 48 3/8 | 3 | 40 | D8TZ 4817-AV | 122 | 197 | | | | | | | |
| | | | | | 166 | 79 | | | 2 | 48 3/8 | 3 | 41 | D9TZ 4817-BB | 131 | 197 | | | | | | | |

- NOTE 6 - "Before Ser. T00,001"
- NOTE 7 - "From Ser. T00,001"
- NOTE 28 - "From Ser. Y00,001"
- NOTE 29 - "Before Ser. Y00,001"
- NOTE 30 - "Before Ser. Z00,001"
- NOTE 31 - "From Ser. Z00,001"
- NOTE 40 - "Before Ser. FC0,001"
- NOTE 41 - "From Ser. FC0,001"

1973/79
TRUCK SERIES 100/500

4816-7 SHAFT ASSY. (COUPLING) cont'd.

APPLICATION CHART

| S P E E D | TRANSMISSION | ENGINE | | | REAR AXLE | | WHEEL- BASE (INCHES) | YEAR | SIZE(INCHES) | | N O T E | PART NUMBER ▲ | CODE | |
|-----------------------|--------------|------------------|--------------|-----------------------|-------------------|-------|----------------------------|------|--------------|---|------------------|------------------|---|---------------|
| | | T Y P E | C Y L. | C.I.D. OR MODEL | M F R. ▲ | MODEL | | | A | B | | | P L A I R S T T S | 4831 PLATE |

NOTE: ▲ REFER TO PAGE 1 OF SECTION 48.1 FOR AN EXPLANATION OF THE CHART AND THE CODES SHOWN.

F350 -- 2/W/D SERIES -- Cont'd

| | | | | | | | | | | | | | | | | | |
|---------|---------|---------|-------|-----|----------|-----|----------|--------------|---------|-------------|--------------|----------|--------------|-----|--------------|----|-----|
| 3 | Ford C6 | G | 8 | 360 | D | 70B | 136,140 | 73/74 | 2 | 23 17/32 | 2 1/2 | 6 | D3TZ 4817-AM | 8 | 166 | | |
| | | | | | | | 160 | | 2 | 47 19/32 | 2 1/2 | 6 | D3TZ 4817-AL | 8 | 114 | | |
| | | | | | | | 136,140 | 74/76 | 2 | 21 17/32 | 2 1/2 | 7 | D7TZ 4817-AA | 109 | 166 | | |
| | | | | | | | 155 | 74/75 | 2 | 47 | 3 | 18 | D4TZ 4817-TA | 67 | 168 | | |
| | | | | | | | 155 | 75/76 | 2 | 47 | 3 | 19 | D4TZ 4817-TA | 67 | 176 | | |
| | | | | | | | 160 | 74/76 | 2 | 47 19/32 | 2 1/2 | 7 | D4TZ 4817-J | 8 | 114 | | |
| | | | 166 | | | 2 | 47 19/32 | 2 1/2 | | D4TZ 4817-J | 8 | 114 | | | | | |
| | | | 166 | | | 2 | 47 19/32 | 2 1/2 | | D4TZ 4817-J | 8 | 114 | | | | | |
| | | | 166 | | | 2 | 47 19/32 | 2 1/2 | | D4TZ 4817-J | 8 | 114 | | | | | |
| | | | 166 | | | 2 | 47 19/32 | 2 1/2 | | D4TZ 4817-J | 8 | 114 | | | | | |
| | | | 166 | | | 2 | 47 19/32 | 2 1/2 | | D4TZ 4817-J | 8 | 114 | | | | | |
| | | | 166 | | | 2 | 47 19/32 | 2 1/2 | | D4TZ 4817-J | 8 | 114 | | | | | |
| | | | | G | 8 | 390 | D | 70B | 136,140 | 73/74 | 2 | 23 17/32 | 2 1/2 | 6 | D3TZ 4817-AM | 7 | 166 |
| | | 160 | | | | | | | 2 | 47 19/32 | 2 1/2 | 6 | D3TZ 4817-AL | 7 | 114 | | |
| | | 136,140 | 74/76 | | | | | | 2 | 23 11/32 | 3 | 7 | D4TZ 4817-B | 67 | 166 | | |
| | | 155 | 74/75 | | | | | | 2 | 47 | 3 | 18 | D4TZ 4817-TA | 67 | 168 | | |
| | | 155 | 75/76 | | | | | | 2 | 47 | 3 | 19 | D4TZ 4817-TA | 67 | 176 | | |
| | | 160 | 74/76 | | | | | | 2 | 47 13/32 | 3 | 7 | D4TZ 4817-C | 67 | 114 | | |
| | | 166 | | 2 | 47 13/32 | 3 | | D4TZ 4817-C | 67 | 114 | | | | | | | |
| | | | | G | 8 | 400 | D | 70 | 136,140 | 77 | 2 | 23 55/64 | 3 | 29 | D7TZ 4817-A | 87 | 166 |
| | | 136,140 | | | | | | | 2 | 23 55/64 | 3 | 28,30 | D7TZ 4817-BL | 109 | 166 | | |
| | | 136/140 | | | | | | | 2 | 24 11/16 | 3 | 31 | D8TZ 4817-AG | 122 | 166 | | |
| | | 155 | | | | | | | 2 | 47 17/32 | 3 | 29 | D4TZ 4817-ZA | 87 | 176 | | |
| | | 155 | | | | | | | | | | 28,30 | D7TZ 4817-AP | | 176 | | |
| | | 155 | | | | | | | 2 | 48 3/8 | 3 | 31 | D8TZ 4817-AV | 122 | 176 | | |
| | | 160 | | | | | | | 2 | 47 7/8 | 3 | 29 | D7TZ 4817-B | 87 | 114 | | |
| | | 160 | | | | | | | 2 | 47 7/8 | 3 | 28,30 | D7TZ 4817-BK | 109 | 114 | | |
| | | 160 | | | | | | | 2 | 48 23/32 | 3 | 31 | D7TZ 4817-DA | 109 | 114 | | |
| | | 166 | | | | | | | 2 | 47 7/8 | 3 | 29 | D7TZ 4817-B | 87 | 114 | | |
| | | 166 | | | | | | | 2 | 47 7/8 | 3 | 28,30 | D7TZ 4817-BK | 109 | 114 | | |
| | | 166 | | | | | | | 2 | 60 13/32 | 3 | 31 | D7TZ 4817-CR | 112 | 114 | | |
| | | 136 | 78/79 | | | | | | 2 | 24 11/16 | 3 | 40 | D8TZ 4817-AG | 122 | 198 | | |
| | | 136 | 79 | | | | | | 2 | 24 11/16 | 3 | 41 | D9TZ 4817-AX | 131 | 198 | | |
| | | 140 | 78/79 | | | | | | 2 | 24 11/16 | 3 | 40 | D8TZ 4817-AG | 122 | 198 | | |
| | | 140 | 79 | | | | | | 2 | 24 11/16 | 3 | 41 | D9TZ 4817-AX | | 198 | | |
| | | 155 | 78 | | | | | | 2 | 48 3/8 | 3 | 34 | D8TZ 4817-AV | 122 | 176 | | |
| | | 155 | 78/79 | | | | | | 2 | 48 3/8 | 3 | 35,40 | D8TZ 4817-CA | 122 | 176 | | |
| | | 155 | 79 | | | | | | 2 | 48 3/8 | 3 | 41 | D9TZ 4817-BC | 131 | 176 | | |
| | | 160 | 78/79 | | | | | | 2 | 48 23/32 | 3 | 40 | D8TZ 4817-AF | 122 | 197 | | |
| | | 160 | 79 | | | | | | 2 | 48 23/32 | 3 | 41 | D9TZ 4817-BD | 131 | 197 | | |
| | | 166 | 78/79 | 2 | 48 23/64 | 3 | 40 | D8TZ 4817-AF | 122 | 197 | | | | | | | |
| | | 166 | 79 | 2 | 48 23/32 | 3 | 41 | D9TZ 4817-BD | 131 | 197 | | | | | | | |
| | | G | 8 | 460 | D | 70B | 136,140 | 73/76 | 2 | 23 11/32 | 3 | | D4TZ 4817-B | 67 | 166 | | |
| 136,140 | 77 | | | | | | 2 | 23 55/64 | 3 | 29 | D7TZ 4817-A | 89 | 166 | | | | |
| 136,140 | | | | | | | 2 | 23 55/64 | 3 | 28,30 | D7TZ 4817-BL | 109 | 166 | | | | |
| 136,140 | | | | | | | 2 | 24 11/16 | 3 | 31 | D8TZ 4817-AG | 122 | 166 | | | | |
| 155 | 74/75 | | | | | | 2 | 47 | 3 | 18 | D4TZ 4817-TA | 67 | 168 | | | | |
| 155 | 75/76 | | | | | | 2 | 47 | 3 | 19 | D4TZ 4817-TA | 67 | 176 | | | | |

- NOTE 18 - "Before Ser. W60,001"
- NOTE 19 - "From Ser. W60,001"
- NOTE 28 - "From Ser. Y00,001"
- NOTE 29 - "Before Ser. Y00,001"
- NOTE 30 - "Before Ser. Z00,001"
- NOTE 31 - "From Ser. Z00,001"
- NOTE 34 - "Before Ser. CE0,001"
- NOTE 35 - "From Ser. CE0,001"
- NOTE 40 - "Before Ser. FC0,001"
- NOTE 41 - "From Ser. FC0,001"

**1973/79
TRUCK SERIES 100/500**

4816-7 SHAFT ASSY. (COUPLING) cont'd.

APPLICATION CHART

| S P E E D | TRANSMISSION | ENGINE | | | REAR AXLE | | WHEEL-BASE (INCHES) | YEAR | SIZE(INCHES) | | N O T E | PART NUMBER ▲ | ▲ CODE | |
|-----------------------|--------------|------------------|--------------|-----------------------|-------------------|-------|------------------------|------|--------------|---|------------------|------------------|--|--------------------------|
| | | T Y P E | C Y L. | C.I.D. OR MODEL | M F R. ▲ | MODEL | | | A | B | | | P L A I N P L A T E | 4831 R S T S |

NOTE: ▲ REFER TO PAGE 1 OF SECTION 48.1 FOR AN EXPLANATION OF THE CHART AND THE CODES SHOWN.

F350 -- 2/W/D SERIES -- Cont'd

| | | | | | | | | | | | | | | | | | | | | | | |
|-----|---------|---|----------|-------|-------|------------------------------------|---------|--------------------|---|----------|-------|-------|--------------|---------|-------|---|---------|-------|-------|--------------|-----|-----|
| 3 | Ford C6 | G | 8 | 460 | D | 70B | 155 | 77 | 2 | 47 17/32 | 3 | 29 | D4TZ 4817-ZA | 89 | 176 | | | | | | | |
| | | | | | | | 155 | | 2 | 47 17/32 | 3 | 28,30 | D7TZ 4817-AP | 109 | 176 | | | | | | | |
| | | | | | | | 155 | | 2 | 48 3/8 | 3 | 31 | D8TZ 4817-AV | 122 | 176 | | | | | | | |
| | | | | | | | 160 | 73/76 | 2 | 47 23/32 | 3 | | D4TZ 4817-C | 67 | 114 | | | | | | | |
| | | | | | | | 160 | 77 | 2 | 47 7/8 | 3 | 29 | D7TZ 4817-B | 89 | 114 | | | | | | | |
| | | | | | | | 160 | | 2 | 23 55/64 | 3 | 28,30 | D7TZ 4817-BL | 109 | 114 | | | | | | | |
| | | | | | | | 160 | | 2 | 48 23/32 | 3 | 31 | D7TZ 4817-DA | 109 | 114 | | | | | | | |
| | | | | | | | 166 | 74/76 | 2 | 47 13/32 | 3 | | D4TZ 4817-C | 67 | 114 | | | | | | | |
| | | | | | | | 166 | 77 | 2 | 47 7/8 | 3 | 29 | D7TZ 4817-B | 87 | 114 | | | | | | | |
| | | | | | | | 166 | | 2 | 47 15/16 | 3 | 28,30 | D7TZ 4817-BK | 109 | 114 | | | | | | | |
| | | | | | | | 166 | | 2 | 48 23/32 | 3 | 31 | D7TZ 4817-DA | 109 | 114 | | | | | | | |
| | | | | | | | 136 | 78/79 | 2 | 24 11/16 | 3 | 40 | D8TZ 4817-AG | 122 | 198 | | | | | | | |
| | | | | | | | 136 | 79 | 2 | 24 11/16 | 3 | 41 | D9TZ 4817-AX | 131 | 198 | | | | | | | |
| | | | | | | | 140 | 78/79 | 2 | 24 11/16 | 3 | 40 | D8TZ 4817-AG | 122 | 198 | | | | | | | |
| | | | | | | | 140 | 79 | 2 | 24 11/16 | 3 | 41 | D9TZ 4817-AX | 131 | 198 | | | | | | | |
| | | | | | | | 155 | 78 | 2 | 48 3/8 | 3 | 34 | D8TZ 4817-AV | 122 | 176 | | | | | | | |
| | | | | | | | 155 | 78/79 | 2 | 48 3/8 | 3 | 35,40 | D8TZ 4817-CA | 122 | 176 | | | | | | | |
| | | | | | | | 155 | 79 | 2 | 48 3/8 | | 41 | D9TZ 4817-BC | 131 | 176 | | | | | | | |
| | | | | | | | 160 | 78/79 | 2 | 48 23/32 | 3 | 40 | D8TZ 4817-AF | 122 | 197 | | | | | | | |
| | | | | | | | 160 | 79 | 2 | 48 23/32 | 3 | 41 | D9TZ 4817-BD | 131 | 197 | | | | | | | |
| | | | | | | | 166 | 78/79 | 2 | 48 23/32 | 3 | 40 | D8TZ 4817-AF | 122 | 197 | | | | | | | |
| | | | | | | | 166 | 79 | 2 | 48 23/32 | 3 | 41 | D9TZ 4817-BD | 131 | 197 | | | | | | | |
| | | | | | | | 4 | New Process 435 | G | 6 | 300 | D | 70B | 136 | 73/74 | 2 | 35 1/32 | 3 | 6 | D3TZ 4817-BD | 7 | 166 |
| 160 | | 2 | 59 1/16 | 3 | 6 | ★ D3TZ 4817-BG r/b D7TZ 4817-AT | | | | | | | | 7 | 114 | | | | | | | |
| 136 | 74/77 | 2 | 35 1/32 | 2 1/2 | 7,30 | D7TZ 4817-AF | | | | | | | | 112 | 166 | | | | | | | |
| 136 | | 2 | 35 7/8 | 2 1/2 | 31 | D7TZ 4817-CH | | | | | | | | 112 | 166 | | | | | | | |
| 160 | 74/75 | 2 | 59 1/16 | 2 1/2 | 7 | D4TZ 4817-V | | | | | | | | 7 | 114 | | | | | | | |
| 160 | 76/77 | 2 | 59 1/16 | 3 | 29 | ★ D3TZ 4817-BG r/b D7TZ 4817-AT | | | | | | | | 7 | 114 | | | | | | | |
| 160 | 77 | 2 | 59 1/16 | 3 | 28,30 | D7TZ 4817-AT | | | | | | | | 112 | 114 | | | | | | | |
| 160 | | 2 | 59 29/32 | 3 | 31 | D7TZ 4817-CN | | | | | | | | 112 | 114 | | | | | | | |
| 166 | 74/75 | 2 | 59 1/16 | 2 1/2 | | D4TZ 4817-V | | | | | | | | 7 | 114 | | | | | | | |
| 166 | 76/77 | 2 | 59 1/16 | 3 | 29 | ★ D3TZ 4817-BG r/b D7TZ 4817-AT | | | | | | | | 7 | 114 | | | | | | | |
| 166 | 77 | 2 | 59 1/16 | 3 | 28 | D7TZ 4817-AT | | | | | | | | 112 | 114 | | | | | | | |
| 166 | | 2 | 59 29/32 | 3 | 31 | D7TZ 4817-CN | | | | | | | | 112 | 114 | | | | | | | |
| 136 | 78/ | 2 | 35 7/8 | 2 1/2 | | D8TZ 4817-AZ | | | | | | | | 127 | 198 | | | | | | | |
| 160 | | 2 | 59 29/32 | 3 | | D8TZ 4817-BB | | | | | | | | 127 | 197 | | | | | | | |
| 166 | | 2 | 59 29/32 | 3 | | D8TZ 4817-BB | | | | | | | | 127 | 197 | | | | | | | |
| | | G | 8 | 351 | D | 70 | | | | | | | | 136,140 | 77 | 2 | 35 9/16 | 2 1/2 | 29 | D7TZ 4817-H | 104 | 166 |
| | | | | | | | | | | | | | | 136,140 | | 2 | 35 9/16 | 3 | 28,30 | D7TZ 4817-AY | 112 | 166 |
| | | | | | | | 136,140 | | 2 | 36 13/32 | 2 1/2 | 31 | D8TZ 4817-U | 127 | 166 | | | | | | | |
| | | | | | | | 155 | | 2 | 59 1/4 | 3 | 29 | D7TZ 4817-P | 107 | 176 | | | | | | | |

NOTE 6 - "Before Ser. T00,001"

NOTE 7 - "From Ser. T00,001"

NOTE 28 - "From Ser. Y00,001"

NOTE 29 - "Before Ser. Y00,001"

NOTE 30 - "Before Ser. Z00,001"

NOTE 31 - "From Ser. Z00,001"

NOTE 34 - "Before Ser. CE0,001"

NOTE 35 - "From Ser. CE0,001"

NOTE 40 - "Before Ser. FC0,001"

NOTE 41 - "From Ser. FC0,001"

1973/79
TRUCK SERIES 100/500

4816-7 SHAFT ASSY. (COUPLING) cont'd.

APPLICATION CHART

| S P E E D | TRANSMISSION | | ENGINE | | REAR AXLE | | SIZE(INCHES) | | | N O T E | PART NUMBER ▲ | ▲ CODE P L A I R S T T S |
|-----------------------|--------------|------------------|--------------|-----------------------|-------------------|-------|----------------------------|------|------------------|------------------|------------------|---|
| | MODEL | T Y P E | C Y L. | C.I.D. OR MODEL | M F R. ▲ | MODEL | WHEEL- BASE (INCHES) | YEAR | T Y P E | | | |

NOTE: ▲ REFER TO PAGE 1 OF SECTION 48.1 FOR AN EXPLANATION OF THE CHART AND THE CODES SHOWN.

F350 -- 2/W/D SERIES -- Cont'd.

| | | | | | | | | | | | | | | | | | |
|---|-------------|-------|----------|----------|----------|--------------|--------------|--------------|---------|----------|---------|------------------------------------|-----------------------------------|--------------|--------------|--------|-----|
| 4 | New Process | G | 8 | 351 | D | 70 | 155 | | 2 | 59 1/4 | 3 | 28,30 | D7TZ 4817-BJ | 112 | 176 | | |
| | | | | | | | 155 | | 2 | 60 3/32 | 3 | 31 | D7TZ 4817-CP | 112 | 176 | | |
| | | | | | | | 160 | | 2 | 59 9/16 | 3 | 29 | D7TZ 4817-N | 107 | 114 | | |
| | | | | | | | 160 | | 2 | 59 9/16 | 3 | 28,30 | D7TZ 4817-AZ | 112 | 114 | | |
| | | | | | | | 160 | | 2 | 57 27/32 | 2 1/2 | 31 | D7TZ 4817-AR | 113 | 114 | | |
| | | | | | | | 166 | | 2 | 59 9/16 | 3 | 29 | ★ D7TZ 4817-N r/b D7TZ 4817-AZ | 107 | 114 | | |
| | | | | | | | 166 | | 2 | 59 9/16 | 3 | 28,30 | D7TZ 4817-AZ | 112 | 114 | | |
| | | | | | | | 166 | | 2 | 60 13/32 | 3 | 31 | D7TZ 4817-CR | 112 | 114 | | |
| | | 136 | 78 | 2 | 36 13/32 | 2 1/2 | | D8TZ 4817-U | 127 | 198 | | | | | | | |
| | | 140 | | 2 | 36 13/32 | 2 1/2 | | D8TZ 4817-U | 127 | 198 | | | | | | | |
| | | 155 | | 2 | 60 3/32 | 3 | | D8TZ 4817-AE | 127 | 176 | | | | | | | |
| | | 160 | | 2 | 60 13/32 | 3 | | D8TZ 4817-V | 127 | 197 | | | | | | | |
| | | 166 | 78/ | 2 | 60 13/32 | 3 | | D8TZ 4817-V | 127 | 197 | | | | | | | |
| | | | | G | 8 | 360 | D | 70B | 136,140 | 73/74 | 2 | 35 1/32 | 3 | 6 | D3TZ 4817-BD | 7 | 166 |
| | | | | | | | | | 2 | 35 1/32 | 2 1/2 | 7 | D7TZ 4817-AF | 112 | 166 | | |
| | | | 74 | | | | | | 2 | 58 9/16 | 3 | | D4TZ 4817-UA | 75 | 168 | | |
| | | 75/76 | 2 | | | | | | 53 1/4 | 3 | 20 | D4TZ 4817-BE | 64 | 168 | | | |
| | | | 2 | | | | | | 53 1/4 | 3 | 21 | D4TZ 4817-BE | 64 | 176 | | | |
| | | 73/76 | 2 | | | | | | 59 1/16 | 3 | | ★ D3TZ 4817-BG r/b D7TZ 4817-AT | 7 | 114 | | | |
| | | | 2 | | | | | | 59 1/16 | 3 | | ★ D3TZ 4817-BG r/b D7TZ 4817-AT | 7 | 114 | | | |
| | | 74/76 | 2 | | | | | | 59 1/16 | 3 | | | | | | | |
| | | | G | 8 | 390 | D | 70B | 136,140 | 73/74 | 2 | 35 1/32 | 3 | 6 | D3TZ 4817-BD | 7 | 166 | |
| | | | | | | | | 2 | 59 1/16 | 3 | 6 | ★ D3TZ 4817-BG r/b D7TZ 4817-AT | 7 | 114 | | | |
| | | 74/76 | | | | | | 2 | 35 | 3 | 7 | D4TZ 4817-DA | 75 | 166 | | | |
| | | 74/75 | | | | | | 2 | 58 9/16 | 3 | 20 | D4TZ 4817-UA | 75 | 168 | | | |
| | | 75/76 | | | | | | 2 | 58 9/16 | 3 | 21 | D4TZ 4817-UA | 75 | 176 | | | |
| | | 74/76 | | | | | | 2 | 59 | 3 | 7 | D4TZ 4817-EA | 75 | 114 | | | |
| | | | | | | | | 2 | 59 | 3 | | D4TZ 4817-EA | 75 | 114 | | | |
| | | | | | | | | G | 8 | 400 | D | 70 | 136,140 | 77 | 2 | 35 1/5 | 3 |
| | | | 2 | 35 1/2 | 3 | 28,30 | D7TZ 4817-BA | | | | | | 115 | 166 | | | |
| | | | 2 | 36 11/32 | 3 | 31 | D8TZ 4817-W | | | | | | 126 | 166 | | | |
| | | | 2 | 59 3/16 | 3 | 29 | D7TZ 4817-E | | | | | | 103 | 176 | | | |
| | | | 2 | 59 3/16 | 3 | 28,30 | D7TZ 4817-BH | | | | | | 115 | 176 | | | |
| | | | 2 | 60 1/32 | 3 | 31 | D7TZ 4817-DG | | | | | | 115 | 176 | | | |
| | | | 2 | 59 1/5 | 3 | 29 | D7TZ 4817-G | | | | | | 103 | 114 | | | |
| | | | 2 | 59 1/2 | 3 | 28,30 | D7TZ 4817-BB | | | | | | 115 | 114 | | | |
| | | | 2 | 60 15/64 | 3 | 31 | D7TZ 4817-X | | | | | | 126 | 114 | | | |
| | | | 2 | 59 1/5 | 3 | 29 | D7TZ 4817-G | | | | | | 103 | 114 | | | |
| | | | 2 | 59 1/2 | 3 | 28,30 | D7TZ 4817-BB | | | | | | 115 | 114 | | | |
| | | | 2 | 60 15/64 | 3 | 31 | D7TZ 4817-DH | | | | | | 115 | 114 | | | |
| | 78/ | 2 | 36 11/32 | 3 | | D8TZ 4817-W | 126 | | | | | | 198 | | | | |
| | | 2 | 36 11/32 | 3 | | D8TZ 4817-W | 126 | | | | | | 198 | | | | |
| | | 2 | 60 1/32 | 3 | | D8TZ 4817-AD | 126 | 176 | | | | | | | | | |
| | | 2 | 60 15/64 | 3 | | D8TZ 4817-X | 126 | 197 | | | | | | | | | |
| | | 2 | 60 15/64 | 3 | | D8TZ 4817-X | 126 | 197 | | | | | | | | | |

NOTE 6 - "Before Ser. T00,001"

NOTE 7 - "From Ser. T00,001"

NOTE 20 - "Before Ser. S60,001"

NOTE 21 - "From Ser. S60,001"

NOTE 28 - "From Ser. Y00,001"

NOTE 29 - "Before Ser. Y00,001"

NOTE 30 - "Before Ser. Z00,001"

NOTE 31 - "From Ser. Z00,001"

1973/79
TRUCK SERIES 100/500

4816-7 SHAFT ASSY. (COUPLING) cont'd.

APPLICATION CHART

| TRANSMISSION | ENGINE | | | REAR AXLE | | SIZE(INCHES) | | | | | PART NUMBER ▲ | ▲ CODE PL 4831 AI RS TT S |
|--------------|--------|------------------|--------------|-----------------------|-------------------|--------------|----------------------------|------|------------------|---|------------------|--|
| | MODEL | T Y P E | C Y L. | C.I.D. OR MODEL | M F R. ▲ | MODEL | WHEEL- BASE (INCHES) | YEAR | T Y P E | A | | |

NOTE: ▲ REFER TO PAGE 1 OF SECTION 48.1 FOR AN EXPLANATION OF THE CHART AND THE CODES SHOWN.

F350 -- 2/W/D SERIES -- Cont'd

| | | | | | | | | | | | | | | | |
|-----|-------------|-----|----------|----------|---------|--------------|--------------|----------|----------|----------|---------------------------------|----------------------------------|-----------------------------------|-----|-----|
| 4 | Warner T-18 | G | 6 | 300 | D | 70B | 136 | 73/74 | 2 | 35 1/32 | 3 | 6 | D3TZ 4817-BD | 7 | 166 |
| | | | | | | | 160 | | 2 | 59 1/16 | 3 | 6 | ★ D3TZ 4817-BG r/bD7TZ 4817-AT | 7 | 114 |
| | | | | | | | 136 | 74/77 | 2 | 35 1/32 | 2 1/2 | 7,30 | D7TZ 4817-AF | 112 | 166 |
| | | | | | | | 136 | | 2 | 35 7/8 | 2 1/2 | 31 | D7TZ 4817-CH | 112 | 166 |
| | | | | | | | 160 | 74/75 | 2 | 59 1/16 | 2 1/2 | 7 | D4TZ 4817-V | 7 | 114 |
| | | | | | | | 160 | 76/77 | 2 | 59 1/16 | 3 | 29 | D3TZ 4817-BG r/bD7TZ 4817-AT | 7 | 114 |
| | | | | | | | 160 | 77 | 2 | 59 1/16 | 3 | 28,30 | D7TZ 4817-AT | 112 | 114 |
| | | | | | | | 160 | | 2 | 59 29/32 | 3 | 31 | D7TZ 4817-CN | 112 | 114 |
| | | | | | | | 166 | 74/75 | 2 | 59 1/16 | 2 1/2 | | D4TZ 4817-V | 7 | 114 |
| | | | | | | | 166 | 76/77 | 2 | 59 1/16 | 3 | 29 | D3TZ 4817-BG r/bD7TZ 4817-AT | 7 | 114 |
| | | | | | | | 166 | 77 | 2 | 59 1/16 | 3 | 28,30 | D7TZ 4817-AT | 112 | 114 |
| | | | | | | | 166 | | 2 | 59 29/32 | 3 | 31 | D7TZ 4817-CN | 112 | 114 |
| | | | | | | | 136 | 78/ | 2 | 35 7/8 | 2 1/2 | | D8TZ 4817-AZ | 127 | 198 |
| | | | | | | | 160 | | 2 | 59 29/32 | 3 | | D8TZ 4817-BB | 127 | 197 |
| | 166 | | 2 | 59 29/32 | 3 | | D8TZ 4817-BB | 127 | 197 | | | | | | |
| | G | 8 | 351 | D | 70 | 136,140 | 77 | 2 | 35 9/16 | 2 1/2 | 29 | D7TZ 4817-H | 104 | 116 | |
| | | | | | | 136,140 | | 2 | 35 9/16 | 3 | 28,30 | D7TZ 4817-AY | 112 | 116 | |
| | | | | | | 136,140 | | 2 | 36 13/32 | 2 1/2 | 31 | D8TZ 4817-U | 127 | 166 | |
| | | | | | | 155 | | 2 | 59 1/4 | 3 | 29 | D7TZ 4817-P | 107 | 176 | |
| | | | | | | 155 | | 2 | 59 1/4 | 3 | 28,30 | D7TZ 4817-BJ | 112 | 176 | |
| | | | | | | 155 | | 2 | 60 3/32 | 3 | 31 | D7TZ 4817-CP | 112 | 176 | |
| | | | | | | 160 | | 2 | 59 9/16 | 3 | 29 | ★ D7TZ 4817-N r/bD7TZ 4817-AZ | 107 | 114 | |
| | | | | | | 160 | | 2 | 59 9/16 | 3 | 28,30 | D7TZ 4817-AZ | 112 | 114 | |
| | | | | | | 160 | | 2 | 57 27/32 | 2 1/2 | 31 | D7TZ 4817-AR | 113 | 114 | |
| | | | | | | 166 | | 2 | 59 9/16 | 3 | 29 | ★ D7TZ 4817-N r/bD7TZ 4817-AZ | 107 | 114 | |
| | | | | | | 166 | | 2 | 59 9/16 | 3 | 28 | D7TZ 4817-AZ | 112 | 114 | |
| | | | | | | 166 | | 2 | 60 13/32 | 3 | 31 | D7TZ 4817-CR | 112 | 114 | |
| | | | | | | 136 | 78 | 2 | 36 13/32 | 2 1/2 | | D8TZ 4817-U | 127 | 198 | |
| 140 | | | | | | | 2 | 36 13/32 | 2 1/2 | | D8TZ 4817-U | 127 | 198 | | |
| 155 | | 2 | 60 3/32 | 3 | | D8TZ 4817-AE | 127 | 176 | | | | | | | |
| 160 | | 2 | 60 13/32 | 3 | | D8TZ 4817-V | 127 | 197 | | | | | | | |
| 166 | 78/ | 2 | 60 13/32 | 3 | | D8TZ 4817-V | 127 | 197 | | | | | | | |
| G | 8 | 360 | D | 70B | 136 | 73/74 | 2 | 35 1/32 | 3 | 6 | D3TZ 4817-BD | 7 | 166 | | |
| | | | | | 136,140 | 74/76 | 2 | 35 1/32 | 2 1/2 | 7 | D7TZ 4817-AF | 112 | 166 | | |
| | | | | | 155 | 76 | 3 | 53 1/4 | 3 | | D4TZ 4817-BE | 64 | 176 | | |
| | | | | | 160 | 73/76 | 2 | 59 1/16 | 3 | | D3TZ 4817-BG r/bD7TZ 4817-AT | 7 | 114 | | |
| | | | | | 166 | 74/76 | 2 | 59 1/16 | 3 | | D3TZ 4817-BG r/bD7TZ 4817-AT | 7 | 114 | | |

- NOTE 6 - "Before Ser. T00,001"
- NOTE 7 - "From Ser. T00,001"
- NOTE 28 - "From Ser. Y00,001"
- NOTE 29 - "Before Ser. Y00,001"
- NOTE 30 - "Before Ser. Z00,001"
- NOTE 31 - "From Ser. Z00,001"

1973/79 TRUCK SERIES 100/500

4816-7 SHAFT ASSY. (COUPLING) cont'd.

APPLICATION CHART

| S P E E D | TRANSMISSION | | ENGINE | | | REAR AXLE | | SIZE(INCHES) | | | PART NUMBER ▲ | ▲ CODE | |
|-----------------------|--------------|------------------|--------------|-----------------------|-------------------|-----------|----------------------------|--------------|-----------------------|---|------------------|--------|------------------|
| | MODEL | T Y P E | C Y L. | C.I.D. OR MODEL | M F R. ▲ | MODEL | WHEEL- BASE (INCHES) | YEAR | T Y P E ▲ | A | | B | N O T E |

NOTE: ▲ REFER TO PAGE 1 OF SECTION 48.1 FOR AN EXPLANATION OF THE CHART AND THE CODES SHOWN.

F350 -- 2/W/D SERIES -- Cont'd

| | | | | | | | | | | | | | | | | | | | | | |
|-----|-------------|---|----------|----------|-------|--------------|--------------|-------|-----|---------|---|----|------------------|----|-----|--|--|--|--|--|--|
| 4 | Warner T-18 | G | 8 | 390 | D | 70B | 136 | 73/74 | 2 | 35 1/32 | 3 | 6 | D3TZ 4817-BD | 7 | 166 | | | | | | |
| | | | | | | | 160 | | 2 | 59 1/16 | 3 | 6 | D3TZ 4817-BG | 7 | 114 | | | | | | |
| | | | | | | | | | | | | | | | | | | | | | |
| | | | | | | | 136,140 | 74/76 | 2 | 35 | 3 | 7 | r/b D7TZ 4817-AT | | | | | | | | |
| | | | | | | | 155 | 76 | 2 | 58 9/16 | 3 | | D4TZ 4817-DA | 75 | 166 | | | | | | |
| | | | | | | | 160 | 74/76 | 2 | 59 | 3 | 7 | D4TZ 4817-UA | 75 | 176 | | | | | | |
| | | | | | | | 166 | | 2 | 59 | 3 | | D4TZ 4817-EA | 75 | 114 | | | | | | |
| | | | | | | | | | | | | | | | | | | | | | |
| | | | | | | | 136,140 | 77 | 2 | 35 1/5 | 3 | 29 | D4TZ 4817-EA | 75 | 114 | | | | | | |
| | | | | | | | | | | | | | | | | | | | | | |
| | 136,140 | | 2 | 35 1/2 | 3 | 28,30 | D7TZ 4817-F | 103 | 166 | | | | | | | | | | | | |
| | 136,140 | | 2 | 36 11/32 | 3 | 31 | D7TZ 4817-BA | 115 | 166 | | | | | | | | | | | | |
| | 155 | | 2 | 59 3/16 | 3 | 29 | D8TZ 4817-W | 126 | 166 | | | | | | | | | | | | |
| | 155 | | 2 | 59 3/16 | 3 | 28,30 | D7TZ 4817-E | 103 | 176 | | | | | | | | | | | | |
| | 155 | | 2 | 60 1/32 | 3 | 31 | D7TZ 4817-BH | 115 | 176 | | | | | | | | | | | | |
| | 160 | | 2 | 59 1/5 | 3 | 29 | D7TZ 4817-DG | 115 | 176 | | | | | | | | | | | | |
| | 160 | | 2 | 59 1/2 | 3 | 28,30 | D7TZ 4817-G | 103 | 114 | | | | | | | | | | | | |
| | 160 | | 2 | 60 15/64 | 3 | 31 | D7TZ 4817-BB | 115 | 114 | | | | | | | | | | | | |
| | 166 | | 2 | 59 1/5 | 3 | 29 | D7TZ 4817-DH | 115 | 114 | | | | | | | | | | | | |
| | 166 | | 2 | 59 1/2 | 3 | 28,30 | D7TZ 4817-G | 103 | 114 | | | | | | | | | | | | |
| 166 | | 2 | 59 1/2 | 3 | 28,30 | D7TZ 4817-BB | 115 | 114 | | | | | | | | | | | | | |
| 166 | | 2 | 60 15/64 | 3 | 31 | D7TZ 4817-DH | 115 | 114 | | | | | | | | | | | | | |
| 136 | 78/ | 2 | 36 11/32 | 3 | | D8TZ 4817-W | 126 | 198 | | | | | | | | | | | | | |
| 140 | | 2 | 36 11/32 | 3 | | D8TZ 4817-W | 126 | 198 | | | | | | | | | | | | | |
| 155 | | 2 | 60 1/32 | 3 | | D8TZ 4817-AD | 126 | 176 | | | | | | | | | | | | | |
| 160 | | 2 | 60 15/64 | 3 | | D8TZ 4817-X | 126 | 197 | | | | | | | | | | | | | |
| 166 | | 2 | 60 15/64 | 3 | | D8TZ 4817-X | 126 | 197 | | | | | | | | | | | | | |

F350 -- 4/W/D SERIES

| | | | | | | | | | | | | | | | |
|---|-----------------------------------|---|---|---------|---|-----|-----|----|---|----------|---|----|-------------|-----|-----|
| 3 | Ford C6 | G | 8 | 351,400 | D | All | 155 | 79 | 1 | 24 59/64 | 3 | 32 | D9TZ 4817-B | 128 | 192 |
| | | | | | | | 155 | | 1 | 19 3/64 | 3 | 33 | D9TZ 4817-C | 128 | 206 |
| 4 | New Process 435 Warner T-18 | G | 8 | 400 | D | All | 155 | 79 | 1 | 27 59/64 | 3 | | D9TZ 4817-A | 128 | 192 |
| | | | | | | | | | | | | | | | |

- NOTE 6 - "Before Ser. T00,001"
- NOTE 7 - "From Ser. T00,001"
- NOTE 28 - "From Ser. Y00,001"
- NOTE 29 - "Before Ser. Y00,001"
- NOTE 30 - "Before Ser. Z00,001"
- NOTE 31 - "From Ser. Z00,001"
- NOTE 32 - Exc. full time transfer case
- NOTE 33 - Full time transfer case

**1973/79
TRUCK SERIES 100/500**

4816-7 SHAFT ASSY. (COUPLING) cont'd.

APPLICATION CHART

| SPECIFIED | TRANSMISSION | ENGINE | | | REAR AXLE | | WHEEL-BASE (INCHES) | YEAR | SIZE(INCHES) | | N O T E | PART NUMBER ▲ | ▲ CODE | |
|-----------|--------------|------------------|--------------|-----------------------|-------------------|-------|------------------------|------|--------------|---|------------------|------------------|-----------------------|------|
| | MODEL | T Y P E | C Y L. | C.I.D. OR MODEL | M F R. ▲ | MODEL | | | A | B | | | P L A T E | 4831 |

NOTE: ▲ REFER TO PAGE 1 OF SECTION 48.1 FOR AN EXPLANATION OF THE CHART AND THE CODES SHOWN.

F500 SERIES

| | | | | | | | | | | | | | | | |
|---|--------------------|---|------|---------|--------|---------------------|---------|-------|---|----------|-------|----|-----------------|----|-----|
| 4 | New Process 435 | G | 6, 8 | 300,330 | E R | 15201 D100, F106 | 134 | 73/77 | 2 | 34 3/32 | 3 | 1 | ★ C9TZ 4817-BC | 5 | 104 |
| | | | | | | | 134 | | 2 | 36 7/32 | 3 | 2 | ★ C9TZ 4817-BW | 48 | 104 |
| | | | | | | | 158 | | 2 | 59 27/32 | 3 1/2 | 1 | ★ DOHZ 4817-AL | 5 | 26 |
| | | | | | | | 158 | | 2 | 61 13/16 | 4 | 2 | ★ DOHZ 4817-AA | 48 | 26 |
| | | | | | | | 176 | | 2 | 59 27/32 | 3 1/2 | 1 | ★ DOHZ 4817-AL | 5 | 26 |
| 4 | Warner T-19 | G | 8 | 330 | E R | 15201 D100, F106 | 134 | 75/77 | 2 | 33 3/32 | 3 | 12 | ★ D4TA 4817-BUA | 90 | 104 |
| | | | | | | | 134 | | 2 | 35 11/64 | 3 | 2 | ★ C9TZ 4817-BS | 48 | 104 |
| | | | | | | | 158,176 | | 2 | 57 31/32 | 3 1/2 | 12 | ★ D4TA 4817-CHA | 90 | 26 |
| | | | | | | | 158,176 | | 2 | 60 29/32 | 4 | 2 | ★ DOHZ 4817-Y | 48 | 26 |

NOTE 1 - Shaft assy. uses 1410 size joint. For service use 055 size joint.

NOTE 2 - Shaft assy. uses 055 size joint.

NOTE 12 - Shaft assy. incl. 1410 size joint.

1973/79
TRUCK SERIES 100/500

4816-7 SHAFT ASSY. (COUPLING) cont'd.

APPLICATION CHART

| S P E E D | TRANSMISSION MODEL | ENGINE | | | REAR AXLE | | WHEEL- BASE (INCHES) | YEAR | SIZE(INCHES) | | | PART NUMBER ▲ | CODE | |
|-----------------------|-----------------------|------------------|--------------------|-----------------------|-------------------|-------|----------------------------|------|--------------|---|------------------|------------------|---------------------------|---------------|
| | | T Y P E | C Y L. L. | C.I.D. OR MODEL | M F R. ▲ | MODEL | | | A | B | N O T E | | PL AI RS TT S | 4831 PLATE |

NOTE: ▲ REFER TO PAGE 1 OF SECTION 48.1 FOR AN EXPLANATION OF THE CHART AND THE CODES SHOWN.

F500 SERIES — Cont'd

| | | | | | | | | | | | | | | | |
|---|---------------------|---|------|----------|--------|---------------------|---------|-------|---|----------|-------|-------|-----------------|----|-----|
| 5 | Clark 280 Series | G | 6, 8 | 300, 330 | E R | 15201 D100, F106 | 134 | 73/74 | 2 | 31 9/32 | 3 1/2 | 1,10 | D0HZ 4817-DM | 61 | 104 |
| | | | | | | | 134 | | 2 | 31 3/4 | 3 | 2,10 | ★ C9TZ 4817-BU | 48 | 104 |
| | | | | | | | 158 | | 2 | 56 7/8 | 3 1/2 | 1,10 | ★ D0TZ 4817-S | 61 | 26 |
| | | | | | | | 158 | | 2 | 58 | 3 1/2 | 2,10 | ★ C8TZ 4817-GA | 48 | 26 |
| | | | | | | | 176 | | 2 | 56 7/8 | 3 1/2 | 1,10 | ★ D0TZ 4817-S | 61 | 26 |
| | | | | | | | 176 | | 2 | 58 | 3 1/2 | 2,10 | ★ C8TZ 4817-GA | 48 | 26 |
| | | | | | | | 134 | 74/77 | 2 | 29 27/32 | 3 | 11,12 | ★ D4TA 4817-BSA | 90 | 104 |
| | | | | | | | 158,176 | | 2 | 55 23/32 | 3 1/2 | 11,12 | ★ D4TA 4817-CEA | 90 | 26 |
| 5 | New Process 542 | G | 6,8 | 300,330 | E R | 15201 D100,F106 | 134 | 73/74 | 2 | 32 3/4 | 3 1/2 | 1,10 | D3TZ 4817-L | 61 | 104 |
| | | | | | | | 134 | | 2 | 33 31/32 | 3 1/2 | 2,10 | C9TZ 4817-BM | 48 | 104 |
| | | | | | | | 158 | | 2 | 56 7/8 | 3 1/2 | 1,10 | ★ D0TZ 4817-S | 61 | 26 |
| | | | | | | | 158 | | 2 | 59 3/8 | 4 | 2,10 | ★ D3TZ 4817-D | 48 | 26 |
| | | | | | | | 176 | | 2 | 56 7/8 | 3 1/2 | 1,10 | ★ D0TZ 4817-S | 61 | 26 |
| | | | | | | | 176 | | 2 | 59 3/8 | 4 | 2,10 | ★ D0TZ 4817-S | 61 | 26 |
| | | | | | | | 134 | 74/77 | 2 | 31 27/32 | 3 | 11,12 | ★ D4TA 4817-BTA | 90 | 104 |
| | | | | | | | 158,176 | | 2 | 57 23/32 | 3 1/2 | 11,12 | ★ D4TA 4817-CFA | 90 | 26 |

M450/500 SERIES

| | | | | | | | | | | | | | | | | | | | | | | | | |
|---|---------|---|---|---------|---|------|---------|-------|---|--------|---|--|----------------|----|----|-----|--|---|----------|---|--|---------------|----|----|
| 3 | Ford C6 | G | 8 | 360,390 | R | C100 | 125 | 73/74 | 2 | 27 7/8 | 4 | | ★ D3HZ 4817-AA | 74 | 9 | | | | | | | | | |
| | | | | | | | 125,137 | 73/76 | 2 | 27 7/8 | 4 | | ★ D3HZ 4817-AA | 74 | 11 | | | | | | | | | |
| | | | | | | | | | | | | | | | | 158 | | 2 | 51 9/32 | 4 | | ★ D3HZ 4817-Y | 74 | 11 |
| | | | | | | | | | | | | | | | | 178 | | 2 | 58 11/32 | 4 | | ★ D3HZ 4817-Z | 74 | 11 |

P350 SERIES

| | | | | | | | | | | | | | | | |
|---|--------------------|---|---|-----|---|----------|-----|-------|---|---------|---|--|--------------|---|----|
| 3 | Ford C/M | G | 6 | 300 | D | 60 & 70B | 122 | 73/76 | 2 | 20 1/2 | 2 | | D3TZ 4817-AS | 1 | 12 |
| 3 | Warner T87 | G | 6 | 300 | D | 60 & 70B | 122 | 73/75 | 2 | 26 7/16 | 2 | | C7TZ 4817-M | 1 | 12 |
| 4 | New Process 435 | G | 6 | 300 | D | 60 & 70B | 122 | 73/76 | 2 | 23 5/16 | 2 | | D3TZ 4817-BJ | 1 | 12 |

P400 SERIES

| | | | | | | | | | | | | | | | |
|---|--------------------|---|---|-----|---|-----|-----|-------|---|----------|---|--|--------------|---|---|
| 3 | Ford C/M | G | 6 | 300 | D | 70B | 137 | 73/76 | 2 | 30 11/16 | 2 | | C7TZ 4817-BM | 1 | 8 |
| 3 | Warner T87 | G | 6 | 300 | D | 70B | 137 | 73/75 | 2 | 36 19/32 | 2 | | C7TZ 4817-T | 1 | 8 |
| 4 | New Process 435 | G | 6 | 300 | D | 70B | 137 | 73/76 | 2 | 33 15/32 | 2 | | D3TZ 4817-BL | 1 | 8 |

P500 SERIES

| | | | | | | | | | | | | | | | |
|---|--------------------|---|---|-----|---|------|-----|-------|---|----------|-------|--|--------------|----|---|
| 3 | Ford C/M | G | 6 | 300 | R | D100 | 137 | 73/77 | 2 | 30 17/32 | 2 1/2 | | D3TZ 4817-BM | 2 | 8 |
| | | | | | | | 154 | | 2 | 54 | 3 | | D3TZ 4817-BN | 2 | 9 |
| 3 | Warner T87 | G | 6 | 300 | R | D100 | 137 | 73/75 | 2 | 36 13/32 | 2 1/2 | | C9TZ 4817-DF | 25 | 8 |
| | | | | | | | 154 | | 2 | 60 5/16 | 3 | | C9TZ 4817-DJ | 25 | 9 |
| 4 | New Process 435 | G | 6 | 300 | R | D100 | 137 | 73/77 | 2 | 35 13/32 | 3 1/2 | | C5TZ 4817-AP | 25 | 8 |
| | | | | | | | 154 | | 3 | 57 5/16 | 3 | | C8TZ 4817-FL | 25 | 9 |

NOTE 1 - Shaft assy. uses 1410 size joint for service use 055 size joint.

NOTE 2 - Shaft assy. uses 055 size joint.

NOTE 10 - "Before Ser. T20,001"

NOTE 11 - "From Ser. T20,001"

NOTE 12 - Shaft assy. incl. 1410 size joint

1973/79
TRUCK SERIES 100/500

COUPLING SHAFT PARTS LIST

For Model Application refer to Section 48.1, page 1

| QTY. | PART NUMBER | DESCRIPTION | QTY. | PART NUMBER | DESCRIPTION |
|-------------------------|---------------|--|-------------------------|---------------|--|
| PARTS LIST NO. 1 | | | PARTS LIST NO. 5 | | |
| 1 | B6TZ 4635-A | Universal joint | 1 | B6TZ 4635-B | Universal joint |
| 1 | ★ D4TZ 4800-A | Support assy. (center bearing)-1975/ -r/b D8TZ 4800-A (11/77) | 1 | ★ D4TZ 4800-A | Support assy. (center bearing)-1975/ -r/b D8TZ 4800-A (11/77) |
| 1 | ★ B5T 4805-A | Bearing baffle-1973/74-r/b D4TZ 4800-A | 1 | ★ B5T 4805-A | Bearing baffle-1973/74-r/b D4TZ 4800-A |
| 1 | ★ DOTZ 4808-B | Center support-1973/74-r/b D4TZ 4800-A | 1 | ★ DOTZ 4808-B | Center support-1973/74-r/b D4TZ 4800-A |
| 1 | ★ B5T 4818-A | Retainer-1973/74-r/b D4TZ 4800-A | 1 | ★ B5T 4818-A | Retainer-1973/74-r/b D4TZ 4800-A |
| 1 | ★ C9TZ 4826-A | Support sleeve-1973/74-r/b D4TZ 4800-A | 1 | ★ C9TZ 4826-A | Support sleeve-1973/74-r/b D4TZ 4800-A |
| 1 | ★ B5T 4835-A | Support (bearing collar)-1973/74- r/b D4TZ 4800-A | 1 | ★ B5T 4835-A | Support (bearing collar)-1973/74- r/b D4TZ 4800-A |
| 1 | ★ D2TZ 4840-A | Bearing (shaft support)-1973/74- r/b D4TZ 4800-A | 1 | ★ D2TZ 4840-A | Bearing (shaft support)-1973/74- r/b D4TZ 4800-A |
| 1 | B9T 4866-A | Flange yoke | PARTS LIST NO. 6 | | |
| PARTS LIST NO. 2 | | | 1 | C5TZ 4635-C | Universal joint |
| 1 | B5TZ 4635-A | Universal joint | 1 | ★ D4TZ 4800-A | Support assy. (center bearing)-1975/ -r/b D8TZ 4800-A (11/77) |
| 1 | ★ D4TZ 4800-A | Support Assy. (center bearing)-1975/ -r/b D8TZ 4800-A (11/77) | 1 | ★ B5T 4805-A | Bearing baffle-1973/74-r/b D4TZ 4800-A |
| 1 | ★ B5T 4805-A | Bearing baffle-1973/74-r/b D4TZ 4800-A | 1 | ★ DOTZ 4808-B | Center support-1973/74-r/b D4TZ 4800-A |
| 1 | ★ DOTZ 4808-B | Center support-1973/74-r/b D4TZ 4800-A | 1 | ★ B5T 4818-A | Retainer-1973/74-r/b D4TZ 4800-A |
| 1 | ★ B5T 4818-A | Retainer-1973/74-r/b D4TZ 4800-A | 1 | ★ C9TZ 4826-A | Support sleeve-1973/74-r/b D4TZ 4800-A |
| 1 | ★ C9TZ 4826-A | Support sleeve-1973/74-r/b D4TZ 4800-A | 1 | ★ B5T 4835-A | Support (bearing collar)-1973/74- r/b D4TZ 4800-A |
| 1 | ★ B5T 4835-A | Support (bearing collar)-1973/74- r/b D4TZ 4800-A | 1 | ★ D2TZ 4840-A | Bearing (shaft support)-1973/74- r/b D4TZ 4800-A |
| 1 | ★ D2TZ 4840-A | Bearing (shaft support)-1973/74- r/b D4TZ 4800-A | 1 | C5TZ 4841-E | Slip yoke |
| 1 | D3TZ 4866-A | Flange yoke | PARTS LIST NO. 7 | | |
| PARTS LIST NO. 3 | | | 1 | C4SZ 4635-B | Universal joint |
| 1 | B6TZ 4635-A | Universal joint | 1 | ★ D4TZ 4800-A | Support assy. (center bearing)-1975/ -r/b D8TZ 4800-A (11/77) |
| 1 | ★ D4TZ 4800-A | Support assy. (center bearing)-1975/ -r/b D8TZ 4800-A (11/77) | 1 | ★ B5T 4805-A | Bearing baffle-1973/74-r/b D4TZ 4800-A |
| 1 | ★ B5T 4805-A | Bearing baffle-1973/74-r/b D4TZ 4800-A | 1 | ★ DOTZ 4808-B | Center support-1973/74-r/b D4TZ 4800-A |
| 1 | ★ DOTZ 4808-B | Center support-1973/74-r/b D4TZ 4800-A | 1 | ★ B5T 4818-A | Retainer-1973/74-r/b D4TZ 4800-A |
| 1 | ★ B5T 4818-A | Retainer-1973/74-r/b D4TZ 4800-A | 1 | ★ C9TZ 4826-A | Support sleeve-1973/74-r/b D4TZ 4800-A |
| 1 | ★ C9TZ 4826-A | Support sleeve-1973/74-r/b D4TZ 4800-A | 1 | ★ B5T 4835-A | Support (bearing collar)-1973/74- r/b D4TZ 4800-A |
| 1 | ★ B5T 4835-A | Support (bearing collar)-1973/74- r/b D4TZ 4800-A | 1 | ★ D2TZ 4840-A | Bearing (shaft support)-1973/74- r/b D4TZ 4800-A |
| 1 | ★ D2TZ 4840-A | Bearing (shaft support)-1973/74- r/b D4TZ 4800-A | PARTS LIST NO. 8 | | |
| 1 | C5TZ 4841-E | Slip yoke | 1 | C4SZ 4635-B | Universal joint |
| PARTS LIST NO. 4 | | | 1 | ★ D4TZ 4800-A | Support assy. (center bearing)-1975/ -r/b D8TZ 4800-A (11/77) |
| 1 | B6TZ 4635-A | Universal joint | 1 | ★ B5T 4805-A | Bearing baffle-1973/74-r/b D4TZ 4800-A |
| 1 | ★ D4TZ 4800-A | Support assy. (center bearing)-1975/ -r/b D8TZ 4800-A (11/77) | 1 | ★ DOTZ 4808-B | Center support-1973/74-r/b D4TZ 4800-A |
| 1 | ★ B5T 4805-A | Bearing baffle-1973/74-r/b D4TZ 4800-A | 1 | ★ B5T 4818-A | Retainer-1973/74-r/b D4TZ 4800-A |
| 1 | ★ DOTZ 4808-B | Center support-1973/74-r/b D4TZ 4800-A | 1 | DOTZ 4826-A | Support sleeve |
| 1 | ★ B5T 4818-A | Retainer-1973/74-r/b D4TZ 4800-A | 1 | ★ B5T 4835-A | Support (bearing collar)-1973/74- r/b D4TZ 4800-A |
| 1 | DOTZ 4826-A | Support sleeve | 1 | ★ D2TZ 4840-A | Bearing (shaft support)-1973/74- r/b D4TZ 4800-A |
| 1 | ★ B5T 4835-A | Support (bearing collar)-1973/74- r/b D4TZ 4800-A | 1 | D3TZ 4841-C | Slip yoke |
| 1 | ★ D2TZ 4840-A | Bearing (shaft support)-1973/74- r/b D4TZ 4800-A | | | |
| 1 | D3TZ 4841-D | Slip yoke | | | |

1973/79
TRUCK SERIES 100/500

COUPLING SHAFT PARTS LIST cont'd.

For Model Application refer to Section 48.1, page 1

| QTY. | PART NUMBER | DESCRIPTION | QTY. | PART NUMBER | DESCRIPTION |
|--------------------------|---------------|--|--|---------------|--|
| PARTS LIST NO. 9 | | | PARTS LIST NO. 48 | | |
| 1 | B6TZ 4635-A | Universal joint | 1 | C5TZ 4635-G | Universal joint |
| 1 | ★ D4TZ 4800-A | Support assy. (center bearing)-1975/ -r/b D8TZ 4800-A (11/77) | 1 | C5TZ 4805-A | Bearing baffle |
| 2 | ★ B5T 4805-A | Bearing baffle-1973/74-r/b D4TZ 4800-A | 1 | D0TZ 4808-A | Center support |
| 1 | ★ D0TZ 4808-B | Center support-1973/74-r/b D4TZ 4800-A | 1 | D0TZ 4840-A | Bearing (shaft support) |
| 1 | D3TZ 4826-A | Support sleeve | PARTS LIST NO. 54 | | |
| 1 | D3TZ 4831-B | Bearing bracket spacer (top) | 1 | ★ B6TZ 4635-A | Universal joint |
| 1 | ★ D3TZ 4831-C | Bearing bracket spacer (bottom)-Improvise | 1 | ★ D4TZ 4800-A | Support assy. (center bearing)-1975/ -r/b D8TZ 4800-A (11/77) |
| 1 | ★ D2TZ 4840-A | Bearing (shaft support)-1973/74- r/b D4TZ 4800-A | 1 | ★ B5T 4805-A | Bearing baffle-1973/74-r/b D4TZ 4800-A |
| 1 | C6TZ 4865-A | Flange (rear universal joint) | 1 | ★ D0TZ 4808-B | Center support-1973/74-r/b D4TZ 4800-A |
| PARTS LIST NO. 17 | | | 1 | ★ B5T 4818-A | Retainer-1973/74-r/b D4TZ 4800-A |
| 1 | B6TZ 4635-A | Universal joint | 1 | ★ C9TZ 4826-A | Support sleeve-1973/74-r/b D4TZ 4800-A |
| 1 | ★ D4TZ 4800-A | Support Assy. (center bearing)-1975/ -r/b D8TZ 4800-A (11/77) | 1 | ★ D2TZ 4840-A | Bearing (shaft support)-1973/74- r/b D4TZ 4800-A |
| 1 | ★ B5T 4805-A | Bearing baffle-1973/74-r/b D4TZ 4800-A | 1 | C6TZ 4865-A | Flange (rear universal joint) |
| 1 | ★ D0TZ 4808-B | Center support-1973/74-r/b D4TZ 4800-A | PARTS LIST NO. 56 | | |
| 1 | ★ B5T 4818-A | Retainer-1973/74-r/b D4TZ 4800-A | 1 | C5TZ 4635-F | Universal joint (Front) |
| 1 | ★ C9TZ 4826-A | Support sleeve-1973/74-r/b D4TZ 4800-A | 1 | B6TZ 4635-A | Universal joint (rear) |
| 1 | ★ B5T 4835-A | Support (bearing collar)-1973/74- r/b D4TZ 4800-A | 1 | C5TZ 4841-F | Slip yoke |
| 1 | ★ D2TZ 4840-A | Bearing (shaft support)-1973/74- r/b D4TZ 4800-A | PARTS LIST NO. 61 | | |
| PARTS LIST NO. 18 | | | % Also serviced in D2TZ 4840-B Bearing Kit | | |
| 1 | C5TZ 4635-C | Universal joint | 1 | B6TZ 4635-A | Universal joint |
| 1 | ★ D4TZ 4800-A | Support assy. (center bearing)-1975/ -r/b D8TZ 4800-A (11/77) | 1 | D4TZ 4800-C | Support assy. (center bearing)-1975/ -r/b D8TZ 4800-A (11/77) |
| 1 | ★ B5T 4805-A | Bearing baffle-1973/74-r/b D4TZ 4800-A | 1 | ★ B5Q 4805-B | Bearing baffle-1973/74-r/b D4TZ 4800-C |
| 1 | ★ D0TZ 4808-B | Center support-1973/74-r/b D4TZ 4800-A | 1 | % C1TZ 4808-A | Center support-1973/74 |
| 1 | ★ B5T 4818-A | Retainer-1973/74-r/b D4TZ 4800-A | 1 | ★ B5QH 4818-B | Retainer-1973/74- r/b D4TZ 4800-C |
| 1 | ★ C9TZ 4826-A | Support sleeve-1973/74-r/b D4TZ 4800-A | 1 | ★ B5QH 4826-B | Support sleeve-1973/74 r/b D4TZ 4800-C |
| 1 | ★ D2TZ 4840-A | Bearing (shaft support)-1973/74- r/b D4TZ 4800-A | 1 | ★ C1TT 4835-A | Support (bearing collar)-1973/74- r/b D4TZ 4800-C |
| PARTS LIST NO. 19 | | | 1 | ★ B5TZ 4840-B | Bearing (shaft support)- # 88508 -r/b D4TZ 4800-C |
| 1 | B6TZ 4635-A | Universal joint | PARTS LIST NO. 64 | | |
| 1 | ★ D4TZ 4800-A | Support Assy. (center bearing)-1975/ -r/b D8TZ 4800-A (11/77) | 1 | C4SZ 4635-B | Universal joint |
| 1 | ★ B5T 4805-A | Bearing baffle-1973/74-r/b D4TZ 4800-A | 1 | ★ D4TZ 4800-A | Support Assy. (center bearing)-1975/ -r/b D8TZ 4800-A (11/77) |
| 1 | ★ D0TZ 4808-B | Center support-1973/74-r/b D4TZ 4800-A | 1 | ★ B5T 4805-A | Bearing baffle-1973/74-r/b D4TZ 4800-A |
| 1 | ★ B5T 4818-A | Retainer-1973/74-r/b D4TZ 4800-A | 1 | ★ D0TZ 4808-B | Center support-1973/74-r/b D4TZ/4800-A |
| 1 | ★ C9TZ 4826-A | Support sleeve-1973/74-r/b D4TZ 4800-A | 1 | ★ B5T 4818-A | Retainer-1973/74-r/b D4TZ 4800-A |
| 1 | ★ B5T 4835-A | Support (bearing collar)-1973/74- r/b D4TZ 4800-A | 1 | D0TZ 4826-A | Support sleeve |
| 1 | ★ D2TZ 4840-A | Bearing (shaft support)-1973/74- r/b D4TZ 4800-A | 1 | ★ B5T 4835-A | Support (bearing collar)-1973/74- r/b D4TZ 4800-A |
| PARTS LIST NO. 25 | | | 1 | ★ D2TZ 4840-A | Bearing (shaft support)-1973/74- r/b D4TZ 4800-A |
| 1 | B5TZ 4635-A | Universal joint | PARTS LIST NO. 65 | | |
| 1 | ★ D4TZ 4800-A | Support assy. (center bearing)-1975/ -r/b D8TZ 4800-A (11/77) | 1 | C5TZ 4635-F | Universal joint |
| 1 | ★ B5T 4805-A | Bearing baffle-1973/74-r/b D4TZ 4800-A | 1 | B6TZ 4635-A | Universal joint |
| 1 | ★ D0TZ 4808-B | Center support-1973/74-r/b D4TZ 4800-A | 1 | B5T 4637-A | Washer |
| 1 | ★ B5T 4818-A | Retainer-1973/74-r/b D4TZ 4800-A | 1 | ★ D4TZ 4800-A | Support assy. (center bearing)-1975/ -r/b D8TZ 4800-A (11/77) |
| 1 | ★ C9TZ 4826-A | Support sleeve-1973/74-1973/74-r/b D4TZ 4800-A | 2 | ★ B5T 4805-A | Bearing baffle-1973/74-r/b D4TZ 4800-A |
| 1 | ★ B5T 4835-A | Support (bearing collar)-1973/74- r/b D4TZ 4800-A | 1 | ★ D0TZ 4808-B | Center support-1973/74-r/b D4TZ 4800-A |
| 1 | ★ D2TZ 4840-A | Bearing (shaft support)-1973/74- r/b D4TZ 4800-A | 1 | ★ C9TZ 4826-A | Support sleeve-1973/74-r/b D4TZ 4800-A |
| 1 | 01T 4866 | Flange yoke (front) | 1 | ★ D2TZ 4840-A | Bearing (shaft support)-1973/74- r/b D4TZ 4800-A |
| | | | 1 | C6TZ 4865-A | Flange (rear universal joint) |

1973/79
TRUCK SERIES 100/500

| QTY. | PART NUMBER | DESCRIPTION | QTY. | PART NUMBER | DESCRIPTION |
|------|-------------|-------------|------|-------------|-------------|
|------|-------------|-------------|------|-------------|-------------|

COUPLING SHAFT PARTS LIST cont'd.

For Model Application refer to Section 48.1, page 1

NOTE 2 - Coupling shaft requires one of the two bearing baffles - (discard one only)

NOTE 3 - Coupling shaft requires the support bearing collar only - (discard the two bearing baffles)

| QTY. | PART NUMBER | DESCRIPTION | QTY. | PART NUMBER | DESCRIPTION |
|-------------------|---------------|--|--------------------|---------------|--|
| PARTS LIST NO. 67 | | | | | |
| 1 | B5TZ 4635-A | Universal joint | 1 | C4SZ 4635-B | Universal joint |
| 1 | ★ D4TZ 4800-A | Support assy. (center bearing)-1975/ -r/b D8TZ 4800-A (11/77) | 1 | ★ D4TZ 4800-A | Support assy. (center bearing) -r/b D8TZ 4800-A (11/77) |
| 1 | ★ B5T 4805-A | Bearing baffle-1973/74-r/b D4TZ 4800-A | 1 | D3TZ 4841-C | Slip yoke |
| 1 | ★ D0TZ 4808-B | Center support-1973/74-r/b D4TZ 4800-A | PARTS LIST NO. 87 | | |
| 1 | ★ B5T 4818-A | Retainer-1973/74-r/b D4TZ 4800-A | 1 | B6TZ 4635-A | Universal joint |
| 1 | ★ B5T 4835-A | Support (bearing collar)-1973/74- r/b D4TZ 4800-A | 1 | ★ D4TZ 4800-A | Support assy. (center bearing) -r/b D8TZ 4800-A (11/77) |
| 1 | ★ D2TZ 4840-A | Bearing (shaft support)-1973/74- r/b D4TZ 4800-A | 1 | D3TZ 4841-D | Slip yoke |
| 1 | D3TZ 4841-G | Slip yoke | PARTS LIST NO. 88 | | |
| PARTS LIST NO. 74 | | | | | |
| 1 | B6TZ 4635-B | Universal joint | 1 | B6TZ 4635-A | Universal joint |
| PARTS LIST NO. 75 | | | | | |
| 1 | B5TZ 4635-A | Universal joint | 1 | ★ D4TZ 4800-A | Support assy. (center bearing) -r/b D8TZ 4800-A (11/77) |
| 1 | ★ D4TZ 4800-A | Support assy. (center bearing) -r/b D8TZ 4800-A (11/77) | 1 | D4TZ 4805-A | Bearing baffle - also serviced in 4800 assy. |
| PARTS LIST NO. 76 | | | | | |
| 1 | C5TZ 4635-F | Universal joint | 1 | D4HZ 4805-B | Bearing baffle (collar)-also serviced in 4800 assy. |
| 1 | ★ D4TZ 4800-A | Support assy. (center bearing) -r/b D8TZ 4800-A (11/77) | PARTS LIST NO. 89 | | |
| 1 | C5TZ 4841-F | Slip yoke | 1 | B6TZ 4635-A | Universal joint |
| PARTS LIST NO. 79 | | | | | |
| 1 | B6TZ 4635-B | Universal Joint | 1 | D5UZ 4800-A | Support assy. (center bearing) |
| 1 | D4TZ 4800-C | Support Assy. (Center Bearing) | 1 | C5TZ 4841-E | Slip yoke |
| 1 | D4HZ 4805-A | Bearing Baffle | PARTS LIST NO. 90 | | |
| 1 | D4HZ 4805-B | Bearing Baffle collar | 1 | B6TZ 4635-B | Universal joint |
| PARTS LIST NO. 82 | | | | | |
| 1 | B6TZ 4635-A | Universal joint | 1 | D5TZ 4800-A | Support assy. (center bearing)-NOTE 2 |
| 1 | ★ D4TZ 4800-A | Support assy. (center bearing) -r/b D8TZ 4800-A (11/77) | 1 | D4HZ 4805-A | Bearing baffle - also serviced in 4800 assy. |
| 1 | D0TZ 4826-A | Support sleeve | 1 | D4HZ 4805-B | Bearing baffle (collar)-also serviced in 4800 assy. |
| 1 | D3TZ 4841-D | Slip yoke | PARTS LIST NO. 91 | | |
| PARTS LIST NO. 83 | | | | | |
| 1 | C4SZ 4635-B | Universal joint | 1 | B5TZ 4635-A | Universal joint |
| 1 | ★ D4TZ 4800-A | Support assy. (center bearing) -r/b D8TZ 4800-A (11/77) | 1 | D5TZ 4800-A | Support assy. (center bearing)-NOTE 3 |
| 1 | D0TZ 4826-A | Support sleeve | 1 | D4HZ 4805-B | Bearing baffle collar-also serviced in 4800 assy. |
| 1 | D3TZ 4841-C | Slip yoke | 1 | D3TZ 4841-G | Slip yoke |
| PARTS LIST NO. 84 | | | | | |
| 1 | C5TZ 4635-F | Universal joint | PARTS LIST NO. 92 | | |
| 1 | ★ D4TZ 4800-A | Support assy. (center bearing) -r/b D8TZ 4800-A (11/77) | 1 | B6TZ 4635-A | Universal joint |
| 1 | D0TZ 4826-A | Support sleeve | 1 | D5UZ 4800-A | Support assy. (center bearing) |
| PARTS LIST NO. 85 | | | | | |
| 1 | B6TZ 4635-A | Universal joint | PARTS LIST NO. 100 | | |
| 1 | D5UZ 4800-A | Support assy. (center bearing) | 1 | ★ D4TZ 4800-A | Support assy. (center bearing) -r/b D8TZ 4800-A (11/77) |
| 1 | D3TZ 4841-D | Slip yoke | PARTS LIST NO. 101 | | |
| PARTS LIST NO. 86 | | | | | |
| 1 | C4SZ 4635-B | Universal joint | 1 | B6TZ 4635-A | Universal joint |
| 1 | D5UZ 4800-A | Support assy. (center bearing) | 1 | ★ D4TZ 4800-A | Support assy. (center bearing) -r/b D8TZ 4800-A (11/77) |
| 1 | D3TZ 4841-C | Slip yoke | 1 | D0TZ 4826-A | Support sleeve |
| PARTS LIST NO. 87 | | | | | |
| 1 | C4SZ 4635-B | Universal joint | PARTS LIST NO. 102 | | |
| 1 | D5UZ 4800-A | Support assy. (center bearing) | 2 | C4SZ 4635-B | Universal joint |
| 1 | D3TZ 4841-C | Slip Yoke | 1 | C8TZ 4841-A | Slip yoke |
| PARTS LIST NO. 88 | | | | | |
| 1 | C4SZ 4635-B | Universal joint | PARTS LIST NO. 103 | | |
| 1 | ★ D7TZ 4800-A | Support assy. (center bearing) -r/b D8TZ 4800-A (6/78) | 1 | B5TZ 4635-A | Universal joint |
| 1 | D3TZ 4841-C | Slip Yoke | 1 | D5UZ 4800-A | Support assy. (center bearing) |
| PARTS LIST NO. 89 | | | | | |
| 1 | D3TZ 4841-C | Slip Yoke | PARTS LIST NO. 104 | | |

1973/79
TRUCK SERIES 100/500

COUPLING SHAFT PARTS LIST cont'd.

For Model Application refer to Section 48.1, page 1

NOTE 2 - Coupling shaft requires one of the two bearing baffles - (discard one only)

NOTE 3 - Coupling shaft requires the support bearing collar only - (discard the two bearing baffles)

| QTY. | PART NUMBER | DESCRIPTION | QTY. | PART NUMBER | DESCRIPTION |
|--------------------|---------------|---|--------------------|-------------|--------------------------------|
| PARTS LIST NO. 110 | | | PARTS LIST NO. 121 | | |
| 1 | B6TZ 4635-A | Universal joint | 1 | B6TZ 4635-A | Universal joint |
| 1 | ★ D7TZ 4800-A | Support assy. (center bearing) -r/b D8TZ 4800-A (6/78) | 1 | D3TZ 4841-D | Slip yoke |
| 1 | D3TZ 4841-D | Slip Yoke | 1 | D8TZ 4800-A | Support assy. (center bearing) |
| PARTS LIST NO. 111 | | | PARTS LIST NO. 122 | | |
| 1 | C5TZ 4635-A | Universal joint | 1 | C4SZ 4635-B | Universal joint |
| 1 | ★ D7TZ 4800-A | Support assy. (center bearing) -r/b D8TZ 4800-A (6/78) | 1 | D3TZ 4841-C | Slip yoke |
| 1 | C5TZ 4841-E | Slip Yoke | 1 | D8TZ 4800-A | Support assy. (center bearing) |
| PARTS LIST NO. 112 | | | PARTS LIST NO. 123 | | |
| 1 | C4SZ 4635-B | Universal joint | 1 | B6TZ 4635-A | Universal joint |
| 1 | ★ D7TZ 4800-A | Support assy. (center bearing) -r/b D8TZ 4800-A (6/78) | 1 | D8TZ 4800-A | Support assy. (center bearing) |
| PARTS LIST NO. 113 | | | PARTS LIST NO. 124 | | |
| 1 | B6TZ 4635-A | Universal joint | 1 | B6TZ 4635-A | Universal joint |
| 1 | ★ D7TZ 4800-A | Support assy. (center bearing) -r/b D8TZ 4800-A (6/78) | 1 | B5T 4637-A | Washer |
| PARTS LIST NO. 114 | | | 1 | D3TZ 4841-D | Slip yoke |
| 1 | B6TZ 4635-A | Universal joint | 1 | C6TZ 4865-A | Flange (rear universal joint) |
| 1 | ★ D7TZ 4800-A | Support assy. (center bearing) -r/b D8TZ 4800-A (6/78) | 1 | D8TZ 4800-A | Support assy. (center bearing) |
| PARTS LIST NO. 115 | | | PARTS LIST NO. 125 | | |
| 1 | B6TZ 4635-A | Universal joint | 1 | C4SZ 4635-B | Universal joint |
| 1 | ★ D7TZ 4800-A | Support assy. (center bearing) -r/b D8TZ 4800-A (6/78) | 1 | B5T 4637-A | Washer |
| 1 | C5TZ 4841-E | Slip Yoke | 1 | D8TZ 4800-A | Support assy. (center bearing) |
| PARTS LIST NO. 116 | | | 1 | D3TZ 4841-C | Slip yoke |
| 1 | B5TZ 4635-A | Universal joint | 1 | D7TZ 4865-A | Flange (rear universal joint) |
| 1 | ★ D7TZ 4800-A | Support assy. (center bearing) -r/b D8TZ 4800-A (6/78) | PARTS LIST NO. 126 | | |
| PARTS LIST NO. 117 | | | 1 | B5TZ 4635-A | Universal joint |
| 1 | B6TZ 4635-A | Universal joint | 1 | D8TZ 4800-A | Support assy. (center bearing) |
| 1 | B5T 4637-A | Washer | PARTS LIST NO. 127 | | |
| 1 | ★ D7TZ 4800-A | Support assy. (center bearing) -r/b D8TZ 4800-A (6/78) | 1 | C4SZ 4635-B | Universal joint |
| 1 | D3TZ 4841-D | Slip Yoke | 1 | D8TZ 4800-A | Support assy. (center bearing) |
| 1 | C6TZ 4865-A | Flange (rear universal joint) | 1 | B5T 4637-A | Washer |
| PARTS LIST NO. 118 | | | 1 | D8TZ 4800-A | Support assy. (center bearing) |
| 1 | C4SZ 4635-B | Universal joint | 1 | D7TZ 4865-A | Flange (rear universal joint) |
| 1 | B5T 4637-A | Washer | PARTS LIST NO. 128 | | |
| 1 | ★ D7TZ 4800-A | Support assy. (center bearing) -r/b D8TZ 4800-A (6/78) | 1 | C4SZ 4635-B | Universal joint |
| 1 | D3TZ 4841-C | Slip Yoke | 1 | B5T 4637-A | Washer |
| 1 | D7TZ 4865-A | Flange (universal joint) | 1 | D8TZ 4800-A | Support assy. (center bearing) |
| PARTS LIST NO. 119 | | | 1 | D8TZ 4800-A | Support assy. (center bearing) |
| 1 | C4SZ 4635-B | Universal joint | 1 | D9TZ 4841-C | Slip yoke |
| 1 | B5T 4637-A | Washer | PARTS LIST NO. 129 | | |
| 1 | ★ D7TZ 4800-A | Support assy. (center bearing) -r/b D8TZ 4800-A (6/78) | 1 | C4SZ 4635-B | Universal joint |
| 1 | D3TZ 4841-C | Slip Yoke | 1 | D8TZ 4800-A | Support assy. (center bearing) |
| 1 | D7TZ 4865-A | Flange (universal joint) | 1 | D9TZ 4841-C | Slip yoke |
| PARTS LIST NO. 120 | | | PARTS LIST NO. 130 | | |
| 1 | C4SZ 4635-B | Universal joint | 1 | C4SZ 4635-B | Universal joint |
| 1 | B5T 4637-A | Washer | 1 | D9TZ 4800-A | Support assy. (center bearing) |
| 1 | ★ D7TZ 4800-A | Support assy. (center bearing) -r/b D8TZ 4800-A (6/78) | 1 | D9TZ 4841-C | Slip yoke |
| 1 | D7TZ 4865-A | Flange (universal joint) | PARTS LIST NO. 131 | | |
| PARTS LIST NO. 121 | | | 1 | C4SZ 4635-B | Universal joint |
| 1 | B6TZ 4635-A | Universal joint | 1 | D9TZ 4800-A | Support assy. (center bearing) |
| 1 | C5TZ 4841-E | Slip yoke | 1 | D3TZ 4841-C | Slip yoke |
| 1 | D8TZ 4800-A | Support assy. (center bearing) | PARTS LIST NO. 132 | | |
| PARTS LIST NO. 122 | | | 1 | C4SZ 4635-B | Universal joint |
| 1 | B6TZ 4635-A | Universal joint | 1 | B5T 4637-A | Washer |
| 1 | C5TZ 4841-E | Slip yoke | 1 | D9TZ 4800-A | Support assy. (center bearing) |
| 1 | D8TZ 4800-A | Support assy. (center bearing) | 1 | D3TZ 4841-C | Slip yoke |
| PARTS LIST NO. 123 | | | 1 | D9TZ 4865-A | Flange (rear universal joint) |
| 1 | B6TZ 4635-A | Universal joint | PARTS LIST NO. 133 | | |
| 1 | D8TZ 4800-A | Support assy. (center bearing) | PARTS LIST NO. 134 | | |
| PARTS LIST NO. 124 | | | PARTS LIST NO. 135 | | |
| 1 | B6TZ 4635-A | Universal joint | PARTS LIST NO. 136 | | |
| 1 | B5T 4637-A | Washer | PARTS LIST NO. 137 | | |
| 1 | D3TZ 4841-D | Slip yoke | PARTS LIST NO. 138 | | |
| 1 | C6TZ 4865-A | Flange (rear universal joint) | PARTS LIST NO. 139 | | |
| 1 | D8TZ 4800-A | Support assy. (center bearing) | PARTS LIST NO. 140 | | |
| 1 | D7TZ 4865-A | Flange (rear universal joint) | PARTS LIST NO. 141 | | |
| PARTS LIST NO. 125 | | | PARTS LIST NO. 142 | | |
| 1 | C4SZ 4635-B | Universal joint | PARTS LIST NO. 143 | | |
| 1 | B5T 4637-A | Washer | PARTS LIST NO. 144 | | |
| 1 | D8TZ 4800-A | Support assy. (center bearing) | PARTS LIST NO. 145 | | |
| 1 | D3TZ 4841-C | Slip yoke | PARTS LIST NO. 146 | | |
| 1 | D7TZ 4865-A | Flange (rear universal joint) | PARTS LIST NO. 147 | | |
| PARTS LIST NO. 126 | | | PARTS LIST NO. 148 | | |
| 1 | B5TZ 4635-A | Universal joint | PARTS LIST NO. 149 | | |
| 1 | ★ D7TZ 4800-A | Support assy. (center bearing) -r/b D8TZ 4800-A (6/78) | PARTS LIST NO. 150 | | |
| PARTS LIST NO. 127 | | | PARTS LIST NO. 151 | | |
| 1 | C4SZ 4635-B | Universal joint | PARTS LIST NO. 152 | | |
| 1 | D8TZ 4800-A | Support assy. (center bearing) | PARTS LIST NO. 153 | | |
| PARTS LIST NO. 128 | | | PARTS LIST NO. 154 | | |
| 1 | C4SZ 4635-B | Universal joint | PARTS LIST NO. 155 | | |
| 1 | B5T 4637-A | Washer | PARTS LIST NO. 156 | | |
| 1 | D8TZ 4800-A | Support assy. (center bearing) | PARTS LIST NO. 157 | | |
| 1 | D7TZ 4865-A | Flange (rear universal joint) | PARTS LIST NO. 158 | | |
| PARTS LIST NO. 129 | | | PARTS LIST NO. 159 | | |
| 1 | C4SZ 4635-B | Universal joint | PARTS LIST NO. 160 | | |
| 1 | D8TZ 4800-A | Support assy. (center bearing) | PARTS LIST NO. 161 | | |
| 1 | D9TZ 4841-C | Slip yoke | PARTS LIST NO. 162 | | |
| PARTS LIST NO. 130 | | | PARTS LIST NO. 163 | | |
| 1 | C4SZ 4635-B | Universal joint | PARTS LIST NO. 164 | | |
| 1 | D9TZ 4800-A | Support assy. (center bearing) | PARTS LIST NO. 165 | | |
| 1 | D9TZ 4841-C | Slip yoke | PARTS LIST NO. 166 | | |
| PARTS LIST NO. 131 | | | PARTS LIST NO. 167 | | |
| 1 | C4SZ 4635-B | Universal joint | PARTS LIST NO. 168 | | |
| 1 | D9TZ 4800-A | Support assy. (center bearing) | PARTS LIST NO. 169 | | |
| 1 | D3TZ 4841-C | Slip yoke | PARTS LIST NO. 170 | | |
| PARTS LIST NO. 132 | | | PARTS LIST NO. 171 | | |
| 1 | C4SZ 4635-B | Universal joint | PARTS LIST NO. 172 | | |
| 1 | B5T 4637-A | Washer | PARTS LIST NO. 173 | | |
| 1 | D9TZ 4800-A | Support assy. (center bearing) | PARTS LIST NO. 174 | | |
| 1 | D3TZ 4841-C | Slip yoke | PARTS LIST NO. 175 | | |
| 1 | D9TZ 4865-A | Flange (rear universal joint) | PARTS LIST NO. 176 | | |

| YEAR | MODEL/RESTRICTIONS | PART NUMBER | DESCRIPTION | QTY. |
|--------|--|--------------|-------------|------|
| 5B000 | CROSS MEMBER (FRAME TO RADIATOR SUPPORT)—Also refer to group 8A339 | | | |
| 73 | B-F500 | C7TZ 5B000-B | | 1 |
| 5001-2 | Refer to group 5A118 | | | |
| 5B001 | REINFORCEMENT (FRAME TO RADIATOR SUPPORT)—Improvise | | | |
| 5005-6 | FRAME ASSY. | | | |

HOW TO FIND FRAME NUMBERS

1. USE FRAME MODEL APPLICATION CHART

Truck models are listed alphabetically beginning on page 3. Use the side rail type (see illustrations on page 2) and "Remarks" to select a frame for the wheelbase desired. Read all explanatory notes carefully as frame modification may be necessary.

2. USE MEASUREMENTS AND PIERCED HOLE

- a. Determine the Side Rail Type (see illustration on page 2).
- b. Locate side rail pierced hole to determine Steel Type.
- c. Measure dimensions A to H and refer to Identification Chart on page 3 to determine frame section modulus ●.
- d. Refer to Model Application Chart beginning on page 3 to locate frame required. Explanatory notes will advise if further modification is necessary.

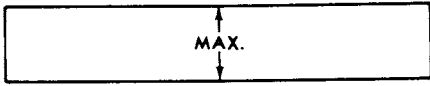
3. USE SECTION MODULUS ●

- a. Frames can be identified by the section modulus and P.S.I. which are shown in the Truck Data Book.
- b. Because of service substitutions, the section modulus of the service frame may be higher than that of the original frame.
- c. Section modulus is also shown in the Model Application Chart beginning on page 3 to aid in frame selection.

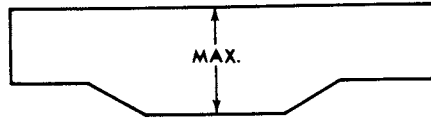
● "Frame section modulus" is the engineering term that indicates, for comparative purposes, the relative of two or more frames of the same supported length, shape and material. All other things being equal, the frame with the largest section modulus will have the greatest strength and stiffness, i.e., the ability to more effectively resist sagging under full loads. It takes into account frame depth, flange width and material thickness. "P.S.I." designates pounds of yield strength per square inch.

SIDE RAIL TYPES

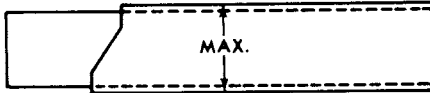
SIDE VIEWS




STRAIGHT



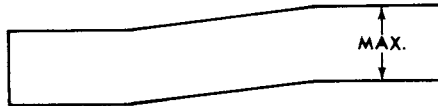
VARIABLE



REINFORCED

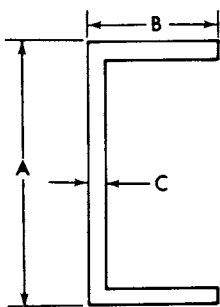


KICK UP

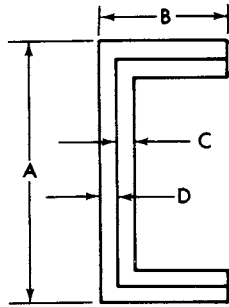


DROP

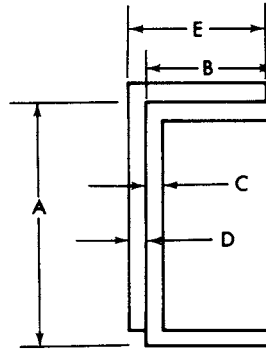
END VIEWS



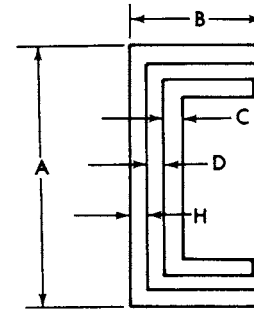
TYPE 1
(SINGLE CHANNEL)



TYPE 2
(SINGLE CHANNEL WITH
INNER REINFORCEMENT)




TYPE 3
(SINGLE CHANNEL WITH
INVERTED "L"
REINFORCEMENT)



TYPE 6
(SINGLE CHANNEL WITH
INNER & OUTER
REINFORCEMENTS)

STEEL TYPES

PIERCED HOLES IN SIDE RAIL FOR TENSILE STRENGTH IDENTIFICATION



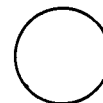
A

36,000LBS. PER SQ. IN.
YIELD STRENGTH



B

50,000 LBS. PER SQ. IN.
YIELD STRENGTH



C

110,000 LBS. PER SQ. IN.
YIELD STRENGTH

P-10151

1973/79
 TRUCK SERIES 100/500

FRAME SIDE RAIL IDENTIFICATION CHART

| TYPE | A | B | C | D | E | F | G | H | SECTION | P.S.I. | REMARKS |
|--------------------|----------|----------|----------|----------|----------|----------|----------|----------|---------|--------|---------|
| SIDE STEEL RAIL | (INCHES) | (INCHES) | (INCHES) | (INCHES) | (INCHES) | (INCHES) | (INCHES) | (INCHES) | MODULUS | | |
| 5005-6 FRAME ASSY. | | | | | | | | | | | |
| 1 | 6 | 2 1/4 | 3/16 | | | | | | 3.34 | 36.000 | |
| 1 | 6 1/32 | 3 5/32 | 1/8 | | | | | | 2.79 | 36.000 | |
| 1 | 6 21/32 | 2 3/8 | 9/64 | | | | | | 3.08 | 36.000 | |
| 1 | 6 21/32 | 2 3/8 | 5/32 | | | | | | 3.26 | 36.000 | |
| 1 | 6 7/8 | 2 13/32 | 3/16 | | | | | | 4.33 | 36.000 | |
| 1 | 6 3/4 | 2 27/64 | 3/16 | | | | | | 3.91 | 36.000 | |
| 1 | 6 3/4 | 2 7/16 | 3/16 | | | | | | 3.95 | 36.000 | |
| 1 | 6 3/4 | 2 7/16 | 3/16 | | | | | | 4.14 | 36.000 | |
| 1 | 6 13/16 | 2 7/16 | 5/32 | | | | | | 3.27 | 36.000 | |
| 1 | 6 15/16 | 2 23/32 | 3/16 | | | | | | 4.43 | 36.000 | |
| 1 | 6 13/16 | 2 7/16 | 1/8 | | | | | | 3.19 | 36.000 | |
| 1 | 7 1/32 | 2 3/4 | 7/32 | | | | | | 5.53 | 36.000 | |
| 1 | 7 1/16 | 3 | 1/4 | | | | | | 6.23 | 36.000 | |
| 1 | 7 | 3 | 7/32 | | | | | | 5.44 | 36.000 | |
| 1 | 7 | 3 | 13/64 | | | | | | 5.58 | 36.000 | |
| 1 | 7 | 3 | 7/32 | | | | | | 5.58 | 36.000 | |
| 1 | 7 5/64 | 2 51/64 | 1/4 | | | | | | 6.24 | 36.000 | |
| 1 | 7 1/4 | 2 1/2 | 1/4 | | | | | | 5.67 | 36.000 | |
| 1 | 7 59/64 | 2 15/16 | 7/32 | | | | | | 6.63 | 36.000 | |
| 1 | 7 5/8 | 3 7/32 | 3/16 | | | | | | 5.00 | 36.000 | |
| 1 | 7 11/16 | 3 7/32 | 7/32 | | | | | | 5.65 | 36.000 | |
| 1 | 8 | 3 | 1/4 | | | | | | 7.84 | 36.000 | |
| 1 | 8 | 3 | 1/4 | | | | | | 7.71 | 36.000 | |
| 1 | 8 | 3 | 7/32 | | | | | | 6.87 | 36.000 | |
| 1 | 8 | 3 | 1/4 | | | | | | 7.56 | 36.000 | |
| 1 | 8 1/32 | 2 1/2 | 7/32 | | | | | | 5.95 | 36.000 | |
| 1 | 8 1/32 | 2 1/2 | 1/4 | | | | | | 6.76 | 36.000 | |
| 1 | 8 1/32 | 2 1/2 | 7/32 | | | | | | 5.95 | 36.000 | |
| 1 | 9 1/4 | 2 7/8 | 1/4 | | | | | | 9.45 | 36.000 | |
| 1 | 9 1/4 | 2 15/16 | 1/4 | | | | | | 9.45 | 36.000 | |
| 1 | 9 3/8 | 3 | 1/4 | | | | | | 11.84 | 36.000 | |

MODEL APPLICATION CHART

REFER TO PAGE 1 OF THIS SECTION FOR "HOW TO FIND FRAME NUMBERS"

| YEAR | WHEEL BASE | S/R | SECTION MODULUS | REM | ENGINE | SERVICE NOTE | PART NUMBER | YEAR | WHEEL BASE | S/R | SECTION MODULUS | REM | ENGINE | SERVICE NOTE | PART NUMBER |
|------|------------|-----|-----------------|-----|--------|--------------|-------------|------|------------|-----|-----------------|-----|--------|--------------|-------------|
|------|------------|-----|-----------------|-----|--------|--------------|-------------|------|------------|-----|-----------------|-----|--------|--------------|-------------|

NOTES: S/R—Side rail type, REM—Remarks, Side rail type 1—Single channel—see picture on page 2
 C—"Before Ser. W00,001" D—"From Ser. W00,001"
 F—"Before Ser. W40,001" G—"From Ser. W40,001"
 A—"Before Ser. T40,001" B—"From Ser. T40,001"
 H—"Before Ser. Y20,001" J—"From Ser. Y20,001"
 ●—8100 GVW, ■ — Exc. 8100 GVW
 A — Van/Bus B — Cutaway C — Van D — Super Van E — Exc. Super Van

| B500 | | | | | | | E250 — Cont'd | | | | | | | | |
|-------|------------------|---|------|---|--|--|---------------|-------|------|---|------|---|--|--|--------------|
| 73/77 | 156 | 1 | 9.45 | C | | | D0TZ 5005-Y | 79 | 138 | 1 | 3.90 | E | | | E0TZ 5005-Y |
| | 156 | 1 | 9.45 | D | | | D5TZ 5005-G | | 138 | 1 | 5.65 | | | | D9TZ 5005-AD |
| | E100/150 (2/W/D) | | | | | | | | 138 | 1 | 3.90 | D | | | E0TZ 5005-AD |
| 75/78 | 124 | 1 | 2.79 | | | | D7UZ 5005-E | | E350 | | | | | | |
| | 138 | 1 | 2.79 | E | | | D7UZ 5005-F | 75/76 | 138 | 1 | 5.00 | | | | D5UZ 5005-F |
| | 138 | 1 | 2.79 | D | | | D8UZ 5005-A | | 138 | 1 | 5.65 | | | | D7UZ 5005-J |
| 79 | 124 | 1 | 2.79 | | | | E0TZ 5005-V | | 158 | 1 | 6.65 | | | | D5UZ 5005-A |
| | 138 | 1 | 2.79 | E | | | E0TZ 5005-W | 77/78 | 138 | 1 | 5.00 | C | | | D7UZ 5005-H |
| | 138 | 1 | 2.79 | D | | | E0TZ 5005-AC | | 138 | 1 | 5.65 | B | | | D7UZ 5005-J |
| | E250 | | | | | | | | 138 | 1 | 5.65 | D | | | D8UZ 5005-B |
| 75/76 | 138 | 1 | 3.90 | | | | D5UZ 5005-D | | 158 | 1 | 5.65 | | | | D7UZ 5005-D |
| | 138 | 1 | 5.65 | B | | | D7UZ 5005-J | 79 | 138 | 1 | 5.00 | | | | D9TZ 5005-AF |
| 77/78 | 138 | 1 | 3.90 | A | | | D7UZ 5005-G | | 138 | 1 | 5.65 | B | | | D9TZ 5005-AD |
| | 138 | 1 | 5.65 | B | | | D7UZ 5005-J | | 138 | 1 | 5.65 | D | | | E0TZ 5005-AE |
| | 138 | 1 | 3.90 | D | | | D8UZ 5005-C | | 158 | 1 | 5.65 | | | | D9TZ 5005-AE |

MODEL APPLICATION CHART

REFER TO PAGE 1 OF THIS SECTION FOR "HOW TO FIND FRAME NUMBERS"

| YEAR | WHEEL BASE | S/R | SECTION MODULUS | REM | ENGINE | SERVICE NOTE | PART NUMBER | YEAR | WHEEL BASE | S/R | SECTION MODULUS | REM | ENGINE | SERVICE NOTE | PART NUMBER |
|--|---------------|------|--------------------|-----|--------|-----------------|--------------|----------------|---------------|------|--------------------|-----|---------------|-----------------|---------------|
| <p>NOTES: S/R—Side rail type, REM—Remarks, Side rail type 1—Single channel—see picture on page 2 — Cont'd C—"Before Ser. W00,001" D—"From Ser. W00,001" F—"Before Ser. W40,001" G—"From Ser. W40,001" A—"Before Ser. T40,001" B—"From Ser. T40,001" H—"Before Ser. Y20,001" J—"From Ser. Y20,001" ●—8100 GVW, ■ — Exc. 8100 GVW A — Van/Bus B — Cutaway C — Van D — Super Van E — Exc. Super Van</p> | | | | | | | | | | | | | | | |
| F350 -- exc. Chassis Cab -- Cont'd | | | | | | | | F500 -- Cont'd | | | | | | | |
| 77 | 136 | 1 | 5.44 | | | | D7TZ 5005-L | 73/77 | 176 | 1 | 9.45 | F | | | D3TZ 5005-AD |
| | 140 | 1 | 6.87 | | | | D7TZ 5005-M | | 176 | 1 | 9.45 | G | | | D5TZ 5005-AE |
| | 155 | 1 | 6.67 | | | | D8TZ 5005-F | M450/500 | | | | | | | |
| | 160 | 1 | 7.71 | | | | D7TZ 5005-N | 73/74 | 125 | 1 | 6.24 | A | | | D3HZ 5005-CJ |
| 166 | 1 | 7.56 | | | | D7TZ 5005-T | 137 | | 1 | 6.24 | A | | | D3HZ 5005-CH | |
| 78 | 136 | 1 | 5.44 | | | | D9TZ 5005-AH | 73/74 | 159 | 1 | 6.24 | A | | | D3HZ 5005-CK |
| | 140 | 1 | 6.87 | | | | D8TZ 5005-D | | | 1 | 9.25 | A | | | D3HZ 5005-CM |
| | 155 | 1 | 6.67 | | | | D8TZ 5005-L | 74/76 | 178 | 1 | 9.25 | A | | | D3HZ 5005-CR |
| | 160 | 1 | 7.71 | | | | D8TZ 5005-C | | 125 | 1 | 6.24 | B | | | D4HS 5005-CNA |
| 79 | 166 | 1 | 7.56 | | | | D7TZ 5005-T | 73/76 | 137 | 1 | 6.24 | B | | | D4HS 5005-CRA |
| | 133 | 1 | 4.33 | | | | D9TZ 5005-U | | 159 | 1 | 6.24 | B | | | D4HS 5005-CSA |
| | 136 | 1 | 7.71 | | | | D9TZ 5005-AH | 1 | 9.25 | B | | | D4HS 5005-CTA | | |
| | 140 | 1 | 6.87 | | | | D9TZ 5005-AC | 73/76 | 178 | 1 | 9.25 | B | | | D4HS 5005-CUA |
| | 155 | 1 | 5.95 | | | | D9TZ 5005-T | | | P350 | | | | | |
| | 160 | 1 | 7.71 | | | | D9TZ 5005-AJ | 104 | 1 | 3.34 | | | | | C5TZ 5005-CL |
| 166 | 1 | 7.56 | | | | D9TZ 5005-C | 122 | 1 | 3.34 | | | | | D3TZ 5005-K | |
| F350 -- Chassis Cab | | | | | | | | P400 | | | | | | | |
| 79 | 136 | 1 | 7.71 | | | | D9TZ 5005-AH | 73/76 | 137 | 1 | 6.24 | | | | D3TZ 5005-L |
| 79 | 160 | 1 | 7.71 | | | | D9TZ 5005-AJ | P500 | | | | | | | |
| 73/77 | F500 | | | | | | | 73/76 | 137 | 1 | 6.24 | H | | | D3TZ 5005-M |
| | 134 | 1 | 11.84 | C | | | D3TZ 5005-AA | | 154 | 1 | 9.45 | H | | | D3TZ 5005-N |
| | 134 | 1 | 9.45 | D | | | D5TZ 5005-BF | 76/77 | 137 | 1 | 6.24 | J | | | D6TZ 5005-Z |
| | 158 | 1 | 9.45 | F | | | D5TZ 5005-V | | 154 | 1 | 9.54 | J | | | D6TZ 5005-Y |
| 158 | 1 | 9.45 | G | | | D5TZ 5005-AD | | | | | | | | | |

| YEAR | MODEL/RESTRICTIONS | PART NUMBER | DESCRIPTION | QTY. |
|--|-------------------------|--------------|------------------------------|------|
| 5C014 GUSSET (FRAME CROSSMEMBER) | | | | |
| 75/ | E100/350 (exc. Cutaway) | D5UZ 5C014-A | Use w/5 3/4" high sidemember | 2 |
| 75/ | E250/350 (Cutaway) | D5UZ 5C014-B | Use w/7 1/4" high sidemember | 2 |
| 5K018 BRACKET (FRAME SIDE MEMBER SUPPORT) | | | | |
| 73/79 | F350 | D3TZ 5K018-A | | 1 |
| 5019 REFER TO GROUP 5025-37 | | | | |

| YEAR | MODEL/RESTRICTIONS | PART NUMBER | DESCRIPTION | QTY. |
|---|--------------------------|-------------|--|------|
| 5023 EXTENSION (FRAME SIDE MEMBER) | | | | |
| 73/ | F350 | C7TZ 5023-C | | 2 |
| 73/77 | B-F500 -- w/grille guard | D3TZ 5023-B | R.H. | 1 |
| | | D3TZ 5023-A | L.H. | 1 |
| | | 20389-S8 | (B-171)-bolt (extension to frame)-3/8"-24 x 1" | 4or8 |
| | | 33800-S8 | (M-63)-nut-3/8"-24 | AR |
| | | 34807-S8 | (X-66)-lockwasher-3/8" | AR |
| | | 44727-S8 | (X-24)-washer-flat-3/8" | AR |

5025-37 CROSSMEMBER (FRAME)

CROSSMEMBER APPLICATION

How to find the Part Number of a Crossmember for a 1973/79 frame

1. Find the truck model in the (alphabetical) Model Application Chart which starts below.
2. Find the Crossmember Parts Lists Number which pertains to your unit.
3. Turn to the Parts List (following Application Chart) and find the Crossmember needed.

| YEAR | MODEL | REMARKS | PARTS LIST NO. |
|-----------------|-------------------|---------|----------------|
| B SERIES | | | |
| 73/77 | B500 | | 1 |
| E SERIES | | | |
| 75/ | E100/350 -- 2/W/D | | 2 |

**1973/79
TRUCK SERIES 100/500**

See Page 1 of this Section For
"How to Find Frame Numbers"

5025-37 CROSSMEMBER (FRAME) — Cont'd

CROSSMEMBER APPLICATION

How to find the Part Number of a Crossmember for a 1973/79 frame

1. Find the truck model in the (alphabetical) Model Application Chart which starts below.
2. Find the Crossmember Parts Lists Number which pertains to your unit.
3. Turn to the Parts List (following Application Chart) and find the Crossmember needed.

| YEAR | MODEL | REMARKS | PARTS LIST NO. |
|-------|-----------------|---------|----------------|
| | F SERIES | | |
| 73/ | F100 -- 2/W/D | | 3 |
| 73/76 | F100 -- 4/W/D | | 6 |
| 75/ | F150 -- 2/W/D | | 7 |
| 75/ | F150 -- 4/W/D | | 5 |
| 73/ | F250 -- 2/W/D | | 8 |
| 73/ | F250 -- 4/W/D | | 9 |
| 73/ | F350 | | 10 |
| 73/77 | F500 | | 11 |
| | M SERIES | | |
| 73/76 | M450/500 | | 12 |
| | P SERIES | | |
| 73/76 | P350 | | 13 |
| 73/77 | P400 | | 14 |
| 73/77 | P500 | | 15 |

CROSSMEMBER PARTS LISTS

| ◆ | REMARKS | PART NUMBER |
|---|--|-------------|
| ◆ | Crossmember locations are determined from front to rear. "F" designates front (No. 1) crossmember. "R" designates rear crossmember. One crossmember required for each application shown, unless otherwise noted. | |

5025-37 CROSSMEMBER (FRAME)

- Refer to group 6A023 in appropriate engine Parts List Section

| | PARTS LIST NO. 1 | |
|---|---|--------------|
| F | | C7TZ 5B000-B |
| F | | C8TZ 5019-A |
| 2 | 6 cyl. | C7TZ 5025-E |
| 2 | 8 cyl.—Front engine mount | ● 6A057 |
| 3 | 6 cyl. | C3TZ 5027-A |
| 3 | 8 cyl. | C7TZ 5025-E |
| 4 | | C3TZ 5027-A |
| 5 | 6 cyl. | C3TZ 5028-A |
| 5 | 8 cyl. | C3TZ 5027-A |
| 6 | 6 cyl. | C2TZ 5036-A |
| 6 | 8 cyl. | C3TZ 5028-A |
| 7 | 8 cyl. | C2TZ 5036-A |
| R | | C3TZ 5035-C |
| | PARTS LIST NO. 2 | |
| F | | D5UZ 5019-A |
| 2 | Rear engine mount c/member | D5UZ 5025-B |
| 3 | 124" W/B | D5UZ 5030-A |
| 3 | 138" & 158" W/B | D5UZ 5025-A |
| 4 | 138" & 158" W/B—Exc. Super Van | D5UZ 5030-A |
| 4 | E350 -- Supervan | D5UZ 5035-B |
| 4 | E150/250—Supervan | D5UZ 5035-A |
| R | 124",138" W/B—W/5 3/4" high sidemember—exc. Super van | D5UZ 5035-A |
| R | 138",158" W/B—W/7 1/4" high sidemember—exc. Super van | D5UZ 5035-B |
| R | E350—Super van | D5UZ 5035-B |
| | PARTS LIST NO. 3 | |
| F | | D6TZ 5019-B |
| 2 | Regular cab—4" | D3TZ 5025-A |
| 2 | Crew cab—1973/78 -- "Before Ser. BC5,001"—8" | C5TZ 5025-A |
| 2 | Crew cab—1978/ -- "From Ser. BC5,001"—4" | D3TZ 5025-A |
| 2 | Super cab—73/75—8" | C5TZ 5025-A |

CROSSMEMBER PARTS LISTS

| REMARKS | | PART NUMBER |
|--|--|---------------|
| ♦ Crossmember locations are determined from front to rear. "F" designates front (No. 1) crossmember. "R" designates rear crossmember. One crossmember required for each application shown, unless otherwise noted. | | |
| 5025-37 CROSSMEMBER (FRAME) — Cont'd ● Refer to group 6A023 in appropriate engine Parts List Section | | |
| PARTS LIST NO. 3 — Cont'd | | |
| 2 | Super cab-76/-4" | D3TZ 5025-A |
| 3 | 117" W/B-73/75 | D3TZ 5028-A |
| 3 | 133" W/B-73/75—with support | D3TZ 5028-B |
| 3 | 133" W/B-75-w/o support | D5TZ 5028-A |
| 3 | Exc. Super cab | D8TZ 5028-A |
| 3 | Super cab | D4TZ 5028-B |
| 4 | 1973 | D3TZ 5030-B |
| 4 | 1974/75 -- Regular cab | ★ D4TZ 5030-B |
| 4 | 1976 -- Regular cab | D6TZ 5030-A |
| 4 | 1977 -- Regular cab | D7TZ 5030-B |
| 4 | 1974/76 -- Super cab | D4TZ 5030-D |
| 4 | 1977/ -- Super cab | D7TZ 5030-D |
| 5 | Exc. Super cab | D8TZ 5035-B |
| 5 | Super cab | D4TZ 5030-C |
| 6 | Super cab | D8TZ 5035-B |
| R | Regular cab | D3TZ 5035-A |
| R | Super cab | D3TZ 5035-A |
| PARTS LIST NO. 5 | | |
| F | 1975/76 | D6TZ 5019-C |
| F | 1977 | D7TZ 5019-A |
| F | 1978/ -- Regular cab | D7TZ 5019-A |
| F | 1978/ -- Super cab | D7TZ 5019-B |
| 2 | | ● 6A023 |
| 3 | 1973/75-133" W/B | D3TZ 5028-B |
| 3 | exc. Super cab | D8TZ 5028-A |
| 3 | Super cab -- 1978/ | D4TZ 5030-D |
| 4 | Regular cab -- 1975 | ★ D4TZ 5030-B |
| 4 | Regular cab-1976 | D6TZ 5030-A |
| 4 | Regular cab-1977/ | D7TZ 5030-B |
| 4 | Super cab-1978/ | D7TZ 5030-D |
| 5 | Regular cab | D8TZ 5035-B |
| R | | D3TZ 5035-A |
| PARTS LIST NO. 6 | | |
| F | | D6TZ 5019-C |
| 2 | | ● 6A023 |
| 3 | 1973/75 -- 117" W/B | D3TZ 5028-A |
| 3 | 1973/75 -- 133" W/B | D3TZ 5028-B |
| 3 | 1976 | D8TZ 5028-A |
| 4 | 1973 | D3TZ 5030-B |
| 4 | 1974/75 | ★ D4TZ 5030-B |
| 4 | 1976 | D6TZ 5030-A |
| 5 | | D8TZ 5035-B |
| R | | D3TZ 5035-A |
| PARTS LIST NO. 7 | | |
| F | | D6TZ 5019-B |
| 2 | Regular cab-4" | D3TZ 5025-A |
| 2 | Crew cab-1973/78 -- "Before Ser. BC5,001"-8" | C5TZ 5025-A |
| 2 | Crew cab-1978/ -- "From Ser. BC5,001"-4" | D3TZ 5025-A |
| 2 | 1975 Super cab-8" | C5TZ 5025-A |

1973/79
TRUCK SERIES 100/500

See Page 1 of this Section For
"How to Find Frame Numbers"

CROSSMEMBER PARTS LISTS

| | REMARKS | PART NUMBER |
|---|--|---------------|
| ◆ | Crossmember locations are determined from front to rear. "F" designates front (No. 1) crossmember. "R" designates rear crossmember. One crossmember required for each application shown, unless otherwise noted. | |
| ◆ | 5025-37 CROSSMEMBER (FRAME) — Cont'd | |
| | ● Refer to group 6A023 in appropriate engine Parts List Section | |
| | PARTS LIST NO. 7 — Cont'd | |
| 2 | 1976/Super cab-4" | D3TZ 5025-A |
| 3 | 1975 -- 133" W/B-with support | D3TZ 5028-B |
| 3 | 1975 -- 133" W/B -- w/o support | D5TZ 5028-A |
| 3 | 1976/-- exc. Super cab | D8TZ 5028-A |
| 3 | 1976/-- Super cab | D4TZ 5028-B |
| 4 | 1975 -- Regular cab | ★ D4TZ 5030-B |
| 4 | 1976 -- Regular cab | D6TZ 5030-A |
| 4 | 1977 -- Regular cab | D7TZ 5030-B |
| 4 | 1975/76 -- Super cab | D4TZ 5030-D |
| 4 | 1977/ -- Super cab | D7TZ 5030-D |
| 5 | Regular & Crew cab | D8TZ 5035-B |
| 5 | Super cab | D4TZ 5030-C |
| 6 | Super cab | D8TZ 5035-B |
| R | | D3TZ 5035-A |
| | PARTS LIST NO. 8 | |
| F | | D6TZ 5019-B |
| 2 | Regular cab-4" | D3TZ 5025-A |
| 2 | Crew cab-1973/78 -- "Before Ser. BC5,001"-8" | C5TZ 5025-A |
| 2 | Crew cab-1978/ -- "From Ser. BC5,001"-4" | D3TZ 5025-A |
| 2 | 1973/75 -- Super cab-8" | C5TZ 5025-A |
| 2 | 1976/ -- Super cab-4" | D3TZ 5025-A |
| 3 | 1973/74 -- Regular cab | D3TZ 5028-C |
| 3 | 1975 -- Regular cab | D5TZ 5028-B |
| 3 | 1976/78 -- Regular cab -- "Before Ser. BA0,001" | D6TZ 5028-B |
| 3 | 1978/ -- Regular -- "From Ser. BA0,001" | D8TZ 5028-B |
| 3 | Crew cab -- 1973/78 | D3TZ 5028-D |
| 3 | Crew cab -- 1979 | D9TZ 5028-A |
| 3 | Super cab | D4TZ 5028-B |
| 4 | 1973 | D4TZ 5030-C |
| 4 | 1974/75 -- Regular cab | D4TZ 5030-C |
| 4 | 1976 -- Regular cab | D6TZ 5030-B |
| 4 | 1977/ -- Regular cab | D7TZ 5030-D |
| 4 | 1977/ -- Crew cab | D7TZ 5030-A |
| 4 | Crew cab -- 1973/76 | D3TZ 5030-C |
| 4 | 1974/ -- Super cab | D4TZ 5030-D |
| 5 | Regular cab | D8TZ 5035-B |
| 5 | Super cab | D4TZ 5030-C |
| 6 | Super cab | D8TZ 5035-B |
| R | Regular cab | D3TZ 5035-A |
| R | Crew cab | D3TZ 5035-B |
| R | Super cab | D3TZ 5035-A |
| | PARTS LIST NO. 9 | |
| F | 1973/77 -- "Before Ser. Y20,001" | C7TZ 5019-B |
| F | 1977/ -- "From Ser. Y20,001" | D7TZ 5019-B |
| 2 | 1973/77 -- "Before Ser. Y20,001" | D3TZ 5019-B |
| 2 | 1977/ -- "From Ser. Y20,001" | ● 6A023 |
| 3 | 1973/77 -- "Before Ser. Y20,001" | D4TZ 5028-A |
| 3 | 1977/ -- exc. Super cab -- "From Ser. Y20,001" | D6TZ 5028-A |
| 3 | Super cab | D4TZ 5030-D |
| 4 | 1973/77 -- "Before Ser. Y20,001" | D4TZ 5030-A |
| 4 | 1977/ -- Regular cab & Super cab -- "From Ser. Y20,001" | D7TZ 5030-D |
| 4 | 1977/ -- Crew cab -- "From Ser. Y20,001" | D7TZ 5030-E |

CROSSMEMBER PARTS LISTS

| | REMARKS | PART NUMBER |
|---------|--|----------------|
| ◆ | Crossmember locations are determined from front to rear. "F" designates front (No. 1) crossmember. "R" designates rear crossmember. One crossmember required for each application shown, unless otherwise noted. | |
| 5025-37 | CROSSMEMBER (FRAME) — Cont'd ● Refer to group 6A023 in appropriate engine Parts List Section | |
| | PARTS LIST NO. 9 — Cont'd | |
| 5 | 1973/75 | D3TZ 5030-C |
| 5 | 1976/77 -- "Before Ser. Y20,001" | D7TZ 5030-A |
| 5 | 1977/ -- "From Ser. Y20,001"—Regular cab | D8TZ 5035-B |
| 5 | 1977/ -- "From Ser. Y20,001"—Crew cab | D7TZ 5035-B |
| 6 | Crew cab | D3TZ 5030-C |
| R | "Before Ser. Y20,001" | D3TZ 5035-B |
| R | "From Ser. Y20,001" | D3TZ 5035-A |
| | PARTS LIST NO. 10 | |
| F | 1976/ | D6TZ 5019-B |
| 2 | 1973/78 -- "Before Ser. BC5,001"—8" | C5TZ 5025-A |
| 2 | 1978/ -- "From Ser. BC5,001"—4" | D3TZ 5025-A |
| 3 | exc. Super cab—1973/78 | D3TZ 5028-D |
| 3 | Super cab | D4TZ 5028-B |
| 3 | Crew cab—1979 | D9TZ 5028-A |
| 3 | Regular cab—1979 | D9TZ 5025-A |
| 4 | Super cab | D4TZ 5030-D |
| 4 | 1973/75 -- exc. Super cab | D3TZ 5030-C |
| 4 | 1976/ -- exc. Super cab | D7TZ 5030-A |
| 5 | Super cab -- 1974/76 | D4TZ 5030-C |
| 5 | exc. Super cab -- 1973/76 | D3TZ 5030-C |
| 5 | Super cab—1977/ | D7TZ 5030-D |
| 5 | exc. Super cab -- 1977/ | D7TZ 5030-A |
| 6 | Super cab | D8TZ 5035-B |
| 6 | exc. Super cab | D3TZ 5035-B |
| R | Super cab | D3TZ 5035-A |
| R | exc. Super cab | D3TZ 5035-B |
| | PARTS LIST NO. 11 | |
| F | Radiator support | C7TZ 5B000-B |
| F | | C8TZ 5019-A |
| 2 | 6 cyl. | ★ C7TZ 5025-F |
| 2 | 8 cyl.—front engine mount—R/B D4TZ 6A057-A & TFAA 6039-A | ★ C5TZ 6A057-D |
| 3 | 1973/75 -- "Before Ser. W40,001" | C7TZ 5028-E |
| 3 | 1975/77 -- "From Ser. W40,001" | D5HZ 5025-A |
| 4 | 6 cyl.—134" WB | C3TZ 5028-A |
| 4 | 6 cyl.—158",176" W/B | C3TZ 5027-A |
| 4 | 8 cyl. | C7TZ 5028-E |
| 5 | 6 cyl.—158" & 176" W/B | C3TZ 5028-A |
| 5 | 8 cyl.—134" W/B | C3TZ 5028-A |
| 5 | 8 cyl.—158" & 176" W/B | C3TZ 5027-A |
| 6 | 8 cyl.—158" & 176" W/B | C3TZ 5028-A |
| R | | C2TZ 5036-A |
| | PARTS LIST NO. 12 | |
| F | 1973 -- "Before Ser. R20,001" | D3TZ 5019-C |
| F | 1973/74 -- "From Ser. R20,001 to T40,001" | ★ D3HZ 5019-B |
| F | 1974/76 -- "From Ser. T40,001" | D4HZ 5019-A |
| 2 | 1973/74 -- "Before Ser. T40,001" | D3HZ 5025-C |
| 2 | 1974/76 -- "From Ser. T40,001" | D4HZ 5019-B |
| 3 | | ★ C7TZ 5025-F |
| 4 | | C3TZ 5028-A |
| 5 | | C3TZ 5028-A |
| 6 | 159" & 178" W/B | C3TZ 5028-A |
| R | | D3HZ 5035-C |

1973/79
TRUCK SERIES 100/500

CROSSMEMBER PARTS LISTS

| ◆ | REMARKS | PART NUMBER |
|---|--|-------------|
| ◆ | Crossmember locations are determined from front to rear. "F" designates front (No. 1) crossmember. "R" designates rear crossmember. One crossmember required for each application shown, unless otherwise noted. | |

5025-37 CROSSMEMBER (FRAME) — Cont'd
● Refer to group 6A023 in appropriate engine Parts List Section

| PARTS LIST NO. 13 | | |
|-------------------|--|---------------|
| F | | C5TZ 5019-B |
| 2 | R/B (1) each of B7C 5026-A (C/member), B7J 5050-B (reinf), and B7J 5051-B (reinf) | ★ C8TA 5025-A |
| 3 | | C3TZ 5029-A |
| 4 | 104" W/B | B9TT 5037-A |
| 4 | 122" W/B-R/B C3TZ 5029-A | ★ C1TT 5030-F |
| 5 | 104" W/B | TBAA 5035-A |
| 5 | 122" W/B | B9TT 5037-A |
| 6 | 122" W/B | TBAA 5035-A |
| R | | C1TT 5035-H |
| PARTS LIST NO. 14 | | |
| F | | D6TZ 5019-D |
| 2 | R/B (1) each B74 5026-A (C/member), B7J 5050-A (reinf) and B7J 5051-A (reinf) | ★ TSAK 5025-A |
| 3 | R/B (1) C3TZ 5028-A (C/member) and (2) 01T 5097-A (reinf) | ★ 01T 5096-A |
| 4 | | C3TZ 5028-A |
| 5 | | B7J 5035-A |
| R | | B7J 5035-A |
| PARTS LIST NO. 15 | | |
| F | | D6TZ 5019-D |
| 2 | 137" W/B-R/B (1) each B7Y 5026-A (C/member), B7J 5050-A (reinf) and B7J 5051-A (reinf) | ★ TSAK 5025-A |
| 2 | 154" W/B-R/B (1) each B7Y 5026-A (C/member) B7J 5050-C (reinf) and B7J 5051-C (reinf) | ★ TSAL 5025-A |
| 3 | 137" W/B-R/B (1) C3TZ 5028-A (C/member) and (2) 01T 5097-A (reinf) | ★ 01T 5096-A |
| 3 | 154" W/B | ★ B9TT 5027-A |
| 4 | 137" W/B | C3TZ 5028-A |
| 4 | 154" W/B | ★ B9TT 5027-A |
| 5 | 154" W/B | C3TZ 5028-A |
| R | 137" W/B | ★ TCAA 5035-A |
| R | 154" W/B | B7T 5035-B |

| YEAR | MODEL/RESTRICTIONS | PART NUMBER | DESCRIPTION | QTY. |
|--|--------------------|-------------|----------------|------|
| 5031-2 GUSSET (FRAME CROSSMEMBER)—Also refer to group 5146 | | | | |
| 73/76 | P400 | TCAA 5031-A | No. 5 and rear | 2or4 |
| 73/77 | P500 | | Rear | 2 |
| 73/77 | B500 | B7T 5031-A | Rear | 2 |
| 5035-7 Refer to group 5025-37 | | | | |

| 50040 GUSSET (FRAME CROSSMEMBER) | | | | |
|----------------------------------|-------------------|--------------|-------------------------|---|
| 75/78 | E100/350 | D5UZ 50040-B | R.H.—# 2 c/member upper | 1 |
| | | D5UZ 50040-A | L.H.—# 2 c/member upper | 1 |
| 77/78 | F250 -- 4/W/D | D7TZ 50040-A | # 2 c/member | 2 |
| 79 | F350 -- 4/W/D | | | 2 |
| 78 | F150/250 -- 4/W/D | D8TZ 50040-B | R.H.—# 2 C/M | 1 |
| 78 | F150/250 -- 4/W/D | D8TZ 50040-A | L.H.—# 2 C/M | 1 |

| 50044 BRACKET (PICKUP BOX TO FRAME MOUNTING) | | | | |
|--|----------------------|-------------------|-------------------|---|
| 74/ | F100/250 (Super Cab) | (RH) D4TZ 50044-A | (LH) D4TZ 50044-B | 1 |

| 5045 REINFORCEMENT (STEERING GEAR MOUNTING BRACKET) | | | | |
|---|-----------------|-------------|--|---|
| 73/76 | M450/500 -- P/S | D3TZ 5045-A | | 2 |

See Page 1 of this Section For
 "How to Find Frame Numbers"

1973/79
 TRUCK SERIES 100/500

| YEAR | MODEL/RESTRICTIONS | PART NUMBER | DESCRIPTION | QTY. |
|---|--|-------------------|--|------|
| 5050-1 REINFORCEMENT (FRAME CROSSMEMBER NO. 2) | | | | |
| 73/77 | B500 | (RH) C7TZ 5050-B | (LH) C7TZ 5051-B | 1 |
| 73/74 | F100/250 -- 2/W/D, F350 | ★ D3TZ 5050-A | | 1 |
| 73/77 | F500 | (RH) C7TZ 5050-A | (LH) C7TZ 5051-A | 1 |
| 73/76 | M450/500 -- with 7 1/16" side rail | (RH) D3HZ 5050-A | (LH) D3HZ 5050-B | 1 |
| | M450/500 -- with 9 1/4" side rail | (RH) D3TZ 5050-C | (LH) D3TZ 5050-B | 1 |
| 73/77 | P400/500 -- 137" W/B | (RH) B7J 5050-A | (LH) B7J 5051-A | 1 |
| 73/77 | P500 -- 154" W/B | (RH) B7J 5050-C | (LH) B7J 5051-C | 1 |
| 5C050 SPACER ASSY. (BODY MOUNTING TO FRAME) | | | | |
| 75/ | E250/350 - Cutaway - (Lateral System) (Longitudinal System) | D5UZ 5C050-A | Positions - 1 - 2 - 3 - 5 & 6 | 1 |
| | | D5UZ 5C050-B | Position - 4 | 1 |
| | | D5UZ 5C050-C | R.H. & L.H. - position - 1 | 1 |
| | | D5UZ 5C050-A | Position - 2 | 1 |
| | | D5UZ 5C050-B | Position - 3 | 1 |
| | | D5UZ 5C050-A | R.H. & L.H. - position - 4 - 138" W/B | 1 |
| D5UZ 5C050-C | R.H. & L.H. - position - 4 - 158" W/B | 1 | | |
| 5B055 REINFORCEMENT (FRAME REAR SIDE MEMBER) | | | | |
| 73/ | F100/150 -- 4/W/D | (RH) D3TZ 5B055-A | (LH) D3TZ 5B055-B | 1 |
| 73/ | F250 -- 4/W/D | C7TZ 5B055-A | | 2 |
| 5C076 SHIELD ASSY. (BODY MOUNT HEAT) | | | | |
| 78 | E250/350 | D7UZ 5C076-A | | 1 |
| 5077-8 BRACKET (FRAME TO BODY) | | | | |
| 75/ | E100/350 | D5UZ 5077-A | | 2 |
| 73/77 | F350/500 | BB 5077 | Rear | 2 |
| 73/77 | F100/350 | D3TZ 5077-C | Kit (Includes R.H. & L.H.) | 1 |
| 78/ | F100/350 | D8TZ 5077-A | Kit (Includes R.H. & L.H.) | 1 |
| 73/77 | B-F500 (84 and 85) | (RH) C7TZ 5077-A | (LH) C7TZ 5078-A | 1 |
| 73/77 | F500 (81) | (RH) C7TZ 5077-B | (LH) C7TZ 5078-B | 1 |
| | | 34671-S8 | (M-67)-nut-7/16"-20 | AR |
| | | 34808-S8 | (X-67)-lockwasher-7/16" | AR |
| 5082 Improvise | | | | |
| 5084 BRACKET (FRAME TO BODY-REAR) | | | | |
| 74/ | F100/250 (Super cab) | (RH) D4TZ 5084-B | (LH) D4TZ 5084-A | 1 |
| 73/ | F250 (regular cab) -- 4/W/D | (RH) D3TZ 5084-A | (LH) D3TZ 5084-B | 1 |
| | F350(regular & super camper spl. cab) | | | 1 |
| 79 | F350 -- 4/W/D | | | 1 |
| 74/77 | F250 (crew cab) -- 4/W/D, "Before Ser. Y20,001" | (RH) D3TZ 5084-C | (LH) D3TZ 5084-D | |
| | F350 (crew cab) | | | |
| 77/ | F250 (crew cab) -- 4/W/D, "From Ser. Y20,001" | (RH) D7TZ 5084-B | (LH) D7TZ 5084-A | 1 |
| | F250/350 (crew cab) -- 2/W/D "From Ser. Y20,001" | (RH) D7TZ 5084-C | (LH) D7TZ 5084-D | 1 |
| 73/ | F250 -- 4/W/D, F350 | 20389-S8 | (B-171)-bolt-bracket to frame-3/8"-24 x 1" | AR |
| | | 33800-S8 | (M-63)-nut-3/8"-24 | AR |
| | | 34807-S8 | (X-66)-lockwasher-3/8" | AR |
| 5A095 BRACE (FRAME CROSSMEMBER) | | | | |
| 73/76 | M450/500 -- 8 cyl. 360,390 | D0TZ 5A095-A | No. 2 | 1 |
| | M450/500 -- 8 cyl. 460 | D3HZ 5A095-A | No. 2 | 1 |
| 5097-8 REINFORCEMENT (FRAME CROSSMEMBER) | | | | |
| 73/77 | B-F500 -- 132", 156" and 174" W/B | B9TT 5097-A | No. 3 and 4 | 4 |
| 73/77 | F500 -- 132" W/B | | No. 3 | 2 |
| 73 | F250 -- 4/W/D-133" W/B | (RH) C7TZ 5097-B | (LH) D3TZ 5097-A | 1 |
| 74/79 | F250 -- 4/W/D | (RH) C7TZ 5097-B | (LH) D4TZ 5097-A | 1 |
| 5C102 REINFORCEMENT ASSY. (FRAME END) | | | | |
| 78/ | F350 -- 136" W/B | D8TZ 5C102-A | R.H. | 1 |
| 78/ | F350 -- 136" W/B | D8TZ 5C102-B | L.H. | 1 |
| 78/ | F350 -- 160" W/B | D8TZ 5C102-C | R.H. | 1 |
| 78/ | F350 -- 160" W/B | D8TZ 5C102-D | L.H. | 1 |

1973/79
TRUCK SERIES 100/500

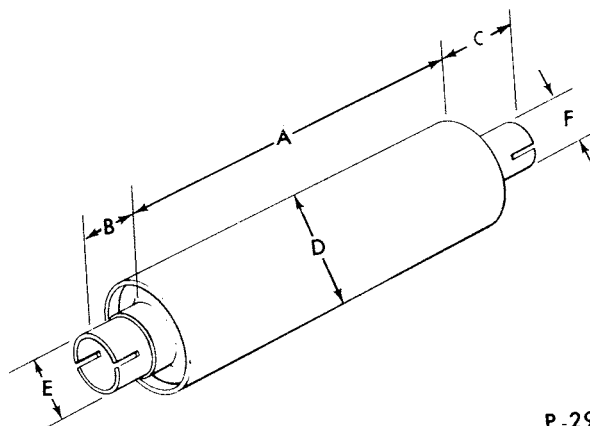
| YEAR | MODEL/RESTRICTIONS | PART NUMBER | DESCRIPTION | QTY. |
|---|---|------------------|------------------|---------------------|
| 5A103 INSULATOR (BODY TO FRAME) | | | | |
| 75/ | E100/350 | D5UZ 5A103-A | | 2 |
| 5C106 PLATE ASSY. (FRAME TO BODY SUPPORT) | | | | |
| 78/ | F350 | D8TZ 5C106-A | | 1 |
| 5123-4 GUSSET (FRAME SIDE MEMBER TO FRONT CROSSMEMBER) | | | | |
| 73/74 | E100/300 | C8UZ 5123-A | | 2 |
| 73/76 | M450/500 | D3HZ 5123-A | | 1 |
| 5135-6 REINFORCEMENT (FRAME CROSSMEMBER) | | | | |
| 73/77 | F500 -- 134" W/B | TCAA 5135-A | No. 4 | 2 |
| 73/77 | P500 -- 137" W/B, P400 | | No. 4 | 2 |
| 73/77 | B-F500 -- exc. 134" W/B | (RH) D0TZ 5135-A | (LH) D0TZ 5136-A | No. 4 1 |
| 73/77 | P500 -- 154" W/B | (RH) B9TT 5135-A | (LH) B9TT 5136-A | No. 4 1 |
| 73/74 | F100 (regular & crew cab) | ★ C5TZ 5135-A | | No. 4 2 |
| 73 | F250 (regular & crew cab) -- 2/W/D | C7TZ 5135-A | | No. 4 2 |
| 75/ | F250 (crew cab) -- 2/W/D | (RH) C7TZ 5135-B | (LH) C7TZ 5135-D | No. 3 1 |
| 74/ | F100/250 (super cab) -- with 6500,6900 and 7500 lb. G.V.W. | (RH) D4TZ 5135-C | (LH) D4TZ 5135-B | No. 4 |
| | F250 (super cab) -- with 8100 lb. G.V.W. | (RH) D4TZ 5146-C | (LH) D4TZ 5146-B | No. 4 1 |
| 74/ | F150/250 -- 4/W/D | D4TZ 5135-A | | No. 4 2 |
| 79 | F350 -- 4/W/D | | | 2 |
| 73/ | F250 -- 4/W/D | (RH) C7TZ 5135-F | (LH) C7TZ 5135-A | No. 1 1 |
| 77/ | F250 (crew cab) -- 4/W/D "From Ser Y20,001" | D7TZ 5135-A | | No. 4 1 |
| 73/ | F350 -- 136" W/B | (RH) C7TZ 5135-B | (LH) C7TZ 5135-D | No. 3 1 |
| 73/ | F350 -- 140", 160 and 166" W/B | (RH) C7TZ 5135-C | (LH) C7TZ 5135-E | No. 3 1 |
| 73/76 | M450/500 -- 7" side rail | (RH) B9TT 5135-A | (LH) B9TT 5136-A | No. 5 1 |
| | M500 -- with 9 1/4" side rail | TCAA 5135-A | R.H. and L.H. | 1 |
| 5146 GUSSET (FRAME SIDE MEMBER TO REAR CROSSMEMBER) - Also refer to group 5135-6 | | | | |
| 73/ | F250 (regular) | C7TZ 5146-A | No. 4, 5 or 6 | 2 |
| 73/ | F350 -- 136" W/B | | No. 4 | 2 |
| 74/ | F100 (super cab), F250 (super cab) -- with 6500,6900 and 7500 lb. G.V.W. | D4TZ 5146-D | | No. 3 2 |
| | F250 (super cab) -- with 8100 lb. G.V.W., F350 (super cab) | D4TZ 5146-A | | No. 3 2 |
| 74/76 | F100/350 (super cab) | D4TZ 5146-D | | No. 5 2 |
| 73/76 | F350 -- 140", 160" W/B | C7TZ 5146-B | | No. 4 and 5 2 |
| 77/ | F350 -- 140", 16" W/B | D7TZ 5146-A | | No. 4 and 5 2 |
| 77/ | F100/350 (Super Cab) | D7TZ 5146-B | | No. 5 2 |
| 73/76 | F250/350 (Crew Cab) | C7TZ 5146-A | | No. 4 and 6 2 |
| 77/ | F250/350 (Crew Cab) -- 2/W/D | D7TZ 5146-C | | No. 4, 5 and 6 2 |
| 77/ | F250 (Crew Cab) -- 4/W/D "From Ser. Y20,001" | D7TZ 5146-D | | No. 4 1 |

NOTE 37 -- Exc. Snowplow option.

1973/79 TRUCK SERIES 100/500

SECTION 52 1

| YEAR | MODEL/RESTRICTIONS | PART NUMBER | DESCRIPTION | QTY. |
|------|----------------------|--|----------------|------|
| | 5A204-15 | Refer to Model Application Chart in Section 52.1 | | |
| | 5F222 | EXHAUST SHIELD KIT | | |
| 79 | E100/250 -- 124" W/B | D9TZ 5F222-B | Campaign # 354 | 1 |
| 79 | E100/250 -- 138" W/B | D9TZ 5F222-C | Campaign # 354 | 1 |
| | 5D226 | DEFLECTOR-Refer to Model Application Chart in Section 52.1 | | |
| | 5C229 | SHIELD-Refer to Model Application Chart in Section 52.1 | | |
| | 5230 | MUFFLER - For model usage refer to Model Application Chart in Section 52.1 | | |



SIZE CHART

| PART NUMBER | SIZE (INCHES) | | | | | | |
|--------------|---------------|---------|---------|---------|-------|-------|---|
| | A | B | C | D | E | F | G |
| C3TZ 5230-B | 32 1/8 | | | 6 3/8 | 2 1/2 | 2 1/2 | |
| C5TZ 5230-C | 27 | 2 17/32 | 3 5/8 | 6 | 2 | 2 | |
| C6TZ 5230-G | 27 | 2 17/32 | 3 5/8 | 6 | 2 | 2 | |
| C7TZ 5230-K | 27 | 2 1/2 | 3 5/8 | 6 | 2 | 2 | |
| C7TZ 5230-M | 27 | 2 1/2 | 3 5/8 | 6 | 2 1/2 | 2 | |
| ★C8UZ 5230-B | 27 | 2 | 3 21/32 | 6 | 2 | 2 | |
| C9TZ 5230-A | 21 1/4 | 2 1/2 | 2 3/4 | 6 11/32 | 2 | 2 | |
| C9TZ 5230-B | 6 3/4 | 1 | 1 | 4 3/8 | 1 | 1 | |
| ★D3TZ 5230-B | 27 | 2 1/2 | 3 3/4 | 6 | 2 1/2 | 2 | |
| D3TZ 5230-D | 34 1/4 | 2 1/2 | 2 1/2 | 6 | 2 1/2 | 2 1/2 | |
| D3TZ 5230-E | 27 1/8 | 2 | 2 1/2 | 7 | 2 1/2 | 2 | |
| D3TZ 5230-F | 32 1/4 | 3 | 3 | 6 | 2 1/2 | 2 1/2 | |
| D4TZ 5230-A | 32 1/4 | 3 | 3 5/8 | 7 | 2 1/2 | 2 1/2 | |
| D4TZ 5230-B | 32 1/4 | 3 | 3 5/8 | 7 | 2 1/2 | 2 1/2 | |
| D4TZ 5230-C | 27 | 2 1/2 | 2 1/2 | 6 | 2 1/2 | 2 | |
| D4TZ 5230-D | 27 | 2 1/2 | 3 5/8 | 6 | 2 1/4 | 2 | |
| D4TZ 5230-E | 27 | 2 1/2 | 3 5/8 | 6 | 2 | 2 | |
| D4TZ 5230-J | 32 1/4 | 2 1/2 | 3 5/8 | 7 | 2 1/2 | 2 1/2 | |
| ★D4TZ 5230-M | 32 1/4 | 2 5/8 | 66 1/8 | 7 | 2 1/2 | 2 1/2 | |
| D5TZ 5230-A | 27 | 2 | 3 5/8 | 7 | 2 1/2 | 2 1/2 | |
| D5TZ 5230-D | 27 | 19 3/16 | 3 1/2 | 7 | 2 1/2 | 2 1/2 | |
| D5TZ 5230-J | 27 | 2 1/4 | 3 5/8 | 6 | 2 1/2 | 2 | |
| D5TZ 5230-K | 27 | 2 1/4 | 3 5/8 | 7 | 2 1/2 | 2 1/2 | |
| D5TZ 5230-L | 27 | 2 | 3 5/8 | 6 | 2 | 2 | |
| D5TZ 5230-M | 27 | 18 5/8 | 3 5/8 | 6 | 2 | 2 | |
| D5TZ 5230-N | 27 | 2 | 2 1/2 | 6 | 2 | 2 | |
| D5TZ 5230-R | 27 | 2 | 3 5/8 | 7 | 2 | 2 | |
| D5TZ 5230-AA | 27 | 2 1/2 | 3 5/8 | 6 | 2 | 2 | |
| D5TZ 5230-AB | 32 1/4 | 2 3/4 | 3 5/8 | 7 | 2 1/2 | 2 1/2 | |
| D5TZ 5230-AE | 27 | 2 | 3 5/8 | 7 | 2 1/2 | 2 1/4 | |

APRIL, 1980

COPYRIGHT © 1980— FORD MOTOR —DEARBORN, MICHIGAN
COMPANY

CHANGE 1

**1973/79
TRUCK SERIES 100/500**

SIZE CHART

| PART NUMBER | SIZE (INCHES) | | | | | | |
|----------------|--|----------|----------|---------|-------|-------|---|
| | A | B | C | D | E | F | G |
| 5230 | MUFFLER – For model usage refer to Model Application Chart in Section 52.1 — Cont'd | | | | | | |
| D5TZ 5230-AF | 27 | 2 | 3 5/8 | 6 | 2 1/2 | 2 | |
| D5TZ 5230-AJ | 27 | 2 1/2 | 3 5/8 | 7 | 2 1/2 | 2 1/4 | |
| D5TZ 5230-AT | 32 1/4 | 3 | 3 5/8 | 7 | 2 1/2 | 2 1/2 | |
| D5TZ 5230-AU | 27 | 19 | 3 5/8 | 6 | 2 1/2 | 2 | |
| D5TZ 5230-AV | 27 | 3 | 3 5/8 | 6 | 2 1/2 | 2 | |
| D5TZ 5230-AW | 27 | 2 1/2 | 3 5/8 | 7 | 2 1/2 | 2 1/4 | |
| D5TZ 5230-AY | 32 1/4 | 2 3/4 | 3 5/8 | 7 | 2 1/2 | 2 1/2 | |
| D5TZ 5230-BG | 27 | 72 9/16 | 3 5/8 | 7 | 2 1/4 | 2 1/2 | |
| D5TZ 5230-BH | 27 | 72 9/16 | 3 5/8 | 7 | 2 1/4 | 2 1/4 | |
| D5TZ 5230-BG | 27 | 76 | 3 5/8 | 7 | 2 1/2 | 2 1/4 | |
| D5TZ 5230-BJ | 27 | 72 9/16 | 3 5/8 | 6 | 2 1/4 | 2 | |
| ★ D5TZ 5230-BK | 32 1/4 | 62 1/4 | 3 5/8 | 7 | 2 1/2 | 2 1/2 | |
| D5TZ 5230-BL | 32 1/4 | 62 1/4 | 3 5/8 | 7 | 2 1/2 | 2 1/2 | |
| D5TZ 5230-BM | 32 1/4 | 51 11/16 | 3 5/8 | 7 | 2 1/2 | 2 1/2 | |
| D5TZ 5230-BN | 32 1/4 | 56 7/8 | 3 5/8 | 7 | 2 1/4 | 2 1/2 | |
| D5TZ 5230-BR | 32 1/4 | 56 7/8 | 3 5/8 | 7 | 2 1/4 | 2 1/2 | |
| D5TZ 5230-BT | 32 1/4 | 67 5/16 | 3 5/8 | 7 | 2 1/4 | 2 1/2 | |
| D5TZ 5230-BU | 32 1/4 | 67 5/16 | 3 5/8 | 7 | 2 1/4 | 2 1/2 | |
| D5TZ 5230-BV | 27 | 72 5/8 | 3 5/8 | 7 | 2 1/4 | 2 1/2 | |
| D5TZ 5230-BY | 27 | 72 5/8 | 3 5/8 | 7 | 2 1/4 | 2 1/2 | |
| D5TZ 5230-CB | 27 | 72 5/8 | 3 5/8 | 6 | 2 1/4 | 2 1/2 | |
| D5TZ 5230-CC | 27 | 56 3/16 | 3 5/8 | 6 | 2 1/2 | 2 1/4 | |
| D5TZ 5230-CD | 27 | 56 3/16 | 3 5/8 | 7 | 2 1/4 | 2 1/2 | |
| D5TZ 5230-CE | 27 | 56 3/16 | 3 5/8 | 7 | 2 1/4 | 2 1/2 | |
| D5TZ 5230-CF | 27 | 56 3/16 | 3 5/8 | 7 | 2 1/4 | 2 1/2 | |
| D5TZ 5230-CG | 27 | 56 3/16 | 3 5/8 | 7 | 2 1/4 | 2 1/2 | |
| D5TZ 5230-CH | 27 | 63 29/32 | 3 5/8 | 6 | 2 | 2 | |
| D5TZ 5230-CJ | 27 | 79 3/16 | 3 5/8 | 6 | 2 | 2 | |
| D5TZ 5230-CK | 27 | 57 1/16 | 3 5/8 | 6 | 2 1/2 | 2 | |
| D5TZ 5230-CL | 221 3/4 | 2 1/2 | 7 | 7 | 2 1/4 | 2 1/2 | |
| D5TZ 5230-CM | 27 | 57 1/4 | 3 5/8 | 6 | 2 1/4 | 2 | |
| D5TZ 5230-CN | 27 | 57 1/4 | 3 5/8 | 7 | 2 1/4 | 2 1/2 | |
| D5TZ 5230-CR | 27 | 59 7/8 | 3 5/8 | 6 | 2 1/4 | 2 | |
| D5TZ 5230-CS | 27 | 59 7/8 | 3 5/8 | 6 | 2 1/2 | 2 | |
| D5TZ 5230-CT | 27 | 59 7/8 | 3 5/8 | 7 | 2 1/2 | 2 1/4 | |
| D5TZ 5230-CU | 27 | 57 1/16 | 3 5/8 | 6 | 2 1/2 | 2 | |
| ★ D5UZ 5230-A | 32 1/4 | 2 1/4 | 115 5/8 | 5&9 1/4 | 2 1/2 | 3 | |
| D5UZ 5230-C | 24 | 2 1/4 | 73 1/4 | 5&9 1/4 | 2 1/2 | 3 | |
| ★ D5UZ 5230-D | 32 1/4 | 2 1/4 | 62 11/16 | 5&9 1/4 | 2 1/2 | 3 | |
| D5UZ 5230-E | 24 | 2 1/4 | 115 3/16 | 5&9 1/4 | 2 1/2 | 3 | |
| D5UZ 5230-F | 24 | 2 1/4 | 73 3/4 | 5&9 1/4 | 2 1/2 | 3 | |
| D5UZ 5230-G | 32 1/4 | 2 1/4 | 63 15/16 | 5&9 1/4 | 2 1/2 | 3 | |
| D5UZ 5230-K | 21 1/2 | 2 1/4 | 73 3/16 | 5&9 1/4 | 2 1/4 | 2 1/4 | |
| ★ D5UZ 5230-M | 21 1/2 | 2 1/4 | 72 27/32 | 5&9 1/4 | 2 1/4 | 2 1/4 | |
| D5UZ 5230-N | 21 1/2 | 2 1/4 | 62 3/4 | 5&9 1/4 | 2 1/4 | 2 1/4 | |
| D5UZ 5230-R | 24 | 2 1/4 | 59 3/16 | 5&9 1/4 | 2 1/2 | 3 | |
| D5UZ 5230-S | 24 | 2 1/4 | 70 5/8 | 5&9 1/4 | 2 1/2 | 3 | |
| D5UZ 5230-T | 19 1/4 | 2 1/4 | 62 3/4 | 5&9 1/4 | 2 | 2 1/4 | |
| D5UZ 5230-U | 19 1/4 | 2 1/4 | 72 27/32 | 5&9 1/4 | 2 1/4 | 2 | |
| D5UZ 5230-V | 19 1/4 | 2 1/4 | 76 3/4 | 5&9 1/4 | 2 1/4 | 2 | |
| D5UZ 5230-Y | 23 3/4 | 2 1/4 | 57 3/16 | 5&9 1/4 | 2 1/2 | 2 1/4 | |
| ★ D5UZ 5230-AA | 30 | 2 1/4 | 117 7/16 | 5&9 1/4 | 2 1/2 | 3 1/2 | |
| D5UZ 5230-AB | 23 3/4 | 2 1/4 | 57 3/16 | 5&9 1/4 | 2 1/2 | 2 1/4 | |
| ★ D5UZ 5230-AF | 30 | 2 1/4 | 63 7/8 | 5&9 1/4 | 2 1/2 | 3 | |
| ★ D5UZ 5230-AG | 30 | 2 1/4 | 62 11/16 | 5&9 1/4 | 2 1/2 | 3 1/2 | |
| D5UZ 5230-AJ | 26 | 2 1/4 | 2 1/4 | 5&9 1/4 | 2 1/2 | 2 1/4 | |

1973/79
TRUCK SERIES 100/500

SIZE CHART

| PART NUMBER | SIZE (INCHES) | | | | | | |
|---------------|--|----------|----------|-----------|-------|-------|---|
| | A | B | C | D | E | F | G |
| 5230 | MUFFLER — For model usage refer to Model Application Chart in Section 52.1 — Cont'd | | | | | | |
| D5UZ 5230-AK | 17 3/4 | 2 1/4 | 68 27/32 | 5&9 1/4 | 2 1/4 | 2 | |
| D5UZ 5230-AL | 17 3/4 | 2 1/4 | 68 27/32 | 5&9 1/4 | 2 1/4 | 2 1/4 | |
| D5UZ 5230-AM | 17 7/8 | 2 1/4 | 69 13/32 | 5&9 1/4 | 2 1/4 | 2 | |
| D5UZ 5230-AN | 17 7/8 | 2 1/4 | 69 13/32 | 5&9 1/4 | 2 1/4 | 2 1/4 | |
| ★ D6TZ 5230-A | 32 1/4 | 58 27/32 | 3 5/8 | 7 | 2 1/2 | 2 1/2 | |
| ★ D6TZ 5230-B | 32 1/4 | 69 1/2 | 3 5/8 | 7 | 2 1/2 | 2 1/2 | |
| ★ D6TZ 5230-C | 32 1/4 | 58 15/16 | 3 5/8 | 7 | 2 1/2 | 2 1/2 | |
| ★ D6TZ 5230-D | 32 1/4 | 69 1/2 | 3 5/8 | 7 | 2 1/2 | 2 1/2 | |
| D6TZ 5230-G | 27 | 60 11/16 | 3 5/8 | 6 | 2 1/4 | 2 1/2 | |
| D6TZ 5230-H | 27 | 60 11/16 | 3 5/8 | 7 | 2 1/4 | 2 1/2 | |
| D6TZ 5230-J | 27 | 60 11/16 | 3 5/8 | 7 | 2 1/4 | 2 1/2 | |
| D6TZ 5230-K | 27 | 60 3/4 | 3 5/8 | 6 | 2 1/4 | 2 1/2 | |
| D6TZ 5230-L | 27 | 60 3/4 | 3 5/8 | 6 | 2 1/4 | 2 1/2 | |
| D6TZ 5230-M | 27 | 60 3/4 | 3 5/8 | 7 | 2 1/4 | 2 1/2 | |
| D7TZ 5230-B | 27 | 19 3/4 | 3 5/8 | 7 | 2 1/2 | 2 1/4 | |
| D7TZ 5230-C | 27 | 66 1/4 | 3 5/8 | 7 | 2 1/2 | 2 1/4 | |
| D7TZ 5230-D | 27 | 51 | 3 5/8 | 7 | 2 1/4 | 2 1/4 | |
| D7TZ 5230-F | 27 | 2 | 3 5/8 | 7 | 2 1/2 | 2 1/4 | |
| D7TZ 5230-H | 27 | 58 | 3 5/8 | 7 | 2 1/2 | 2 1/4 | |
| D7TZ 5230-J | 27 | 74 1/8 | 3 5/8 | 7 | 2 1/2 | 2 1/4 | |
| D7TZ 5230-L | 27 | 58 | 3 5/8 | 7 | 2 1/2 | 2 1/4 | |
| D7TZ 5230-M | 27 | 17 1/2 | 3 5/8 | 7 | 2 1/2 | 2 1/4 | |
| D7TZ 5230-N | 27 | 8 11/16 | 3 5/8 | 7 | 2 1/2 | 2 1/4 | |
| D7TZ 5230-S | 27 | 10 5/8 | 3 5/8 | 6 | 2 | 2 | |
| D7TZ 5230-U | 27 | 58 5/16 | 3 5/8 | 6 | 2 | 2 | |
| D7TZ 5230-V | 27 | 2 1/2 | 3 5/8 | 6 | 2 | 2 1/4 | |
| D7TZ 5230-W | 27 | 74 | 3 5/8 | 7 | 2 1/4 | 2 1/4 | |
| D7TZ 5230-Y | 27 | 58 | 3 5/8 | 7 | 2 1/2 | 2 1/4 | |
| D7TZ 5230-Z | 27 | 58 | 3 5/8 | 7 | 2 1/2 | 2 1/4 | |
| D7UZ 5230-A | 24 3/4 | 2 1/4 | 2 1/2 | 9 1/4 x 5 | 2 1/2 | 2 1/4 | |
| D7UZ 5230-B | 24 3/4 | 2 1/4 | 86 1/2 | 9 1/4 x 5 | 2 1/2 | 2 1/4 | |
| D7UZ 5230-C | 24 3/4 | 2 1/4 | 86 1/2 | 9 1/4 x 5 | 2 1/2 | 2 1/4 | |
| D7UZ 5230-D | 24 3/4 | 2 1/4 | 76 1/2 | 9 1/4 x 5 | 2 1/2 | 2 1/4 | |
| D7UZ 5230-E | 20 | 2 1/4 | 79 13/32 | 9 1/4 x 5 | 2 1/4 | 2 1/4 | |
| D7UZ 5230-F | 20 | 2 1/4 | 64 27/32 | 9 1/4 x 5 | 2 1/4 | 2 1/4 | |
| D7UZ 5230-G | 20 | 2 1/4 | 69 13/32 | 9 1/4 x 5 | 2 1/4 | 2 1/4 | |
| ★ D8TZ 5230-C | 32 1/4 | 2 1/4 | 65 1/8 | 9 1/4 x 5 | 2 1/2 | 2 | |
| D8TZ 5230-D | 32 1/4 | 2 1/4 | 65 1/8 | 9 1/4 x 5 | 2 1/2 | 2 | |
| D8TZ 5230-E | 32 1/4 | 2 1/4 | 65 1/8 | 9 1/4 x 5 | 2 1/2 | 2 | |
| D8TZ 5230-F | 20 | 2 | 64 7/8 | 9 1/4 x 5 | 2 1/2 | 2 1/4 | |
| D8TZ 5230-G | 20 | 2 | 64 7/8 | 9 1/4 x 5 | 2 1/4 | 2 | |
| D8TZ 5230-H | 20 | 2 1/4 | 65 1/8 | 9 1/4 x 5 | 2 1/4 | 2 | |
| D8TZ 5230-J | 20 | 2 1/4 | 65 1/8 | 9 1/4 x 5 | 2 1/4 | 2 1/4 | |
| D8TZ 5230-M | 20 | 2 1/4 | 79 13/32 | 9 1/4 x 5 | 2 1/4 | 2 | |
| D8TZ 5230-N | 20 | 2 1/4 | 79 13/32 | 9 1/4 x 5 | 2 1/4 | 2 1/4 | |
| D8TZ 5230-S | 20 | 2 1/4 | 79 13/32 | 9 1/4 x 5 | 2 1/4 | 2 1/4 | |
| D8TZ 5230-T | 20 | 2 1/4 | 79 13/32 | 9 1/4 x 5 | 2 1/4 | 2 1/4 | |
| D8TZ 5230-U | 32 1/4 | 2 1/4 | 65 11/16 | 9 1/4 x 5 | 2 1/2 | 2 | |
| D8TZ 5230-V | 32 1/4 | 2 1/4 | 65 11/16 | 9 1/4 x 5 | 2 1/2 | 2 | |
| D8TZ 5230-AA | 32 1/4 | 8 13/16 | 3 3/4 | 7 | 2 1/2 | 2 1/4 | |
| D8TZ 5230-AB | 31 1/4 | 8 7/16 | 1 1/2 | 7 | 2 1/2 | 2 1/4 | |
| D8TZ 5230-AC | 27 | 2 | 3 5/8 | 6 | 2 | 2 1/4 | |
| D8TZ 5230-AD | 27 | 2 3/4 | 3 5/8 | 7 | 2 1/2 | 2 1/4 | |
| D8TZ 5230-AE | 27 | 13 1/8 | 3 5/8 | 6 | 2 | 2 1/4 | |
| D8TZ 5230-AF | 27 | 14 | 3 5/8 | 6 | 2 1/2 | 2 1/4 | |
| D8TZ 5230-AG | 27 | 13 7/8 | 3 5/8 | 7 | 2 1/2 | 2 1/4 | |

1973/79
TRUCK SERIES 100/500

SIZE CHART

| PART NUMBER | SIZE (INCHES) | | | | | | |
|----------------|---|----------|----------|-----------|-------|-------|---|
| | A | B | C | D | E | F | G |
| 5230 | MUFFLER -- For model usage refer to Model Application Chart in Section 52.1 -- Cont'd | | | | | | |
| D8TZ 5230-AH | 27 | 2 | 3 5/8 | 7 | 2 1/2 | 2 1/4 | |
| D8TZ 5230-AJ | 27 | 58 | 3 5/8 | 7 | 2 1/2 | 2 1/4 | |
| ★ D8TZ 5230-AK | 27 | 30 5/8 | 3 5/8 | 6 | 2 | 2 | |
| ★ D8TZ 5230-AL | 27 | 51 | 3 5/8 | 7 | 2 1/2 | 2 1/4 | |
| D8TZ 5230-AM | 27 | 51 | 3 5/8 | 7 | 2 1/2 | 2 1/4 | |
| D8TZ 5230-AS | 27 | 21 11/32 | 3 5/8 | 7 | 2 1/2 | 2 1/4 | |
| D8TZ 5230-AT | 27 | 53 1/2 | 3 5/8 | 6 | 2 | 2 1/4 | |
| D8TZ 5230-AU | 27 | 77 | 3 5/8 | 7 | 2 1/2 | 2 1/4 | |
| D8TZ 5230-AV | 27 | 83 | 3 5/8 | 7 | 2 | 2 | |
| D8TZ 5230-AW | 32 1/4 | 73 5/16 | 3 5/8 | 7 | 2 1/2 | 2 1/4 | |
| D8TZ 5230-AY | 27 | 18 | 3 5/8 | 7 | 2 1/2 | 2 1/4 | |
| D8TZ 5230-BB | 27 | 18 3/4 | 3 5/8 | 6 | 2 | 2 | |
| D8TZ 5230-BC | 27 | 2 1/2 | 3 5/8 | 6 | 2 | 2 | |
| D8TZ 5230-BD | 27 | 8 3/4 | 3 5/8 | 7 | 2 1/2 | 2 1/4 | |
| D8TZ 5230-BE | 27 | 18 | 3 5/8 | 7 | 2 1/2 | 2 1/4 | |
| D8TZ 5230-BF | 32 1/4 | 9 3/4 | 3 5/8 | 7 | 2 1/2 | 2 1/4 | |
| D8TZ 5230-BG | 27 | 79 3/16 | 3 5/8 | 6 | 2 | 2 | |
| D8TZ 5230-BH | 27 | 73 1/4 | 3 5/8 | 7 | 2 1/2 | 2 1/4 | |
| D8TZ 5230-BJ | 27 | 2 | 3 5/8 | 6 | 2 | 2 | |
| D8TZ 5230-BK | 27 | 63 7/8 | 3 5/8 | 6 | 2 | 2 | |
| D8TZ 5230-BL | 27 | 2 | 3 5/8 | 6 | 2 | 2 | |
| ★ D8TZ 5230-BM | 27 | 2 | 3 5/8 | 6 | 2 | 2 | |
| D8TZ 5230-BN | 32 1/4 | 8 3/4 | 44 13/16 | 7 | 2 1/2 | 2 1/4 | |
| D8TZ 5230-BR | 32 1/4 | 8 3/4 | 44 13/16 | 7 | 2 1/2 | 2 1/4 | |
| D8TZ 5230-BS | 32 1/4 | 2 | 44 13/16 | 7 | 2 1/2 | 2 1/4 | |
| D8TZ 5230-BT | 26 | 2 1/4 | 66 1/2 | 9 1/2 x 5 | 2 1/2 | 2 1/4 | |
| D8TZ 5230-BV | 27 | 19 3/4 | 3 5/8 | 7 | 2 1/2 | 2 1/4 | |
| D8TZ 5230-BW | 27 | 20 | 3 5/8 | 7 | 2 1/2 | 2 1/4 | |
| D8TZ 5230-BY | 26 | 2 1/2 | 86 1/2 | 9 1/2 x 5 | 2 1/2 | 2 1/4 | |
| D8TZ 5230-BZ | 26 | 2 1/4 | 66 1/2 | 9 1/2 x 5 | 2 1/2 | 2 1/4 | |
| D8TZ 5230-CA | 26 | 2 1/4 | 86 1/2 | 9 1/2 x 5 | 2 1/2 | 2 1/4 | |
| D8TZ 5230-CB | 27 | 2 1/2 | 3 5/8 | 6 | 2 | 2 | |
| D8TZ 5230-CC | 32 1/4 | 73 5/16 | 3 5/8 | 7 | 2 1/2 | 2 1/4 | |
| D8TZ 5230-CH | 32 1/4 | 2 1/4 | 60 1/4 | 9 1/4 x 5 | 2 1/2 | 2 1/2 | |
| D8TZ 5230-CJ | 32 1/4 | 2 1/4 | 60 1/4 | 9 1/4 x 5 | 2 1/2 | 2 1/2 | |
| D8TZ 5230-CK | 32 1/4 | 2 1/4 | 80 1/4 | 9 1/4 x 5 | 2 1/2 | 2 1/2 | |
| D8TZ 5230-CL | 32 1/4 | 2 1/4 | 80 1/4 | 9 1/4 x 5 | 2 1/2 | 2 1/2 | |
| D8TZ 5230-CM | 32 1/4 | 2 1/4 | 60 1/4 | 9 1/4 x 5 | 2 1/2 | 2 1/2 | |
| D8TZ 5230-CN | 32 1/4 | 2 1/4 | 60 1/4 | 9 1/4 x 5 | 2 1/2 | 2 1/2 | |
| D8TZ 5230-CR | 32 1/4 | 2 1/4 | 60 1/4 | 5 x 9 1/4 | 2 1/2 | 2 1/2 | |
| D8TZ 5230-CS | 27 | 58 1/2 | 3 5/8 | 7 | 2 1/2 | 2 1/4 | |
| D9TZ 5230-B | 27 | 2 1/2 | 79 | 7 | 2 1/2 | 2 1/2 | |
| D9TZ 5230-C | 27 | 2 1/2 | 70 | 6 | 2 | 2 | |
| D9TZ 5230-E | 26 | 2 1/4 | 67 3/8 | 5 x 9 1/4 | 2 1/2 | 2 1/4 | |
| D9TZ 5230-F | 20 | 2 1/4 | 70 1/4 | 5 x 9 1/4 | 2 1/4 | 2 1/4 | |
| D9TZ 5230-G | 26 | 2 1/4 | 67 3/8 | 5 x 9 1/4 | 2 1/2 | 2 1/4 | |
| ★ D9TZ 5230-H | 20 | 2 1/4 | 70 1/4 | 5 x 9 1/4 | 2 1/4 | 2 1/4 | |
| D9TZ 5230-J | 26 | 2 1/4 | 67 3/8 | 5 x 9 1/4 | 2 1/2 | 2 1/4 | |
| D9TZ 5230-K | 27 | 2 1/4 | 61 3/4 | 6 | 2 | 2 | |
| D9TZ 5230-L | 27 | 2 1/4 | 45 1/2 | 7 | 2 1/2 | 2 1/4 | |
| D9TZ 5230-M | 27 | 2 1/4 | 45 1/2 | 6 | 2 | 2 1/4 | |
| D9TZ 5230-N | 27 | 2 1/4 | 45 1/2 | 6 | 2 | 2 | |
| D9TZ 5230-R | 27 | 2 1/4 | 61 3/4 | 7 | 2 1/2 | 2 1/4 | |
| D9TZ 5230-S | 27 | 2 1/4 | 61 3/4 | 7 | 2 1/2 | 2 1/4 | |
| D9TZ 5230-T | 27 | 2 1/4 | 61 3/4 | 7 | 2 1/2 | 2 1/4 | |
| D9TZ 5230-U | 27 | 2 1/4 | 61 3/4 | 7 | 2 1/2 | 2 1/4 | |
| D9TZ 5230-V | 27 | 2 1/4 | 61 3/4 | 7 | 2 1/2 | 2 1/4 | |

1973/79
TRUCK SERIES 100/500

SIZE CHART

| PART NUMBER | SIZE (INCHES) | | | | | | |
|--|---------------|--------|----------|-----------|-------|-------|---|
| | A | B | C | D | E | F | G |
| 5230 MUFFLER – For model usage refer to Model Application Chart in Section 52.1 — Cont'd | | | | | | | |
| D9TZ 5230-W | 27 | 2 1/4 | 61 1/2 | 7 | 2 1/2 | 2 1/4 | |
| D9TZ 5230-Y | 27 | 2 1/4 | 58 1/4 | 7 | 2 1/2 | 2 1/4 | |
| D9TZ 5230-Z | 27 | 2 1/4 | 58 1/4 | 7 | 2 1/2 | 2 1/4 | |
| D9TZ 5230-AB | 27 | 2 1/4 | 53 1/4 | 6 | 2 | 2 1/4 | |
| D9TZ 5230-AC | 27 | 14 | 60 13/32 | 7 | 2 1/2 | 2 1/4 | |
| D9TZ 5230-AD | 27 | 14 | 60 13/32 | 7 | 2 1/2 | 2 1/4 | |
| D9TZ 5230-AE | 27 | 2 1/4 | 60 13/32 | 6 | 2 | 2 | |
| D9TZ 5230-AF | 27 | 2 1/2 | 44 1/4 | 6 | 2 | 2 | |
| D9TZ 5230-AG | 27 | 2 1/2 | 44 1/4 | 6 | 2 | 2 | |
| D9TZ 5230-AH | 27 | 2 1/4 | 60 7/16 | 6 | 2 | 2 | |
| D9TZ 5230-AJ | 27 | 2 1/4 | 70 1/4 | 5 x 9 1/4 | 2 1/4 | 2 | |
| D9TZ 5230-AL | 27 | 2 1/4 | 67 3/8 | 5 x 9 1/4 | 2 1/2 | 2 1/4 | |
| D9TZ 5230-AM | 27 | 2 1/4 | 67 3/8 | 5 x 9 1/4 | 2 1/2 | 2 1/4 | |
| D9TZ 5230-AN | 27 | 2 1/4 | 87 3/8 | 5 x 9 1/4 | 2 1/2 | 2 1/4 | |
| D9TZ 5230-AR | 27 | 2 1/4 | 87 3/8 | 5 x 9 1/4 | 2 1/2 | 2 1/4 | |
| D9TZ 5230-AT | 32 | 2 1/4 | 53 1/4 | 7 | 2 1/2 | 2 1/4 | |
| D9TZ 5230-AU | 32 | 2 1/4 | 53 1/4 | 7 | 2 1/2 | 2 1/4 | |
| D9TZ 5230-AV | 32 | 2 1/4 | 61 1/8 | 5 x 9 1/4 | 2 1/2 | 2 1/4 | |
| D9TZ 5230-AW | 20 | 2 1/4 | 65 3/4 | 5 x 9 1/4 | 2 1/4 | 2 | |
| D9TZ 5230-AZ | 26 | 2 1/4 | 59 3/4 | 5 x 9 1/4 | 2 1/2 | 2 1/4 | |
| D9TZ 5230-BA | 26 | 2 1/2 | 59 3/4 | 5 x 9 1/4 | 2 1/2 | 2 1/4 | |
| ★ D9TZ 5230-BB | 20 | 2 1/4 | 65 3/4 | 5 x 9 1/4 | 2 1/4 | 2 | |
| D9TZ 5230-BC | 26 | 2 1/4 | 59 3/4 | 5 x 9 1/4 | 2 1/2 | 2 1/4 | |
| D9TZ 5230-BD | 32 | 2 1/4 | 44 1/4 | 7 | 2 1/2 | 2 1/4 | |
| D9TZ 5230-BE | 32 | 2 1/4 | 44 1/4 | 7 | 2 1/2 | 2 1/4 | |
| D9TZ 5230-BF | 32 | 2 1/2 | 60 13/32 | 7 | 2 1/2 | 2 1/4 | |
| D9TZ 5230-BG | 32 | 2 1/4 | 40 1/4 | 7 | 2 1/2 | 2 1/4 | |
| D9TZ 5230-BH | 32 | 2 1/4 | 40 1/4 | 7 | 2 1/2 | 2 1/4 | |
| D9TZ 5230-BJ | 32 | 2 1/4 | 60 13/32 | 7 | 2 1/2 | 2 1/4 | |
| D9TZ 5230-BM | 32 | 2 1/4 | 61 1/8 | 5 x 9 1/4 | 2 1/2 | 2 1/2 | |
| D9TZ 5230-BN | 32 | 2 1/4 | 81 1/8 | 5 x 9 1/4 | 2 1/2 | 2 1/2 | |
| D9TZ 5230-BR | 32 1/4 | 2 1/2 | 51 13/32 | 7 | 2 1/2 | 2 1/2 | |
| D9TZ 5230-BS | 27 | 2 1/2 | 51 13/32 | 7 | 2 1/2 | 2 1/2 | |
| D9TZ 5230-BT | 32 | 2 1/4 | 61 1/8 | 5 x 9 1/4 | 2 1/2 | 2 1/2 | |
| ★ D9TZ 5230-BU | 32 | 2 1/2 | 61 1/8 | 5 x 9 1/4 | 2 1/2 | 2 1/2 | |
| D9TZ 5230-BV | 27 | 14 | 46 1/4 | 7 | 2 1/2 | 2 1/4 | |
| D9TZ 5230-BW | 27 | 14 1/8 | 44 1/4 | 7 | 2 1/2 | 2 1/2 | |
| D9TZ 5230-BY | 27 | 30 1/4 | 44 1/4 | 7 | 2 1/2 | 2 1/4 | |
| D9TZ 5230-BZ | 27 | 30 1/4 | 44 1/4 | 7 | 2 1/2 | 2 1/2 | |

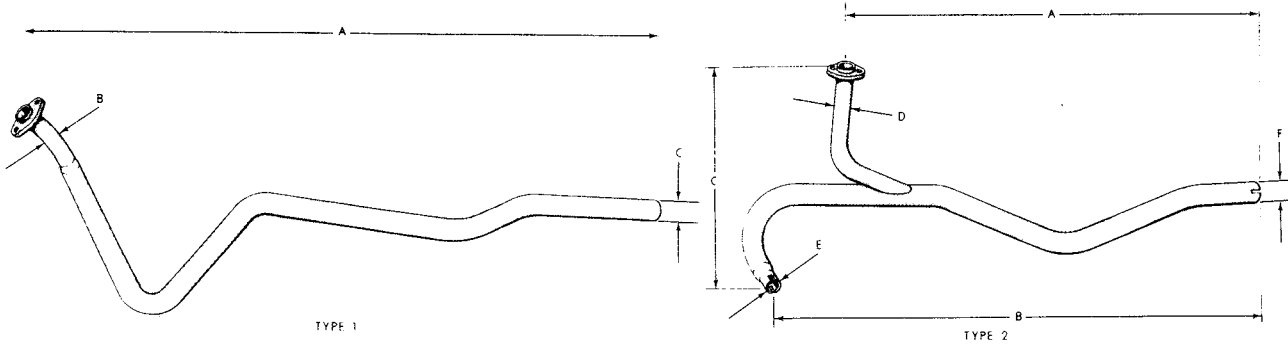
| YEAR | MODEL/RESTRICTIONS | PART NUMBER | DESCRIPTION | QTY. |
|-------|--|-------------|-------------|------|
| 5A231 | Refer to Model Application Chart in Section 52.1 | | | |

| | | | | |
|-------|--|--|--|--|
| 5A239 | Refer to Model Application Chart in Section 52.1 | | | |
|-------|--|--|--|--|

| | | | | |
|------|---|--|--|--|
| 5246 | PIPE (MUFFLER INLET) – For Model Application refer to Model Application Chart in Section 52.1 | | | |
|------|---|--|--|--|

1973/79
TRUCK SERIES 100/500

SIZE CHART



This Chart is to be used in conjunction with the illustration shown above.

| PART NUMBER | TYPE | REPLACED BY | DIMENSIONS (INCHES) | | | | | |
|---------------|--|-------------|---------------------|----------|---------|-------|-------|-------|
| | | | A | B | C | D | E | F |
| 5246 | PIPE (MUFFLER INLET) - For Model Application refer to Model Application Chart in Section 52.1 - Cont'd | | | | | | | |
| C4TZ 5246-A | 2 | | 37 3/4 | 22 3/4 | 16 3/16 | 2 1/2 | 2 3/4 | 2 1/2 |
| C5TZ 5246-H | 1 | | 39 9/32 | 2 | 2 | | | |
| C7TZ 5246-C | 2 | | 28 21/32 | 48 7/8 | 13 1/32 | 2 1/4 | 2 1/2 | 2 1/2 |
| C7TZ 5246-M | 1 | | 75 15/16 | 2 | 2 | | | |
| C8TZ 5246-F | 2 | | 45 7/8 | 54 1/16 | 11 3/4 | 2 1/4 | 2 1/4 | 2 1/2 |
| C8TZ 5246-H | 1 | | 60 5/8 | 2 | 2 | | | |
| C8TZ 5246-M | 2 | | 47 11/16 | 54 | 11 3/8 | 2 1/4 | 2 1/4 | 2 1/2 |
| C8UZ 5246-A | 2 | | 27 1/16 | 31 13/16 | 18 5/32 | 2 | 2 | 2 |
| C9TZ 5246-A | 1 | | 62 9/32 | 2 | 2 | | | |
| C9TZ 5246-B | 2 | | 69 13/32 | 51 21/32 | 16 9/32 | 2 1/4 | 2 1/4 | 2 1/2 |
| C9TZ 5246-C | 2 | | 69 13/32 | 63 1/32 | 11 3/8 | 2 1/4 | 2 1/4 | 2 1/2 |
| C9TZ 5246-D | 1 | | 75 15/16 | 2 | 2 | | | |
| C9TZ 5246-E | 1 | | 42 7/16 | 1 | 1 | | | |
| D0UZ 5246-A | 1 | | 32 | 2 | 2 | | | |
| D3HZ 5246-R | 2 | | 37 1/8 | 2 1/2 | 2 1/2 | | | |
| D3TZ 5246-C | 1 | | 31 5/8 | 2 1/4 | 2 1/4 | | | |
| D3TZ 5246-D | 2 | | 52 11/32 | 44 3/4 | 11 1/2 | 2 1/2 | 2 1/4 | 2 1/2 |
| D3TZ 5246-E | 2 | | 67 3/4 | 61 1/8 | 12 3/16 | 2 1/2 | 2 1/4 | 2 1/2 |
| D3TZ 5246-F | 2 | | 67 3/32 | 50 | 16 1/4 | 2 1/2 | 2 1/4 | 2 1/2 |
| D3TZ 5246-G | 2 | | 51 13/16 | 43 1/2 | 11 5/8 | 2 1/2 | 2 1/4 | 2 1/2 |
| D3TZ 5246-H | 2 | | 48 15/16 | 2 1/2 | 2 1/2 | | | |
| D3TZ 5246-J | 1 | | 43 1/2 | 2 1/2 | 2 1/2 | | | |
| D3TZ 5246-K | 1 | | 56 13/16 | 2 1/2 | 2 1/2 | | | |
| D3TZ 5246-L | 1 | | 64 3/16 | 2 1/2 | 2 1/2 | | | |
| D3TZ 5246-M | 1 | | 56 29/32 | 2 1/2 | 2 1/2 | | | |
| D3TZ 5246-N | 1 | | 55 7/8 | 2 1/2 | 2 1/2 | | | |
| D4HZ 5246-A | 1 | | 37 5/8 | 2 1/2 | 2 1/2 | | | |
| D4HZ 5246-B | 1 | | 40 7/16 | 2 1/2 | 2 1/2 | | | |
| D4TZ 5246-A | 2 | | 53 1/2 | 45 13/32 | 11 1/2 | 2 1/2 | 2 1/4 | 2 1/2 |
| D4TZ 5246-B | 1 | | 19 7/16 | 2 1/4 | 2 1/4 | | | |
| D4TZ 5246-C | 2 | | 68 13/32 | 51 1/4 | 15 1/4 | 2 1/2 | 2 1/4 | 2 1/2 |
| D4TZ 5246-D | 1 | | 57 13/16 | 2 1/2 | 2 1/2 | | | |
| D4TZ 5246-E | 1 | | 65 1/8 | 2 1/2 | 2 1/2 | | | |
| D4TZ 5246-F | 1 | | 42 | 2 1/2 | 2 1/2 | | | |
| D4TZ 5246-G | 2 | | 62 3/4 | 56 1/8 | 12 1/4 | 2 1/2 | 2 1/4 | 2 1/2 |
| D4TZ 5246-H | 2 | | 47 3/8 | 39 3/4 | 11 1/2 | 2 1/2 | 2 1/4 | 2 1/2 |
| D4TZ 5246-J | 1 | | 19 3/8 | 2 1/4 | 2 1/4 | | | |
| D4TZ 5246-K | 1 | | 19 3/8 | 2 1/4 | 2 1/4 | | | |
| D4TZ 5246-L | 1 | | 57 | 2 1/2 | 2 1/2 | | | |
| ★ D4TZ 5246-M | 2 | | 75 1/8 | | 8 7/8 | 2 1/2 | 2 3/8 | 2 1/2 |
| ★ D4TZ 5246-N | 1 | | 19 1/2 | 2 1/4 | 2 5/16 | | | |
| D4TZ 5246-R | 1 | | 69 11/16 | 2 1/2 | 2 1/2 | | | |
| D4TZ 5246-S | 1 | | 86 | 2 | 2 | | | |
| D4TZ 5246-T | 1 | | 76 3/4 | 2 1/2 | 2 1/2 | | | |
| D4TZ 5246-AE | 1 | | 50 15/16 | 2 1/2 | 2 1/2 | | | |
| D4TZ 5246-AH | 2 | | 82 7/8 | 79 13/32 | 23 1/4 | 2 1/4 | 2 1/4 | 2 1/4 |

**1973/79
TRUCK SERIES 100/500**

| PART NUMBER | TYPE | REPLACED BY | DIMENSIONS (INCHES) | | | | | |
|---|------|-------------|---------------------|----------|----------|-------|-------|-------|
| | | | A | B | C | D | E | F |
| 5246 PIPE (MUFFLER INLET) - For Model Application refer to Model Application Chart in Section 52.1 - Cont'd | | | | | | | | |
| D4TZ 5246-AJ | 1 | | 11 5/8 | 2 1/4 | 2 1/4 | | | |
| D4TZ 5246-AK | 2 | | 78 11/16 | 75 1/4 | 23 7/16 | 2 1/2 | 2 1/2 | 2 1/2 |
| D4UZ 5246-A | 1 | | 29 1/2 | 2 | 2 | | | |
| D5TZ 5246-K | 1 | | 46 3/8 | 2 | 2 | | | |
| D5TZ 5246-L | 1 | | 53 | 2 | 2 | | | |
| D5TZ 5246-AK | 1 | | 86 1/8 | 2 | 2 | | | |
| D5TZ 5246-AM | 1 | | 76 13/16 | 2 1/2 | 2 1/2 | | | |
| D5TZ 5246-AN | 1 | | 76 13/16 | 2 1/2 | 2 1/2 | | | |
| D5TZ 5246-AW | 2 | | 43 1/4 | 40 1/2 | 23 1/4 | 2 1/2 | 2 1/2 | 2 1/2 |
| D5TZ 5246-AY | 2 | | 43 5/16 | 40 5/8 | 23 1/4 | 2 1/2 | 2 1/2 | 2 1/2 |
| D5TZ 5246-AZ | 2 | | 59 1/2 | 56 13/16 | 23 1/4 | 2 1/2 | 2 1/2 | 2 1/2 |
| D5TZ 5246-BA | 2 | | 82 13/16 | 80 1/8 | 23 1/4 | 2 1/2 | 2 1/2 | 2 1/2 |
| D5TZ 5246-BC | 2 | | 82 13/16 | 80 1/8 | 23 1/4 | 2 1/2 | 2 1/2 | 2 1/2 |
| D5TZ 5246-BD | 2 | | 78 1/2 | 75 1/16 | 23 1/4 | 2 1/2 | 2 1/2 | 2 1/2 |
| D5TZ 5246-BF | 2 | | 43 1/4 | 40 1/2 | 23 1/4 | 2 1/2 | 2 1/2 | 2 1/2 |
| D5TZ 5246-BH | 2 | | 82 13/16 | 80 1/8 | 23 1/4 | 2 1/2 | 2 1/2 | 2 1/2 |
| D5TZ 5246-BJ | 2 | | 40 3/16 | 35 15/16 | 17 13/16 | 2 | 2 | 2 |
| D5UZ 5246-A | 2 | | 51 1/2 | 47 5/16 | 20 1/2 | 2 1/2 | 2 1/2 | 2 1/2 |
| D5UZ 5246-B | 1 | | 37 5/8 | 2 | 2 | | | |
| D5UZ 5246-C | 2 | | 25 1/4 | 37 3/8 | 20 5/16 | 2 1/2 | 2 1/2 | 2 1/2 |
| D5UZ 5246-E | 2 | | 51 13/16 | 57 | 21 3/4 | 2 1/2 | 2 1/2 | 2 1/2 |
| D5UZ 5246-F | 1 | | 66 7/16 | 2 1/4 | 2 1/4 | | | |
| D5UZ 5246-G | 2 | | 53 3/16 | 57 13/32 | 20 1/2 | 2 1/2 | 2 1/2 | 2 1/2 |
| D5UZ 5246-J | 2 | | 51 1/2 | 46 3/8 | 20 5/16 | 2 1/2 | 2 1/2 | 2 1/2 |
| D5UZ 5246-K | 2 | | 57 3/8 | 52 1/4 | 20 5/16 | 2 1/2 | 2 1/2 | 2 1/2 |
| D5UZ 5246-L | 1 | | 57 7/16 | 2 1/4 | 2 1/4 | | | |
| D5UZ 5246-M | 2 | | 57 7/16 | 53 3/16 | 20 1/2 | 2 1/2 | 2 1/2 | 2 1/2 |
| D5UZ 5246-N | 2 | | 51 1/2 | 47 5/16 | 20 1/2 | 2 1/2 | 2 1/2 | 2 1/2 |
| D6TZ 5246-G | 2 | | 51 | 57 1/4 | 17 13/16 | 2 | 2 | 2 |
| D7TZ 5246-B | 2 | | 40 9/16 | 47 5/8 | 19 3/4 | 2 1/2 | 2 1/2 | 2 1/2 |
| D7TZ 5246-C | 2 | | 67 1/4 | 74 3/16 | 19 3/4 | 2 1/2 | 2 1/2 | 2 1/2 |
| D7TZ 5246-L | 2 | | 50 1/2 | 57 1/2 | 20 1/2 | 2 1/2 | 2 1/2 | 2 1/2 |
| D7TZ 5246-M | 2 | | 80 5/8 | 2 | 2 | | | |
| D7TZ 5246-T | 2 | | 50 1/2 | 57 1/2 | 20 1/2 | 2 1/2 | 2 1/2 | 2 1/2 |
| D7TZ 5246-V | 2 | | 34 | 40 29/32 | 19 3/4 | 2 1/2 | 2 1/2 | 2 1/2 |
| D7TZ 5246-AD | 2 | | 34 5/16 | 41 1/4 | 20 1/2 | 2 1/2 | 2 1/2 | 2 1/2 |
| D7TZ 5246-AE | 2 | | 34 1/4 | 41 1/4 | 20 1/2 | 2 1/2 | 2 1/2 | 2 1/2 |
| D7TZ 5246-AH | 2 | | 34 | 40 7/8 | 20 1/2 | 2 1/2 | 2 1/2 | 2 1/2 |
| ★ D7TZ 5246-AN | 1 | | 46 3/8 | 2 | 2 | | | |
| D7TZ 5246-BF | 2 | | 36 | 40 13/16 | 18 3/16 | 2 | 2 | 2 |
| D7TZ 5246-BG | 2 | | 24 3/4 | 29 1/2 | 18 3/16 | 2 | 2 | 2 |
| D7UZ 5246-A | 2 | | 47 7/16 | 51 1/2 | 20 1/2 | 2 1/2 | 2 1/2 | 2 1/2 |
| D7UZ 5246-B | 2 | | 53 3/8 | 57 7/16 | 20 1/2 | 2 1/2 | 2 1/2 | 2 1/2 |
| D7UZ 5246-E | 2 | | 26 5/8 | 30 3/4 | 20 1/2 | 2 1/2 | 2 1/2 | 2 1/2 |
| D8TZ 5246-A | 2 | | 46 1/4 | 53 1/4 | 20 | 2 1/2 | 2 1/2 | 2 1/2 |
| D8TZ 5246-B | 2 | | 40 11/16 | 47 11/16 | 20 1/2 | 2 1/2 | 2 1/2 | 2 1/2 |
| D8TZ 5246-C | 2 | | 34 1/2 | 41 3/4 | 21 3/4 | 2 1/2 | 2 1/2 | 2 1/2 |
| D8TZ 5246-D | 2 | | 25 1/8 | 32 1/4 | 21 5/8 | 2 1/2 | 2 1/2 | 2 1/2 |
| D8TZ 5246-E | 2 | | 33 1/4 | 40 1/4 | 20 1/2 | 2 1/2 | 2 1/2 | 2 1/2 |
| D8TZ 5246-K | 1 | | 46 13/32 | 2 | 2 | | | |
| D8TZ 5246-N | 1 | | 57 7/16 | 2 1/4 | 2 1/4 | | | |
| D8TZ 5246-R | 2 | | 67 1/4 | 74 1/8 | 20 1/2 | 2 1/2 | 2 1/2 | 2 1/2 |
| D8TZ 5246-U | 1 | | 32 1/2 | 2 | 2 | | | |
| D8TZ 5246-V | 1 | | 75 | 2 | 2 | | | |
| D8TZ 5246-Y | 2 | | 63 1/2 | 70 1/2 | 21 3/4 | 2 1/2 | 2 1/2 | 2 1/2 |
| D8TZ 5246-Z | 2 | | 64 | 40 3/4 | 16 7/8 | 2 | 2 | 2 |
| D8TZ 5246-AA | 2 | | 34 1/4 | 41 1/4 | 20 1/2 | 2 1/2 | 2 1/2 | 2 1/2 |
| D8TZ 5246-AB | 2 | | 34 1/4 | 41 1/4 | 20 1/2 | 2 1/2 | 2 1/2 | 2 1/2 |
| D8TZ 5246-AC | 2 | | 63 3/16 | 70 1/2 | 21 3/4 | 2 1/2 | 2 1/2 | 2 1/2 |
| D8TZ 5246-AH | 1 | | 86 1/2 | 2 | 2 | | | |
| D8TZ 5246-AJ | 1 | | 86 1/2 | 2 | 2 | | | |

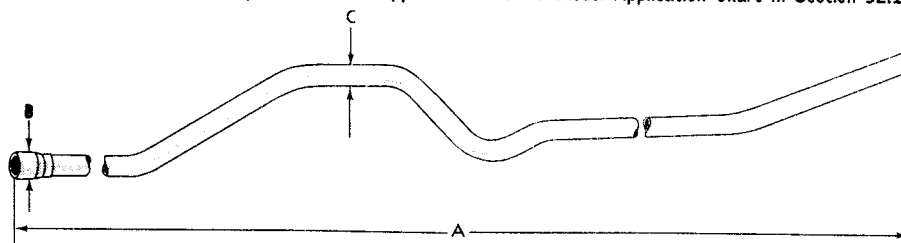
1973/79
TRUCK SERIES 100/500

| PART NUMBER | TYPE | REPLACED BY | DIMENSIONS (INCHES) | | | | | |
|--------------|--|-------------|---------------------|----------|--------|-------|-------|-------|
| | | | A | B | C | D | E | F |
| 5246 | PIPE (MUFFLER INLET) - For Model Application refer to Model Application Chart in Section 52.1 - Cont'd | | | | | | | |
| D8TZ 5246-AK | 2 | | 34 1/2 | 41 3/4 | 21 3/4 | 2 1/2 | 2 1/2 | 2 1/2 |
| D9TZ 5246-A | 2 | | 95 1/4 | 102 1/4 | 20 5/8 | 2 1/4 | 2 1/4 | 2 1/2 |
| D9TZ 5246-B | 2 | | 92 1/4 | 98 1/2 | 21 3/4 | 2 1/2 | 2 1/2 | 2 1/2 |
| D9TZ 5246-C | 1 | | 107 7/16 | 2 | 2 | | | |
| D9TZ 5246-D | 1 | | 52 1/2 | 2 | 2 | | | |
| D9TZ 5246-F | 2 | | 53 7/8 | 57 1/4 | 20 7/8 | 2 | 2 | 2 1/2 |
| D9TZ 5246-G | 2 | | 53 7/8 | 57 1/4 | 20 7/8 | 2 | 2 | 2 1/2 |
| D9TZ 5246-H | 2 | | 41 | 48 | 20 1/2 | 2 1/4 | 2 1/4 | 2 1/2 |
| D9TZ 5246-J | 2 | | 41 | 48 | 20 1/2 | 2 1/4 | 2 1/4 | 2 1/2 |
| D9TZ 5246-K | 2 | | 51 1/2 | 58 7/8 | 21 1/4 | 2 1/2 | 2 1/2 | 2 1/2 |
| D9TZ 5246-L | 1 | | 41 11/16 | 2 | 2 | | | |
| D9TZ 5246-M | 1 | | 30 | 2 | 2 | | | |
| D9TZ 5246-R | 2 | | 42 1/4 | 47 1/4 | 18 | 2 | 2 | 2 |
| D9TZ 5246-S | 2 | | 50 7/8 | 57 7/8 | 20 1/2 | 2 1/4 | 2 1/4 | 2 1/2 |
| D9TZ 5246-T | 2 | | 40 3/4 | 47 3/4 | 20 1/2 | 2 1/4 | 2 1/4 | 2 1/2 |
| D9TZ 5246-U | 1 | | 53 | 2 | 2 | | | |
| D9TZ 5246-Y | 2 | | 42 | 49 1/4 | 21 5/8 | 2 1/2 | 2 1/2 | 2 1/2 |
| D9TZ 5246-Z | 2 | | 63 1/4 | 70 1/2 | 21 5/8 | 2 1/2 | 2 1/2 | 2 1/2 |
| D9TZ 5246-AA | 2 | | 31 1/2 | 38 7/8 | 21 5/8 | 2 1/2 | 2 1/2 | 2 1/2 |
| D9TZ 5246-AB | 2 | | 30 1/4 | 37 1/4 | 18 | 2 1/4 | 2 1/4 | 2 1/2 |
| D9TZ 5246-AC | 2 | | 18 3/4 | 23 | 19 1/2 | 2 | 2 | 2 1/2 |
| D9TZ 5246-AD | 2 | | 30 5/8 | 35 5/8 | 18 | 2 | 2 | 2 |
| D9TZ 5246-AE | 1 | | 77 3/4 | 2 | 2 | | | |
| D9TZ 5246-AF | 1 | | 101 3/4 | 2 | 2 | | | |
| D9TZ 5246-AG | 2 | | 65 1/2 | 72 1/2 | 20 5/8 | 2 1/4 | 2 1/4 | 2 1/2 |
| D9TZ 5246-AH | 2 | | 68 3/4 | 75 3/4 | 20 5/8 | 2 1/4 | 2 1/4 | 2 1/2 |
| D9TZ 5246-AJ | 2 | | 89 1/2 | 96 1/2 | 20 5/8 | 2 1/4 | 2 1/4 | 2 1/2 |
| D9TZ 5246-AK | 2 | | 61 1/2 | 68 5/8 | 21 5/8 | 2 1/2 | 2 1/2 | 2 1/2 |
| D9TZ 5246-AL | 2 | | 64 3/4 | 72 | 21 5/8 | 2 1/2 | 2 1/2 | 2 1/2 |
| D9TZ 5246-AM | 2 | | 83 1/2 | 90 5/8 | 21 5/8 | 2 1/2 | 2 1/2 | 2 1/2 |
| D9TZ 5246-AN | 1 | | 65 7/8 | 2 1/4 | 2 1/4 | | | |
| D9TZ 5246-AR | 2 | | 57 3/4 | 50 3/4 | 20 1/2 | 2 1/2 | 2 1/2 | 2 1/2 |
| D9TZ 5246-AT | 2 | | 57 3/4 | 50 3/4 | 20 1/2 | 2 1/2 | 2 1/2 | 2 1/2 |
| D9TZ 5246-AU | 2 | | 46 1/4 | 53 1/4 | 20 1/2 | 2 1/4 | 2 1/4 | 2 1/2 |
| D9TZ 5246-AV | 1 | | 85 1/4 | 2 | 2 | | | |
| D9TZ 5246-AW | 1 | | 65 3/4 | 2 1/4 | 2 1/4 | | | |
| D9TZ 5246-AY | 2 | | 60 5/8 | 53 5/8 | 20 1/2 | 2 1/2 | 2 1/2 | 2 1/2 |
| D9TZ 5246-AZ | 2 | | 51 1/2 | 58 5/8 | 21 3/4 | 2 1/2 | 2 1/2 | 2 1/2 |
| D9TZ 5246-BB | 2 | | 52 1/2 | 57 1/2 | 18 | 2 | 2 | 2 |
| D9TZ 5246-BC | 2 | | 61 13/16 | 68 13/16 | 20 1/2 | 2 1/4 | 2 1/4 | 2 1/2 |
| D9TZ 5246-BD | 2 | | 63 1/8 | 70 3/8 | 21 3/4 | 2 1/2 | 2 1/2 | 2 1/2 |
| D9TZ 5246-BE | 2 | | 52 1/8 | 59 3/8 | 21 3/4 | 2 1/2 | 2 1/2 | 2 1/2 |
| D9TZ 5246-BF | 1 | | 85 5/16 | 2 | 2 | | | |
| D9TZ 5246-BR | 2 | | 61 11/16 | 68 11/16 | 20 1/2 | 2 1/2 | 2 1/2 | 2 1/2 |
| D9TZ 5246-BS | 1 | | 41 1/8 | 2 | 2 | | | |
| D9TZ 5246-BT | 1 | | 62 5/8 | 2 | 2 | | | |

1973/79
TRUCK SERIES 100/500

5A246 BRACKET and INSULATOR ASSY. (MUFFLER INLET PIPE) -
For Model Application refer to Model Application Chart in Section 52.1

5255 PIPE (MUFFLER OUTLET) - For Model Application refer to Model Application Chart in Section 52.1



P-2920

SIZE CHART

| PART NUMBER | SIZE (INCHES) | | | PART NUMBER | SIZE (INCHES) | | |
|--------------|---------------|-------|-------|---------------|---------------|-------|-------|
| | A | B | C | | A | B | C |
| B5C 5255-A | 23 5/8 | 2 | 2 | D4TZ 5255-G | 60 | 2 1/2 | 3 |
| B7TZ 5255-A | 79 | 2 | 1 3/4 | D4TZ 5255-H | 72 1/4 | 2 1/2 | 3 |
| B7TZ 5255-B | 96 5/8 | 2 | 1 3/4 | D4TZ 5255-J | 69 1/2 | 2 | 2 |
| C2TZ 5255-E | 24 or 12 | 2 1/2 | 2 1/2 | D4TZ 5255-K | 53 5/16 | 2 | 2 |
| C4TZ 5255-D | 19 5/8 | 2 1/2 | 2 1/2 | D4TZ 5255-N | 60 1/2 | 2 | 2 |
| C5TZ 5255-N | 124 1/4 | | 2 | D4TZ 5255-R | 44 1/4 | 2 | 2 |
| C7TZ 5255-Z | 53 3/8 | 2 | 2 | D4TZ 5255-V | 119 1/2 | 2 1/2 | 2 1/2 |
| C7TZ 5255-AA | 69 1/2 | 2 | 2 | D4TZ 5255-W | 91 1/8 | 2 1/2 | 2 1/2 |
| C7TZ 5255-AB | 51 1/2 | 2 | 2 | D4TZ 5255-AA | 145 1/2 | 2 1/2 | 2 1/2 |
| C7TZ 5255-AC | 47 3/4 | 2 | 2 | D5TZ 5255-G | 44 9/16 | 2 | |
| C7TZ 5255-AD | 75 1/2 | 2 | 2 | D5TZ 5255-H | 60 3/4 | 2 | |
| C7TZ 5255-AF | 70 3/8 | 2 | 1 3/4 | ★D5TZ 5255-J | 38 3/4 | 2 | |
| C7TZ 5255-AG | 101 3/8 | 2 | 1 3/4 | ★D5TZ 5255-K | 38 7/8 | 2 | |
| C8UZ 5255-B | 59 1/4 | 2 | 2 | D5TZ 5255-L | 58 3/8 | 2 | |
| C8UZ 5255-D | 77 1/4 | 2 | 2 | D5TZ 5255-M | 58 3/8 | 2 | |
| C9TZ 5255-A | 3 5/8 | 1 | 1 | D5TZ 5255-N | 55 | 2 1/2 | |
| D0TZ 5255-A | 58 1/16 | 2 | | D5TZ 5255-R | 61 7/16 | 2 | |
| D0TZ 5255-B | 74 1/4 | 2 | | D5TZ 5255-S | 45 1/4 | 2 | |
| D0UZ 5255-A | 56 5/16 | 2 | | D5TZ 5255-T | 45 29/32 | 2 | |
| D0UZ 5255-B | 77 5/16 | 2 | | D5TZ 5255-U | 49 11/16 | 2 | |
| D3HZ 5255-L | 57 3/4 | 2 1/2 | 2 1/2 | D5TZ 5255-V | 73 11/16 | 2 | |
| D3HZ 5255-M | 57 3/4 | 2 1/2 | 2 1/2 | D5TZ 5255-W | 64 29/32 | 2 1/4 | |
| D3HZ 5255-N | 57 3/4 | 2 1/2 | 2 1/2 | D5TZ 5255-Y | 68 5/8 | 2 1/2 | |
| D3HZ 5255-R | 57 3/4 | 2 1/2 | 2 1/2 | D5TZ 5255-Z | 92 9/16 | 2 1/2 | |
| D3TZ 5255-A | 46 1/4 | 2 | 2 | D5TZ 5255-AA | 55 5/16 | 2 1/2 | |
| ★D3TZ 5255-B | 46 1/4 | 2 | 2 | D5TZ 5255-AB | 36 1/16 | 2 | |
| D3TZ 5255-C | 34 7/16 | 2 | 2 | ★D5TZ 5255-AC | 70 | 2 1/4 | |
| D3TZ 5255-D | 37 27/32 | 2 | 2 | D5TZ 5255-AD | 53 3/4 | 2 1/4 | |
| D3TZ 5255-E | 37 27/32 | 2 | 2 | D5TZ 5255-AE | 82 1/8 | 2 1/2 | |
| D3TZ 5255-F | 45 21/32 | 2 | 2 | D5TZ 5255-AF | 98 5/16 | 2 1/2 | |
| D3TZ 5255-G | 45 21/32 | 2 | 2 | D5TZ 5255-AG | 63 1/4 | 2 | |
| D3TZ 5255-H | 45 21/32 | 2 | 2 | D5TZ 5255-AH | 79 13/32 | 2 | |
| D3TZ 5255-J | 36 15/16 | 2 | 2 | D5TZ 5255-AI | 57 15/16 | 2 1/4 | |
| D3TZ 5255-K | 36 15/16 | 2 | 2 | D5TZ 5255-AR | 41 3/4 | 2 1/4 | |
| D3TZ 5255-L | 36 15/16 | 2 | 2 | D5TZ 5255-AS | 57 29/32 | 2 1/2 | |
| D3TZ 5255-M | 42 9/32 | 2 | 2 | D5TZ 5255-AT | 41 3/4 | 2 1/2 | |
| D3TZ 5255-W | 77 5/16 | 2 | 2 | D5TZ 5255-AU | 57 29/32 | 2 1/2 | |
| D4TZ 5255-A | 52 1/8 | 2 1/2 | 2 1/2 | D5TZ 5255-AV | 41 3/4 | 2 1/2 | |
| D4TZ 5255-B | 52 1/8 | 2 1/2 | 2 1/2 | D5TZ 5255-AW | 54 29/32 | 2 1/2 | |
| D4TZ 5255-C | 70 1/4 | 2 1/2 | 2 1/2 | D5TZ 5255-AY | 49 5/8 | 2 1/2 | |
| D4TZ 5255-D | 82 1/2 | 2 1/2 | 2 1/2 | D5TZ 5255-AZ | 73 5/8 | 2 1/2 | |
| D4TZ 5255-E | 44 21/32 | 2 1/2 | 2 1/2 | D5TZ 5255-BA | 50 3/4 | 2 1/2 | |
| D4TZ 5255-F | 57 7/16 | 2 1/2 | 2 1/2 | D5TZ 5255-BB | 49 5/8 | 2 1/4 | |

1973/79
TRUCK SERIES 100/500

SIZE CHART

| PART NUMBER | SIZE (INCHES) | | | PART NUMBER | SIZE (INCHES) | | |
|--------------|---|-------|-------|--------------|---------------|-------|---|
| | A | B | C | | A | B | C |
| 5255 | PIPE (MUFFLER OUTLET) - For Model Application refer to Model Application Chart in Section 52.1 - Cont'd | | | | | | |
| D5TZ 5255-BC | 50 3/4 | 2 1/4 | | D7TZ 5255-U | 65 3/8 | 2 1/4 | |
| D5TZ 5255-BD | 73 5/8 | 2 1/4 | | D7TZ 5255-V | 81 1/2 | 2 1/4 | |
| D5TZ 5255-BE | 59 19/32 | 2 1/4 | | D7TZ 5255-W | 32 29/32 | 2 | |
| D5TZ 5255-BF | 43 21/32 | 2 1/4 | | D7TZ 5255-Y | 33 29/32 | 2 1/4 | |
| D5TZ 5255-BG | 52 | 2 1/4 | | D7TZ 5255-Z | 58 1/32 | 2 1/4 | |
| D5TZ 5255-BH | 68 3/16 | 2 1/4 | | D7TZ 5255-AA | 41 27/32 | 2 1/4 | |
| D5TZ 5255-BJ | 171 13/16 | 2 1/2 | | D7TZ 5255-AB | 78 3/4 | 2 | |
| D5UZ 5255-A | 66 1/4 | 2 1/4 | 2 1/4 | D7TZ 5255-AC | 77 | 2 1/4 | |
| D5UZ 5255-B | 66 1/4 | 2 1/4 | 2 1/4 | D8TZ 5255-A | 41 7/8 | 2 1/4 | |
| D5UZ 5255-C | 86 1/4 | 2 1/4 | 2 1/4 | D8TZ 5255-B | 58 | 2 1/4 | |
| D7TZ 5255-A | 43 1/2 | 2 1/4 | | D8TZ 5255-E | 72 | 2 1/4 | |
| D7TZ 5255-B | 59 3/4 | 2 1/4 | | D8TZ 5255-F | 48 | 2 1/4 | |
| D7TZ 5255-C | 43 1/2 | 2 1/4 | | D8TZ 5255-G | 72 | 2 1/4 | |
| D7TZ 5255-D | 59 3/4 | 2 1/4 | | D8TZ 5255-H | 51 1/4 | 2 1/4 | |
| ★D7TZ 5255-E | 41 29/32 | 2 1/4 | | D8TZ 5255-J | 48 | 2 1/4 | |
| ★D7TZ 5255-F | 58 | 2 1/4 | | D8TZ 5255-K | 43 1/2 | 2 1/4 | |
| D7TZ 5255-G | 41 29/32 | 2 1/4 | | D8TZ 5255-L | 59 11/16 | 2 1/4 | |
| ★D7TZ 5255-H | 58 | 2 1/4 | | D8TZ 5255-N | 52 | 2 | |
| D7TZ 5255-J | 48 | 2 1/4 | | D8TZ 5255-R | 76 | 2 | |
| D7TZ 5255-K | 51 7/8 | 2 1/4 | | D8TZ 5255-S | 52 | 2 1/4 | |
| D7TZ 5255-L | 75 7/8 | 2 1/4 | | D8TZ 5255-T | 75 7/8 | 2 1/4 | |
| D7TZ 5255-M | 55 1/16 | 2 1/4 | | D8TZ 5255-V | 51 1/4 | 2 1/4 | |
| D7TZ 5255-N | 48 1/16 | 2 1/4 | | D8TZ 5255-W | 55 | 2 1/4 | |
| D7TZ 5255-R | 51 7/8 | 2 1/4 | | D8TZ 5255-Y | 61 9/16 | 2 1/4 | |
| D7TZ 5255-S | 75 7/8 | 2 1/4 | | D8TZ 5255-Z | 77 3/4 | 2 1/4 | |
| D7TZ 5255-T | 55 1/16 | 2 1/4 | | | | | |

| YEAR | MODEL/RESTRICTIONS | PART NUMBER | DESCRIPTION | QTY. |
|------|--|-------------|-------------|------|
| 5260 | BRACKET and INSULATOR KIT (MUFFLER OUTLET PIPE) - Also refer to Model Application Chart in Section 52.1 | | | |
| 73 | All | C30Z 5260-A | | AR |

THE FOLLOWING HANGER ASSEMBLIES CAN BE REPAIRED WITH THE KIT SHOWN:

| ORIGINAL HANGER | MAY BE REPAIRED BY | ORIGINAL HANGER | MAY BE REPAIRED BY |
|-----------------|--------------------|-----------------|--------------------|
| C7TZ 5260-A | C30Z 5260-A | C7TZ 5260-G | C30Z 5260-A |
| C7TZ 5260-B | C30Z 5260-A | C8TZ 5260-A | C30Z 5260-A |
| C7TZ 5260-C | C30Z 5260-A | C8TZ 5260-B | C30Z 5260-A |
| C7TZ 5260-E | C30Z 5260-A | C9TZ 5260-A | C30Z 5260-A |
| C7TZ 5260-F | C30Z 5260-A | D0TZ 5260-A | C30Z 5260-A |

| YEAR | MODEL/RESTRICTIONS | PART NUMBER | DESCRIPTION | QTY. |
|-------|---|-------------|----------------|------|
| 5263 | PIPE (OUTLET EXTENSION) - Also refer to Model Application Chart in Section 52.1 | | | |
| 74/75 | F250 (crew cab) | D3TZ 5263-A | 15 1/2" long | 1 |
| 74/75 | F350 (crew cab) | D3TZ 5263-B | 31 11/16" long | 1 |

EXHAUST SYSTEMS MODEL APPLICATION

How to find the part number for a component part of a 1973/ exhaust system

1. Find the truck model in the (Alphabetical) Model Application Chart which starts below.
2. Find the Exhaust Parts List Number which pertains to your unit.
3. Turn to the Parts List (following application chart) and find the component needed.

(PARTS are LISTED from FRONT to REAR)

(. . OR . .)

(BOTTOM to TOP of the EXHAUST SYSTEM)

EXAMPLE— To find a muffler for a 1973 P500 with 300 gas engine and 154" W/B, look first in the (Alphabetical Model Application Chart for P500. Next, find "G" for "gas engine", "300" for 300 C.I.D. and "154" for the wheelbase listed under model P500. Parts List 6 shows exhaust system parts for the model. Turn to Parts List 6 and find part number C9TZ 5230-A for the muffler.

EXHAUST SYSTEMS MODEL APPLICATION CHART

| YEAR | ENGINE | | | W/B Type (In.) | REMARKS | Parts List No. | YEAR | ENGINE | | | W/B Type (In.) | REMARKS | Parts List No. | | |
|--|--------------|--------|---------|-------------------|---------|------------------------------------|---------------|--------------|--------|-----|-------------------|---------|----------------------|----------------|-----|
| | C Y L. | C.I.D. | | | | | | C Y L. | C.I.D. | | | | | | |
| Notes: ● G – Gas, S – Single, D/S Dual inlet–single outlet | | | | | | | | | | | | | | | |
| B500 | | | | | | | E150 — Cont'd | | | | | | | | |
| 73/77 | G | 6 | 300 | All | S | "Before Ser. V20,001" 120 | 78 | G | 6 | 300 | 124 | S | with converter | 347 | |
| | | | | | | "From Ser. V20,001" 415 | | | | | 124 | S | w/o converter | 350 | |
| | G | 8 | 330 | All | S | "Before Ser. Q80,001" 122 | | | | | 138 | S | with converter | 346 | |
| | | | | | | "From Ser. Q80,001 to V20,001" 207 | | | | | 138 | S | w/o converter | 349 | |
| | | | | | | "From Ser. V20,001" 370 | | G | 8 | 351 | 124 | S | w/o converter | 354 | |
| E100 | | | | | | | | | | | | | | | |
| 73/74 | G | 6 | 240,300 | 105 | S | | 9 | | | | | | | | |
| | | | | 123 | S | | 10 | | | | | | | | |
| | G | 8 | 302 | 105 | S | | 13 | | | | | | | | |
| | | | | 123 | S | | 12 | | | | | | | | |
| 75/76 | G | 6 | 300 | All | S | | 266 | | | | | | | | |
| | G | 8 | 351 | All | S | | 267 | | | | | | | | |
| 77 | G | 6 | 300 | All | S | | 312 | | | | | | | | |
| | G | 8 | 351 | 124 | S | w/o converter | 306 | | | | | | | | |
| | | | | 124 | S | with converter | 307 | | | | | | | | |
| | | | | 138 | S | w/o converter | 308 | | | | | | | | |
| | | | | 138 | S | with converter | 309 | | | | | | | | |
| 78 | G | 6 | 300 | 124 | S | with converter | 347 | | | | | | | | |
| | | | | 124 | S | w/o converter | 350 | | | | | | | | |
| | | | | 138 | S | with converter | 346 | | | | | | | | |
| | | | | 138 | S | w/o converter | 349 | | | | | | | | |
| | G | 8 | 351 | 124 | S | with converter | 355 | | | | | | | | |
| | | | | 138 | S | w/o converter | 353 | | | | | | | | |
| | | | | 138 | S | with converter | 352 | | | | | | | | |
| 79 | G | 6 | 300 | All | S | with converter | 373 | | | | | | | | |
| | G | 8 | 302 | All | S | with converter | 374 | | | | | | | | |
| | G | 8 | 351 | All | S | with converter | 375 | | | | | | | | |
| E150 | | | | | | | E200 | | | | | | | | |
| 75/76 | G | 6 | 300 | All | S | | 266 | 73/74 | G | 6 | 240,300 | 105 | S | | 9 |
| | G | 8 | 351 | All | S | | 267 | | | | | 123 | S | | 10 |
| 77 | G | 6 | 300 | All | S | | 314 | | G | 8 | 302 | 105 | S | | 13 |
| | G | 8 | 351 | 124 | S | w/o converter | 306 | | | | | 123 | S | | 12 |
| | | | | 124 | S | with converter | 307 | | | | | | | | |
| | | | | 138 | S | w/o converter | 308 | | | | | | | | |
| | | | | 138 | S | with converter | 309 | | | | | | | | |
| | | | | 124 | S | w/o converter | 306 | | | | | | | | |
| | | | | 124 | S | with converter | 307 | | | | | | | | |
| | | | | 138 | S | w/o converter | 308 | | | | | | | | |
| | | | | 138 | S | with converter | 309 | | | | | | | | |
| E250 | | | | | | | | | | | | | | | |
| 75/76 | G | 6 | 300 | All | S | | 266 | 75/76 | G | 6 | 300 | All | S | | 266 |
| | G | 8 | 351 | All | S | | 267 | | G | 8 | 351 | All | S | | 267 |
| | | | | | | | 268 | | | | | | | | 268 |
| | | | | | | | 315 | | G | 8 | 460 | All | S | | 315 |
| | G | 6 | 300 | All | S | | 315 | 77 | G | 6 | 300 | All | S | | 315 |
| | G | 8 | 351 | All | S | w/o converter | 310 | | G | 8 | 351 | All | S | w/o converter | 310 |
| | | | | All | S | with converter | 311 | | | | | All | S | with converter | 311 |
| | | | | | | | 268 | | G | 8 | 460 | All | S | | 268 |
| | | | | | | | 346 | | | | | 138 | S | with converter | 346 |
| | | | | | | | 349 | | | | | 138 | S | w/o converter | 349 |
| | | | | | | | 352 | | G | 8 | 351 | 138 | S | with converter | 352 |
| | | | | | | | 353 | | | | | 138 | S | w/o converter | 353 |
| | | | | | | | 357 | | | | | 138 | S | w/o converter | 357 |
| | | | | | | | 351 | | | | | 138 | S | with converter | 351 |

1973/79
TRUCK SERIES 100/500

EXHAUST SYSTEMS MODEL APPLICATION CHART

| YEAR | ENGINE | | | W/B (In.) | REMARKS | Parts List No. | YEAR | ENGINE | | | W/B (In.) | REMARKS | Parts List No. |
|--|--------------|---------|----------------|-----------------------------------|---------|----------------------|-------------------------|-------------------------------|--------|---------------------------------------|-------------------------------------|---------|----------------------|
| | C Y L. | C.I.D. | Type | | | | | C Y L. | C.I.D. | Type | | | |
| Notes: ● G – Gas, S – Single, D/S Dual inlet–single outlet | | | | | | | | | | | | | |
| E250 – Cont'd | | | | | | | F100 – – 2/W/D – Cont'd | | | | | | |
| 79 | G 6 | 300 | All S | with converter | 373 | 77 | G 6 | 300 | All S | Super Cab– with converter | 27 | | |
| | | | All S | w/o converter | 372 | | | | | | | | |
| | G 8 | 302 | All S | with converter | 374 | | G 8 | 302 | All S | Regular Cab– with converter | 22 | | |
| | | | All S | w/o converter | 410 | | | | | | | | |
| | G 8 | 351 | All S | with converter | 375 | | G 8 | 351,400 | All S | Regular Cab w/o converter | 23 | | |
| | | | All S | w/o converter | 411 | | | | | | | | |
| G 8 | 460 | All S | with converter | 376 | | | All S | Regular Cab with converter | 24 | | | | |
| E300 | | | | | | | F100 – – 2/W/D – Cont'd | | | | | | |
| 73/74 | G 6 | 240,300 | 105 S | | 9 | 78 | G 6 | 300 | All S | Regular cab– with converter | 345 | | |
| | | | 123 S | | 10 | | | | | | | | |
| | G 8 | 302 | 105 S | | 13 | | G 8 | 302 | All S | Super cab– with converter | 333 | | |
| | | | 123 S | | 12 | | | | | | | | |
| E350 | | | | | | | F100 – – 2/W/D – Cont'd | | | | | | |
| 75/76 | G 6 | 300 | All S | | 266 | 79 | G 6 | 300 | All S | Regular cab– with converter | 379 | | |
| | | | All S | | 267 | | | | | | | | |
| | | | All S | | 268 | | | | | | | | |
| 77 | G 8 | 351 | All S | w/o converter | 313 | 79 | G 8 | 351,400 | All S | Regular cab– with converter | 335 | | |
| | | | All S | with converter | 317 | | | | | | | | |
| | | | All S | | 268 | | | | | | | | |
| 78 | G 8 | 460 | All S | | 268 | 79 | G 8 | 351,400 | All S | Regular cab– w/o converter | 359 | | |
| | | | All S | w/o converter | 356 | | | | | | | | |
| | | | All S | w/o converter | 358 | | | | | | | | |
| 78 | G 6 | 300 | 138 S | w/o converter | 356 | 79 | G 8 | 351,400 | All S | Regular cab– w/o converter | 23 | | |
| | | | 138 S | w/o converter | 358 | | | | | | | | |
| | | | 158 S | w/o converter | 257 | | | | | | | | |
| | G 8 | 460 | 138 S | w/o converter | 357 | | G 6 | 300 | All S | Super cab– with converter | 340 | | |
| | | | 158 S | w/o converter | 348 | | | | | | | | |
| | | | All S | w/o converter | 372 | | | | | | | | |
| 79 | G 8 | 351 | All S | w/o converter | 377 | 79 | G 6 | 300 | All S | Super cab– with converter | 380 | | |
| | | | All S | w/o converter | 378 | | | | | | | | |
| | | | All S | w/o converter | 378 | | | | | | | | |
| F100 – – 2/W/D | | | | | | | F100 – – 2/W/D – Cont'd | | | | | | |
| 73 | G 6 | 240 | All S | | 47 | 73/74 | G 6 | 240 | 116 S | | 60 | | |
| | | | All S | | 56 | | | | | | | | |
| | | | All S | | 48 | | | | | | | | |
| 74 | G 8 | 302 | All S | | 47 | 73/74 | G 8 | 360 | 116 S | | 58 | | |
| | | | All S | | 55 | | | | | | | | |
| | | | All S | | 56 | | | | | | | | |
| | G 8 | 360,390 | All S | Regular cab | 48 | 75/76 | G 6 | 300 | All S | 1975 only | 258 | | |
| | | | 138 S | Super cab | 253 | | | | | | | | |
| | | | 155 S | | 200 | | | | | | | | |
| 75/76 | G 8 | 460 | 116 S | | 200 | 75/76 | G 8 | 360 | All S | w/o exhaust converter | 261 | | |
| | | | 133 D/S | | 245 | | | | | | | | |
| | | | All S | | 258 | | | | | | | | |
| 75/76 | G 6 | 300 | 117 S | Regular cab– with converter | 258 | 75/76 | G 8 | 360 | 133 S | | 59 | | |
| | | | 133 S | Super cab– with converter | 259 | | | | | | | | |
| | | | 138 S | Super cab– with converter | 260 | | | | | | | | |
| 75/76 | G 8 | 302 | 117 S | Regular cab– with converter | 260 | 75/76 | G 6 | 300 | All S | w/o exhaust converter | 261 | | |
| | | | 133 S | Regular cab– with converter | 261 | | | | | | | | |
| | | | 133 S | Regular cab– w/o converter | 261 | | | | | | | | |
| | G 8 | 360,390 | 117 S | Regular cab– w/o converter | 261 | 75/76 | G 8 | 360 | All S | w/exhaust converter | 265 | | |
| | | | 133 S | “Before Ser. A50,001” | 277 | | | | | | | | |
| | | | 133 S | “From Ser. A50,001” | 277 | | | | | | | | |
| F150 – – 2/W/D | | | | | | | F150 – – 2/W/D – Cont'd | | | | | | |
| 75/76 | G 6 | 300 | 133 S | Regular cab– with converter | 262 | 75/76 | G 6 | 300 | 133 S | Regular cab– “Before Ser. V80,001” | 275 | | |
| | | | 138 S | Super cab– w/o converter | 263 | | | | | | | | |
| | | | 155 S | Super cab–with converter | 264 | | | | | | | | |
| | G 8 | 460 | 138 S | Super cab– w/o converter | 263 | | 75/76 | G 6 | 300 | 138 S | Super cab– “Before Ser. V80,001” | 252 | |
| | | | 155 S | Super cab–with converter | 264 | | | | | | | | |
| | | | 138 S | Super cab– “From Ser. V80,001” | 276 | | | | | | | | |
| 77 | G 6 | 300 | All S | Regular Cab– with converter | 28 | 75/76 | G 6 | 300 | 155 S | Super cab– “From Ser. V80,001” | 276 | | |

1973/79
TRUCK SERIES 100/500

| EXHAUST SYSTEMS MODEL APPLICATION CHART | | | | | | | | | | | | | | | |
|--|--------|-------------|---------|--------------|------|---------------------------------------|----------------------|------|--------|-------------|---------|----------------------|--------------|--------------------------------|-----|
| YEAR | ENGINE | | | W/B (In.) | Type | REMARKS | Parts List No. | YEAR | ENGINE | | | Parts List No. | | | |
| | ● | C Y L | C.I.D. | | | | | | ● | C Y L | C.I.D. | | W/B (In.) | Type | |
| Notes: ● G - Gas, S - Single, D/S Dual inlet-single outlet | | | | | | | | | | | | | | | |
| F150 -- 2/W/D - Cont'd | | | | | | F150 -- 2/W/D - Cont'd | | | | | | | | | |
| 75/76 | G | 8 | 360 | 133 | S | Regular cab- "Before Ser. V80,001" | 49 | 78 | G | 8 | 302 | All | S | Super cab- w/o converter | 336 |
| | | | | 133 | S | Regular cab- "From Ser. V80,001" | 277 | | G | 8 | 351,400 | All | S | Regular cab-with converter | 338 |
| | | | | 138, 155 | S | Super cab- "Before Ser. V80,001" | 253 | | | | | All | S | Regular cab- w/o converter | 339 |
| | | | | 138, 155 | S | Super cab- "From Ser. V80,001" | 278 | | | | | All | S | Super cab- with converter | 340 |
| | G | 8 | 390-4/B | 133 | S | Regular cab- "Before Ser. V80,001" | 249 | | | | | All | S | Super cab- w/o converter | 337 |
| | | | | 133 | S | Regular cab- "From Ser. V80,001" | 279 | | G | 8 | 460 | All | S | Regular cab- with converter | 332 |
| | | | | 138, 155 | S | Super cab- "Before Ser. V80,001" | 254 | | | | | All | S | Regular cab- w/o converter | 344 |
| | | | | 138, 155 | S | Super cab- "From Ser. V80,001" | 280 | | | | | All | S | Super cab- with converter | 329 |
| | G | 8 | 460 | 133 | D/S | Regular cab- "Before Ser. V80,001" | 246 | | | | | All | S | Super cab- w/o converter | 330 |
| | | | | 133 | D/S | Regular cab- "From Ser. V80,001" | 281 | 79 | G | 6 | 300 | All | S | Regular cab- with converter | 379 |
| | | | | 138, 155 | S | Super cab- "Before Ser. V80,001" | 255 | | | | | All | S | Regular cab- w/o converter | 404 |
| | | | | 138, 155 | D/S | Super cab - "From Ser. V80,001" | 282 | | | | | All | S | Super cab- with converter | 380 |
| 77 | G | 6 | 300 | All | S | Regular cab - w/o converter | 275 | | | | | All | S | Super cab- w/o converter | 403 |
| | | | | All | S | Super cab- w/o converter | 1 | | G | 8 | 302 | All | S | Regular cab- with converter | 381 |
| | G | 8 | 302 | All | S | Regular Cab w/o converter | 322 | | | | | All | S | Regular cab- w/o converter | 406 |
| | | | | All | S | Super Cab w/o converter | 323 | | | | | All | S | Super cab- with converter | 382 |
| | G | 8 | 351,400 | All | S | Regular cab- w/o converter | 25 | | | | | All | S | Super cab- w/o converter | 405 |
| | | | | All | S | Regular cab- with converter | 26 | | G | 8 | 351,400 | All | S | Regular cab- with converter | 385 |
| | | | | All | S | Super cab- w/o converter | 11 | | | | | All | S | Regular cab- w/o converter | 400 |
| | | | | All | S | Super cab- with converter | 31 | | | | | All | S | Super cab- with converter | 387 |
| | G | 8 | 460 | All | D/S | Regular cab | 281 | | | | | All | S | Super cab- w/o converter | 386 |
| | | | | All | D/S | Super cab | 282 | | G | 8 | 460 | All | S | Regular cab- with converter | 389 |
| 78 | G | 6 | 300 | All | S | Regular cab- w/o converter | 343 | | | | | All | S | Regular cab- w/o converter | 409 |
| | | | | All | S | Regular cab- with converter | 345 | | | | | All | S | Super cab- with converter | 388 |
| | | | | All | S | Super cab- with converter | 333 | | | | | All | S | Super cab- with converter | 408 |
| | | | | All | S | Super cab- w/o converter | 334 | | | | | | | | |
| | G | 8 | 302 | All | S | Regular cab- w/o converter | 359 | 75 | G | 6 | 300 | All | S | | 258 |
| | | | | All | S | Regular cab- with converter | 335 | | G | 8 | 360 | All | S | | 261 |
| | | | | | | | | 76 | G | 6 | 300 | All | S | | 258 |
| | | | | | | | | | G | 8 | 360 | All | S | | 305 |

EXHAUST SYSTEMS MODEL APPLICATION CHART

| YEAR | ENGINE | | W/B (In.) | Type | REMARKS | Parts List No. | YEAR | ENGINE | | W/B (In.) | Type | REMARKS | Parts List No. | | | | | | | | | | | | | | | | | | | | | | | | | | | | | | | | | | | | | | | | | | | | | | | | | | | | | | | | | | | | | | | | | | | | | | | | | | | | | | | | | | | | | | | | |
|--|--------------|-----------------------------|--------------|------|---------|--------------------------------|----------------|--------------|--------|--------------|------|------------------------------|----------------------|-----|--|--|-----|--------------------------------|-----|-----|---|-------------------------------|-----|-----|---------|-------------------------------------|-----|--|-----|-----|---|-------------------------------|-------------------------------|--------------------------------|-----|-----|---|--------------------------------|---------|-----|---------|------------------------|-----|-------------------------------|-----|-----|---------|-------------------------------|----|--------------------------------|---------|--------------------------------|-----|--|----|---|---------|-----|---|---|---|----|---------|-----|---|--|---------|--------------------------------|-----|-----|---|--------------------------------|-----|-----|-----|------------------------|-----|--------------------------------|-----|-----|---|-------------------------------|-----|---|---------|-----|---|--------------------------------|-----|------------------------------|-----|--------------------------------|-----|----|---|---|-----|-----|---|-----------------------------|-----|
| | C Y L. | C.I.D. | | | | | | C Y L. | C.I.D. | | | | | | | | | | | | | | | | | | | | | | | | | | | | | | | | | | | | | | | | | | | | | | | | | | | | | | | | | | | | | | | | | | | | | | | | | | | | | | | | | | | | | | | | | | | | |
| Notes: ● G – Gas, S – Single, D/S Dual inlet–single outlet | | | | | | | | | | | | | | | | | | | | | | | | | | | | | | | | | | | | | | | | | | | | | | | | | | | | | | | | | | | | | | | | | | | | | | | | | | | | | | | | | | | | | | | | | | | | | | | | | | | | | |
| F250 – – 2/W/D – Cont'd | | | | | | | F250 – – 4/W/D | | | | | | | | | | | | | | | | | | | | | | | | | | | | | | | | | | | | | | | | | | | | | | | | | | | | | | | | | | | | | | | | | | | | | | | | | | | | | | | | | | | | | | | | | | | | | | |
| 78 | G | 8 | 351,400 | All | S | Regular cab– with converter | 338 | 73 | G | 6 | 300 | 133 | S | | 65 | | | | | | | | | | | | | | | | | | | | | | | | | | | | | | | | | | | | | | | | | | | | | | | | | | | | | | | | | | | | | | | | | | | | | | | | | | | | | | | | | | | | | | |
| | | | | All | S | Regular cab– w/o converter | 339 | | 74/75 | G | 8 | 360 | 133 | S | With part time 4/W/D | 64 | | | | | | | | | | | | | | | | | | | | | | | | | | | | | | | | | | | | | | | | | | | | | | | | | | | | | | | | | | | | | | | | | | | | | | | | | | | | | | | | | | | | | |
| | | | | All | S | Super cab– with converter | 340 | | | G | 6 | 300 | 133 | S | "Before Ser. V80,001" | 65 | | | | | | | | | | | | | | | | | | | | | | | | | | | | | | | | | | | | | | | | | | | | | | | | | | | | | | | | | | | | | | | | | | | | | | | | | | | | | | | | | | | | | |
| | | | | All | S | Super cab– w/o converter | 337 | | | G | 8 | 360 | 133 | S | With part time 4/W/D– "Before Ser. V80,001" | 64 | | | | | | | | | | | | | | | | | | | | | | | | | | | | | | | | | | | | | | | | | | | | | | | | | | | | | | | | | | | | | | | | | | | | | | | | | | | | | | | | | | | | | |
| | | | | 150 | S | Crew cab–with converter | 361 | | | 75/76 | G | 6 | 300 | 133 | S | With full time 4/W/D– "Before Ser. V80,001" | 251 | | | | | | | | | | | | | | | | | | | | | | | | | | | | | | | | | | | | | | | | | | | | | | | | | | | | | | | | | | | | | | | | | | | | | | | | | | | | | | | | | | | | |
| | | | | 150 | S | Crew cab–w/o converter | 362 | | | | | | | | | 150 | S | "Before Ser. V80,001" | 64 | | | | | | | | | | | | | | | | | | | | | | | | | | | | | | | | | | | | | | | | | | | | | | | | | | | | | | | | | | | | | | | | | | | | | | | | | | | | | | | | | | |
| | | | | 79 | G | 8 | 460 | | | | | | | | | All | S | Regular cab– with converter | 332 | 77 | G | 8 | 360 | 133 | S | Regular cab– "From Ser. V80,001" | 292 | | | | | | | | | | | | | | | | | | | | | | | | | | | | | | | | | | | | | | | | | | | | | | | | | | | | | | | | | | | | | | | | | | | | | | | | | | |
| | | | | | | | | | | | | | | | | All | S | Regular cab– w/o converter | 344 | | | | | | | 133 | S | Regular Cab– "From Ser. V80,001" | 283 | | | | | | | | | | | | | | | | | | | | | | | | | | | | | | | | | | | | | | | | | | | | | | | | | | | | | | | | | | | | | | | | | | | | | | | | |
| | | | | | | | | | | | | | | | | All | S | Super cab– with converter | 329 | | | | | | | 150 | S | Crew Cab exc. Calif.– "From Ser. V80,001" | 295 | | | | | | | | | | | | | | | | | | | | | | | | | | | | | | | | | | | | | | | | | | | | | | | | | | | | | | | | | | | | | | | | | | | | | | | | |
| | | | | | | | | | | | | | | | | All | S | Super cab– w/o converter | 330 | | | | | | | 150 | S | Crew Cab Calif. only– "From Ser. V80,001" | 296 | | | | | | | | | | | | | | | | | | | | | | | | | | | | | | | | | | | | | | | | | | | | | | | | | | | | | | | | | | | | | | | | | | | | | | | | |
| | | | | | | | | | | | | | | | | 150 | S | Crew cab–w/o converter | 363 | | | | | | | 77 | G | 6 | 300 | 133 | S | Regular cab– w/o converter | 15 | | | | | | | | | | | | | | | | | | | | | | | | | | | | | | | | | | | | | | | | | | | | | | | | | | | | | | | | | | | | | | | | | | | | |
| | | | | | | | | | | | | | | | | 79 | G | 6 | 300 | | | | | | | | | | | | | All | S | Regular cab– with converter | 379 | 78 | G | 8 | 351,400 | 133 | S | Crew cab–w/o converter | 319 | | | | | | | | | | | | | | | | | | | | | | | | | | | | | | | | | | | | | | | | | | | | | | | | | | | | | | | | | | |
| | | | | | | | | | | | | | | | | | | | | | | | | | | | | | | | | All | S | Regular cab– w/o converter | 404 | | | | | | | 78 | G | 6 | 300 | All | S | Regular cab– w/o converter | 17 | | | | | | | | | | | | | | | | | | | | | | | | | | | | | | | | | | | | | | | | | | | | | | | | | | | | |
| | | | | | | | | | | | | | | | | | | | | | | | | | | | | | | | | All | S | Super cab– with converter | 380 | | | | | | | | | | | | | 78 | G | 8 | 351,400 | All | S | Regular cab– with converter– "Before Ser. Y80,001" | 18 | | | | | | | | | | | | | | | | | | | | | | | | | | | | | | | | | | | | | | | | | | | | | | |
| | | | | | | | | | | | | | | | | | | | | | | | | | | | | | | | | All | S | Super cab– w/o converter | 403 | | | | | | | | | | | | | | | | | | | 78 | G | 8 | 351,400 | All | S | Regular cab– w/o converter– "Before Ser. Y80,001" | 20 | | | | | | | | | | | | | | | | | | | | | | | | | | | | | | | | | | | | | | | | |
| All | S | Crew cab– with converter | 390 | | | | | 78 | | | | | | | | | | | | | | | | | | | | | | | | G | 6 | 300 | All | | | | | | | | | | | | | | | | | | | | | | | | | S | Regular cab– w/o converter– "From Ser. Y80,001" | 21 | | | | | | | | | | | | | | | | | | | | | | | | | | | | | | | | | | | | | | | |
| All | S | Crew Cab– w/o converter | 412 | | | | | | 78 | | | | | | | | | | | | | | | | | | | | | | | | | | | | | | | | | | | | | | | | | | | | | | | | | | | | G | 8 | 351,400 | All | S | Regular cab– with converter– "From Ser. Y80,001" | 21 | | | | | | | | | | | | | | | | | | | | | | | | | | | | | | | | | | |
| 79 | G | 8 | 351,400 | | | | | | | | | | | | | | | | | | | | | | | | | | | | | | | | | | | | | | | | | | | | | | | | | | | | | | | | | | | | | | | All | S | Regular cab– with converter | 385 | 78 | G | 6 | 300 | All | S | Crew cab–w/o converter | 321 | | | | | | | | | | | | | | | | | | | | | | | | |
| | | | | | | | | | | | | | | | | | | | | | | | | | | | | | | | | | | | | | | | | | | | | | | | | | | | | | | | | | | | | | | | | | | All | S | Regular cab– w/o converter | 400 | | | | | | | 78 | G | 6 | 300 | All | S | Regular cab– w/o converter | 343 | | | | | | | | | | | | | | | | | | |
| | | | | | | | | | | All | S | Super cab– with converter | 387 | 78 | G | | | | | | | | | | | | | | | | | | | | | | | | | | | | | | | | | | | | | | | | | | | | | | | | | | | 8 | 351,400 | All | S | | | | | | | | | | | | | Crew cab–w/o converter | 364 | | | | | | | | | | | | | | | | | | |
| | | | | | | | | | | All | S | Super cab– w/o converter | 386 | | | | | | | | | | | | | | | | | | | | | | | | | | | | | | | | | | | | | | | | | | | | | | | | | | | | | | | | | | | | | | | | | | | | | 78 | G | 8 | 351,400 | All | S | Regular cab– with converter | 325 | | | | | | | | | | | | |
| | | | | All | S | Crew cab– with converter | 391 | | | 78 | G | 6 | 300 | | | | | | | All | S | Regular cab– w/o converter | 326 | | | | | | | | | | | | | | | | | | | | | | | | | | | | | | | | | | | | | | | | | | | | | | | | | | | | | | | | | | | | | | | | | | | | | | | | | | | | | | |
| | | | | All | S | Crew Cab– w/o converter | 413 | | | | | | | | | | | | | | | 78 | G | 8 | 351,400 | | | | | | | | | | | | | | | | | | | | | | | | | | | | | | | | | | | | | | | | | | | | | | | | | | | | | | | | | | | | | | | All | S | Super cab– with converter | 327 | | | | | | | | | | |
| | | | | 79 | G | 8 | 460 | | | | | | | | | | | | | | | | | | | | | | | | | | | | | | | | | | | | | | | | | | | | | | | | | | | | | | | | | | | | | | | | | | | | | | | | | | | | | | | | | | | All | S | Regular cab– with converter | 389 | 79 | G | 6 | 300 | All | S | Super cab– w/o converter | 328 |
| | | | | | | | | | | | | | | | | | | | | | | | | | | | | | | | | | | | | | | | | | | | | | | | | | | | | | | | | | | | | | | | | | | | | | | | | | | | | | | | | | | | | | | | | | | All | S | Regular cab– w/o converter | 409 | | | | | | | 79 | G |
| | | | | | | | | | | | | | | | | | | | | | | | | | | All | S | Super cab– with converter | 388 | 79 | G | | | | | | | | | | | | | | | | | | | | | | | | | | | | | | | | | | | | | | | | | | | | | | | | | | | | | | | | | | | 6 | 300 | All | S | | | | | | | | |
| | | | | | | | | | | | | | | | | All | S | Super cab– w/o converter | 408 | | | | | | | 79 | G | 6 | 300 | | | | | | | All | S | Regular cab– with converter | 379 | | | | | | | | | | | | | | | | | | | | | | | | | | | | | | | | | | | | | | | | | | | | | | | | | | | | | | | | | | | | | | |
| | | | | | | | | | | | | | | | | All | S | Crew cab– with converter | 392 | | | | | | | | | | | | | | | | | | | 79 | G | 8 | 351,400 | All | S | Regular cab– w/o converter | 404 | | | | | | | | | | | | | | | | | | | | | | | | | | | | | | | | | | | | | | | | | | | | | | | | | | | | | | | | |
| | | | | | | | | | | | | | | | | All | S | Crew Cab– w/o converter | 413 | | | | | | | | | | | | | | | | | | | | | | | | | 79 | G | 8 | 351,400 | All | S | Regular cab– with converter | 384 | | | | | | | | | | | | | | | | | | | | | | | | | | | | | | | | | | | | | | | | | | | | | | | | | | |
| | | | | | | | | | | | | | | | | 79 | G | 8 | 460 | | | | | | | | | | | | | | | | | | | | | | | | | | | | | | | All | S | Regular cab– with converter | 389 | 79 | G | 6 | 300 | All | S | | | | | | | | | | | | | | | | | | | | | | | | | | | | | | | | | | | | | | | | | | |
| | | | | | | | | All | | | | | | | | | | | | | | | | | | | | | | | | S | Regular cab– w/o converter | 409 | 79 | | | | | | | | | | | | | | | G | 6 | 300 | All | | | | | | | S | | | | | | | | | | | | | | | | | | | | | | | | | | | | | | | | | | | | | | | | | |
| | | | | | | | | All | S | | | | | | | | | | | | | | | | | | | | | | | Super cab– with converter | 388 | 79 | | | | | | | | | | | | | | | | | | | | | | | | | | | G | 6 | 300 | All | S | | | | | | | | | | | | | | | | | | | | | | | | | | | | | | | | | | | | |
| All | S | Super cab– w/o converter | 408 | | | | | 79 | G | | | | | | | | | | | | | | | | | | | | | | | 8 | 351,400 | | | | | | | | | | | | | | | | | | | | | | | | | | | | | | | | | | | | | All | S | Regular cab– with converter | 401 | | | | | | | | | | | | | | | | | | | | | | | | | | | | |
| All | S | Crew cab– with converter | 392 | | | | | | | | | | | | | | | | | | | | | | | | | | | | | | | | | | | | | | | | | | | | | | | | | | | | | | | | | | | | | | | | | | | | | 79 | G | 6 | 300 | All | S | Regular cab– w/o converter | 401 | | | | | | | | | | | | | | | | | | | | | | |
| All | S | Crew Cab– w/o converter | 413 | | | | | | | | | | | 79 | G | | | | | | | | | | | | | | | | | | | | | | | | | | | | | | | | | | | | | | | | | | | | | | | | | | | 8 | 351,400 | All | S | | | | | | | | | Regular cab– with converter | 401 | | | | | | | | | | | | | | | | | | | | | | |

| EXHAUST SYSTEMS MODEL APPLICATION CHART | | | | | | | | | | | | | | | | | | | | | |
|--|--------|--------|-------------|-----------------------------|------|--|-------------------------|-------|--------|--------|---------|---------------------|------|--|----------------------|---|--------|---|---|---|---|
| YEAR | ENGINE | | | W/B (In.) | Type | REMARKS | Parts List No. | YEAR | ENGINE | | | W/B (In.) | Type | REMARKS | Parts List No. | | | | | | |
| | ● | Y | L | | | | | | ● | Y | L | | | | | ● | Y | L | ● | Y | L |
| | | C.I.D. | | | | | | | | C.I.D. | | | | | | | C.I.D. | | | | |
| Notes: ● G - Gas, S - Single, D/S Dual inlet-single outlet | | | | | | | | | | | | | | | | | | | | | |
| F250 -- 4/W/D -- Cont'd | | | | | | | F350 -- 2/W/D -- Cont'd | | | | | | | | | | | | | | |
| 79 | G | 8 | 351,400 | All | S | Super cab-- with converter | 383 | 75/76 | G | 8 | 390-4/B | 136, 160 | S | Regular cab-- "From Ser. V80,001" | 288 | | | | | | |
| | | | | All | S | Super cab-- w/o converter | 402 | | | | | 140 | S | Super Camper Spl.- "From Ser. V80,001" | 289 | | | | | | |
| | | | | All | S | Crew Cab-- with converter | 414 | | | | | 138, 155 | S | Super cab-- "From Ser. V80,001" | 280 | | | | | | |
| F350 -- 2/W/D | | | | | | | | | | | | | | | | | | | | | |
| 73/75 | G | 6 | 300 | 136 | S | Regular cab-- "Before Ser. V80,001" | 68 | | | | | 166 | S | Crew cab -- Calif. only "From Ser. V80,001" | 300 | | | | | | |
| | | | | 160 | S | Regular Cab -- "Before Ser. V80,001" | 69 | | | | | 166 | S | Crew cab - ex. Calif. - "From Ser. V80,001" | 301 | | | | | | |
| | | | | 166 | S | Crew Cab - "Before Ser. V80,001" | 247 | | G | 8 | 460 | 136, 160 | D/S | Regular cab-- "From Ser. V20,001" | 290 | | | | | | |
| | G | 8 | 360 | 138, 155 | S | Super Cab-- "Before Ser. V80,001" | 253 | | | | | 140 | D/S | Super Camper Spl.- "From Ser. V20,001" | 291 | | | | | | |
| | G | 8 | 360,390 2/B | 136 | S | Regular Cab - "Before Ser. V80,001" | 139 | | | | | 138, 155 | D/S | Super cab-- "From Ser. V20,001" | 282 | | | | | | |
| | | | | 140 | S | Super camper special-- "Before Ser. V80,001" | 194 | | | | | 166 | D/S | Crew cab - "From Ser. V80,001" | 302 | | | | | | |
| | | | | 160 | S | Regular cab -- "Before Ser. V80,001" | 72 | 77 | G | 6 | 300 | 136, 160 | S | Regular Cab-- w/o converter | 2 | | | | | | |
| | | | | 166 | S | Crew cab-- "Before Ser. V80,001" | 248 | | | | | 166 | S | Crew Cab | 318 | | | | | | |
| | G | 8 | 390-4/B | 136, 140, 160, 166 | D/S | "Before Ser. V80,001" | 250 | | G | 8 | 351,400 | 136, 140, 160 | S | Regular Cab-- w/o converter | 7 | | | | | | |
| | | | | 138 | S | "Before Ser. V80,001" | 254 | | | | | 136, 140, 160 | S | Regular Cab-- with converter | 8 | | | | | | |
| | G | 8 | 460 | 136 | D/S | Regular cab - "Before Ser. V80,001" | 203 | | | | | 138, 155 | S | Super Cab-- w/o converter | 11 | | | | | | |
| | | | | 138 | D/S | Super cab - "Before Ser. V80,001" | 255 | | | | | 138, 155 | S | Super Cab-- with converter | 31 | | | | | | |
| | | | | 140 | D/S | Super Camper Special -- "Before Ser. V80,001" | 204 | | G | 8 | 460 | 136, 160 | D/S | Regular Cab | 290 | | | | | | |
| | | | | 160 | D/S | Regular cab - "Before Ser. V80,001" | 205 | | | | | 140 | D/S | Super Camper spl. | 291 | | | | | | |
| | | | | 166 | D/S | Crew cab - "Before Ser. V80,001" | 205 | | | | | 138, 155 | D/S | Super Cab | 282 | | | | | | |
| 75/76 | G | 6 | 300 | 136, 160 | S | Regular cab -- "From Ser. V80,001" | 285 | 78 | G | 6 | 300 | All | S | Regular Cab--w/o converter | 342 | | | | | | |
| | | | | 166 | S | Crew cab -- "From Ser. V80,001" | 292 | | | | | 166 | S | Crew Cab--w/o converter | 367 | | | | | | |
| | G | 8 | 360 | 136, 160 | S | Regular cab-- "From Ser. V80,001" | 286 | | G | 8 | 351,400 | All | S | Regular Cab--w/o converter | 324 | | | | | | |
| | | | | 140 | S | Super Camper Spl.- "From Ser. V80,001" | 287 | | | | | All | S | Super Cab--w/o converter | 337 | | | | | | |
| | | | | 138, | S | Super cab-- "From Ser. V80,001" | 278 | | | | | 166 | S | Crew Cab--w/o converter | 368 | | | | | | |
| | | | | 155 | S | Super cab-- "From Ser. V80,001" | 278 | | G | 8 | 460 | All | S | Regular Cab--w/o converter | 331 | | | | | | |
| | | | | 166 | S | Crew cab -- Calif. only-- "From Ser. V80,001" | 303 | | | | | All | S | Super Cab--w/o converter | 330 | | | | | | |
| | | | | 166 | S | Crew cab -- ex. Calif.-- "From Ser. V80,001" | 304 | 79 | | | | 166 | S | Crew Cab--w/o converter | 369 | | | | | | |
| | | | | | | | | | | | | All | S | Regular cab-- w/o converter | 393 | | | | | | |
| | | | | | | | | | G | 8 | 351,400 | All | S | Regular cab-- w/o converter | 396 | | | | | | |
| | | | | | | | | | | | | All | S | Super cab-- w/o converter | 386 | | | | | | |
| | | | | | | | | | | | | All | S | Crew cab-- w/o converter | 395 | | | | | | |

EXHAUST SYSTEMS MODEL APPLICATION CHART

| YEAR | ENGINE | | | W/B Type (In.) | REMARKS | Parts List No. | YEAR | ENGINE | | | W/B Type (In.) | REMARKS | Parts List No. | | | | |
|--|------------------|--------|---------|-------------------|---------|---|---------------|------------------|--------|---|-------------------|-------------|----------------------|---|-----|-----|-----|
| | C ● Y L | C.I.D. | | | | | | C ● Y L | C.I.D. | | | | | | | | |
| Notes: ● G - Gas, S - Single, D/S Dual inlet-single outlet | | | | | | | | | | | | | | | | | |
| F350 - - 2/W/D - - Cont'd. | | | | | | | F500 - Cont'd | | | | | | | | | | |
| 79 | G | 8 | 460 | All | S | Regular cab- w/o converter | 397 | 73/77 | G | 6 | 330 | 134 | S | Model 84 (cowl) - "Before Ser. Q80,001" | 74 | | |
| | | | | All | S | Super cab- w/o converter | 398 | | | | | 134 | S | Model 84 (cowl) - "From Ser. Q80,001 to V20,001" | 206 | | |
| | | | | All | S | Crew cab- w/o converter | 399 | | | | | 158 | S | Model 84 (cowl) - "Before Ser. Q80,000" | 195 | | |
| F350 - - 4/W/D | | | | | | | | | | | | | | | | | |
| 79 | G | 8 | 351,400 | All | S | Regular Cab- w/o converter | 401 | | | | | 158 | S | Model 84 (cowl) - "From Ser. Q80,001 to V20,001" | 207 | | |
| | | | | All | S | Super Cab- w/o converter | 402 | | | | | 176 | S | Model 84 (cowl)- "Before Ser. Q80,001" | 196 | | |
| F500 | | | | | | | | | | | | | | | | | |
| 73/77 | G | 6 | 300 | All | S | Model 81 (cab)- "Before Ser. V20,001" | 73 | | | | | 176 | S | Model 84 (cowl)- "From Ser. Q80,001 to V20,001" | 208 | | |
| | | | | 134 | S | Model 84 (cowl)- "Before Ser. V20,001" | 198 | | | | | All | S | Model 84 (cowl)- "From Ser. V20,001" | 370 | | |
| | | | | 158 | S | Model 84 (cowl)- "Before Ser. V20,001" | 197 | 73/76 | G | 8 | 360,390 | All | S | | 256 | | |
| | | | | 176 | S | Model 84 (cowl)- "Before Ser. V20,001" | 199 | | | | | G | 8 | 460 | All | D/S | 257 |
| | | | | All | S | "From Ser. V20,001" | 415 | 73/76 | G | 6 | 300 | 104, 122 | S | | 6 | | |
| | G | 8 | 330 | All | S | Model 81 (cab) "Before Ser. V20,001" | 30 | 73/76 | G | 6 | 300 | 137 | S | | 6 | | |
| | | | | All | S | Model 81 (cab)- "From Ser. V20,001" | 370 | 73/77 | G | 6 | 300 | All | S | | 6 | | |

EXHAUST PARTS LISTS

| Q T Y | PART NUMBER | DESCRIPTION | Q T Y | PART NUMBER | DESCRIPTION |
|--|--------------|--|-----------------------------|--------------|---|
| ● Not used in noise restriction areas, ▲ Used in noise restriction areas | | | | | |
| PARTS LIST NO. 1 | | | PARTS LIST NO. 2 - - Cont'd | | |
| 1 | C6AZ 9450-D | Gasket (inlet pipe to manifold) | 1 | D6TZ 5260-A | Bracket (outlet pipe to frame)- front- 136" WB |
| 1 | D5TZ 5246-AK | Pipe (inlet) | 1 | D1AZ 5A231-C | Clamp (outlet pipe to frame) - front -136" WB |
| 1 | D1AZ 5A231-C | Clamp (inlet pipe to muffler) | 1 | D5TZ 5260-N | Bracket (outlet pipe to frame)- front- 160" WB |
| 1 | D7TZ 5230-S | Muffler | 1 | D1AZ 5A231-C | Clamp (outlet pipe to frame) - front - 160" WB |
| 1 | D1AZ 5A231-C | Clamp (muffler & outlet pipe to frame) | 1 | D6TZ 5260-A | Bracket (outlet pipe to frame)- middle -160" WB |
| 1 | D7TZ 5260-A | Bracket (muffler & outlet pipe to frame) | 1 | D1AZ 5A231-C | Clamp (outlet pipe to frame) - middle - 160" WB |
| 1 | D5TZ 5255-G | Pipe (outlet) - 138" WB | 1 | D7TZ 5260-B | Bracket (outlet pipe to frame) -rear |
| 1 | D5TZ 5255-H | Pipe (outlet) - 155" WB | 1 | D1AZ 5A231-C | Clamp (outlet pipe to frame)- rear |
| 1 | D5TZ 5260-E | Bracket (outlet pipe to frame) | 1 | D5TZ 5263-A | Extension (outlet pipe) |
| 1 | D1AZ 5A231-C | Clamp (outlet pipe to frame) | 1 | D1AZ 5A231-C | Clamp (extension to outlet pipe) |
| 1 | D5TZ 5263-A | Extension (outlet pipe) | PARTS LIST NO. 6 | | |
| 1 | D1AZ 5A231-C | Clamp (extension to outlet pipe) | 1 | C6AZ 9450-D | Gasket (inlet pipe to manifold) |
| PARTS LIST NO. 2 | | | 1 | C9TZ 5246-A | Pipe (inlet) |
| 1 | C6AZ 9450-D | Gasket (inlet pipe to manifold) | 1 | C5TZ 5277-B | Bracket (inlet pipe to frame) |
| 1 | ★ 5246 | Pipe (inlet) - serviced in mflr assy. only | 1 | 8J 5291 | Clamp (inlet pipe to frame) |
| 1 | D7TZ 5A246-A | Bracket (inlet pipe to frame) | 1 | D1AZ 5A231-C | Clamp (inlet pipe to muffler) |
| 1 | D1AZ 5A231-A | Clamp (inlet pipe to frame) | 1 | C9TZ 5230-A | Muffler |
| 1 | D5TZ 5230-CJ | Muffler assy | 1 | D4UZ 5A273-A | Shield (muffler heat) - - Calif. |
| 1 | D5TZ 5255-U | Pipe (outlet)-136" WB | 1 | C2TZ 5260-C | Bracket (muffler & outlet pipe to frame) |
| 1 | D5TZ 5255-V | Pipe (outlet)- 160" WB | 1 | D1AZ 5A231-C | Clamp (muffler & outlet pipe to frame) |

1973/79
TRUCK SERIES 100/500

EXHAUST PARTS LISTS

| Q T Y | PART NUMBER | DESCRIPTION | Q T Y | PART NUMBER | DESCRIPTION |
|--|----------------|---|---------------------------|----------------|--|
| ● Not used in noise restriction areas, ▲ Used in noise restriction areas | | | | | |
| PARTS LIST NO. 6 — Cont'd | | | PARTS LIST NO. 8 — Cont'd | | |
| 1 | B7TZ 5255-A | Pipe (outlet)—P400/500 137" WB | 1 | ▲ D7TZ 5255-K | Pipe (outlet) — 136" WB |
| 1 | C7TZ 5255-AG | Pipe (outlet)—P350 122" WB | 1 | ● D7TZ 5255-R | Pipe (outlet) — 136" WB |
| 1 | B7TZ 5255-B | Pipe (outlet)—P350 104" WB & P500 154" WB | 1 | ▲ D7TZ 5255-M | Pipe (outlet) — 140" WB |
| 1 | C4TZ 5260-B | Bracket (outlet pipe to frame)— middle & rear— P350 — 104 & 122" WB | 1 | ● D7TZ 5255-T | Pipe (outlet) — 140" WB |
| 1 | C4TZ 5260-B | Bracket (outlet pipe to frame) — center— P400/500 — 137 & 154" WB | 1 | ▲ D7TZ 5255-L | Pipe (outlet) — 160" WB |
| 1 | ★ TCAA 5260-A | Bracket (outlet pipe to frame) — rear— P400/500 137 & 154" WB | 1 | ● D7TZ 5255-S | Pipe (outlet) — 160" WB |
| PARTS LIST NO. 7 | | | PARTS LIST NO. 9 | | |
| 1 | D7TZ 5260-A | Bracket (inlet pipe to frame) | 1 | C6AZ 9450-D | Gasket (inlet pipe to manifold) |
| 1 | D1AZ 5A231-D | Clamp (inlet pipe to frame) | 1 | D0UZ 5246-A | Pipe (inlet) |
| 1 | ★ 5246 | Pipe (inlet) — serviced in muffler assy. only | 1 | D1AZ 5A231-C | Clamp (inlet pipe to muffler) |
| 1 | D7TZ 5230-J | Muffler assy — 351-400 eng | 1 | C5TZ 5230-C | Muffler |
| 1 | D7TZ 5260-F | Bracket (muffler & outlet pipe to frame) — 136"WB | 1 | C8TZ 5260-A | Bracket (muffler & outlet pipe to frame) |
| 1 | D1AZ 5A231-A | Clamp (muffler & outlet pipe to frame) — 136"WB | 1 | D1AZ 5A231-C | Clamp (muffler & outlet pipe to frame) |
| 1 | D5TZ 5260-R | Bracket (muffler & outlet pipe to frame) — 140"WB | 1 | C8UZ 5255-B | Pipe (outlet) |
| 1 | D1AZ 5A231-A | Clamp (muffler & outlet pipe to frame) — 140"WB | 1 | C8TZ 5260-B | Bracket (outlet pipe to frame)—rear |
| 1 | D7TZ 5260-G | Bracket (muffler & outlet pipe to frame) — 160"WB | 1 | D1AZ 5A231-C | Clamp (outlet pipe to frame)—rear |
| 1 | D1AZ 5A231-A | Clamp (muffler & outlet pipe to frame) — 160"WB | PARTS LIST NO. 10 | | |
| 1 | ▲ D7TZ 5255-K | Pipe (outlet)— 136"WB | 1 | C6AZ 9450-D | Gasket (inlet pipe to manifold) |
| 1 | ● D7TZ 5255-R | Pipe (outlet) — 136"WB | 1 | D0UZ 5246-A | Pipe (inlet) |
| 1 | ▲ D7TZ 5255-M | Pipe (outlet) — 140"WB | 1 | D1AZ 5A231-C | Clamp (inlet pipe to muffler) |
| 1 | ● D7TZ 5255-T | Pipe (outlet) — 140"WB | 1 | C5TZ 5230-C | Muffler |
| 1 | ▲ D7TZ 5255-L | Pipe (outlet) — 160"WB | 1 | C8TZ 5260-A | Bracket (muffler & outlet pipe to frame) |
| 1 | ● D7TZ 5255-S | Pipe (outlet) — 160"WB | 1 | D1AZ 5A231-C | Clamp (muffler & outlet pipe to frame) |
| 1 | D7TZ 5260-B | Bracket (outlet pipe to frame) | 1 | C8UZ 5255-D | Pipe (outlet) |
| 1 | ● D5AZ 5A231-A | clamp (outlet pipe to frame) | 1 | C8TZ 5260-A | Bracket (outlet pipe to frame)—middle |
| 1 | ▲ D1AZ 5A231-D | Clamp (outlet pipe to frame) | 1 | D1AZ 5A231-C | Clamp (outlet pipe to frame)—middle |
| 1 | D7TZ 5263-A | Extension (outlet pipe) | 1 | C8TZ 5260-B | Bracket (outlet pipe to frame)—rear |
| 1 | D1AZ 5A231-A | Clamp (extension to outlet pipe) | 1 | D1AZ 5A231-C | Clamp (outlet pipe to frame)—rear |
| PARTS LIST NO. 8 | | | PARTS LIST NO. 11 | | |
| 1 | D7TZ 5246-V | Pipe (inlet) | 1 | D7TZ 5246-C | Pipe (inlet) |
| 1 | D5TZ 5E285-K | Deflector (inlet pipe) — # 1 | 1 | D7TZ 5A246-A | Bracket (inlet pipe to frame) |
| 1 | D7TZ 5E285-F | Deflector (inlet pipe) — # 2 | 1 | D1AZ 5A231-D | Clamp (inlet pipe to frame) |
| 1 | D5SZ 5A231-A | Clamp (deflector to inlet pipe) — # 2 | 1 | D1AZ 5A231-D | Clamp (inlet pipe to muffler) |
| 1 | D7TZ 5A246-A | Bracket (inlet pipe to frame) | 1 | D7TZ 5230-N | Muffler |
| 1 | D1AZ 5A231-D | Clamp (inlet pipe to frame) | 1 | D7TZ 5260-A | Bracket (muffler & outlet pipe to frame) |
| 1 | D1AZ 5A231-D | Clamp (inlet pipe to converter) | 1 | D1AZ 5A231-A | Clamp (muffler & outlet pipe to frame) |
| 1 | D7TZ 5E212-B | Converter | 1 | ▲ D7TZ 5255-G | Pipe (outlet)— 138" WB |
| 1 | D1AZ 5A231-D | Clamp (converter to muffler) | 1 | ● D7TZ 5255-E | Pipe (outlet)— 138" WB |
| 1 | D7TZ 5E285-C | Shield (converter) — upper | 1 | ▲ D8TZ 5255-B | Pipe (outlet) — 155" WB |
| 1 | D7TZ 5260-C | Bracket (shield & muffler to frame) | 1 | ● D7TZ 5255-Z | Pipe (outlet) — 155" WB |
| 1 | D1AZ 5A231-D | Clamp (shield & muffler to frame) | 1 | D7TZ 5260-D | Bracket (outlet pipe to frame) |
| 1 | D7TZ 5230-M | Muffler | 1 | ● D5AZ 5A231-B | Clamp (outlet pipe to frame) |
| 1 | D7TZ 5260-F | Bracket (muffler & outlet pipe to frame) — 136"WB | 1 | ▲ D1AZ 5A231-D | Clamp (outlet pipe to frame) |
| 1 | D1AZ 5A231-A | Clamp (muffler & outlet pipe to frame) — 136"WB | 1 | D7TZ 5263-A | Pipe (outlet extension) |
| 1 | D5TZ 5260-R | Bracket (muffler & outlet pipe to frame) — 140"WB | 1 | D1AZ 5A231-A | Clamp (outlet extension to outlet pipe) |
| 1 | D1AZ 5A231-A | Clamp (muffler & outlet pipe to frame) — 140"WB | | | |
| 1 | D7TZ 5260-G | Bracket (muffler & outlet pipe to frame) — 160"WB | | | |
| 1 | D1AZ 5A231-A | Clamp (muffler & outlet pipe to frame) — 160"WB | | | |

EXHAUST PARTS LISTS

| Q T Y | PART NUMBER | DESCRIPTION | Q T Y | PART NUMBER | DESCRIPTION |
|--|--------------|--|----------------------------|----------------|--|
| | NOTE 1- | Use C8TZ 5260-B for units where outlet pipe exhausts to side. Use D0UZ 5260-A for units in anti-noise law areas where outlet pipe exhausts straight back and down. | | | |
| | NOTE 2 - | Use C8UZ 5255-D for units which exhaust to side. Use D0UZ 5255-B for units in anti-noise law areas (where pipe exhausts straight back and down). | | | |
| | NOTE 3 - | Use C8UZ 5255-B for units which exhaust to side. Use D0UZ 5255-A for units in anti-noise law areas (where pipe exhausts straight back and down). | | | |
| | NOTE 4 - | Use w/outlet pipe which exhausts to side. | | | |
| | NOTE 5 - | Use w/outlet pipe which exhausts straight back and down. | | | |
| ● Not used in noise restriction areas, ▲ Used in noise restriction areas | | | | | |
| PARTS LIST NO. 12 | | | PARTS LIST NO. 17 — Cont'd | | |
| 2 | C6AZ 9450-D | Gasket (inlet pipe to manifold) | 1 | D1AZ 5A231-D | Clamp (inlet pipe to frame) |
| 1 | C8UZ 5246-A | Pipe (inlet) -- without T/E | 1 | D7TZ 5230-C | Muffler assy. - exc. Calif. |
| 1 | D4UZ 5246-A | Pipe (inlet) -- with T/E | 1 | D7TZ 5230-W | Muffler assy. - Calif. |
| 1 | D1AZ 5A231-C | Clamp (inlet pipe to muffler) | 1 | D7TZ 5260-F | Bracket (muffler & outlet pipe to frame) |
| 1 | C6TZ 5230-G | Muffler | 1 | D1AZ 5A231-A | Clamp (muffler & outlet pipe to frame) |
| 1 | D4UZ 5A273-A | Shield (muffler heat) -- Calif. only | 1 | ▲ D7TZ 5255-J | Pipe (outlet) |
| 1 | D1AZ 5A231-C | Clamp (muffler & outlet pipe to frame) | 1 | ● D7TZ 5255-N | Pipe (outlet) |
| 1 | C8TZ 5260-A | Bracket (muffler & outlet pipe to frame) -Note 4 | 1 | D7TZ 5260-B | Bracket (outlet pipe to frame) |
| 1 | D0UZ 5260-A | Bracket (muffler & outlet pipe to frame) -Note 5 | 1 | D1AZ 5A231-A | Clamp (outlet pipe to frame) |
| 1 | 5255 | Pipe (outlet) - Note 2 | PARTS LIST NO. 18 | | |
| 1 | 5260 | Bracket (outlet pipe to frame)-rear - Note 1 | 1 | D7TZ 5246-AH | Pipe (inlet) |
| 1 | D1AZ 5A231-C | Clamp (outlet pipe to frame)-rear | 1 | D7TZ 5E285-K | Shield (inlet pipe) - #1 |
| PARTS LIST NO. 13 | | | 2 | D5SZ 5A231-A | Clamp (shield to inlet pipe) - #1 |
| 2 | C6AZ 9450-D | Gasket (inlet pipe to manifold) | 1 | D5TZ 5E285-C | Shield (inlet pipe) - #2 |
| 1 | C8UZ 5246-A | Pipe (inlet) -- without T/E | 2 | D5SZ 5A231-A | Clamp (shield to inlet pipe) - #2-front |
| 1 | D4UZ 5246-A | Pipe (inlet) -- with T/E | 1 | D7TZ 5N207-B | Bracket (shield to inlet pipe) - #2-rear |
| 1 | D1AZ 5A231-C | Clamp (inlet pipe to muffler) | 1 | D7TZ 5A246-A | Bracket (inlet pipe to frame) |
| 1 | C6TZ 5230-G | Muffler | 1 | D1AZ 5A231-D | Clamp (inlet pipe to frame) |
| 1 | D4UZ 5A273-A | Shield (muffler heat) -- California only | 1 | D1AZ 5A231-D | Clamp (inlet pipe to converter) |
| 1 | D1AZ 5A231-C | Clamp (muffler & outlet pipe to frame) | 1 | D7TZ 5E285-M | Shield (muffler) |
| 1 | C8TZ 5260-A | Bracket (muffler & outlet pipe to frame) -Note 4 | 1 | D1AZ 5A231-D | Clamp (shield to muffler) |
| 1 | D0UZ 5260-A | Bracket (muffler & outlet pipe to frame) -Note 5 | 1 | D7TZ 5E212-B | Converter |
| 1 | 5255 | Pipe (outlet) - Note 3 | 1 | D1AZ 5A231-D | Clamp (converter to muffler) |
| 1 | 5260 | Bracket (outlet pipe to frame)-rear - Note 1 | 1 | D7TZ 5E258-B | Deflector (converter) - upper |
| 1 | D1AZ 5A231-C | Clamp (outlet pipe to frame)-rear | 1 | D7TZ 5230-M | Muffler |
| PARTS LIST NO. 15 | | | 1 | D7TZ 5N205-A | Bracket (bracket to frame) |
| 1 | C6AZ 9450-D | Gasket (inlet pipe to manifold) | 1 | D1AZ 5A231-D | Clamp (muffler to bracket) |
| 1 | D7TZ 5A246-A | Bracket (inlet pipe to frame) | 1 | D7TZ 5260-C | Bracket (muffler to bracket) |
| 1 | D1AZ 5A231-C | Clamp (inlet pipe to frame) | 1 | D7TZ 5260-F | Bracket (muffler & outlet pipe to frame) |
| 1 | ★ 5246 | Pipe (inlet) - service in muffler assy. only | 1 | D7TZ 5260-F | Bracket (muffler & outlet pipe to frame) |
| 1 | D5TZ 5230-CJ | Muffler assy. | 1 | D1AZ 5A231-A | Clamp (muffler & outlet pipe to frame) |
| 1 | D5TZ 5255-T | Pipe (outlet) | 1 | ▲ D7TZ 5255-J | Pipe (outlet) |
| 1 | D7TZ 5260-F | Bracket (muffler & outlet pipe to frame) | 1 | ● D7TZ 5255-N | Pipe (outlet) |
| 1 | D1AZ 5A231-C | Clamp (muffler & outlet pipe to frame) | 1 | D7TZ 5260-B | Bracket (outlet pipe to frame) |
| 1 | D7TZ 5260-B | Bracket (outlet pipe to frame) | 1 | ● D5AZ 5A231-B | Clamp (outlet pipe to frame) |
| 1 | D1AZ 5A231-C | Clamp (outlet pipe to frame) | 1 | ▲ D5SZ 5A231-A | Clamp (outlet pipe to frame) |
| 1 | D5TZ 5263-A | Extension (outlet pipe) | PARTS LIST NO. 19 | | |
| 1 | D1AZ 5A231-C | Clamp (extension to outlet pipe) | 1 | C6AZ 9450-D | Gasket (inlet pipe to manifold) |
| PARTS LIST NO. 17 | | | 1 | D7TZ 5246-AN | Pipe (inlet) |
| 1 | ★ 5246 | Pipe (inlet) - serviced in muffler assy. only | 1 | D5TZ 5A246-A | Bracket (inlet pipe to frame) |
| 1 | D7TZ 5A246-A | Bracket (inlet pipe to frame) | 1 | D1AZ 5A231-C | Clamp (inlet pipe to frame) |
| | | | 1 | D1AZ 5A231-C | Clamp (inlet pipe to converter) |
| | | | 1 | D7TZ 5E258-A | Shield (converter) - #1 |
| | | | 2 | D1AZ 5A231-C | Clamp (shield to inlet pipe) - #1 |
| | | | 1 | D7TZ 5E212-A | Converter |

EXHAUST PARTS LISTS — Cont'd

| Q T Y | PART NUMBER | DESCRIPTION | Q T Y | PART NUMBER | DESCRIPTION |
|--|----------------|--|----------------------------|----------------|--|
| ● Not used in noise restriction areas, ▲ Used in noise restriction areas | | | | | |
| PARTS LIST NO. 19 — Cont'd | | | PARTS LIST NO. 21 — Cont'd | | |
| 1 | D5TZ 5K282-C | Shield (converter) - # 2 | 1 | ●D5SZ 5A231-A | Clamp (outlet pipe to frame) - front 133" WB |
| 2 | C4TZ 5A231-D | Clamp (shield to converter) - # 2 | 1 | ▲D7TZ 5255-D | Pipe (outlet) - 133" WB |
| 1 | D1AZ 5A231-C | Clamp (converter to muffler) | 1 | ●D7TZ 5255-B | Pipe (outlet) - 133" WB |
| 1 | ★D7TA 5N207-DA | Deflector (muffler) - upper | 1 | ▲D7TZ 5255-C | Pipe (outlet) - 116" WB |
| 1 | ★D5TA 5A272-AB | Bracket (deflector to frame) - upper | 1 | ●D7TZ 5255-A | Pipe (outlet) - 116" WB |
| 1 | 385843-S10 | Clip (deflector to frame) - upper | 1 | D7TZ 5260-G | Bracket (muffler & outlet pipe to frame) - 116" WB |
| 1 | D5TZ 5230-L | Muffler | 1 | D1AZ 5A231-A | Clamp (muffler & outlet pipe to frame) - 116" WB |
| 1 | D1AZ 5A231-C | Clamp (muffler to outlet pipe) - 133" WB | 1 | D5TZ 5260-B | Bracket (outlet pipe to frame) - rear |
| 1 | D5TZ 5260-T | Bracket (muffler & outlet pipe to frame) - 116" WB | 1 | ▲D5AZ 5A231-B | Clamp (outlet pipe to frame) - rear |
| 1 | D1AZ 5A231-C | Clamp (muffler & outlet pipe to frame) - 116" WB | 1 | ●D5SZ 5A231-A | Clamp (outlet pipe to frame) - rear |
| 1 | D5TZ 5255-S | Pipe (outlet) - 116" WB | PARTS LIST NO. 22 | | |
| 1 | D5TZ 5255-R | Pipe (outlet) - 133" WB | 2 | C6AZ 9450-D | Gasket (inlet pipe to manifold) |
| 1 | D5TZ 5260-T | Bracket (outlet pipe to frame)-front - 133" WB | 1 | D7TZ 5246-BF | Pipe (inlet) |
| 1 | D1AZ 5A231-C | Clamp (outlet pipe to frame)-front - 133" WB | 1 | D5TZ 5A246-A | Bracket (inlet pipe to frame) |
| 1 | D5TZ 5260-B | Bracket (outlet pipe to frame) - rear | 1 | D1AZ 5A231-C | Clamp (inlet pipe to frame) |
| 1 | D1AZ 5A231-C | Clamp (outlet pipe to frame) - rear | 1 | D1AZ 5A231-C | Clamp (inlet pipe to converter) |
| PARTS LIST NO. 20 | | | 1 | D7TZ 5E212-A | Converter |
| 1 | ★ 5246 | Pipe (inlet) - serviced in muffler assy. only | 1 | D5TZ 5K282-C | Shield (converter) - lower |
| 1 | D7TZ 5230-L | Muffler assy. - full time-F150 | 1 | ★D7TA 5N207-DA | Shield (converter) - upper |
| 1 | D7TZ 5230-D | Muffler assy. - part time-F150 | 2 | C4TZ 5A231-D | Clamp (shield to converter) |
| 1 | D7TZ 5230-Z | Muffler assy.-full time-F250 | 1 | 385843-S101 | Clip (shield to crossmember) |
| 1 | D7TZ 5230-Y | Muffler assy.-part time-F250 | 1 | ★D5TA 5A275-AB | Bracket (shield to crossmember) |
| 1 | D1AZ 5A231-A | Clamp (muffler to outlet pipe) - 133" WB | 1 | D5TZ 5230-R | Muffler |
| 1 | D7TZ 5260-G | Bracket (muffler & outlet pipe to frame) - 116" WB | 1 | D1AZ 5A231-C | Clamp (muffler to outlet pipe) - 133" WB |
| 1 | D1AZ 5A231-A | Clamp (muffler & outlet pipe to frame) - 116" WB | 1 | D5TZ 5260-T | Bracket (muffler & outlet pipe to frame) - 116" WB |
| 1 | ▲D7TZ 5255-D | Pipe (outlet) - 133" WB | 1 | D1AZ 5A231-C | Clamp (muffler & outlet pipe to frame) - 116" WB |
| 1 | ●D7TZ 5255-B | Pipe (outlet) - 133" WB | 1 | ●D5TZ 5255-R | Pipe (outlet) - 133" WB |
| 1 | ▲D7TZ 5255-C | Pipe (outlet) - 116" WB | 1 | ▲D5TZ 5255-M | Pipe (outlet) - 133" WB |
| 1 | ●D7TZ 5255-A | Pipe (outlet) - 116" WB | 1 | D5TZ 5260-T | Bracket (outlet pipe to frame) - front - 133" WB |
| 1 | D5TZ 5260-J | Bracket (outlet pipe to frame) - front - 133" WB | 1 | ●D1AZ 5A231-C | Clamp (outlet pipe to frame) - front - 133" WB |
| 1 | ●D5AZ 5A231-C | Clamp (outlet pipe to frame) - front - 133" WB | 1 | ▲D5AZ 5A231-B | Clamp (outlet pipe to frame) - front - 133" WB |
| 1 | ▲D5SZ 5A231-A | Clamp (outlet pipe to frame) - front - 133" WB | 1 | D5TZ 5260-B | Bracket (outlet pipe to frame) - rear |
| 1 | D5TZ 5260-B | Bracket (outlet pipe to frame) - rear | 1 | ●D1AZ 5A231-C | Clamp (outlet pipe to frame) - rear |
| 1 | ●D5AZ 5A231-B | Clamp (outlet pipe to frame) - rear | 1 | ▲D5AZ 5A231-B | Clamp (outlet pipe to frame) - rear |
| 1 | ▲D5SZ 5A231-A | Clamp (outlet pipe to frame) - rear | 1 | ●D5TZ 5255-S | Pipe (outlet) - 116" WB |
| PARTS LIST NO. 21 | | | 1 | ▲D5TZ 5255-L | Pipe (outlet) - 116" WB |
| 1 | D7TZ 5246-AD | Pipe (inlet) - full time | 1 | D5TZ 5263-A | Extension (outlet) |
| 1 | D7TZ 5246-AE | Pipe (inlet) - part time | 1 | D1AZ 5A231-A | Clamp (extension to outlet) |
| 1 | D7TZ 5E285-L | Deflector (inlet pipe) - # 1 | PARTS LIST NO. 23 | | |
| 1 | D5AZ 5A231-B | Clamp (deflector to inlet pipe) - front # 1 | 1 | ★ 5246 | Pipe (inlet) - serviced in muffler assy. only |
| 1 | D5SZ 5A231-A | Clamp (deflector to inlet pipe) - rear # 1 | 1 | D7TZ 5230-H | Muffler assy. |
| 1 | D5TZ 5E285-F | Deflector (inlet pipe) - # 2 | 1 | D1AZ 5A231-A | Clamp (muffler to outlet pipe) - 133" WB |
| 1 | D7TZ 5E285-A | Deflector (inlet pipe) - # 3 | 1 | D5TZ 5260-T | Bracket (muffler & outlet pipe to frame) - 116" WB |
| 1 | D5SZ 5A231-A | Clamp (deflector to inlet pipe) - front # 3 | 1 | D1AZ 5A231-A | Clamp (muffler & outlet pipe to frame) - 116" WB |
| 1 | D1AZ 5A231-D | Clamp (deflector to inlet pipe) - rear # 3 | 1 | ▲D7TZ 5255-C | Pipe (outlet) - 116" WB |
| 1 | D5TZ 5A246-A | Bracket (inlet pipe to frame) | 1 | ●D7TZ 5255-A | Pipe (outlet) - 116" WB |
| 1 | D1AZ 5A231-D | Clamp (inlet pipe & shield to converter) | 1 | ▲D7TZ 5255-D | Pipe (outlet) - 133" WB |
| 1 | D7TZ 5E212-B | Converter | 1 | ●D7TZ 5255-B | Pipe (outlet) - 133" WB |
| 1 | D5TZ 5K282-C | Shield (converter) - lower | 1 | D5TZ 5260-T | Bracket (outlet pipe to frame) - front |
| 1 | ★D7TA 5270-AA | Clamp (converter shield) - upper | 1 | ●D5AZ 5A231-B | Clamp (outlet pipe to frame) - front |
| 1 | ★D7TA 5C210-AA | Clamp (converter shield) - lower | 1 | ▲D5SZ 5A231-A | Clamp (outlet pipe to frame) - front |
| 1 | D7TZ 5230-F | Muffler | 1 | D5TZ 5260-B | Bracket (outlet pipe to frame) - rear |
| 1 | ★D7TA 5N207-DA | Deflector (converter)-upper | 1 | ●D5AZ 5A231-B | Clamp (outlet pipe to frame) - rear |
| 1 | D1AZ 5A231-A | Clamp (outlet pipe to muffler) - 133" WB | 1 | ▲D5SZ 5A231-A | Clamp (outlet pipe to frame) - rear |
| 1 | D5TZ 5260-T | Bracket (outlet pipe to frame) - front 133" WB | 1 | D7TZ 5263-A | Extension (outlet) |
| 1 | ▲D5AZ 5A231-B | Clamp (outlet pipe to frame) - front 133" WB | 1 | D1AZ 5A231-A | Clamp (extension to outlet) |

EXHAUST PARTS LISTS — Cont'd

| Q T Y | PART NUMBER | DESCRIPTION | Q T Y | PART NUMBER | DESCRIPTION |
|--|-----------------|--|----------------------------|-----------------|--|
| ● Not used in noise restriction areas, ▲ Used in noise restriction areas | | | | | |
| PARTS LIST NO. 24 | | | PARTS LIST NO. 26 — Cont'd | | |
| 1 | D7TZ 5246-T | Pipe (inlet) | 1 | D1AZ 5A231-A | Clamp (muffler to outlet pipe) |
| 1 | D5TZ 5E285-F | Deflector (inlet pipe) — #1 | 1 | D5TZ 5260-J | Bracket (outlet pipe to frame) — front |
| 1 | D7TZ 5E285-E | Deflector (inlet pipe) — #2 | 1 | ● D5AZ 5A231-B | Clamp (outlet pipe to frame) — front |
| 1 | D5SZ 5A231-A | Clamp (deflector to inlet pipe) — #2 | 1 | ▲ D5SZ 5A231-A | Clamp (outlet pipe to frame) — front |
| 1 | D5TZ 5A246-A | Bracket (inlet pipe & deflector to frame) | 1 | ▲ D7TZ 5255-D | Pipe (outlet) |
| 1 | D1AZ 5A231-D | Clamp (inlet pipe & deflector to frame) | 1 | ● D7TZ 5255-B | Pipe (outlet) |
| 1 | D1AZ 5A231-A | Clamp (inlet pipe to converter) | 1 | D5TZ 5260-B | Bracket (outlet pipe to frame) — rear |
| 1 | D7TZ 5E212-B | Converter | 1 | ● D5AZ 5A231-B | Clamp (outlet pipe to frame) — rear |
| 1 | D1AZ 5A231-D | Clamp (converter to muffler) | 1 | ▲ D5SZ 5A231-A | Clamp (outlet pipe to frame) — rear |
| 1 | D5TZ 5K282-C | Shield (converter) | 1 | D7TZ 5263-A | Extension (outlet) |
| 2 | C4TZ 5A231-D | Clamp (shield to converter) | 1 | D1AZ 5A231-A | Clamp (extension to outlet) |
| 1 | D7TZ 5230-F | Muffler | PARTS LIST NO. 27 | | |
| 1 | ★ D5TA 5A275-AB | Bracket (shield to frame) | 1 | C6AZ 9450-D | Gasket (inlet pipe to manifold) |
| 1 | 385843-S100 | Clip (shield to frame) | 1 | D5TZ 5246-L | Pipe (inlet) |
| 1 | D5TZ 5260-T | Bracket (muffler & outlet pipe to frame) | 1 | C4TZ 5A231-D | Clamp (deflector to inlet pipe) — front |
| 1 | D1AZ 5A231-A | Clamp (muffler & outlet pipe to frame) — 116" WB | 1 | D7TZ 5E285-G | Deflector (inlet pipe) — #1 |
| 1 | ● D5AZ 5A231-B | Clamp (muffler & outlet pipe to frame) — 133" WB | 1 | D7TZ 5A246-A | Bracket (deflector & inlet pipe to frame) |
| 1 | ▲ D5SZ 5A231-A | Clamp (muffler & outlet pipe to frame) — 133" WB | 1 | C4TZ 5A231-D | Clamp (deflector & inlet pipe to frame) |
| 1 | ▲ D7TZ 5255-D | Pipe (outlet) — 133" WB | 1 | D1AZ 5A231-C | Clamp (inlet pipe to converter) |
| 1 | ● D7TZ 5255-B | Pipe (outlet) — 133" WB | 1 | D7TZ 5E212-A | Converter |
| 1 | ▲ D7TZ 5255-C | Pipe (outlet) — 116" WB | 1 | D7TZ 5E285-J | Shield (converter) — upper |
| 1 | ● D7TZ 5255-A | Pipe (outlet) — 116" WB | 1 | D5TZ 5E285-H | Shield (converter) — lower |
| 1 | D5TZ 5260-B | Bracket (outlet pipe to frame) | 2 | D1AZ 5A231-C | Clamp (shield to converter) |
| 1 | ● D5AZ 5A231-B | Clamp (outlet pipe to frame) | 1 | D1AZ 5A231-C | Clamp (converter to outlet pipe) |
| 1 | ▲ D5SZ 5A231-A | Clamp (outlet pipe to frame) | 1 | D7TZ 5260-C | Bracket (muffler & shield to frame) |
| 1 | D7TZ 5263-A | Extension (outlet) | 1 | D1AZ 5A231-C | Clamp (muffler & shield to frame) |
| 1 | D1AZ 5A231-A | Clamp (extension to outlet) | 1 | D7TZ 5290-A | Shield (muffler) |
| PARTS LIST NO. 25 | | | 1 | D5TZ 5230-AA | Muffler |
| 1 | ★ 5246 | Pipe (inlet) — serviced in muffler assy. only | 1 | D7TZ 5260-A | Bracket (muffler & outlet pipe to frame) |
| 1 | D7TZ 5230-H | Muffler assy. | 1 | D1AZ 5A231-C | Clamp (muffler & outlet pipe to frame) |
| 1 | D1AZ 5A231-A | Clamp (muffler to outlet pipe) | 1 | D5TZ 5255-G | Pipe (outlet) — 138" WB |
| 1 | ▲ D7TZ 5255-D | Pipe (outlet) | 1 | D5TZ 5255-H | Pipe (outlet) — 155" WB |
| 1 | ● D7TZ 5255-B | Pipe (outlet) | 1 | D5TZ 5260-E | Bracket (outlet pipe to frame) |
| 1 | ● D5AZ 5A231-B | Clamp (outlet pipe to frame) — front | 1 | D1AZ 5A231-C | Clamp (outlet pipe to frame) |
| 1 | ▲ D5SZ 5A231-A | Clamp (outlet pipe to frame) — front | 1 | D5TZ 5263-A | Extension (outlet pipe) |
| 1 | D5TZ 5260-T | Bracket (outlet pipe to frame) — front | 1 | D1AZ 5A231-C | Clamp (extension to outlet pipe) |
| 1 | D5TZ 5260-B | Bracket (outlet pipe to frame) — rear | PARTS LIST NO. 28 | | |
| 1 | ● D5AZ 5A231-B | Clamp (outlet pipe to frame) — rear | 1 | C6AZ 9450-D | Gasket (inlet pipe to manifold) |
| 1 | ▲ D5SZ 5A231-A | Clamp (outlet pipe to frame) — rear | 1 | D5TZ 5246-K | Pipe (inlet) |
| 1 | D7TZ 5263-A | Extension (outlet) | 1 | D1AZ 5A231-C | Clamp (inlet pipe to converter) |
| 1 | D1AZ 5A231-A | Clamp (extension to outlet) | 1 | D7TZ 5E258-A | Shield (inlet pipe) — #1 |
| PARTS LIST NO. 26 | | | 1 | D1AZ 5A231-C | Clamp (shield to inlet pipe) — #1 — front |
| 1 | D7TZ 5246-L | Pipe (inlet) | 1 | D5TZ 5A246-A | Bracket (shield & inlet pipe to frame) |
| 1 | D5TZ 5E285-K | Deflector (inlet pipe) — #1 | 1 | D1AZ 5A231-C | Clamp (shield & inlet pipe to frame) |
| 1 | D7TZ 5E285-E | Deflector (inlet pipe) — #2 | 1 | D7TZ 5E212-A | Converter |
| 1 | D5SZ 5A231-A | Clamp (deflector to inlet pipe) — #2 | 1 | D5TZ 5K282-C | Shield (converter) |
| 1 | D5TZ 5A246-A | Bracket (inlet pipe & deflector to frame) | 2 | C4TZ 5A231-D | Clamp (shield to converter) |
| 1 | D1AZ 5A231-D | Clamp (inlet pipe & deflector to frame) | 1 | ★ D7TA 5N207-DA | Bracket (shield to frame) — upper |
| 1 | D1AZ 5A231-A | Clamp (inlet pipe to converter) | 1 | ★ D5TA 5A272-AB | Bracket (shield to frame) — upper |
| 1 | D7TZ 5E212-B | Converter | 1 | 385843-S101 | Clip (shield to frame) — upper |
| 1 | D5TZ 5K282-C | Shield (converter) | 1 | D5TZ 5230-L | Muffler |
| 2 | C4TZ 5A231-D | Clamp (shield to converter) | 1 | D1AZ 5A231-C | Clamp (muffler to converter) |
| 1 | D1AZ 5A231-D | Clamp (converter to muffler) | 1 | D5TZ 5260-T | Bracket (muffler & outlet pipe to frame) — 116" WB |
| 1 | D7TZ 5230-F | Muffler | 1 | D1AZ 5A231-C | Clamp (muffler & outlet pipe to frame) — 116" WB |

1973/79
TRUCK SERIES 100/500

EXHAUST PARTS LISTS — Cont'd

| Q T Y | PART NUMBER | DESCRIPTION | Q T Y | PART NUMBER | DESCRIPTION |
|--|-----------------|--|----------------------------|----------------|--|
| ● Not used in noise restriction areas, ▲ Used in noise restriction areas | | | | | |
| PARTS LIST NO. 28 — Cont'd | | | PARTS LIST NO. 30 — Cont'd | | |
| 1 | D1AZ 5A231-C | Clamp (muffler to outlet pipe) — 133" WB | 1 | C4TZ 5A215-B | Clamp (muffler & outlet pipe to frame)— "Before Ser. Q80,001" |
| 1 | D5TZ 5255-R | Pipe (outlet) — 133" WB | | | |
| 1 | D5TZ 5255-S | Pipe (outlet) — 116" WB | 1 | C5TZ 5A215-A | Clamp (muffler & outlet pipe to frame)— "From Ser. Q80,001" |
| 1 | D5TZ 5260-J | Bracket (outlet pipe to frame) — front — 133" WB | | | |
| 1 | D1AZ 5A231-C | Clamp (outlet pipe to frame) — front — 133" WB | 1 | C2TZ 5255-E | Pipe (outlet) — "Before Ser. Q80,001" |
| 1 | D5TZ 5260-B | Bracket (outlet pipe to frame) — rear | 1 | D3TZ 5255-W | Pipe (outlet)—cut to fit— "From Ser. Q80,001" |
| 1 | D1AZ 5A231-C | Clamp (outlet pipe to frame) — rear | PARTS LIST NO. 31 | | |
| 1 | D5TZ 5263-A | Extension (outlet pipe) | 1 | D7TZ 5246-AB | Pipe (inlet) |
| 1 | D1AZ 5A231-C | Clamp (extension to outlet pipe) | 1 | D5TZ 5E285-K | Deflector (inlet pipe) — #1 |
| PARTS LIST NO. 29 | | | 1 | D7TZ 5E285-G | Deflector (inlet pipe) — #2 |
| 1 | D7TZ 5246-B | Pipe (inlet) | 2 | D5SZ 5A231-A | Clamp (deflector to inlet pipe) — #2 |
| 1 | D5TZ 5E285-K | Deflector (inlet pipe) — #1 | 1 | D7TZ 5A246-A | Bracket (inlet pipe to frame) |
| 1 | D7TZ 5E285-G | Deflector (inlet pipe) — #2 | 1 | D1AZ 5A231-A | Clamp (inlet pipe to frame) |
| 2 | D5SZ 5A231-A | Clamp (inlet pipe to deflector) — #2 | 1 | D1AZ 5A231-A | Clamp (inlet pipe to converter) |
| 1 | D7TZ 5A246-A | Bracket (inlet pipe to frame) | 1 | D7TZ 5E212-B | Converter |
| 1 | D1AZ 5A231-D | Clamp (inlet pipe to frame) | 1 | D1AZ 5A231-D | Clamp (converter to muffler) |
| 1 | D1AZ 5A231-A | Clamp (inlet pipe to converter) | 1 | D7TZ 5E285-H | Shield (converter) — lower |
| 1 | D7TZ 5E212-B | Converter | 2 | D1AZ 5A231-D | Clamp (converter) — lower |
| 1 | D1AZ 5A231-D | Clamp (converter to muffler) | 1 | D7TZ 5E285-J | Shield (converter) — upper |
| 1 | D7TZ 5E285-H | Shield (converter) — lower | 1 | D7TZ 5260-C | Bracket (muffler & shields to frame) |
| 2 | D1AZ 5A231-D | Clamp (shield to converter) | 1 | D7TZ 5230-B | Muffler |
| 1 | D7TZ 5E285-J | Shield (converter) — upper | 1 | D7TZ 5260-A | Bracket (muffler & outlet pipe to frame) |
| 1 | D7TZ 5620-C | Bracket (muffler & shields to frame) | 1 | D1AZ 5A231-A | Clamp (muffler & outlet pipe to frame) |
| 1 | D7TZ 5230-B | Muffler | 1 | ▲ D7TZ 5255-G | Pipe (outlet) — 138" WB |
| 1 | D7TZ 5260-A | Bracket (muffler & outlet pipe to frame) | 1 | ● D7TZ 5255-E | Pipe (outlet) — 138" WB — "Before Ser. Q80,001" |
| 1 | D1AZ 5A231-A | Clamp (muffler & outlet pipe to frame) | | | |
| 1 | ▲ D7TZ 5255-G | Pipe (outlet) — 138" WB | 1 | ● D7TZ 5255-AA | Pipe (outlet)— "From Ser. Q80,001" |
| 1 | ▲ D7TZ 5255-AA | Pipe (outlet) — 138" WB | | | |
| 1 | ▲ D8TZ 5255-B | Pipe (outlet) — 155" WB | 1 | ▲ D8TZ 5255-B | Pipe (outlet) — 155" WB |
| 1 | ● D7TZ 5255-Z | Pipe (outlet) — 155" WB | 1 | ● D7TZ 5255-Z | Pipe (outlet) |
| 1 | D7TZ 5260-D | Bracket (outlet pipe to frame) | 1 | D7TZ 5260-D | Bracket (outlet pipe to frame) |
| 1 | ● D5AZ 5A231-B | Clamp (outlet pipe to frame) | 1 | ● D5AZ 5A231-B | Clamp (outlet pipe to frame) |
| 1 | ▲ D1AZ 5A231-D | Clamp (outlet pipe to frame) | 1 | ▲ D1AZ 5A231-D | Clamp (outlet pipe to frame) |
| 1 | D7TZ 5263-A | Pipe (outlet extension) | 1 | D7TZ 5263-A | Pipe (outlet extension) |
| 1 | D1AZ 5A231-A | Clamp (outlet extension to outlet pipe) | 1 | D1AZ 5A231-A | Clamp (outlet extension to outlet pipe) |
| PARTS LIST NO. 30 | | | PARTS LIST NO. 47 | | |
| 1 | D5TZ 5267-N | Pipe (inlet) — L.H. | 1 | C6AZ 9450-D | Gasket (inlet pipe to manifold) |
| 1 | C7TZ 5246-C | Pipe (inlet) — R.H. | 1 | C8TZ 5246-H | Pipe (inlet) |
| 1 | D1AZ 5A231-A | Clamp (inlet pipe to inlet pipe) | 1 | D1AZ 5A231-C | Clamp (inlet pipe to muffler) |
| 1 | D1AZ 5A231-D | Clamp (inlet pipe to muffler) | 1 | C7TZ 5230-K | Muffler |
| 1 | C3TZ 5230-B | Muffler — "Before Ser. Q80,001" | 1 | D1AZ 5A231-C | Clamp (muffler to outlet pipe) |
| 1 | D3TZ 5230-E | Muffler— "From Ser. Q80,001" | 1 | D3TZ 5260-F | Bracket (muffler & outlet pipe to frame) |
| 1 | ★ C7TA 5A204-C | Bracket (muffler & outlet pipe to frame)— "Before Ser. Q80,001" | 1 | D1AZ 5A231-C | Clamp (bracket to outlet pipe) |
| 1 | ★ D3TZ 5A204-BA | Bracket (muffler & outlet pipe to frame)— "From Ser. Q80,001" | 1 | D3TZ 5255-D | Pipe (outlet)—116" W/B |
| 1 | ★ C7TA 5A290-E | Hanger (muffler & outlet pipe to frame)— "Before Ser. Q80,001" | 1 | D3TZ 5255-E | Pipe (outlet)—133" W/B |
| 1 | ★ C4TA 5A290-A | Hanger (muffler & outlet pipe to frame) "From Ser. Q80,001" | 1 | D3TZ 5260-A | Bracket (outlet pipe to frame)—rear |
| 1 | B9TT 5A291-A | Spring (hanger to bracket) | 1 | D1AZ 5A231-C | Clamp (outlet pipe to frame)—rear 133" W/B |
| | | | 1 | D3TZ 5260-F | Bracket (muffler & outlet pipe to frame) |
| | | | 1 | D1AZ 5A231-C | Clamp (bracket to outlet pipe) |

EXHAUST PARTS LISTS — Cont'd

| QTY | PART NUMBER | DESCRIPTION | QTY | PART NUMBER | DESCRIPTION |
|---|--------------|--|----------------------------|--------------|--|
| NOTE 6 — Use D3TZ 5255-D (116" W/B) or D3TZ 5255-E (133" W/B) and D1AZ 5A231-C for units which exhaust to side; use D3TZ 5255-A (116" W/B) or D3TZ 5255-B (133" W/B) and D1AZ 5A231-A for units in anti-noise law areas (exhaust back and down) | | | | | |
| NOTE 7 — Use D3TZ 5255-E and D1AZ 5A231-C for units which exhaust to the side. Use D3TZ 5255-B and D1AZ 5A231-A for units in anti-noise law areas (exhaust back and down) | | | | | |
| ● Not used in noise restriction areas, ▲ Used in noise restriction areas | | | | | |
| PARTS LIST NO. 47 — Cont'd | | | PARTS LIST NO. 56 — Cont'd | | |
| 1 | Note 6 | Pipe (outlet) | 1 | D1AZ 5A231-C | Clamp (muffler to outlet pipe)— |
| 1 | D3TZ 5260-A | Bracket (outlet pipe to frame)—rear | 1 | D3TZ 5260-F | Bracket (muffler & outlet pipe to frame) |
| 1 | D1AZ 5A231-C | Clamp (outlet pipe to frame)—rear-2" | 1 | D1AZ 5A231-C | Clamp (bracket to outlet pipe) |
| 1 | D1AZ 5A231-A | Clamp (outlet pipe to frame)—rear-2 1/4" | 1 | 5255 | Pipe (outlet)—Note 6 |
| PARTS LIST NO. 48 | | | PARTS LIST NO. 58 | | |
| 2 | C6TZ 9450-B | Gasket (inlet pipe to manifold) | 1 | D3TZ 5260-A | Bracket (outlet pipe to frame)—rear |
| 1 | D3TZ 5267-C | Pipe (inlet) — L.H. | 1 | D1AZ 5A231-C | Clamp (outlet pipe to frame)—rear-2" |
| 1 | D3TZ 5246-D | Pipe (inlet) — R.H. | 1 | D1AZ 5A231-A | Clamp (outlet pipe to frame)—rear-2 1/4" |
| 1 | D1AZ 5A231-A | Clamp (crossover pipe to inlet pipe) | PARTS LIST NO. 59 | | |
| 1 | C7TZ 5230-M | Muffler | 2 | C6TZ 9450-B | Gasket (inlet pipe to manifold) |
| 1 | D1AZ 5A231-D | Clamp (inlet pipe to muffler) | 1 | D3TZ 5246-G | Pipe (inlet)—R.H.—w/part time 4/W/D |
| 1 | D1AZ 5A231-C | Clamp (bracket to outlet pipe) | 1 | D3TZ 5267-B | Pipe (inlet) — L.H.—w/part time 4/W/D |
| 1 | D3TZ 5260-F | Bracket (muffler & outlet pipe to frame) | 1 | D4TZ 5246-B | Pipe (inlet) — L.H.—w/full time 4/W/D |
| 1 | D1AZ 5A231-C | Clamp (muffler to outlet pipe)—133" W/B | 1 | D4TZ 5246-A | Pipe (inlet)—R.H.—w/full time 4/W/D |
| 1 | 5255 | Pipe (outlet)—Note 6 | 1 | D1AZ 5A231-C | Clamp (inlet pipe to inlet pipe) |
| 1 | D3TZ 5260-A | Bracket (outlet pipe to frame)—rear | 1 | D1AZ 5A231-D | Clamp (inlet pipe to muffler) |
| 1 | D1AZ 5A231-C | Clamp (outlet pipe to frame)—rear-2" | 1 | C7TZ 5230-M | Muffler |
| 1 | D1AZ 5A231-A | Clamp (outlet pipe to frame)—rear-2 1/4" | 1 | D1AZ 5A231-C | Clamp (muffler to outlet pipe) |
| PARTS LIST NO. 49 | | | 1 | 5255 | Pipe (outlet)—Note 6 |
| 2 | C6TZ 9450-B | Gasket (inlet pipe to manifold) | 1 | D3TZ 5260-A | Bracket (outlet pipe to frame)—rear |
| 1 | D3TZ 5246-C | Pipe (inlet) — L.H. | 1 | D1AZ 5A231-C | Clamp (outlet pipe to frame)—rear-2" |
| 1 | D3TZ 5246-D | Pipe (inlet) — R.H. | 1 | D1AZ 5A231-A | Clamp (outlet pipe to frame)—rear-2 1/4" |
| 1 | D1AZ 5A231-A | Clamp (crossover pipe to inlet pipe) | PARTS LIST NO. 60 | | |
| 1 | D1AZ 5A231-D | Clamp (inlet pipe to muffler) | 1 | C6AZ 9450-D | Gasket (inlet pipe to manifold) |
| 1 | C7TZ 5230-M | Muffler | 1 | C8TZ 5246-H | Pipe (inlet) |
| 1 | D1AZ 5A231-C | Clamp (muffler to outlet pipe) | 1 | D1AZ 5A231-C | Clamp (inlet pipe to muffler) |
| 1 | D3TZ 5260-F | Bracket (muffler & outlet pipe to frame) | 1 | C7TZ 5230-K | Muffler |
| 1 | D1AZ 5A231-C | Clamp (muffler & outlet to frame) | 1 | D3TZ 5260-F | Bracket (muffler & outlet pipe to frame) |
| 1 | 5255 | Pipe (outlet)—Note 7 | 1 | D1AZ 5A231-C | Clamp (muffler & outlet pipe to frame) |
| 1 | D3TZ 5260-A | Bracket (outlet pipe to frame)—rear | 1 | D3TZ 5255-D | Pipe (outlet) |
| 1 | D1AZ 5A231-C | Clamp (outlet pipe to frame)—rear-2" | 1 | D3TZ 5260-A | Bracket (outlet pipe to frame)—rear |
| 1 | D1AZ 5A231-A | Clamp (outlet pipe to frame)—rear-2 1/4" | 1 | D1AZ 5A231-C | Clamp (outlet pipe to frame)—rear |
| PARTS LIST NO. 55 | | | PARTS LIST NO. 61 | | |
| 1 | C6AZ 9450-D | Gasket (inlet pipe to manifold) | 1 | C6AZ 9450-D | Gasket (inlet pipe to manifold) |
| 1 | C8TZ 5246-H | Pipe (inlet) | 1 | C8TZ 5246-H | Pipe (inlet) |
| 1 | D1AZ 5A231-C | Clamp (inlet pipe to muffler) | 1 | D1AZ 5A231-C | Clamp (inlet pipe to muffler) |
| 1 | C7TZ 5230-K | Muffler | PARTS LIST NO. 56 | | |
| 1 | D1AZ 5A231-C | Clamp (muffler to outlet pipe) | 2 | C6AZ 9450-D | Gasket (inlet pipe to manifold) |
| 1 | D3TZ 5260-F | Bracket (outlet pipe to frame) | 1 | D0TZ 5267-A | Pipe (crossover) — without T/E |
| 1 | D1AZ 5A231-C | Clamp (outlet pipe to frame) | 1 | D4TZ 5267-C | Pipe (crossover) — with T/E |
| 1 | D3TZ 5255-E | Pipe (outlet) | 1 | D1AZ 5A231-C | Clamp (crossover pipe to inlet pipe) |
| 1 | D3TZ 5260-A | Bracket (outlet pipe to frame)—rear | 1 | D0TZ 5246-A | Pipe (inlet) |
| 1 | D1AZ 5A231-C | Clamp (outlet pipe to frame)—rear | 1 | D1AZ 5A231-C | Clamp (inlet pipe to muffler) |
| PARTS LIST NO. 56 | | | 1 | C6TZ 5230-G | Muffler |

1973/79
TRUCK SERIES 100/500

EXHAUST PARTS LISTS — Cont'd

| Q T Y | PART NUMBER | DESCRIPTION | Q T Y | PART NUMBER | DESCRIPTION |
|--|--------------|--|-------------------|--------------|--|
| NOTE 10 - Use D3TZ 5255-L for units which exhaust to side; use D3TZ 5255-H for units in anti noise law areas (exhaust back and down) | | | | | |
| ● Not used in noise restriction areas, ▲ Used in noise restriction areas | | | | | |
| PARTS LIST NO. 61 — Cont'd | | | PARTS LIST NO. 68 | | |
| 1 | C7TZ 5230-K | Muffler | 1 | C6AZ 9450-D | Gasket (inlet pipe to manifold) |
| 1 | D1AZ 5A231-C | Clamp (muffler to outlet pipe) | 1 | C9TZ 5246-D | Pipe (inlet) |
| 1 | D3TZ 5260-F | Bracket (muffler & outlet pipe to frame) | 1 | C7TZ 5A246-B | Bracket (inlet pipe to frame) |
| 1 | D1AZ 5A231-C | Clamp (muffler & outlet pipe to frame) | 1 | D1AZ 5A231-C | Clamp (inlet pipe to frame) |
| 1 | D3TZ 5255-E | Pipe (outlet) | 1 | D1AZ 5A231-C | Clamp (inlet pipe to muffler) |
| 1 | D3TZ 5260-A | Bracket (outlet pipe to frame)-rear | 1 | C7TZ 5230-K | Muffler |
| 1 | D1AZ 5A231-C | Clamp (outlet pipe to frame)-rear | 1 | D3TZ 5260-E | Bracket (muffler & outlet pipe to frame) |
| PARTS LIST NO. 64 | | | PARTS LIST NO. 69 | | |
| 2 | C6TZ 9450-B | Gasket (inlet pipe to manifold) | 1 | D3TZ 5255-K | Pipe (outlet) |
| 1 | D3TZ 5267-A | Pipe (inlet) - L.H. | 1 | D3TZ 5260-C | Bracket (outlet pipe to frame)-rear |
| 1 | D3TZ 5246-F | Pipe (inlet) - R.H. | 1 | D1AZ 5A231-C | Clamp (outlet pipe to frame)-rear |
| 1 | D1AZ 5A231-A | Clamp (inlet pipe to inlet pipe) | PARTS LIST NO. 69 | | |
| 1 | C7TZ 5A246-B | Bracket (inlet pipe to frame) | 1 | C6AZ 9450-D | Gasket (inlet pipe to manifold) |
| 1 | D1AZ 5A231-D | Clamp (inlet pipe to bracket) | 1 | C9TZ 5246-D | Pipe (inlet) |
| 1 | D1AZ 5A231-D | Clamp (inlet pipe to muffler) | 1 | C7TZ 5A246-B | Bracket (inlet pipe to frame) |
| 1 | C7TZ 5230-M | Muffler | 1 | D1AZ 5A231-C | Clamp (inlet pipe to frame) |
| 1 | D3TZ 5260-E | Bracket (muffler and outlet pipe to frame)-133" W/B | 1 | D1AZ 5A231-C | Clamp (inlet pipe to muffler) |
| 1 | C7TZ 5260-A | Bracket (muffler and outlet pipe to frame)-150" W/B | 1 | C7TZ 5230-K | Muffler |
| 1 | D1AZ 5A231-C | Clamp (muffler and outlet pipe to frame) | 1 | C7TZ 5260-A | Bracket (muffler & outlet pipe to frame) |
| 1 | D3TZ 5263-A | Pipe (extension)-150" W/B | 1 | D1AZ 5A231-C | Clamp (muffler & outlet pipe to frame) |
| 1 | D1AZ 5A231-C | Clamp (extension pipe to outlet pipe)-150" W/B | 1 | D3TZ 5260-E | Bracket (outlet pipe to frame) |
| 1 | D3TZ 5255-J | Pipe (outlet)-133" W/B (exhaust to side) | 1 | D1AZ 5A231-C | Clamp (outlet pipe to frame) |
| 1 | D3TZ 5255-F | Pipe (outlet)-133" W/B (exhaust to back and down-anti-noise law areas) | 1 | D3TZ 5255-L | Pipe (outlet) |
| 1 | D3TZ 5255-G | Pipe (outlet)-150" W/B (exhaust to back and down) | 1 | D3TZ 5260-C | Bracket (outlet pipe to frame)-rear |
| 1 | D3TZ 5260-C | Bracket (outlet pipe to frame)-rear | 1 | D1AZ 5A231-C | Clamp (outlet pipe to frame)-rear |
| 1 | D1AZ 5A231-C | Clamp (outlet pipe to frame)-rear | PARTS LIST NO. 72 | | |
| PARTS LIST NO. 65 | | | 2 | C6TZ 9450-B | Gasket (inlet pipe to manifold) |
| 1 | C6AZ 9450-D | Gasket (inlet pipe to manifold) | 1 | D3TZ 5246-E | Pipe (inlet) - R.H. |
| 1 | C9TZ 5246-D | Pipe (inlet) | 1 | D3TZ 5246-B | Pipe (inlet) - L.H. |
| 1 | C7TZ 5A246-B | Bracket (inlet pipe to frame) | 1 | D1AZ 5A231-A | Clamp (inlet pipe to inlet pipe) |
| 1 | D1AZ 5A231-C | Clamp (inlet pipe to frame) | 1 | C7TZ 5A246-B | Bracket (inlet pipe to frame) |
| 1 | D1AZ 5A231-C | Clamp (inlet pipe to muffler) | 1 | D1AZ 5A231-D | Clamp (inlet pipe to bracket) |
| 1 | C7TZ 5230-K | Muffler | 1 | D1AZ 5A231-C | Clamp (inlet pipe to muffler) |
| 1 | D3TZ 5260-E | Bracket (muffler & outlet pipe to frame) 133" W/B | 1 | C7TZ 5230-M | Muffler |
| 1 | C7TZ 5260-A | Bracket (muffler and outlet pipe to frame)-150" W/B | 1 | C7TZ 5260-A | Bracket (muffler & outlet pipe to frame) |
| 1 | D1AZ 5A231-C | Clamp (muffler & outlet pipe to frame) | 1 | D1AZ 5A231-C | Clamp (muffler and outlet pipe to frame) |
| 1 | D3TZ 5263-A | Pipe (extension)-150" W/B | 1 | 5255 | Pipe (outlet)-Note 10 |
| 1 | D1AZ 5A231-C | Clamp (extension pipe to outlet pipe)-150" W/B | 1 | D3TZ 5260-E | Bracket (outlet pipe to frame) |
| 1 | D3TZ 5255-J | Pipe (outlet)-133" W/B | 1 | D1AZ 5A231-C | Clamp (outlet pipe to frame) |
| 1 | D3TZ 5255-G | Pipe (outlet)-150" W/B | 1 | D3TZ 5260-C | Bracket (outlet pipe to frame)-rear |
| 1 | D3TZ 5260-C | Bracket (outlet pipe to frame)-rear | 1 | D1AZ 5A231-C | Clamp (outlet pipe to frame)-rear |
| 1 | D1AZ 5A231-C | Clamp (outlet pipe to frame)-rear | PARTS LIST NO. 73 | | |
| PARTS LIST NO. 66 | | | 1 | C6AZ 9450-D | Gasket (inlet pipe to manifold) |
| 1 | C6AZ 9450-D | Gasket (inlet pipe to manifold) | 1 | C5TZ 5246-H | Pipe (inlet) |
| 1 | C9TZ 5246-D | Pipe (inlet) | 1 | D1AZ 5A231-C | Clamp (inlet pipe to frame) |
| 1 | C7TZ 5A246-B | Bracket (inlet pipe to frame) | 1 | C5TZ 5A246-C | Bracket (inlet pipe to frame) |
| 1 | D1AZ 5A231-C | Clamp (inlet pipe to frame) | 1 | D1AZ 5A231-C | Clamp (inlet pipe to muffler) |
| 1 | D1AZ 5A231-C | Clamp (inlet pipe to muffler) | 1 | C5TZ 5230-C | Muffler |
| 1 | C7TZ 5230-K | Muffler | 1 | C5TZ 5A215-A | Clamp (muffler & outlet pipe to frame) |
| 1 | D3TZ 5260-E | Bracket (muffler & outlet pipe to frame) 133" W/B | | | |
| 1 | C7TZ 5260-A | Bracket (muffler and outlet pipe to frame)-150" W/B | | | |
| 1 | D1AZ 5A231-C | Clamp (muffler & outlet pipe to frame) | | | |
| 1 | D3TZ 5263-A | Pipe (extension)-150" W/B | | | |
| 1 | D1AZ 5A231-C | Clamp (extension pipe to outlet pipe)-150" W/B | | | |
| 1 | D3TZ 5255-J | Pipe (outlet)-133" W/B | | | |
| 1 | D3TZ 5255-G | Pipe (outlet)-150" W/B | | | |
| 1 | D3TZ 5260-C | Bracket (outlet pipe to frame)-rear | | | |
| 1 | D1AZ 5A231-C | Clamp (outlet pipe to frame)-rear | | | |

1973/79
TRUCK SERIES 100/500

| EXHAUST PARTS LISTS — Cont'd | | | | | | |
|------------------------------|--|--|-------------|--------------------|--|-------------------------------|
| Q T Y | PART NUMBER | DESCRIPTION | Q T Y | PART NUMBER | DESCRIPTION | |
| | NOTE 9 - | Use D3TZ 5255-K for units which exhaust to side; use D3TZ 5255-G for units in anti-noise areas (exhaust back and down) | | | | |
| | NOTE 11 - | Use D3TZ 5255-C for units which exhaust to side; use D3TZ 5255-M for units in anti-noise ban areas (exhaust for units back and down) | | | | |
| | ● Not used in noise restriction areas, ▲ Used in noise restriction areas | | | | | |
| | PARTS LIST NO. 73 — Cont'd | | | PARTS LIST NO. 122 | | |
| 1 | ★C7TA 5A206-A | Bracket (muffler & outlet pipe to frame) | 1 | C4TZ 5267-A | Pipe (inlet) — L.H. | |
| 1 | ★C7TA 5A290-H | Hanger (muffler & outlet pipe to frame) | 1 | C4TZ 5246-A | Pipe (inlet) — R.H. | |
| 1 | B5C 5255-A | Pipe (outlet) | 1 | D1AZ 5A231-D | Clamp (inlet pipe to inlet pipe) | |
| | PARTS LIST NO. 74 | | | 1 | D1AZ 5A231-D | Clamp (inlet pipe to muffler) |
| 1 | C4TZ 5246-A | Pipe (inlet) — R.H. | 1 | C3TZ 5230-B | Muffler | |
| 1 | C4TZ 5267-A | Pipe (inlet) — L.H. | 1 | C1TZ 5260-M | Bracket (muffler & outlet pipe to frame) —first | |
| 1 | D1AZ 5A231-A | Clamp (inlet pipe to inlet pipe) | 2 | B9TT 5A291-A | Spring (hanger to bracket) | |
| 1 | D1AZ 5A231-D | Clamp (inlet pipe to muffler) | 1 | ★C6TA 5A290-A | Hanger (muffler & outlet pipe to frame) | |
| 1 | C3TZ 5230-B | Muffler | 1 | C4TZ 5A215-B | Clamp (muffler & outlet pipe to frame) | |
| 1 | ★C7TA 5A206-A | Bracket (muffler & outlet pipe to frame) —first | 1 | C5TZ 5255-R | Pipe (outlet) | |
| 2 | B9TT 5A291-A | Spring (hanger to bracket). | 1 | ★C1TT 5277-C | Bracket (outlet pipe to frame)—second | |
| 1 | C4TZ 5A215-B | Clamp (muffler & outlet pipe to frame) | 1 | C2TZ 5260-C | Bracket (outlet pipe to frame)—second | |
| | | | 1 | C3TZ 5A231-A | Clamp (outlet pipe to frame) | |
| 1 | ★C7TA 5A290-C | Hanger (muffler & outlet pipe to frame) —first | 1 | C4TZ 5260-D | Bracket (outlet pipe to frame)—third | |
| 1 | ★C4TA 5255-M | Pipe (outlet) | 1 | C2TZ 5260-C | Bracket (outlet pipe to frame)—rear | |
| 1 | C4TZ 5260-D | Bracket (outlet pipe to frame)—second | 1 | C3TZ 5A231-A | Clamp (outlet pipe to frame)—rear | |
| 1 | ★C2TA 5277-M | Bracket (bracket to frame)—rear | | PARTS LIST NO. 139 | | |
| 1 | C2TZ 5260-C | Bracket (outlet pipe to bracket)—rear | 2 | C6TZ 9450-B | Gasket (inlet pipe to manifold) | |
| 1 | C3TZ 5A231-A | Clamp (outlet pipe to bracket)—rear | 1 | D3TZ 5246-B | Pipe (inlet) — L.H. | |
| | PARTS LIST NO. 120 | | | 1 | D3TZ 5246-E | Pipe (inlet) — R.H. |
| 1 | C6AZ 9450-D | Gasket (inlet pipe to manifold) | 1 | D1AZ 5A231-A | Clamp (inlet pipe to inlet pipe) | |
| 1 | C5TZ 5246-H | Pipe (inlet) | 1 | C7TZ 5A246-B | Bracket (inlet pipe to frame) | |
| 1 | D1AZ 5A231-C | Clamp (inlet pipe to frame) | 1 | B9TT 5A231-B | Clamp (inlet pipe to bracket) | |
| 1 | C5TZ 5A246-C | Bracket (inlet pipe to frame) | 1 | D1AZ 5A231-D | Clamp (inlet pipe to muffler) | |
| 1 | D1AZ 5A231-C | Clamp (inlet pipe to muffler) | 1 | D1AZ 5A231-A | Clamp (crossover pipe to inlet pipe) | |
| 1 | C5TZ 5230-C | Muffler | 1 | C7TZ 5230-M | Muffler | |
| 1 | ★C6TA 5A290-B | Hanger (muffler & outlet pipe to frame) | 1 | D3TZ 5260-E | Bracket (muffler & outlet pipe to frame) | |
| 2 | B9TT 5A291-A | Spring (hanger to bracket & clamp) | 1 | D1AZ 5A231-C | Clamp (muffler & outlet pipe to frame) | |
| 2 | 359838-S7-8 | (BB-44-H)—bolt-3/8"—16 x 2 3/8" (spring to bracket) | 1 | 5255 | Pipe (outlet) — Note 9 | |
| 1 | C1TZ 5260-M | Bracket (muffler & outlet pipe to frame) —first | 1 | D3TZ 5260-C | Bracket (outlet pipe to frame) | |
| | | | 1 | D1AZ 5A231-C | Clamp (outlet pipe to frame) | |
| | | | | PARTS LIST NO. 194 | | |
| 1 | C5TZ 5A215-A | Clamp (muffler & outlet pipe to frame) | 2 | C6TZ 9450-B | Gasket (inlet pipe to manifold) | |
| 1 | C5TZ 5255-N | Pipe (outlet) — "Before Ser. W60,001" | 1 | D3TZ 5246-B | Pipe (inlet) — L.H. | |
| 1 | D5TZ 5255-BJ | Pipe (outlet) — "From Ser. W60,001" | 1 | D3TZ 5246-E | Pipe (inlet) — R.H. | |
| 1 | ★C1TT 5277-C | Bracket (frame to outlet pipe bracket)— second | 1 | D1AZ 5A231-A | Clamp (inlet pipe to inlet pipe) | |
| 1 | C2TZ 5260-C | Bracket (bracket to outlet pipe clamp)— second | 1 | C7TZ 5A246-B | Bracket (inlet pipe to frame) | |
| 1 | C3TZ 5A231-A | Clamp (bracket to outlet pipe) | 1 | B9TT 5A231-B | Clamp (inlet pipe to bracket) | |
| 1 | ★TCAG 5274-A | Bracket (outlet pipe to frame)—third | 1 | D1AZ 5A231-D | Clamp (inlet pipe to muffler) | |
| 1 | D1AZ 5A231-C | Clamp (extension pipe to outlet pipe) | 1 | C7TZ 5230-M | Muffler | |
| 1 | C2TZ 5263-A | Pipe (outlet extension) | 1 | D3TZ 5260-D | Bracket (muffler & outlet pipe to frame) | |
| 1 | ★C2TA 5261-L | Bracket (outlet pipe extension to frame) | 1 | D1AZ 5A231-C | Clamp (muffler & outlet pipe to bracket) | |
| 1 | D1AZ 5A231-C | Clamp (outlet pipe extension to bracket) | 1 | 5255 | Pipe (outlet)—Note 11 | |
| | | | 1 | D3TZ 5260-B | Bracket (outlet pipe to frame) | |
| | | | 1 | D1AZ 5A231-C | Clamp (outlet pipe to bracket) | |

1973/79
TRUCK SERIES 100/500

| EXHAUST PARTS LISTS — Cont'd | | | | | |
|--|----------------|--|-----------------------------|----------------|--|
| Q T Y | PART NUMBER | DESCRIPTION | Q T Y | PART NUMBER | DESCRIPTION |
| ● Not used in noise restriction areas, ▲ Used in noise restriction areas | | | | | |
| PARTS LIST NO. 195 | | | PARTS LIST NO. 197 — Cont'd | | |
| 1 | C4TZ 5246-A | Pipe (inlet) — R.H. | 1 | C2TZ 5260-C | Bracket (bracket to outlet pipe)—second |
| 1 | C4TZ 5267-A | Pipe (inlet) — L.H. | 1 | D1AZ 5A231-C | Clamp (bracket to outlet pipe) |
| 1 | D1AZ 5A231-A | Clamp (inlet pipe to inlet pipe) | 1 | ★ TCAG 5274-A | Bracket (outlet pipe to frame)—third |
| 1 | D1AZ 5A231-D | Clamp (inlet pipe to muffler) | 1 | ★ C2TA 5277-M | Bracket (hanger to frame)—rear |
| 1 | C3TZ 5230-B | Muffler | 1 | ★ C2TA 5261-L | Hanger (bracket to outlet pipe)—rear |
| 1 | ★ C7TA 5A206-A | Bracket (muffler & bracket to frame)—first | 1 | D1AZ 5A231-C | Clamp (hanger to outlet pipe)—rear |
| PARTS LIST NO. 196 | | | PARTS LIST NO. 198 | | |
| 1 | C4TZ 5A215-B | Clamp (muffler & outlet pipe to hanger) first | 1 | C6AZ 9450-D | Gasket (inlet pipe to manifold) |
| 1 | ★ C6TA 5A290-C | Hanger (clamp to bracket)—first | 1 | C5TZ 5246-H | Pipe (inlet) |
| 2 | B9TT 5A291-A | Spring (hanger to bracket) | 1 | D1AZ 5A231-C | Clamp (inlet pipe to frame) |
| 1 | C5TZ 5255-K | Pipe (outlet) | 1 | C5TZ 5A246-C | Bracket (inlet pipe to frame) |
| 1 | ★ C1TT 5277-C | Bracket (bracket to frame)—second | 1 | D1AZ 5A231-C | Clamp (inlet pipe to muffler) |
| 1 | C2TZ 5260-C | Bracket (bracket to outlet pipe)—second | 1 | C5TZ 5230-C | Muffler |
| 1 | C3TZ 5A231-A | Clamp (bracket to outlet pipe) | 1 | ★ C7TA 5A206-A | Bracket (muffler bracket to frame)—first |
| 1 | C4TZ 5260-D | Bracket (inlet pipe to frame)—third | 1 | ★ C7TA 5A290-H | Hanger (clamp to bracket)—first |
| 1 | ★ C2TA 5277-M | Bracket (bracket to frame)—rear | 1 | C5TZ 5A215-A | Clamp (muffler & outlet pipe to hanger)—first |
| 1 | C2TZ 5260-C | Bracket to outlet pipe)—rear | 1 | ★ C4TA 5255-Y | Pipe (outlet) |
| 1 | C3TZ 5A231-A | Clamp (bracket to outlet pipe) | 1 | ★ TCAG 5274-A | Bracket (outlet pipe to frame)—second |
| 1 | C4TZ 5246-A | Pipe (inlet) — R.H. | 1 | ★ C2TA 5277-M | Bracket (hanger to frame)—rear |
| 1 | C4TZ 5267-A | Pipe (inlet) — L.H. | 1 | ★ C2TA 5261-L | Hanger (bracket to output pipe)—rear |
| 1 | D1AZ 5A231-A | Clamp (inlet pipe to inlet pipe) | 1 | D1AZ 5A231-C | Clamp (hanger to outlet pipe)—rear |
| 1 | D1AZ 5A231-D | Clamp (inlet pipe to muffler) | PARTS LIST NO. 199 | | |
| 1 | C3TZ 5230-B | Muffler | 1 | C6AZ 9450-D | Gasket (inlet pipe to manifold) |
| 1 | ★ C7TA 5A206-A | Bracket (muffler bracket to frame)—first | 1 | C5TZ 5246-H | Pipe (inlet) |
| 1 | C4TZ 5A215-B | Clamp (muffler & outlet pipe to hanger) —first | 1 | D1AZ 5A231-C | Clamp (inlet pipe to frame) |
| 1 | ★ C6TA 5A290-C | Hanger (clamp to bracket)—first | 1 | D1AZ 5A231-C | Clamp (inlet pipe to muffler) |
| 2 | B9TT 5A291-A | Spring (hanger to bracket) | 1 | C5TZ 5230-C | Muffler |
| 1 | ★ C4TA 5255-A | Pipe (outlet) | 1 | ★ C7TA 5A206-A | Bracket (muffler bracket to frame)—first |
| 1 | C2TZ 5260-C | Bracket (outlet pipe to frame)—second | 1 | ★ C7TA 5A290-H | Hanger (clamp to bracket)—first |
| 1 | C3TZ 5A231-A | Clamp (outlet pipe to bracket) | 1 | C5TZ 5A215-A | Clamp (muffler & outlet pipe to hanger) —first |
| 1 | ★ C1TT 5277-C | Bracket (bracket to frame)—third | 2 | B9TT 5A291-A | Spring (hanger to bracket) |
| 1 | C2TZ 5260-C | Bracket (bracket to outlet pipe)—third | 1 | ★ C4TA 5255-AB | Pipe (outlet) |
| 1 | C3TZ 5A231-A | Clamp (bracket to outlet pipe) | 1 | C2TZ 5260-C | Bracket (outlet pipe to frame)—second |
| 1 | C4TZ 5260-D | Bracket (outlet pipe to frame)—fourth | 1 | D1AZ 5A231-C | Clamp (bracket to outlet pipe) |
| 1 | ★ C2TA 5277-M | Bracket (bracket to frame)—rear | 1 | ★ C1TT 5277-C | Bracket (bracket to frame)—third |
| 1 | C2TZ 5260-C | Bracket (bracket to outlet pipe)—rear | 1 | C2TZ 5260-C | Bracket (bracket to outlet pipe)—third |
| 1 | C3TZ 5A231-A | Clamp (bracket to outlet pipe) | 1 | D1AZ 5A231-C | Clamp (bracket to outlet pipe) |
| PARTS LIST NO. 197 | | | 1 | ★ TCAG 5274-A | Bracket (outlet pipe to frame)—fourth |
| 1 | C6AZ 9450-D | Gasket (inlet pipe to manifold) | 1 | ★ C2TA 5277-M | Bracket (hanger to frame)—rear |
| 1 | C5TZ 5246-H | Pipe (inlet) | 1 | ★ C2TA 5261-L | Hanger (bracket to outlet pipe)—rear |
| 1 | D1AZ 5A231-C | Clamp (inlet pipe to frame) | 1 | D1AZ 5A231-C | Clamp (hanger to outlet pipe)—rear |
| 1 | C5TZ 5A246-C | Bracket (inlet pipe to frame) | PARTS LIST NO. 200 | | |
| 1 | C5TZ 5230-C | Muffler | 1 | C8SZ 9450-A | Gasket (inlet pipe to manifold) |
| 1 | ★ C7TA 5A206-A | Bracket (muffler bracket to frame)—first | 1 | D4TZ 5246-D | Pipe (inlet)—R.H. |
| 1 | ★ C7TA 5A290-H | Hanger (clamp to bracket)—first | 1 | D4TZ 5246-E | Pipe (inlet)—L.H. |
| 1 | C5TZ 5A215-A | Clamp (muffler & outlet pipe to hanger) —first | 1 | D3TZ 5A231-D | Clamp assy. (inlet pipes to muffler) |
| 2 | B9TT 5A291-A | Spring (muffler to bracket) | 1 | D4TZ 5230-A | Muffler |
| 1 | ★ C4TA 5255-AA | Pipe (outlet) | | | |
| 1 | ★ C1TT 5277-C | Bracket (—racket to frame)—second | | | |

EXHAUST PARTS LISTS — Cont'd

| QTY | PART NUMBER | DESCRIPTION | QTY | PART NUMBER | DESCRIPTION |
|--|--------------|---|--------------------|--------------|--|
| ● Not used in noise restriction areas, ▲ Used in noise restriction areas | | | | | |
| PARTS LIST NO. 200 — Cont'd | | | PARTS LIST NO. 205 | | |
| 1 | D1AZ 5A231-D | Clamp assy. (muffler to outlet pipe & bracket) | 2 | C8SZ 9450-A | Gasket (inlet pipe to manifold) |
| 1 | D4TZ 5260-A | Bracket assy. (outlet pipe to frame)-front | 1 | D3TZ 5246-K | Pipe-R.H. inlet "Before Ser. S00,001" |
| 1 | D4TZ 5255-F | Pipe (outlet) | 1 | D3TZ 5246-N | Pipe-R.H. inlet "From Ser. S00,001 to T00,001" |
| 1 | D1AZ 5A231-D | Clamp assy. (outlet pipe to bracket) | 1 | D4TZ 5246-L | Pipe-R.H. inlet "From Ser. T00,001" |
| 1 | D4TZ 5260-C | Bracket assy. (outlet pipe to frame)-rear | 1 | D3TZ 5246-L | Pipe-L.H. inlet |
| PARTS LIST NO. 201 | | | 1 | D3TZ 5A231-D | Clamp (right inlet pipe to left inlet pipe) |
| 2 | C8SZ 9450-A | Gasket (inlet pipe to manifold) | 1 | D3TZ 5A246-A | Bracket (inlet pipe to frame) |
| 1 | D3TZ 5246-M | Pipe-R.H. inlet | 1 | D3TZ 5A231-D | Clamp (R.H. inlet pipe to L.H. inlet pipe to bracket) |
| 1 | D3TZ 5246-H | Pipe-L.H. inlet | 2 | D1AZ 5A231-C | Clamp (muffler to inlet pipes) |
| 1 | D3TZ 5A231-D | Clamp assy. (R.H. & L.H. inlet pipes) | 1 | D3TZ 5230-F | Muffler |
| 1 | D3TZ 5230-F | Muffler | 1 | D1AZ 5A231-D | Clamp (muffler & extension to frame)-Crew cab |
| 1 | D1AZ 5A231-C | Clamp (muffler to outlet pipe) | 1 | C7TZ 5260-A | Bracket (muffler & extension to frame)-Crew cab |
| 1 | D1AZ 5A231-D | Clamp (bracket to outlet pipe)-front | 1 | D1AZ 5A231-C | Clamp (muffler & outlet pipe to bracket) -front-reg. cab |
| 1 | D4TZ 5260-A | Bracket (outlet pipe to frame)-front | 1 | C7TZ 5260-A | Bracket (outlet pipe to frame)-front-reg. cab |
| 1 | D4TZ 5255-D | Pipe (outlet) | 1 | D4TZ 5263-B | Extension-F250-Crew cab |
| 1 | D1AZ 5A231-D | Clamp (bracket to outlet pipe)-rear | 1 | D4TZ 5263-A | Extension-F350-Crew cab |
| 1 | D3TZ 5260-A | Bracket (outlet pipe to frame)-rear | 1 | D1AZ 5A231-D | Clamp (extension to outlet pipe)-Crew cab |
| PARTS LIST NO. 203 | | | 1 | D3TZ 5260-E | Bracket (extension & outlet pipe to frame)-F350-Crew cab |
| 2 | C8SZ 9450-A | Gasket (inlet pipe to manifold) | 1 | D4TZ 5255-B | Pipe (outlet) -- w/regular cab |
| 1 | D3TZ 5246-K | Pipe-R.H. inlet "Before Ser. S00,001" | 1 | D4TZ 5255-A | Pipe (outlet) -- w/crew cab |
| 1 | D3TZ 5246-N | Pipe-R.H. inlet "From Ser. S00,001 to Ser. T00,001" | 1 | D1AZ 5A231-D | Clamp (outlet pipe to bracket)-middle-reg. cab |
| 1 | D4TZ 5246-L | Pipe-R.H. inlet "From Ser. T00,001" | 1 | D3TZ 5260-E | Bracket (outlet pipe to frame)-middle-reg. cab |
| 1 | D3TZ 5246-L | Pipe-L.H. inlet | 1 | D1AZ 5A231-D | Clamp (outlet pipe to bracket)-rear |
| 1 | D3TZ 5A231-D | Clamp (right inlet pipe to left inlet pipe) | 1 | D3TZ 5260-C | Bracket (outlet pipe to frame)-rear |
| 1 | D3TZ 5A246-A | Bracket (inlet pipe to frame) | PARTS LIST NO. 206 | | |
| 1 | D3TZ 5A231-D | Clamp (R.H. inlet pipe, L.H. inlet pipe to bracket) | 1 | C4TZ 5246-A | Pipe (inlet) - R.H. |
| 2 | D1AZ 5A231-C | Clamp (muffler to inlet pipes) | 1 | C4TZ 5267-A | Pipe (inlet) - L.H. |
| 1 | D3TZ 5230-F | Muffler | 1 | D1AZ 5A231-A | Clamp (inlet pipe to inlet pipe) |
| 1 | D1AZ 5A231-C | Clamp (muffler & outlet pipe to bracket) -front | 1 | D1AZ 5A231-D | Clamp (inlet pipe to muffler) |
| 1 | D3TZ 5260-E | Bracket (outlet pipe to frame)-front | 1 | D3TZ 5230-E | Muffler |
| 1 | D4TZ 5255-A | Pipe (outlet) | 1 | D3TZ 5260-G | Hanger (muffler & outlet pipe to frame)-first |
| 1 | D1AZ 5A231-D | Clamp (outlet pipe to bracket)-rear | 1 | D1AZ 5A231-C | Clamp (muffler & outlet pipe to hanger) -first |
| 1 | D3TZ 5260-C | Bracket (outlet pipe to frame)-rear | 1 | D3TZ 5255-V | Pipe (outlet)-cut to fit |
| PARTS LIST NO. 204 | | | 1 | C4TZ 5260-D | Bracket (outlet pipe to frame)-second |
| 2 | C8SZ 9450-A | Gasket (inlet pipe to manifold) | 1 | C2TZ 5260-C | Hanger (outlet pipe to bracket)-rear |
| 1 | D3TZ 5246-K | Pipe-R.H. inlet "Before Ser. S00,001" | 1 | C3TZ 5A231-A | Clamp (outlet pipe to hanger)-rear |
| 1 | D3TZ 5246-N | Pipe-R.H. inlet "From Ser. S00,001 to T00,001" | PARTS LIST NO. 207 | | |
| 1 | D4TZ 5246-L | Pipe-R.H. inlet "From Ser. T00,001" | 1 | C4TZ 5246-A | Pipe (inlet) - R.H. |
| 1 | D3TZ 5246-L | Pipe -- L.H. inlet | 1 | C4TZ 5267-A | Pipe (inlet) - L.H. |
| 1 | D3TZ 5A231-D | Clamp (R.H. inlet pipe to L.H. inlet pipe) | 1 | D1AZ 5A231-A | Clamp (inlet pipe to inlet pipe) |
| 1 | D3TZ 5A246-A | Bracket (inlet pipe to frame) | 1 | D1AZ 5A231-D | Clamp (inlet pipe to muffler) |
| 1 | D3TZ 5A231-D | Clamp (R.H. inlet pipe to L.H. inlet pipe to bracket) | 1 | D3TZ 5230-E | Muffler |
| 2 | D1AZ 5A231-C | Clamp (muffler to inlet pipes) | 1 | D3TZ 5260-G | Hanger (muffler & outlet pipe to frame)-first |
| 1 | D3TZ 5230-F | Muffler | 1 | D1AZ 5A231-C | Clamp (muffler & outlet pipe to frame) -first |
| 1 | D1AZ 5A231-C | Clamp (muffler & outlet pipe to bracket) -front | 1 | D3TZ 5255-V | Pipe (outlet)-cut to fit "Before Ser. W60,001" |
| 1 | D3TZ 5260-D | Bracket (outlet pipe to frame)-front | 1 | D5TZ 5255-BJ | Pipe (outlet) "From Ser. W60,001" |
| 1 | D4TZ 5255-C | Pipe (outlet) | | | |
| 1 | D1AZ 5A231-D | Clamp (outlet pipe to bracket)-rear | | | |
| 1 | D3TZ 5260-B | Bracket (outlet pipe to frame)-rear | | | |

1973/79
TRUCK SERIES 100/500

EXHAUST PARTS LISTS — Cont'd

| Q T Y | PART NUMBER | DESCRIPTION | Q T Y | PART NUMBER | DESCRIPTION |
|--|---------------|---|-----------------------------|--------------------|--|
| ● Not used in noise restriction areas, ▲ Used in noise restriction areas | | | | | |
| PARTS LIST NO. 207 — Cont'd | | | PARTS LIST NO. 247 — Cont'd | | |
| 1 | ★ C1TT 5277-C | Bracket (outlet pipe to frame)—second | 1 | D1AZ 5A231-C | Clamp (inlet pipe to bracket) |
| 1 | C2TZ 5260-C | Hanger (outlet pipe to frame)—second | 1 | D1AZ 5A231-C | Clamp (inlet pipe to muffler) |
| 1 | C3TZ 5A231-A | Clamp (outlet pipe to frame)—second | 1 | C7TZ 5230-K | Muffler |
| 1 | C4TZ 5260-D | Bracket (outlet pipe to frame)—third | 1 | C7TZ 5260-A | Bracket (extension pipe to muffler and frame) |
| 1 | C2TZ 5260-C | Bracket (outlet pipe to frame)—rear | 1 | D1AZ 5A231-C | Clamp (extension pipe to muffler and bracket) |
| 1 | C3TZ 5A231-A | Clamp (outlet pipe to frame)—rear | 1 | D3TZ 5263-A | Pipe (extension)—F250 |
| 1 | C2TZ 5263-A | Extension (outlet pipe) | 1 | D3TZ 5263-B | Pipe (extension)—F350 |
| PARTS LIST NO. 208 | | | 1 | D3TZ 5260-E | Bracket (extension pipe to cross member) intermediate—F350 |
| 1 | C4TZ 5246-A | Pipe (inlet)—R.H. | 1 | D1AZ 5A231-C | Clamp (extension pipe to outlet pipe) |
| 1 | C4TZ 5267-A | Pipe (inlet)—L.H. | 1 | D3TZ 5255-G | Pipe (outlet) |
| 1 | D1AZ 5A231-A | Clamp (inlet pipe to inlet pipe) | 1 | D3TZ 5260-C | Bracket (outlet pipe to frame)—rear |
| 1 | D1AZ 5A231-D | Clamp (inlet pipe to muffler) | 1 | D1AZ 5A231-D | Clamp (outlet pipe to bracket)—rear |
| 1 | D3TZ 5230-E | Muffler | PARTS LIST NO. 248 | | |
| 1 | D3TZ 5260-G | Hanger (muffler & outlet pipe to frame)—first | 2 | C6TZ 9450-B | Gasket (inlet pipe to manifold) |
| 1 | D1AZ 5A231-C | Clamp (muffler & outlet pipe to frame)—first | 1 | D3TZ 5246-B | Pipe (inlet) — L.H. |
| 1 | D3TZ 5255-V | Pipe (outlet)— cut to fit | 1 | D3TZ 5246-E | Pipe (inlet) — R.H. |
| 1 | C2TZ 5260-C | Hanger (outlet pipe to frame)—second | 1 | D1AZ 5A231-A | Clamp (inlet pipe to inlet pipe) |
| 1 | C3TZ 5A231-A | Clamp (outlet pipe to frame)—second | 1 | C7TZ 5A246-B | Bracket and insulator assy. (inlet pipe to frame) |
| 1 | ★ C1TT 5277-A | Bracket (outlet pipe to frame)—third | 2 | D1AZ 5A231-D | Clamp (inlet pipe to bracket and muffler) |
| 1 | C2TZ 5260-C | Hanger (outlet pipe to frame)—third | 1 | C7TZ 5230-M | Muffler |
| 1 | C3TZ 5A231-A | Clamp (outlet pipe to frame)—third | 1 | C7TZ 5260-A | Bracket (muffler and extension pipe to frame) |
| 1 | C4TZ 5260-D | Bracket (outlet pipe to frame)—fourth | 1 | D1AZ 5A231-C | Clamp (muffler to extension pipe and bracket) |
| 1 | C2TZ 5260-C | Bracket (outlet pipe to frame)—rear | 1 | D3TZ 5263-A | Pipe (extension)—F250 |
| 1 | C3TZ 5A231-A | Clamp (outlet pipe to frame)—rear | 1 | D3TZ 5263-B | Pipe (extension)—F350 |
| PARTS LIST NO. 245 | | | 1 | D3TZ 5260-E | Bracket (extension pipe to cross member)—intermediate—F350 |
| 2 | C8SZ 9450-A | Gasket (inlet pipe to manifold) | 1 | D1AZ 5A231-C | Clamp (extension pipe to outlet pipe) |
| 1 | D4TZ 5246-D | Pipe (inlet)—R.H. | 1 | D1AZ 5A231-A | Clamp (outlet pipe to bracket) |
| 1 | D4TZ 5246-E | Pipe (inlet)—L.H. | 1 | D3TZ 5260-C | Bracket (outlet pipe)—rear |
| 1 | D4TZ 5A246-B | Bracket & insulator assy. (inlet pipe to frame) | 1 | D3TZ 5255-G | Pipe (outlet) |
| 2 | D1AZ 5A231-D | Clamp (inlet pipe to bracket) | PARTS LIST NO. 249 | | |
| 1 | D3TZ 5A231-D | Clamp (inlet pipe to muffler) | 2 | C6TZ 9450-B | Gasket (inlet pipe to manifold) |
| 1 | D4TZ 5230-A | Muffler | 1 | D4TZ 5246-H | Pipe (inlet) — R.H. |
| 1 | D1AZ 5A231-A | Clamp (muffler to outlet pipe & bracket) | 1 | D4TZ 5246-K | Pipe (inlet) — L.H. |
| 1 | D4TZ 5260-A | Bracket (outlet pipe to frame)—front | 1 | D1AZ 5A231-A | Clamp (inlet pipe to inlet) |
| 1 | D4TZ 5255-F | Pipe (outlet) | 1 | D1AZ 5A231-D | Clamp (inlet pipe to muffler) |
| 1 | D1AZ 5A231-D | Clamp (outlet pipe to bracket) | 1 | D4TZ 5230-B | Muffler |
| 1 | D4TZ 5260-C | Bracket (outlet pipe to frame)—rear | 1 | D4TZ 5260-B | Bracket (muffler and outlet pipe to frame)—front |
| PARTS LIST NO. 246 | | | 1 | D1AZ 5A231-D | Clamp (outlet pipe to muffler) |
| 2 | C8SZ 9450-A | Gasket (inlet pipe to manifold) | 1 | D4TZ 5260-A | Bracket (outlet pipe to frame)—intermediate |
| 1 | D3TZ 5246-H | Pipe (inlet)—L.H. | 1 | D1AZ 5A231-D | Clamp (outlet pipe to frame)—intermediate |
| 1 | D3TZ 5246-M | Pipe (inlet)—R.H.— "Before Ser. T00,001" | 1 | D3TZ 5260-A | Bracket (outlet pipe to frame)—rear |
| 1 | D4TZ 5246-F | Pipe (inlet)—R.H.— "From Ser. T00,001" | 1 | D1AZ 5A231-D | Clamp (outlet pipe to bracket)—rear |
| 1 | D3TZ 5A231-D | Clamp (inlet pipes to muffler) | 1 | PARTS LIST NO. 247 | |
| 1 | D3TZ 5230-F | Muffler | 1 | C6AZ 9450-D | Gasket (inlet pipe to manifold) |
| 1 | D1AZ 5A231-C | Clamp (muffler to outlet pipe) | 1 | C9TZ 5246-D | Pipe (inlet) |
| 1 | D4TZ 5255-D | Pipe (outlet) | 1 | C7TZ 5A246-B | Bracket and insulator assy. (inlet pipe to frame) |
| 1 | D4TZ 5260-B | Bracket (outlet pipe to frame)—front | 1 | D1AZ 5A231-D | Clamp (outlet pipe to muffler) |
| 1 | D1AZ 5A231-D | Clamp (outlet pipe to frame)—front | 1 | D4TZ 5260-A | Bracket (outlet pipe to frame)—intermediate |
| 1 | D4TZ 5260-A | Bracket (outlet pipe to frame)—intermediate | 1 | D1AZ 5A231-D | Clamp (outlet pipe to bracket) |
| 1 | D1AZ 5A231-D | Clamp (outlet pipe to frame)—intermediate | 1 | D3TZ 5260-A | Bracket (outlet pipe to frame)—rear |
| 1 | D3TZ 5260-A | Bracket (outlet pipe to frame)—rear | 1 | D1AZ 5A231-D | Clamp (outlet pipe to bracket) |
| 1 | D1AZ 5A231-D | Clamp (outlet pipe to bracket)—rear | 1 | D4TZ 5255-D | Pipe (outlet) |

EXHAUST PARTS LISTS — Cont'd

| Q T Y | PART NUMBER | DESCRIPTION | Q T Y | PART NUMBER | DESCRIPTION |
|--|--------------|---|--------------------|---------------|--|
| ● Not used in noise restriction areas, ▲ Used in noise restriction areas | | | | | |
| PARTS LIST NO. 250 | | | PARTS LIST NO. 253 | | |
| 2 | C6TZ 9450-B | Gasket (inlet pipe to manifold) | 2 | C6TZ 9450-B | Gasket (inlet pipe to manifold) |
| 1 | D4TZ 5246-G | Pipe (inlet) — R.H. | 1 | D4TZ 5246-AH | Pipe (inlet) — F250-350 |
| 1 | D4TZ 5246-J | Pipe (inlet) — L.H. | 1 | D4TZ 5246-AJ | Pipe (inlet) — F100-150 |
| 1 | D1AZ 5A231-D | Clamp (inlet pipe to inlet pipe) | 1 | D1AZ 5A231-A | Clamp (inlet pipe to inlet pipe) |
| 1 | C7TZ 5A246-B | Bracket (inlet pipe to frame) | 1 | D4TZ 5A246-C | Bracket & insulator assy. (inlet pipe to cross member) |
| 1 | D1AZ 5A231-D | Clamp (inlet pipe to bracket) | 1 | D1AZ 5A231-D | Clamp (inlet pipe to bracket) |
| 1 | D1AZ 5A231-D | Clamp (inlet pipe to muffler) | 1 | D1AZ 5A231-D | Clamp (inlet pipe to muffler) |
| 1 | D4TZ 5230-B | Muffler | 1 | D4TZ 5230-D | Muffler |
| 1 | D3TZ 5260-E | Bracket (muffler to cross member)—front—136" W/B | 1 | D4TZ 5260-E | Bracket & insulator assy. (outlet pipe & muffler to frame) |
| 1 | D3TZ 5260-D | Bracket (muffler to cross member)—front—140" W/B | 1 | D1AZ 5A231-D | Clamp (outlet pipe & muffler to bracket) |
| 1 | C7TZ 5260-A | Bracket (muffler to frame)—front—160" W/B | 1 | ● D4TZ 5255-R | Pipe (outlet) — 138" W/B |
| 1 | D1AZ 5A231-D | Clamp (muffler to bracket) | 1 | ● D4TZ 5255-N | Pipe (outlet) — 155" W/B |
| 1 | D3TZ 5260-E | Bracket (outlet pipe to cross member)—intermediate—160" W/B | 1 | ▲ D4TZ 5255-K | Pipe (outlet) — 138" W/B |
| 1 | D1AZ 5A231-D | Clamp (outlet pipe to bracket) | 1 | ▲ D4TZ 5255-J | Pipe (outlet) — 155" W/B |
| 1 | D3TZ 5260-C | Bracket (outlet pipe to frame)—rear—136" and 160" W/B | 1 | D1AZ 5A231-C | Clamp (outlet pipe to bracket)—for 2" dia. pipe |
| 1 | D3TZ 5260-B | Bracket (outlet pipe to frame)—rear—140" W/B | 1 | D1AZ 5A231-A | Clamp (outlet pipe to bracket)—for 2 1/4" dia. pipe |
| 1 | D1AZ 5A231-D | Clamp (outlet pipe to bracket) | 1 | D3TZ 5260-A | Bracket & insulator assy. (outlet pipe to frame) |
| 1 | D4TZ 5255-A | Pipe (outlet)—136" W/B | PARTS LIST NO. 254 | | |
| 1 | D4TZ 5255-C | Pipe (outlet)—140" W/B | 2 | C6TZ 9450-B | Gasket (inlet pipe to manifold) |
| 1 | D4TZ 5255-B | Pipe (outlet)—160" W/B | 1 | D4TZ 5246-AK | Pipe (inlet) |
| PARTS LIST NO. 251 | | | 1 | D1AZ 5A231-C | Clamp (inlet pipe to muffler) |
| 2 | C6TZ 9450-B | Gasket (inlet pipe to manifold) | 1 | D4TZ 5230-J | Muffler |
| 1 | D4TZ 5246-C | Pipe (inlet) — R.H. | 1 | D4TZ 5260-A | Bracket (muffler and outlet pipe to frame)—front |
| 1 | D3TZ 5267-A | Pipe (inlet) — L.H. | 1 | D1AZ 5A231-D | Clamp (outlet pipe to muffler) |
| 1 | D1AZ 5A231-D | Clamp (inlet to inlet) | 1 | D3TZ 5260-A | Bracket (outlet pipe to frame)—rear |
| 1 | D4TZ 5A246-A | Bracket and insulator assy. (inlet pipe to frame) | 1 | D1AZ 5A231-D | Clamp (outlet pipe to bracket) |
| 1 | D1AZ 5A231-D | Clamp (inlet pipe to muffler) | 1 | D4TZ 5255-G | Pipe (outlet)—138" W/B |
| 1 | D4TZ 5230-C | Muffler | 1 | D4TZ 5255-H | Pipe (outlet)—155" W/B |
| 1 | D3TZ 5260-E | Bracket (muffler and outlet pipe to cross member) | PARTS LIST NO. 255 | | |
| 1 | D1AZ 5A231-D | Clamp (outlet pipe to bracket) | 2 | C8SZ 9450-A | Gasket (inlet pipe to manifold) |
| 1 | D3TZ 5255-F | Pipe (outlet) | 1 | D4TZ 5246-R | Pipe—R.H. inlet |
| 1 | D3TZ 5260-C | Bracket (outlet pipe to frame) | 1 | D4TZ 5246-T | Pipe—L.H. inlet |
| 1 | D1AZ 5A231-D | Clamp (outlet pipe to bracket) | 1 | D4TZ 5A246-D | Bracket & insulator assy. (inlet pipes to frame) — "Before Ser. W20,001" |
| PARTS LIST NO. 252 | | | 1 | D5TZ 5A246-K | Bracket (inlet pipe to frame) — "From Ser. W20,001" |
| 1 | C6AZ 9450-D | Gasket (inlet pipe to manifold) | 2 | D1AZ 5A231-D | Clamp assy. (inlet pipes to bracket) |
| 1 | D4TZ 5246-S | Pipe (inlet) | 2 | D1AZ 5A231-C | Clamp assy. (inlet pipes to muffler) |
| 1 | D4TZ 5A246-C | Bracket and insulator assy. (inlet pipe to frame) | 1 | D5TZ 5230-AT | Muffler |
| 1 | D1AZ 5A231-C | Clamp (inlet pipe to bracket) | 1 | D1AZ 5A231-D | Clamp assy. (muffler to outlet pipe & bracket) |
| 1 | D1AZ 5A231-C | Clamp (inlet pipe to muffler) | 1 | ★ 5260 | Bracket (outlet pipe to frame front) |
| 1 | D4TZ 5230-E | Muffler | 1 | D1AZ 5A231-D | Clamp assy. (outlet pipe to bracket) |
| 1 | D4TZ 5260-E | Bracket (extension pipe to muffler and frame) | 1 | D3TZ 5260-A | Bracket assy. (outlet pipe to frame)—rear |
| 1 | D1AZ 5A231-D | Clamp (extension pipe to muffler and bracket) | 1 | D4TZ 5255-G | Pipe (outlet)—138" W/B |
| 1 | D4TZ 5255-R | Pipe (outlet)—138" W/B | 1 | D4TZ 5255-H | Pipe (outlet)—155" W/B |
| 1 | D4TZ 5255-N | Pipe (outlet)—155" W/B | | | |
| 1 | D3TZ 5260-A | Bracket (outlet pipe to frame)—rear | | | |
| 1 | D1AZ 5A231-C | Clamp (outlet pipe to bracket)—rear | | | |

1973/79
TRUCK SERIES 100/500

EXHAUST PARTS LISTS — Cont'd

| QTY | PART NUMBER | DESCRIPTION | QTY | PART NUMBER | DESCRIPTION |
|--|----------------|---|-----------------------------|--------------|--|
| ● Not used in noise restriction areas, ▲ Used in noise restriction areas | | | | | |
| PARTS LIST NO. 256 | | | PARTS LIST NO. 258 — Cont'd | | |
| 2 | C6TZ 9450-B | Gasket (inlet pipe to manifold) | 1 | D1AZ 5A231-C | Clamp (inlet pipe to converter) |
| 1 | D3HZ 5246-R | Pipe (inlet) - RH | 1 | D5TZ 5E212-B | Converter assy. |
| 1 | D3TZ 5267-D | Pipe (inlet) - LH - "Before Ser. W20,001" | 1 | D5TZ 5K282-A | Shield (converter heat)- lower |
| 1 | D5HZ 5267-A | Pipe (inlet) - LH - "From Ser. W20,001" | 1 | C4TZ 5A231-D | Clamp (heat shield to converter) |
| 1 | D1AZ 5A231-A | Clamp (inlet pipe to inlet pipe)- 2 1/4" | 1 | D1AZ 5A231-C | Clamp (muffler to converter) |
| 1 | D1AZ 5A231-D | Clamp (inlet pipe to muffler)-2 1/2" | 1 | D5TZ 5230-L | Muffler |
| 1 | D3HZ 5A231-G | Clamp (inlet pipe to support) | 1 | D5TZ 5260-T | Bracket (muffler hanger)-rear-116" W/B |
| 1 | D3TZ 5230-D | Muffler | 1 | D1AZ 5A231-C | Clamp (outlet pipe to muffler) |
| 1 | D1AZ 5A231-D | Clamp (muffler to outlet pipe)-2 1/2" | 1 | D5TZ 5255-S | Pipe (outlet)-117" W/B |
| AR | D3HZ 5260-H | Support (outlet pipe)- 2 req'd with all exc. 127" W/B | 1 | D5TZ 5255-R | Pipe (outlet)-133" W/B |
| AR | D3HZ 5255-L | Pipe (outlet)- 127" W/B | 1 | D5TZ 5260-B | Bracket (outlet pipe to frame) |
| 1 | D3HZ 5255-M | Pipe (outlet)- 137" W/B | 1 | D1AZ 5A231-C | Clamp (outlet pipe to bracket) |
| 1 | D3HZ 5255-N | Pipe (outlet)- 159" W/B | 1 | D5TZ 5263-A | Extension (outlet pipe) |
| 1 | D3HZ 5255-R | Pipe (outlet)- 178" W/B | 1 | D1AZ 5A231-C | Clamp (outlet pipe)- extension |
| 1 | D1AZ 5A231-D | Clamp (outlet pipe to extension) | PARTS LIST NO. 259 | | |
| 1 | D3HZ 5263-A | Pipe (outlet extension)- curved | 1 | C6AZ 9450-D | Gasket (inlet pipe to manifold) |
| 1 | D3HZ 5263-B | Pipe (outlet extension)- straight | 1 | D5TZ 5246-L | Pipe (inlet) ex. Canada with leaded fuel |
| 1 | C8TZ 5277-B | Bracket (extension)- improvise | 1 | D5TZ 5246-AK | Pipe (inlet) - Canada with leaded fuel |
| 1 | ★D3HZ 5A290-BA | Flange (extension pipe to bracket) | 1 | D1AZ 5A231-C | Clamp (inlet pipe to bracket) |
| | D7TZ 5255-AC | | 1 | D5TZ 5E285-G | Deflector (inlet pipe brush) |
| 1 | B9TT 5A291-A | Spring (extension pipe to hanger) | 2 | D1AZ 5A231-C | Clamp (inlet pipe to converter or bracket) |
| 1 | C4TZ 5A215-A | Clamp (extension pipe to bracket) | 1 | D5TZ 5E212-B | Converter assy. |
| PARTS LIST NO. 257 | | | 1 | D5TZ 5K282-A | Shield (converter heat)-lower |
| 2 | C8SZ 9450-A | Gasket (inlet pipe to manifold) | 2 | D1AZ 5A231-A | Clamp (heat shield to converter) |
| 1 | D4HZ 5246-A | Pipe (inlet)- R.H. "Before Ser. W00,001" | 1 | D5TZ 5A246-C | Bracket (converter & muffler hanger) |
| 1 | D5HZ 5246-AF | Pipe (inlet)-R.H. "From Ser. W00,001" | 1 | D1AZ 5A231-C | Clamp (muffler to bracket)-front |
| 1 | D4HZ 5246-B | Pipe (inlet)-L.H. "Before Ser. W00,001" | 1 | D1AZ 5A231-C | Clamp (muffler pipe to converter) |
| 1 | D5HZ 5246-AG | Pipe (inlet)-L.H. "From Ser. W00,001" | 1 | D5TZ 5230-M | Muffler-ex. Canada with leaded fuel |
| 1 | D3TZ 5A231-D | Clamp (inlet pipes to support) | 1 | D5TZ 5230-AA | Muffler - Canada with leaded fuel |
| 2 | D1AZ 5A231-D | Clamp (inlet pipe to muffler) | 1 | D5TZ 5E285-A | Deflector (muffler to converter pipe heat) |
| 1 | D4HZ 5260-A | Support (inlet pipe) | 2 | D1AZ 5A231-C | Clamp (heat deflector to pipe)-2" |
| 1 | D3HZ 5A231-G | Clamp (inlet pipe to support) | 1 | D5TZ 5260-H | Bracket (muffler hanger)-rear |
| 1 | D3TZ 5230-F | Muffler | 1 | D5TZ 5A276-A | Bracket (muffler upper heat shield) |
| 1 | D1AZ 5A231-D | Clamp (muffler to outlet pipe) | 1 | D1AZ 5A231-C | Clamp (outlet pipe to muffler) |
| AR | D3HZ 5260-H | Support (outlet pipe)- (2) req'd with all exc. 127" W/B | 1 | D5TZ 5255-G | Pipe (outlet)-139" W/B |
| AR | D3HZ 5260-G | Clamp (outlet pipe to support) | 1 | D5TZ 5255-H | Pipe (outlet)-155" W/B |
| 1 | D3HZ 5255-L | Pipe (outlet)- 127" W/B | 1 | D5TZ 5260-E | Bracket (outlet pipe to frame) |
| 1 | D3HZ 5255-M | Pipe (outlet)- 137" W/B | 1 | D1AZ 5A231-C | Clamp (outlet pipe to bracket) |
| 1 | D3HZ 5255-N | Pipe (outlet)- 159" W/B | 1 | D5TZ 5263-A | Extension (outlet pipe) - 2" |
| 1 | D3HZ 5255-R | Pipe (outlet)- 178" W/B | 1 | D1AZ 5A231-C | Clamp (outlet pipe) extension - 2" |
| 1 | D1AZ 5A231-D | Clamp (outlet pipe to extension) | PARTS LIST NO. 260 | | |
| 1 | D3HZ 5263-A | Pipe (outlet extension)- curved | 2 | C6AZ 9450-D | Gasket (inlet pipe to manifold) |
| 1 | D3HZ 5263-B | Pipe (outlet extension)- straight | 1 | D5TZ 5246-BJ | Pipe (inlet) - exc. Canada |
| 1 | C8TZ 5277-B | Bracket extension - improvise | 1 | D6TZ 5246-G | Pipe (inlet) - Canada only |
| 1 | ★D3HS 5A290-BA | Flanger (extension pipe to bracket) | 1 | D5TZ 5A246-A | Bracket & insulator assy. (inlet pipe) |
| 2 | B9TT 5A291-A | Spring (extension pipe to hanger) | 1 | D1AZ 5A231-C | Clamp (inlet pipe to bracket) |
| 1 | C4TZ 5A215-A | Clamp (extension pipe to hanger) | 1 | D5TZ 5E285-F | Deflector (inlet pipe brush) |
| PARTS LIST NO. 258 | | | 1 | D1AZ 5A231-C | Clamp (inlet pipe to converter) |
| 1 | C6AZ 9450-D | Gasket (inlet pipe to manifold) | 1 | D5TZ 5E212-D | Converter assy. |
| 1 | D5TZ 5246-K | Pipe (inlet) | 1 | D5TZ 5K282-A | Shield (converter heat)-lower |
| 1 | D5TZ 5A246-A | Bracket (inlet pipe) | 2 | C4TZ 5A231-D | Clamp (heat shield to converter) |
| 1 | D1AZ 5A231-C | Clamp (inlet pipe to bracket) | 1 | D1AZ 5A231-C | Clamp (muffler to converter) |
| 1 | D5TZ 5E285-F | Deflector (inlet pipe) | 1 | D5TZ 5230-R | Muffler |
| | | | 1 | D5TZ 5260-T | Bracket (muffler hanger)-rear |
| | | | 1 | D1AZ 5A231-C | Clamp (outlet pipe to muffler) |

EXHAUST PARTS LISTS — Cont'd

| QTY | PART NUMBER | DESCRIPTION | QTY | PART NUMBER | DESCRIPTION |
|--|----------------|---|-----------------------------|----------------|--|
| ● Not used in noise restriction areas, ▲ Used in noise restriction areas | | | | | |
| PARTS LIST NO. 260 — Cont'd | | | PARTS LIST NO. 262 — Cont'd | | |
| 1 | ● D5TZ 5255-S | Pipe (outlet)-117" W/B (2" pipe) | 1 | ▲ D5TZ 5230-A | Muffler (exc. XLT models)-7" dia.- (2 1/2" inlet x 2 1/4" outlet) |
| 1 | ▲ D5TZ 5255-L | Pipe (outlet)-117" W/B (2 1/4" pipe) | | | |
| 1 | ● D5TZ 5255-R | Pipe (outlet)-133" W/B (2" pipe) | 1 | ● D5TZ 5230-AV | Muffler (XLT models) - 6" dia. (2 1/2" x 2" outlet) |
| 1 | ▲ D5TZ 5255-M | Pipe (outlet)-133" W/B (2 1/4" pipe) | | | |
| 1 | D5TZ 5260-B | Bracket (outlet pipe to frame) | 1 | ▲ D5TZ 5230-AE | Muffler (XLT models)-7" dia.- (2 1/2" inlet x 2 1/4" outlet) |
| 1 | D5TZ 5260-B | Bracket (outlet pipe to frame) | | | |
| 1 | ▲ D1AZ 5A231-A | Clamp (outlet pipe to bracket)-2 1/4" | 1 | D5TZ 5260-T | Bracket (muffler hanger) - rear |
| 1 | ● D1AZ 5A231-C | Clamp (outlet pipe to bracket)-2" | 1 | ● D1AZ 5A231-C | Clamp (muffler to bracket & outlet pipe) 2" |
| 1 | D5TZ 5263-A | Extension (outlet pipe) -2" | | | |
| 1 | D1AZ 5A231-C | Clamp (outlet pipe) extension - 2" | 1 | ▲ D1AZ 5A231-A | Clamp (muffler to bracket & outlet pipe) -2 1/4" |
| PARTS LIST NO. 261 | | | PARTS LIST NO. 263 | | |
| 2 | C6TZ 9450-B | Gasket (inlet pipe to manifold) | 1 | ● D5TZ 5255-S | Pipe (outlet) - 116" W/B (2" dia.) |
| 1 | ★ 5246 | Pipe (inlet) - serviced in muffler assy. only | 1 | ▲ D5TZ 5255-BF | Pipe (outlet)-117" W/B (2 1/4" pipe) |
| 1 | D5TZ 5E285-G | Deflector (inlet pipe heat) | 1 | ● D5TZ 5255-R | Pipe (outlet)-133" W/B (2" dia.) |
| 1 | D1AZ 5A231-D | Clamp (inlet pipe to muffler)-2 1/2" | 1 | ▲ D5TZ 5255-BE | Pipe (outlet)-133" W/B (2 1/4" pipe) |
| 1 | D5TZ 5A246-A | Bracket & insulator assy. (inlet pipe) | 1 | D5TZ 5260-B | Bracket (outlet pipe to frame) |
| 1 | D1AZ 5A231-D | Clamp (inlet pipe to bracket) | 1 | ● D1AZ 5A231-C | Clamp (outlet pipe to bracket)-2" |
| 1 | ▲ D5TZ 5230-CU | Muffler (exc. XLT models)-7" dia. (2 1/2" inlet x 2 1/4" outlet) - 2/W/D | 1 | ▲ D1AZ 5A231-A | Clamp (outlet pipe to bracket)-2 1/4" |
| 1 | ▲ D5TZ 5230-CT | Muffler (XLT models only)-7" dia. (2 1/2" inlet x 2 1/4" outlet) - 2/W/D | 1 | D5TZ 5263-A | Extension (outlet pipe) - 2" |
| 1 | ● D5TZ 5230-CK | Muffler (exc. XLT models)-6" dia. (2 1/2" inlet x 2" outlet) - 2/W/D | 1 | D1AZ 5A231-C | Clamp (outlet pipe) extension - 2" |
| 1 | ● D5TZ 5230-CR | Muffler (XLT models only)-6" dia.- (2 1/2" inlet x 2" outlet) - 2/W/D | PARTS LIST NO. 264 | | |
| 1 | ▲ D5TZ 5230-CN | Muffler assy. - 4/W/D | 2 | C6TZ 9450-B | Gasket (inlet pipe to manifold) |
| 1 | ● D5TZ 5230-CM | Muffler assy. - 4/W/D | 1 | D5TZ 5246-BH | Pipe (inlet) |
| 1 | D1AZ 5A231-A | Clamp (outlet pipe to muffler & bracket 2 1/4" | 1 | D5TZ 5A246-G | Bracket & insulator assy. (inlet pipe) |
| 1 | D5TZ 5260-T | Bracket (muffler hanger rear) | 1 | D1AZ 5A231-D | Clamp (inlet pipe to bracket)-2 1/2" |
| 1 | ● D5TZ 5255-S | Pipe (outlet)-116" W/B(2" dia.) | 1 | D1AZ 5A231-D | Clamp (inlet pipe to muffler)-2 1/2" |
| 1 | ▲ D5TZ 5255-BF | Pipe (outlet)-117" W/B (2 1/4" pipe) | 1 | ● D5TZ 5230-J | Muffler-6" dia. (2 1/2" inlet x 2" outlet) |
| 1 | ▲ D5TZ 5255-BE | Pipe (outlet)-133" W/B (2 1/4" pipe) | 1 | ▲ D5TZ 5230-K | Muffler-7" dia. (2 1/2" inlet x 2 1/4" outlet) |
| 1 | ● D5TZ 5255-R | Pipe (outlet)-133"W/B dia. (2" pipe) | 1 | ● D5TZ 5260-H | Bracket (muffler hanger)-rear- 6" dia. muffler |
| 1 | D5TZ 5260-B | Bracket (outlet pipe to frame) | 1 | ▲ D5TZ 5260-C | Bracket (muffler hanger)-rear- 7" dia. muffler |
| 1 | D1AZ 5A231-A | Clamp (outlet pipe to bracket)-2 1/4" | 1 | ● D1AZ 5A231-C | Clamp (outlet pipe to muffler)-2" |
| 1 | D5TZ 5263-A | Extension (outlet pipe) - 2" | 1 | ▲ D1AZ 5A231-A | Clamp (outlet pipe to muffler)-2 1/4" |
| 1 | D1AZ 5A231-C | Clamp (outlet pipe) extension - 2" | 1 | ● D5TZ 5255-G | Pipe (outlet)-138" W/B (2 1/4" dia.) |
| PARTS LIST NO. 262 | | | 1 | ▲ D5TZ 5255-AD | Pipe (outlet)-138" W/B (2" dia.) |
| 2 | C6TZ 9450-B | Gasket (inlet pipe to manifold) | 1 | ● D5TZ 5255-H | Pipe (outlet)-155" W/B (2 1/4 dia.) |
| 1 | D5TZ 5246-BF | Pipe (inlet) | 1 | ▲ D5TZ 5255-AN | Pipe (outlet)-155" W/B (2" dia.) |
| 1 | D5TZ 5A246-A | Bracket & insulator assy. (inlet pipe) | 1 | D5TZ 5260-E | Bracket (outlet pipe to frame) |
| 1 | D1AZ 5A231-D | Clamp (inlet pipe to bracket) | 1 | ● D1AZ 5A231-C | Clamp (outlet pipe to bracket) 2"- |
| 1 | D5TZ 5E285-F | Deflector (inlet pipe brush) | 1 | ▲ D1AZ 5A231-A | Clamp (outlet pipe to bracket)-2 1/4" |
| 1 | D1AZ 5A231-D | Clamp (inlet pipe to converter) | 1 | D5TZ 5263-A | Extension (outlet pipe) |
| 1 | D5TZ 5E212-C | Converter assy. | 1 | D1AZ 5A231-C | Clamp (outlet pipe) extension |
| 1 | D5TZ 5K282-A | Shield (converter heat)-lower | PARTS LIST NO. 264 | | |
| 2 | C4TZ 5A231-D | Clamp (heat shield to converter) | 2 | C6TZ 9450-B | Gasket (inlet pipe to manifold) |
| 1 | D1AZ 5A231-D | Clamp (muffler to converter) | 1 | D5TZ 5246-BA | Pipe (inlet) |
| 1 | ● D5TZ 5230-AF | Muffler (exc. XLT model) - 6" dia. (2 1/2" inlet x 2" outlet) | 1 | D5TZ 5A246-G | Bracket & insulator assy. (inlet pipe) |
| | | | 1 | D5TZ 5E285-G | Deflector (inlet pipe brush) |
| | | | 1 | D1AZ 5A231-D | Clamp (inlet pipe to bracket) |
| | | | 1 | D1AZ 5A231-D | Clamp (inlet pipe to converter) |

1973/79
TRUCK SERIES 100/500

EXHAUST PARTS LISTS — Cont'd

| Q T Y | PART NUMBER | DESCRIPTION | Q T Y | PART NUMBER | DESCRIPTION |
|--|----------------|--|-----------------------------|---------------|--|
| ● Not used in noise restriction areas, ▲ Used in noise restriction areas | | | | | |
| PARTS LIST NO. 264 — Cont'd | | | PARTS LIST NO. 265 — Cont'd | | |
| 1 | D5TZ 5E212-C | Converter assy. | 1 | D5TZ 5263-A | Extension (outlet pipe) |
| 1 | D5TZ 5K282-A | Shield (converter heat)-lower | 1 | D1AZ 5A231-C | Clamp (outlet pipe) extension |
| 2 | C4TZ 5A231-D | Clamp (heat shield to converter) | PARTS LIST NO. 266 | | |
| 1 | D5TZ 5A246-C | Bracket (converter & muffler hanger) | 1 | C6AZ 9450-D | Gasket (inlet pipe to manifold) |
| 1 | D1AZ 5A231-D | Clamp (muffler to bracket)-front | 1 | D5UZ 5246-F | Pipe (inlet)-w/o converter-138" WB |
| 1 | D1AZ 5A231-D | Clamp (muffler pipe to converter) | 1 | D5UZ 5246-L | Pipe (inlet)-w/o converter-124" WB |
| 1 | ●D5TZ 5230-AU | Muffler-6" dia. (incl pipe to converter) | 1 | D5UZ 5246-B | Pipe (inlet)-w/converter |
| 1 | ▲D5TZ 5230-D | Muffler-7" dia. (incl. pipe to converter) | 1 | D5UZ 5E285-A | Shield (inlet pipe) FRT-E100 |
| 1 | D5TZ 5E285-A | Deflector (muffler to converter pipe heat) | 2 | D5AZ 5A231-A | Clamp (shield to inlet pipe) -E100 |
| 2 | D1AZ 5A231-D | Clamp (heat deflector to pipe) | 1 | D5UZ 5A246-F | Bracket assy. (inlet pipe)-w/o converter |
| 1 | ●D5TZ 5260-H | Bracket (muffler hanger)-rear | 1 | D1AZ 5A231-C | Clamp (inlet pipe to bracket) |
| 1 | ▲D5TZ 5260-C | Bracket (muffler hanger)-rear | 1 | D1AZ 5A231-C | Clamp (inlet pipe to converter) |
| 1 | D5TZ 5A276-A | Bracket (muffler upper heat shield) & brkt.-2' | 1 | D1AZ 5A231-A | Clamp (inlet pipe to muffler) w/o converter |
| 1 | ▲D1AZ 5A231-A | Clamp (outlet pipe to muffler & brkt.) | 1 | D5UZ 5E258-A | Shield (converter) - E100 all, E150/250 - van & bus |
| 1 | ●D5TZ 5255-G | Pipe (outlet)-138" W/B | 1 | D5UZ 5E298-A | Shield (converter outlet pipe) E100 E100 138" W/B |
| 1 | ▲D5TZ 5255-AD | Pipe (outlet)-138" W/B | 1 | D5UZ 5E212-C | Converter assy. (exhaust)-w/124" W/B |
| 1 | ●D5TZ 5255-H | Pipe (outlet)-155" W/B | 1 | D5UZ 5E212-B | Converter assy. (exhaust)-w/138" W/B |
| 1 | ▲D5TZ 5255-AN | Pipe (outlet)-155" W/B | 1 | D5UZ 5A246-D | Bracket assy. (converter)-w/124" W/B |
| 1 | D5TZ 5260-E | Bracket (outlet pipe to frame) | 1 | D5UZ 5A246-A | Bracket assy. (converter)-w/138" W/B |
| 1 | ●D1AZ 5A231-C | Clamp (outlet pipe to bracket) | 1 | D1AZ 5A231-A | Clamp (converter to muffler) |
| 1 | ▲D1AZ 5A231-A | Clamp (outlet pipe to bracket) | 1 | C1TT 5A231-D | Clamp (converter to bracket)-w/138" W/B |
| 1 | D5TZ 5263-A | Extension (outlet pipe) | 1 | D1AZ 5A231-A | Clamp (converter to muffler)-w/138" W/B |
| 1 | D1AZ 5A231-C | Clamp (outlet pipe) extension | 1 | D5UZ 5E298-A | Shield (converter outlet pipe) - E100- 138" W/B-E150/250-138" W/B - van & bus |
| PARTS LIST NO. 265 | | | 1 | ●D5UZ 5230-AK | Muffler & outlet pipe assy. - E100 w/124" WB-(Van & Bus) |
| 2 | C6TZ 9450-B | Gasket (inlet pipe to manifold) | 1 | ▲D5UZ 5230-AL | Muffler & outlet pipe assy. - E100 w/124" WB-(Van & Bus) |
| 1 | D5TZ 5246-AW | Pipe (inlet)-with A/T | 1 | ●D5UZ 5230-AM | Muffler & outlet pipe assy. - E100 w/138"-(Van) |
| 1 | D5TZ 5246-AY | Pipe (inlet)-with M/T | 1 | ▲D5UZ 5230-AN | Muffler & outlet pipe assy. - E100 w/ 138" WB-(Van) |
| 1 | D5TZ 5A246-A | Bracket & insulator assy. (inlet pipe) | 1 | ●D5UZ 5230-T | Muffler & outlet pipe assy. - E150 w/124" W/B |
| 1 | D1AZ 5A231-D | Clamp (inlet pipe to bracket) | 1 | ▲D5UZ 5230-N | Muffler & outlet pipe assy - E150 w/124" W/B |
| 1 | D5TZ 5E285-F | Deflector (inlet pipe brush) | 1 | ●D5UZ 5230-U | Muffler & outlet pipe assy. - E150/250 (Van & Bus)- w/138" W/B |
| 1 | D1AZ 5A231-D | Clamp (inlet pipe to converter) | 1 | ▲D7UZ 5230-G | Muffler & outlet pipe assy.-E150/250 (Van & Bus)- w/138" W/B |
| 1 | D5TZ 5E212-C | Converter assy. | 1 | ●D5UZ 5230-V | Muffler & outlet pipe assy. E350 - 138" W/B |
| 1 | D5TZ 5K282-A | Shield (converter heat)-lower | 1 | ▲D5UZ 5230-K | Muffler & outlet pipe assy. - E350 - 138" W/B |
| 2 | C4TZ 5A231-D | Clamp (heat shield to converter) | 1 | ▲D5UZ 5260-G | Bracket assy. (muffler rear)- w/138" W/B |
| 1 | ★D5TA 5A275-AA | Bracket (converter & muffler heat shield) | 1 | ●D1AZ 5A231-C | Clamp assy. (muffler rear bracket) |
| 1 | D1AZ 5A231-D | Clamp (muffler to bracket)-front | | | |
| 1 | D1AZ 5A231-D | Clamp (muffler to converter) | | | |
| 1 | ●D5TZ 5230-AF | Muffler-6" dia. | | | |
| 1 | ▲D5TZ 5230-A | Muffler-7" dia. (2 1/2" inlet x 2 1/4") | | | |
| 1 | D5TZ 5A246-A | Bracket (muffler hanger)-rear-138" WB | | | |
| 1 | D5TZ 5260-T | Bracket (muffler hanger rear) | | | |
| 1 | ●D1AZ 5A231-C | Clamp (muffler to brkt. & outlet pipe) | | | |
| 1 | ▲D1AZ 5A231-A | Clamp (muffler to brkt. & outlet pipe) | | | |
| 1 | ●D5TZ 5255-S | Pipe (outlet)-117" W/B | | | |
| 1 | ▲D5TZ 5255-BF | Pipe (outlet)-117" W/B | | | |
| 1 | ●D5TZ 5255-R | Pipe (outlet)-133" W/B | | | |
| 1 | ▲D5TZ 5255-BE | Pipe (outlet)-133" W/B | | | |
| 1 | D5TZ 5260-B | Bracket (outlet pipe to frame) | | | |
| 2 | ●D1AZ 5A231-C | Clamp (outlet pipe to bracket) | | | |
| 2 | ▲D1AZ 5A231-A | Clamp (outlet pipe to bracket) | | | |

EXHAUST PARTS LISTS — Cont'd

| QTY | PART NUMBER | DESCRIPTION | QTY | PART NUMBER | DESCRIPTION |
|--|----------------|--|-----------------------------|----------------|--|
| ● Not used in noise restriction areas, ▲ Used in noise restriction areas | | | | | |
| PARTS LIST NO. 266 — Cont'd | | | PARTS LIST NO. 267 — Cont'd | | |
| 1 | ▲ D1AZ 5A231-A | Clamp assy. (muffler rear bracket) | 1 | ▲ D5UZ 5230-F | Muffler & outlet pipe assy.— E350 — 138" W/B |
| 1 | D5UZ 5D226-B | Deflector assy. (muffler heat) — front | 1 | ● D5UZ 5230-AJ | Muffler — E150/350 — 138 — 158" W/B |
| 1 | D5UZ 5D226-A | Deflector assy. (muffler heat) — rear | 1 | ▲ D5UZ 5230-E | Muffler & outlet pipe assy.—E350-158" W/B |
| 1 | D5UZ 5260-D | Bracket assy. (outlet pipe)—w/124" W/B | 1 | D1AZ 5A231-A | Clamp (muffler to outlet pipe) |
| AR | D5UZ 5260-B | Bracket assy. (outlet pipe)—w/138" W/B | 1 | D5UZ 5260-J | Bracket assy. (muffler)—rear |
| 1 | ● D1AZ 5A231-C | Clamp assy. (outlet pipe bracket)—2" | 1 | D5UZ 5D226-B | Deflector assy. (muffler heat)—front |
| 1 | ▲ D1AZ 5A231-A | Clamp assy. (outlet pipe bracket) | 1 | D5UZ 5D226-A | Deflector assy. (muffler heat)—rear |
| 1 | ★5255 | Pipe (outlet)—serviced in muffler & outlet pipe assy. | 1 | D5UZ 5A273-A | Shield (muffler) |
| 1 | D5UZ 5260-D | Bracket assy. (outlet pipe)—w/124" W/B | 1 | D5UZ 5D262-A | Clamp (shield to muffler) |
| PARTS LIST NO. 267 | | | 1 | D5UZ 5255-C | Pipe (outlet) — E350-158" W/B — cutaway |
| AR | C6AZ 9450-D | Gasket (inlet pipe to manifold) | 1 | D5UZ 5255-A | Pipe (outlet) — E150/250-138" W/B — Van & Bus |
| 1 | D5UZ 5246-J | Pipe assy. (inlet)—E100 w/124" W/B w/o converter — Canada only | 1 | D5UZ 5255-B | Pipe (outlet)—E250/350 — 138" W/B — cutaway |
| 1 | D5UZ 5246-K | Pipe assy. (inlet)—E100 w/138" W/B— w/o converter — Canada only | 1 | ▲ D5UZ 5260-B | Bracket assy. (outlet pipe)—rear |
| 1 | D6UZ 5246-A | Pipe assy. — (inlet) E100 w/124-138" W/B with converter — ex. Calif. — Canada | 1 | ● D5UZ 5260-D | Bracket assy. (outlet pipe)—rear |
| 1 | D5UZ 5246-C | Pipe assy. (inlet)—E100 with converter Calif. only | 1 | ● D1AZ 5A231-D | Clamp (outlet pipe to bracket) |
| 1 | D5UZ 5246-A | Pipe assy. (inlet)—E150 w/124" W/B ex. Calif. | 1 | ▲ C1TT 5A231-D | Clamp (outlet pipe to bracket) |
| 1 | D5UZ 5246-N | Pipe (inlet) — E150-124" W/B Calif. only | PARTS LIST NO. 268 | | |
| 1 | D5UZ 5246-G | Pipe assy. (inlet)—ex. Calif. E150/350 w/138" & 158" W/B | 2 | C8SZ 9450-A | Gasket (inlet pipe to manifold) |
| 1 | D5UZ 5246-M | Pipe (inlet)—Calif. only E150/350 w/138" & 158" W/B | 1 | D5UZ 5246-E | Pipe assy. (inlet) |
| 1 | D1AZ 5A231-D | Clamp (inlet pipe to converter or muffler) | 1 | D5UZ 5A246-E | Bracket assy. (inlet pipe) |
| 1 | D5UZ 5E212-D | Converter (exhaust)—w/124" W/B | 1 | D1AZ 5A231-D | Clamp (inlet pipe to bracket) |
| 1 | D5UZ 5E212-A | Converter (exhaust)—w/138" W/B | 1 | D1AZ 5A231-D | Clamp (inlet pipe to muffler) |
| 1 | D5UZ 5A246-C | Bracket assy. (converter support)— w/124" W/B — E100 — Canada only — E150 — ex. Canada | 1 | ● D8TZ 5230-CJ | Muffler & outlet pipe assy.— E250 — 138" W/B |
| 1 | D5UZ 5A246-G | Bracket assy. (converter support) E100 — 124" W/B — ex. Canada | 1 | ▲ D8TZ 5230-CH | Muffler & outlet pipe assy.— E250 — 138" W/B |
| 1 | D5UZ 5A246-B | Bracket assy. (converter support)— w/ 138" W/B | 1 | ● D8TZ 5230-CN | Muffler & outlet pipe assy.— E350 — 138" W/B |
| 1 | D5UZ 5A246-E | Bracket assy. (inlet pipe) — w/o converter w/ 138" & 158" W/B | 1 | ▲ D5UZ 5230-G | Muffler & outlet pipe assy.— E350 — 138" W/B |
| 1 | D1AZ 5A231-D | Clamp (converter to bracket) | 1 | ● D8TZ 5230-CK | Muffler & outlet pipe assy.— E350 — 158" W/B |
| 1 | D5UZ 5E258-A | Shield (converter) — E100 | 1 | ▲ D8TZ 5230-CL | Muffler & outlet pipe assy.— E350 — 158" W/B |
| 1 | D5UZ 5E298-B | Shield (converter outlet pipe) — E100 | 1 | D5UZ 5260-J | Bracket assy. (muffler) |
| 1 | ▲ D5UZ 5230-R | Muffler & outlet pipe assy.— E100 w/124" W/B & converter | AR | D5UZ 5260-B | Bracket assy. (outlet pipe) intermediate or rear |
| 1 | ▲ D5UZ 5230-S | Muffler & outlet pipe assy.— E100 w/138" W/B & converter | AR | D1AZ 5A231-D | Clamp (outlet pipe to bracket) |
| 1 | ● D5UZ 5230-Y | Muffler & outlet pipe assy.— E150 w/124" W/B & w/o converter | 1 | ★5255 | Pipe (outlet)—serviced in muffler & outlet pipe assy. |
| 1 | ▲ D5UZ 5230-AB | Muffler & outlet pipe assy.— E150 w/124" W/B & w/o converter | PARTS LIST NO. 275 | | |
| 1 | ▲ D5UZ 5230-C | Muffler & outlet pipe assy.—E150/250 -138" W/B & w/o converter | 1 | C6AZ 9450-D | Gasket (inlet pipe to manifold) |
| | | | 1 | ★ 5246 | Pipe (inlet) — serviced in muffler assy. only |
| | | | 1 | D5TZ 5230-CH | Muffler |
| | | | 1 | D5TZ 5E285-H | Deflector (inlet pipe) #1 |
| | | | 2 | D5SZ 5A231-A | Clamp (inlet pipe to deflector) #1 |
| | | | 1 | D5TZ 5E285-K | Deflector (inlet pipe) #2 |
| | | | 1 | D5TZ 5E285-T | Deflector (inlet pipe) #3 |
| | | | 2 | D5SZ 5A231-A | Clamp (inlet pipe to deflector) #3 |
| | | | 1 | D5TZ 5E285-E | Deflector (inlet pipe) #4 |
| | | | 2 | D5SZ 5A231-A | Clamp (deflector to inlet pipe) #4 |
| | | | 1 | D1AZ 5A231-C | Clamp (outlet pipe to muffler) |
| | | | 1 | D5TZ 5255-R | Pipe (outlet)—133" W/B |
| | | | 1 | D5TZ 5255-S | Pipe (outlet)—116" W/B |

1973/79
TRUCK SERIES 100/500

| EXHAUST PARTS LISTS — Cont'd | | | | | |
|--|----------------|---|-----------------------------|----------------|---|
| Q T Y | PART NUMBER | DESCRIPTION | Q T Y | PART NUMBER | DESCRIPTION |
| ● Not used in noise restriction areas, ▲ Used in noise restriction areas | | | | | |
| PARTS LIST NO. 275 — Cont'd | | | PARTS LIST NO. 278 — Cont'd | | |
| 1 | D5TZ 5260-T | Bracket (outlet pipe)-front | 1 | D1AZ 5A231-D | Clamp (inlet pipe to frame) |
| 1 | D1AZ 5A231-C | Clamp (outlet pipe brkt.) - front | 1 | D1AZ 5A231-D | Clamp (inlet pipe to muffler) |
| 1 | D5TZ 5260-B | Bracket (outlet pipe)-rear | 1 | D5TZ 5E285-H | Deflector (inlet pipe) #1 |
| 1 | D1AZ 5A231-C | Clamp (outlet pipe brkt.)-rear | 2 | D5SZ 5A231-A | Clamp (deflector to inlet pipe) #1 |
| 1 | D5TZ 5263-A | Extension (outlet pipe) | 1 | D5TZ 5E285-G | Deflector (inlet pipe) #2 |
| 1 | D1AZ 5A231-C | Clamp (outlet pipe) extension | 1 | D5TZ 5E285-L | Deflector (inlet pipe) #3 |
| PARTS LIST NO. 276 | | | 2 | D5SZ 5A231-A | Clamp (deflector to inlet pipe) #3 |
| 1 | C6AZ 9450-D | Gasket (inlet pipe to manifold) | 1 | D5TZ 5E285-A | Deflector (inlet pipe) #4 |
| 1 | D5TZ 5246-AK | Pipe (inlet) | 2 | D5SZ 5A231-A | Clamp (deflector to inlet pipe) #4 |
| 1 | D5TZ 5A246-G | Bracket (inlet pipe to frame) | 1 | ▲ D5TZ 5230-AW | Muffler-Calif. only |
| 1 | D1AZ 5A231-C | Clamp (inlet pipe to frame) | 1 | ● D5TZ 5230-J | Muffler |
| 1 | D1AZ 5A231-C | Clamp (inlet pipe to muffler) | 1 | ▲ D5TZ 5230-K | Muffler-exc. Calif. |
| 1 | D5TZ 5230-AA | Muffler | 1 | D5TZ 5260-C | Bracket (muffler)-rear |
| 1 | D5TZ 5260-H | Bracket (muffler to frame)-rear | 1 | D1AZ 5A231-A | Clamp (muffler)-rear |
| 1 | D1AZ 5A231-C | Clamp (muffler to frame)-rear | 1 | ● D5TZ 5255-G | Pipe (outlet)-138" W/B |
| 1 | D5TZ 5255-G | Pipe (outlet)-138" W/B | 1 | ▲ D5TZ 5255-AR | Pipe (outlet)-138" W/B |
| 1 | D5TZ 5255-H | Pipe (outlet)-155" W/B | 1 | ● D5TZ 5255-H | Pipe (outlet)-155" W/B |
| 1 | D1AZ 5A231-C | Clamp (outlet pipe)-rear | 1 | ▲ D5TZ 5255-AN | Pipe (outlet)-155" W/B |
| 1 | D5TZ 5260-E | Bracket (outlet pipe)-rear | 1 | D5TZ 5260-E | Bracket (outlet pipe)-rear |
| 1 | D5TZ 5263-A | Extension (outlet pipe) | 1 | ● D1AZ 5A231-C | Clamp (outlet pipe)-rear |
| 1 | D1AZ 5A231-C | Clamp (outlet pipe) extension | 1 | ▲ D1AZ 5A231-A | Clamp (outlet pipe)-rear |
| PARTS LIST NO. 277 | | | 1 | D5TZ 5263-A | Extension (outlet pipe) |
| 2 | C6TZ 9450-B | Gasket (inlet pipe to manifold) | 1 | D1AZ 5A231-C | Clamp (outlet pipe) extension |
| 1 | ★ 5246 | Pipe (inlet) - serviced in muffler assy. only | PARTS LIST NO. 279 | | |
| 1 | D5TZ 5E285-H | Deflector (inlet pipe) #1 | 2 | C6TZ 9450-B | Gasket (inlet pipe to manifold) |
| 2 | D5SZ 5A231-A | Clamp (inlet pipe to deflector) #1 | 1 | ★ 5246 | Pipe (inlet) - serviced in muffler assy. only |
| 1 | D5TZ 5E285-K | Deflector (inlet pipe) #2 | 1 | D5TZ 5E285-H | Deflector (inlet pipe) #1 |
| 1 | D5TZ 5E285-T | Deflector (inlet pipe) #3 | 1 | D5SZ 5A231-A | Clamp (deflector to inlet pipe) #1 |
| 2 | D5SZ 5A231-A | Clamp (inlet pipe to deflector) #3 | 1 | D5TZ 5E285-K | Deflector (inlet pipe) #2 |
| 1 | D5TZ 5E285-E | Deflector (inlet pipe) #4 | 1 | D5TZ 5E285-N | Deflector (inlet pipe) #3 |
| 2 | D5SZ 5A231-A | Clamp (deflector to inlet pipe) #4 | 2 | D5SZ 5A231-A | Clamp (deflector to inlet pipe) #3 |
| 1 | ● D5TZ 5230-CC | Muffler-6" (exc. XLT models) | 1 | D5TZ 5E285-D | Deflector (inlet pipe) #4 |
| 1 | ● D5TZ 5230-CS | Muffler-6" (XLT models only) | 2 | D5SZ 5A231-A | Clamp (deflector to inlet pipe) #4 |
| 1 | ▲ D5TZ 5230-CD | Muffler-7"-exc. Calif. | 1 | D5TZ 5230-BN | Muffler - exc. Calif. |
| 1 | ▲ D5TZ 5230-CE | Muffler-7" - Calif. only (exc. XLT models) | 1 | D5TZ 5230-BR | Muffler - Calif. only |
| 1 | ▲ D5TZ 5230-CG | Muffler - Calif. only (XLT models only) | 1 | D5TZ 5260-K | Bracket (muffler)-rear |
| 1 | ● D1AZ 5A231-C | Clamp (outlet pipe to muffler) | 1 | D1AZ 5A231-D | Clamp (muffler)-rear |
| 1 | ▲ D1AZ 5A231-A | Clamp (outlet pipe to muffler) | 1 | ▲ D5TZ 5255-N | Pipe (outlet) |
| 1 | D5TZ 5260-T | Bracket (outlet pipe)-front | 1 | ● D5TZ 5255-AW | Pipe (outlet) |
| 1 | ● D1AZ 5A231-C | Clamp (outlet pipe brkt.)-front | 1 | D5TZ 5260-B | Bracket (outlet pipe)-rear |
| 1 | ▲ D1AZ 5A231-A | Clamp (outlet pipe brkt.)-front | 1 | D1AZ 5A231-D | Clamp (outlet pipe)-rear |
| 1 | D5TZ 5260-B | Bracket (outlet pipe)-rear | 1 | ● D5TZ 5263-B | Extension (outlet pipe) |
| 1 | ● D1AZ 5A231-C | Clamp (outlet pipe brkt.)-rear | 1 | ● D1AZ 5A231-D | Clamp (outlet pipe) extension |
| 1 | ▲ D1AZ 5A231-A | Clamp (outlet pipe brkt.)-rear | PARTS LIST NO. 280 | | |
| 1 | ● D5TZ 5255-R | Pipe (outlet)-133" W/B | 2 | C6TZ 9450-B | Gasket (inlet pipe to manifold) |
| 1 | ▲ D5TZ 5255-BE | Pipe (outlet)-133" W/B | 1 | D5TZ 5246-BD | Pipe (inlet) |
| 1 | ● D5TZ 5255-S | Pipe (outlet) - 117" WB | 1 | D5TZ 5A246-G | Bracket (inlet pipe to frame) |
| 1 | ▲ D5TZ 5255-BF | Pipe (outlet) - 117" WB | 1 | D1AZ 5A231-D | Clamp (inlet pipe to frame) |
| 1 | D5TZ 5263-A | Extension (outlet pipe) | 1 | D1AZ 5A231-D | Clamp (inlet pipe to muffler) |
| 1 | D1AZ 5A231-C | Clamp (outlet pipe) extension | 1 | D5TZ 5E285-H | Deflector (inlet pipe) #1 |
| PARTS LIST NO. 278 | | | 1 | D5SZ 5A231-A | Clamp (deflector to inlet pipe) #1 |
| 2 | C6TZ 9450-B | Gasket (inlet pipe to manifold) | 1 | D5TZ 5E285-G | Deflector (inlet pipe) #3 |
| 1 | D5TZ 5246-BC | Pipe (inlet) | 1 | D5TZ 5E285-U | Deflector (inlet pipe) #3 |
| 1 | D5TZ 5A246-G | Bracket (inlet pipe to frame) | 2 | D5SZ 5A231-A | Clamp (deflector to inlet pipe) #3 |

EXHAUST PARTS LISTS — Cont'd

| QTY | PART NUMBER | DESCRIPTION | QTY | PART NUMBER | DESCRIPTION |
|--|---------------|---|-----------------------------|---------------|---|
| ● Not used in noise restriction areas, ▲ Used in noise restriction areas | | | | | |
| PARTS LIST NO. 280 — Cont'd | | | PARTS LIST NO. 283 — Cont'd | | |
| 1 | D5TZ 5E285-A | Deflector (inlet pipe) #4 | 1 | D5TZ 5E285-M | Deflector (inlet pipe) #3 |
| 2 | D5SZ 5A231-A | Clamp (deflector to inlet pipe) #4 | 2 | D5SZ 5A231-A | Clamp (deflector to inlet pipe) #3 |
| 1 | D5TZ 5230-AB | Muffler-exc. Calif. | 1 | D5TZ 5E285-B | Deflector (inlet pipe) #4 |
| 1 | D5TZ 5230-AY | Muffler-Calif. only | 2 | D5SZ 5A231-A | Clamp (deflector to inlet pipe) #4 |
| 1 | D5TZ 5260-C | Bracket (muffler to frame)-rear | 1 | ●D5TZ 5230-BJ | Muffler |
| 1 | D1AZ 5A231-D | Clamp (muffler)-rear | 1 | ▲D5TZ 5230-BG | Muffler-exc. Calif. |
| 1 | ●D5TZ 5255-AV | Pipe (outlet)-138" W/B | 1 | ▲D5TZ 5230-BH | Muffler-Calif. only |
| 1 | ▲D5TZ 5255-AT | Pipe (outlet)-138" W/B | 1 | D5TZ 5260-L | Bracket (muffler to frame)-rear |
| 1 | ●D5TZ 5255-AU | Pipe (outlet)-155" W/B | 1 | ●D1AZ 5A231-C | Clamp (muffler to frame)-rear |
| 1 | ▲D5TZ 5255-AS | Pipe (outlet)-155" W/B | 1 | ▲D1AZ 5A231-D | Clamp (muffler to frame)-rear |
| 1 | D5TZ 5260-E | Bracket (outlet pipe)-rear | 1 | ●D5TZ 5255-T | Pipe (outlet) |
| 1 | D1AZ 5A231-D | Clamp (outlet pipe)-rear | 1 | ▲D5TZ 5255-W | Pipe (outlet) |
| 1 | D5TZ 5263-B | Extension (outlet pipe) | 1 | D5TZ 5260-M | Bracket (outlet pipe)-rear |
| 1 | D1AZ 5A231-D | Clamp (outlet pipe) extension | 1 | ●D1AZ 5A231-C | Clamp (outlet pipe)-rear |
| PARTS LIST NO. 281 | | | 1 | ▲D1AZ 5A231-D | Clamp (outlet pipe)-rear |
| 1 | ★ 5246 | Pipe (inlet)-serviced in muffler assy. only | PARTS LIST NO. 284 | | |
| 1 | D5TZ 5230-BM | Muffler | 1 | C6AZ 9450-D | Gasket (inlet pipe to manifold) |
| 1 | D5TZ 5260-K | Bracket (muffler)-rear | 1 | ★ 5246 | Pipe (inlet) - serviced in muffler assy. only |
| 1 | D1AZ 5A231-D | Clamp (muffler)-rear | 1 | D5TZ 5A246-H | Bracket (inlet pipe to frame) |
| 1 | ▲D5TZ 5255-N | Pipe (outlet) | 1 | D1AZ 5A231-C | Clamp (inlet pipe to frame) |
| 1 | ●D5TZ 5255-AW | Pipe (outlet) | 1 | D5TZ 5230-CJ | Muffler |
| 1 | D5TZ 5260-B | Bracket (outlet pipe)-rear | 1 | D5TZ 5260-E | Bracket (muffler to frame)-rear |
| 1 | D1AZ 5A231-D | Clamp (outlet pipe)-rear | 1 | D1AZ 5A231-C | Clamp (muffler to frame)-rear |
| 1 | ●D5TZ 5263-B | Extension (outlet pipe) | 1 | D5TZ 5255-T | Pipe (outlet) |
| 1 | ●D1AZ 5A231-D | Clamp (outlet pipe) - extension | 1 | D5TZ 5260-M | Bracket (outlet pipe)-rear |
| PARTS LIST NO. 282 | | | 1 | D1AZ 5A231-C | Clamp (outlet pipe)-rear |
| 2 | C8SZ 9450-A | Gasket (inlet pipe to manifold) | 1 | D5TZ 5263-A | Extension (outlet pipe) |
| 1 | D5TZ 5246-AM | Pipe (inlet)-R.H. | 1 | D1AZ 5A231-C | Clamp (outlet pipe) extension |
| 1 | D5TZ 5246-AN | Pipe (inlet)-L.H. | PARTS LIST NO. 285 | | |
| 1 | D4TZ 5A246-D | Bracket (inlet pipes to frame) | 1 | C6AZ 9450-D | Gasket (inlet pipe to manifold) |
| 1 | D5TZ 5A246-K | Bracket (inlet pipe to frame) "Before Ser. W20,001" "From Ser. W20,001" | 1 | ★ 5246 | Pipe (inlet) - serviced in muffler assy. only |
| 2 | D1AZ 5A231-D | Clamp (inlet pipe to frame) | 1 | D5TZ 5A246-H | Bracket (inlet pipe to frame) |
| 2 | D1AZ 5A231-D | Clamp (inlet pipe to muffler) | 1 | D1AZ 5A231-D | Clamp (inlet pipe to frame) |
| 1 | D5TZ 5230-AT | Muffler | 1 | D5TZ 5E285-K | Deflector (inlet pipe) |
| 1 | D5TZ 5260-C | Bracket (muffler to frame)-rear | 1 | D5TZ 5230-CJ | Muffler |
| 1 | D1AZ 5A231-D | Clamp (muffler to frame)-rear | 1 | D5TZ 5260-L | Bracket (muffler)-rear 136" W/B |
| 1 | ●D5TZ 5255-AV | Pipe (outlet)-138" W/B | 1 | D5TZ 5260-N | Bracket (muffler)-rear 160" W/B |
| 1 | ▲D5TZ 5255-AT | Pipe (outlet)-138" W/B | 1 | D5TZ 5260-L | Bracket (outlet pipe to c/mbr) 160" W/B |
| 1 | ●D5TZ 5255-AU | Pipe (outlet)-155" W/B | 1 | D1AZ 5A231-C | Clamp (muffler to outlet pipe) |
| 1 | ▲D5TZ 5255-AS | Pipe (outlet)-155" W/B | 1 | D1AZ 5A231-C | Clamp (outlet pipe) 160" W/B |
| 1 | D5TZ 5260-E | Bracket (outlet pipe)-rear | 1 | D5TZ 5255-U | Pipe (outlet) 136" W/B |
| 1 | D1AZ 5A231-D | Clamp (outlet pipe)-rear | 1 | D5TZ 5255-V | Pipe (outlet) 160" W/B |
| 1 | D5TZ 5263-B | Extension (outlet pipe) | 1 | D5TZ 5260-M | Bracket (outlet pipe)-rear |
| 1 | D1AZ 5A231-D | Clamp (outlet pipe) - extension | 1 | D1AZ 5A231-C | Clamp (outlet pipe)-rear |
| PARTS LIST NO. 283 | | | 1 | D5TZ 5263-A | Extension (outlet pipe) |
| 2 | C6TZ 9450-B | Gasket (inlet pipe to manifold) | 1 | D1AZ 5A231-C | Clamp (outlet pipe) extension |
| 1 | ★ 5246 | Pipe (inlet) - serviced in muffler assy. only | PARTS LIST NO. 286 | | |
| 1 | D5TZ 5A246-H | Bracket (inlet pipe to frame) | 2 | C6TZ 9450-B | Gasket (inlet pipe to manifold) |
| 1 | D1AZ 5A231-D | Clamp (inlet pipe to frame) | 1 | ★ 5246 | Pipe (inlet) - serviced in muffler assy. only |
| 1 | ★D5TZ 5E285-J | Deflector (inlet pipe) #1 | 1 | D5TZ 5A246-H | Bracket (inlet pipe to frame) |
| 2 | D5SZ 5A231-A | Clamp (deflector to inlet pipe) #1 | 1 | D1AZ 5A231-D | Clamp (inlet pipe to frame) |
| 1 | D5TZ 5E285-C | Deflector (inlet pipe) #2 | 1 | D5TZ 5E285-H | Deflector (inlet pipe) #1 |
| 2 | D5SZ 5A231-A | Clamp (deflector to inlet pipe) #2 | 2 | D5SZ 5A231-A | Clamp (deflector to inlet pipe) #1 |
| | | | 1 | D5TZ 5E285-K | Deflector (inlet pipe) #2 |

1973/79
TRUCK SERIES 100/500

EXHAUST PARTS LISTS — Cont'd

| Q T Y | PART NUMBER | DESCRIPTION | Q T Y | PART NUMBER | DESCRIPTION |
|--|---------------|---|-----------------------------|---------------|---|
| ● Not used in noise restriction areas, ▲ Used in noise restriction areas | | | | | |
| PARTS LIST NO. 286 — Cont'd | | | PARTS LIST NO. 288 — Cont'd | | |
| 1 | D5TZ 5E285-S | Deflector (inlet pipe) #3 | 1 | D5TZ 5A246-H | Bracket (inlet pipe to frame) |
| 2 | D5SZ 5A231-A | Clamp (deflector to inlet pipe) #3 | 1 | D1AZ 5A231-D | Clamp (inlet pipe to frame) |
| 1 | D5TZ 5E285-B | Deflector (inlet pipe) #4 | 1 | D5TZ 5E285-H | Deflector (inlet pipe) #1 |
| 2 | D5SZ 5A231-A | Clamp (deflector to inlet pipe) #4 | 2 | D5SZ 5A231-A | Clamp (deflector to inlet pipe) #1 |
| 1 | ●D5TZ 5230-CB | Muffler | 1 | D5TZ 5E285-K | Deflector (inlet pipe) #2 |
| 1 | ▲D5TZ 5230-BV | Muffler — exc. Calif. | 1 | D5TZ 5E285-R | Deflector (inlet pipe) #3 |
| 1 | ▲D5TZ 5230-BY | Muffler — Calif. only | 2 | D5SZ 5A231-A | Clamp (deflector to inlet pipe) #3 |
| 1 | D5TZ 5260-L | Bracket (muffler)—rear-136" W/B | 1 | D5TZ 5E285-B | Deflector (inlet pipe) #4 |
| 1 | D5TZ 5260-N | Bracket (muffler)—rear 160" W/B | 2 | D5SZ 5A231-A | Clamp (deflector to inlet pipe) #4 |
| 1 | D5TZ 5260-L | Bracket (outlet pipe to c/mbr) 160" W/B | 1 | ▲D5TZ 5230-BT | Muffler — exc. Calif. |
| 1 | ●D1AZ 5A231-C | Clamp (muffler to outlet pipe) | 1 | ▲D5TZ 5230-BU | Muffler — Calif. only |
| 1 | ▲D1AZ 5A231-D | Clamp (muffler to outlet pipe) | 1 | D5TZ 5260-L | Bracket (muffler)—rear-136" W/B |
| 1 | ●D1AZ 5A231-C | Clamp (outlet pipe)—160" W/B | 1 | D5TZ 5260-N | Bracket (muffler)—rear-160" W/B |
| 1 | ▲D1AZ 5A231-D | Clamp (outlet pipe)—160" W/B | 1 | D1AZ 5A231-D | Clamp (muffler)—rear |
| 1 | ●D5TZ 5255-U | Pipe (outlet)—136" W/B-2" diam. | 1 | D5TZ 5260-L | Bracket (outlet pipe to c/mbr)—160" W/B |
| 1 | ▲D5TZ 5255-BB | Pipe (outlet)—136" W/B-2 1/4" diam. | 1 | D1AZ 5A231-D | Clamp (outlet pipe)—160" W/B |
| 1 | ▲D5TZ 5255-Y | Pipe (outlet)—136" W/B-2 1/2" diam. | 1 | ▲D5TZ 5255-Y | Pipe (outlet)—136" W/B |
| 1 | ●D5TZ 5255-V | Pipe (outlet)—160" W/B-2" diam. | 1 | ●D5TZ 5255-AY | Pipe (outlet)—136" W/B-2 1/2" diam. |
| 1 | ▲D5TZ 5255-BD | Pipe (outlet)—160" W/B-2 1/4" diam. | 1 | ▲D5TZ 5255-Z | Pipe (outlet)—160" W/B |
| 1 | ▲D5TZ 5255-Z | Pipe (outlet)—160" W/B-2 1/2" diam. | 1 | ●D5TZ 5255-AZ | Pipe (outlet)—160" W/B-2 1/2" diam. |
| 1 | D5TZ 5260-M | Bracket (outlet pipe)—rear | 1 | D5TZ 5260-M | Bracket (outlet pipe)—rear |
| 1 | ●D1AZ 5A231-C | Clamp (outlet pipe)—rear | 1 | D1AZ 5A231-D | Clamp (outlet pipe)—rear |
| 1 | ▲D1AZ 5A231-D | Clamp (outlet pipe)—rear | 1 | D5TZ 5263-B | Extension (outlet pipe)—2 1/2" |
| 1 | D5TZ 5263-A | Extension (outlet pipe)—2" | 1 | D1AZ 5A231-D | Clamp (outlet pipe) extension—2 1/2" |
| 1 | D1AZ 5A231-C | Clamp (outlet pipe) extension—2" | PARTS LIST NO. 289 | | |
| PARTS LIST NO. 287 | | | 2 | C6TZ 9450-B | Gasket (inlet pipe to manifold) |
| 2 | C6TZ 9450-B | Gasket (inlet pipe to manifold) | 1 | ★ 5246 | Pipe (inlet) — serviced in muffler assy. only |
| 1 | ★ 5246 | Pipe (inlet) — serviced in muffler assy. only | 1 | D5TZ 5A246-H | Bracket (inlet pipe to frame) |
| 1 | D5TZ 5A246-H | Bracket (inlet pipe to frame) | 1 | D1AZ 5A231-D | Clamp (inlet pipe to frame) |
| 1 | D1AZ 5A231-D | Clamp (inlet pipe to frame) | 1 | D5TZ 5E285-H | Deflector (inlet pipe) #1 |
| 1 | D5TZ 5E285-H | Deflector (inlet pipe) #1 | 2 | D5SZ 5A231-A | Clamp (deflector to inlet pipe) #1 |
| 2 | D5SZ 5A231-A | Clamp (deflector to inlet pipe) #1 | 1 | D5TZ 5E285-K | Deflector (inlet pipe) #2 |
| 1 | D5TZ 5E285-K | Deflector (inlet pipe) #2 | 1 | D5TZ 5E285-R | Deflector (inlet pipe) #3 |
| 1 | D5TZ 5E285-S | Deflector (inlet pipe) #3 | 2 | D5SZ 5A231-A | Clamp (deflector to inlet pipe) #3 |
| 2 | D5SZ 5A231-A | Clamp (deflector to inlet pipe) #3 | 1 | D5TZ 5E285-B | Deflector (inlet pipe) #4 |
| 1 | D5TZ 5E285-B | Deflector (inlet pipe) #4 | 2 | D5SZ 5A231-A | Clamp (deflector to inlet pipe) #4 |
| 2 | D5SZ 5A231-A | Clamp (deflector to inlet pipe) #4 | 1 | ▲D5TZ 5230-BT | Muffler — exc. Calif. |
| 1 | ●D5TZ 5230-CB | Muffler | 1 | ▲D5TZ 5230-BU | Muffler — Calif. only |
| 1 | ▲D5TZ 5230-BV | Muffler — exc. Calif. | 1 | D5TZ 5260-R | Bracket (muffler)—rear |
| 1 | ▲D5TZ 5230-BY | Muffler — Calif. only | 1 | D1AZ 5A231-D | Clamp (muffler)—rear |
| 1 | D5TZ 5260-R | Bracket (muffler)—rear | 1 | ●D5TZ 5255-AA | Pipe (outlet)—140" W/B |
| 1 | ●D1AZ 5A231-C | Clamp (muffler)—rear | 1 | ▲D5TZ 5255-BA | Pipe (outlet)—140" W/B |
| 1 | ▲D1AZ 5A231-D | Clamp (muffler)—rear | 1 | D5TZ 5260-M | Bracket (outlet pipe)—rear |
| 1 | ●D5TZ 5255-AB | Pipe (outlet)—2" diam. | 1 | D1AZ 5A231-D | Clamp (outlet pipe)—rear |
| 1 | D5TZ 5255-BA | Pipe (outlet) — 2 1/2" diam. | 1 | D5TZ 5263-B | Extension (outlet pipe)—2 1/2" |
| 1 | ▲D5TZ 5255-BC | Pipe (outlet)—2 1/2" diam. | 1 | D1AZ 5A231-D | Clamp (outlet pipe) extension — 2 1/2" |
| 1 | D5TZ 5260-M | Bracket (outlet pipe)—rear | PARTS LIST NO. 290 | | |
| 1 | ●D1AZ 5A231-C | Clamp (outlet pipe)—rear | 2 | C8SZ 9450-A | Gasket (inlet pipe to manifold) |
| 1 | ▲D1AZ 5A231-D | Clamp (outlet pipe)—rear | 1 | ★ 5246 | Pipe (inlet) — serviced in muffler assy. only |
| 1 | D5TZ 5263-A | Extension (outlet pipe)—2" | 1 | D5TZ 5A246-J | Bracket (inlet pipes to frame) |
| 1 | D1AZ 5A231-C | Clamp (outlet pipe) extension—2" | 2 | D1AZ 5A231-D | Clamp (inlet pipes to frame) |
| PARTS LIST NO. 288 | | | 1 | D5TZ 5L85-K | Deflector (inlet pipe) |
| 2 | C6TZ 9450-B | Gasket (inlet pipe to manifold) | 1 | ▲D5TZ 5230-BL | Muffler |
| 1 | ★ 5246 | Pipe (inlet) — serviced in muffler assy. only | 1 | ●D5TZ 5230-BK | Muffler |

| EXHAUST PARTS LISTS — Cont'd | | | | | |
|--|----------------|---|--------------------|----------------|---|
| Q T Y | PART NUMBER | DESCRIPTION | Q T Y | PART NUMBER | DESCRIPTION |
| ● Not used in noise restriction areas, ▲ Used in noise restriction areas | | | | | |
| PARTS LIST NO. 290 — Cont'd | | | PARTS LIST NO. 294 | | |
| 1 | D5TZ 5260-L | Bracket (muffler)-rear-136" W/B | 2 | C6TZ 9450-B | Gasket (inlet pipe to manifold) |
| 1 | D5TZ 5260-N | Bracket (muffler)-rear-160" W/B | 1 | ★ 5246 | Pipe (inlet) — serviced in muffler assy. only |
| 1 | D1AZ 5A231-D | Clamp (muffler)-rear | 1 | D5TZ 5A231-H | Bracket (inlet to frame) |
| 1 | D5TZ 5260-L | Bracket (outlet pipe to c/mbr)-160" W/B | 1 | D1AZ 5A231-D | Clamp (inlet pipe to bracket) |
| 1 | D1AZ 5A231-D | Clamp (outlet pipe)-160" W/B | 1 | ▲ D5TZ 5230-BT | Muffler — exc. Calif. |
| 1 | D5TZ 5255-Y | Pipe (outlet)-136" W/B | 1 | D5TZ 5260-L | Bracket (muffler to frame) rear |
| 1 | D5TZ 5255-Z | Pipe (outlet)-160" W/B | 1 | D1AZ 5A231-D | Clamp (muffler to bracket) rear |
| 1 | D5TZ 5260-M | Bracket (outlet pipe)-rear | 1 | D5TZ 5255-AE | Pipe (outlet) |
| 1 | D1AZ 5A231-D | Clamp (outlet pipe)-rear | 1 | D5TZ 5260-M | Bracket (outlet pipe to frame) rear |
| 1 | D5TZ 5263-B | Extension (outlet) | 1 | D1AZ 5A231-D | Clamp (outlet pipe to bracket) rear |
| 1 | D1AZ 5A231-D | Clamp (extension to outlet pipe) | PARTS LIST NO. 295 | | |
| PARTS LIST NO. 291 | | | 2 | C6TZ 9450-B | Gasket (inlet pipe to manifold) |
| 2 | C8SZ 9450-A | Gasket (inlet pipe to manifold) | 1 | ★ 5246 | Pipe (inlet) — serviced in muffler assy. only |
| 1 | ★ 5246 | Pipe (inlet) — serviced in muffler assy. only | 1 | D5TZ 5A246-H | Bracket (inlet pipe to frame) |
| 1 | D5TZ 5A246-J | Bracket (inlet pipes to frame) | 1 | D1AZ 5A231-D | Clamp (inlet pipe to bracket) |
| 2 | D1AZ 5A231-D | Clamp (inlet pipes to frame) | 1 | ▲ D5TZ 5230-BG | Muffler — exc. Calif. |
| 1 | ▲ D5TZ 5230-BL | Muffler | 1 | D5TZ 5260-L | Bracket (muffler to frame) rear |
| 1 | ● D5TZ 5230-BK | Muffler | 1 | D1AZ 5A231-D | Clamp (muffler to bracket) rear |
| 1 | D5TZ 5260-R | Bracket (muffler)-rear | 1 | D5TZ 5255-BG | Pipe (outlet) |
| 1 | D1AZ 5A231-D | Clamp (muffler)-rear | 1 | D5TZ 5260-M | Bracket (outlet pipe to frame) rear |
| 1 | ▲ D5TZ 5255-AA | Pipe (outlet)-140" W/B | 1 | D1AZ 5A231-D | Clamp (outlet pipe to bracket) rear |
| 1 | ● D5TZ 5255-BA | Pipe (outlet)-140" W/B | PARTS LIST NO. 296 | | |
| 1 | D5TZ 5260-M | Bracket (outlet pipe)-rear | 2 | C6TZ 9450-B | Gasket (inlet pipe to manifold) |
| 1 | D1AZ 5A231-D | Clamp (outlet pipe)-rear | 1 | ★ 5246 | Pipe (inlet) — serviced in muffler assy. only |
| PARTS LIST NO. 292 | | | 1 | D5TZ 5A246-H | Bracket (inlet to frame) |
| 1 | C6AZ 9450-D | Gasket (inlet pipe to manifold) | 1 | D1AZ 5A231-D | Clamp (inlet pipe to bracket) |
| 1 | ★ 5246 | Pipe (inlet) — serviced in muffler assy. only | 1 | D5TZ 5E285-V | Deflector (inlet pipe) #1 |
| 1 | D5TZ 5A246-H | Bracket (inlet to frame) | 2 | D5SZ 5A231-A | Clamp (inlet pipe to deflector) #1 |
| 1 | D1AZ 5A231-C | Clamp (bracket to inlet pipe) | 1 | D5TZ 5E285-C | Deflector (inlet pipe) #2 |
| 1 | D5TZ 5230-CJ | Muffler | 2 | D5SZ 5A231-A | Clamp (inlet pipe to deflector) #2 |
| 1 | D5TZ 5260-L | Bracket (muffler to frame) rear | 1 | D5TZ 5E285-M | Deflector (inlet pipe) #3 |
| 1 | D1AZ 5A231-C | Clamp (bracket to muffler) rear | 2 | D5SZ 5A231-A | Clamp (deflector to inlet pipe) #3 |
| 1 | D5TZ 5255-AG | Pipe (outlet)-150" W/B | 1 | D5TZ 5E285-B | Deflector (inlet pipe) #3 |
| 1 | D5TZ 5255-AH | Pipe (outlet)-166" W/B | 2 | D5SZ 5A231-A | Clamp (deflector to inlet pipe) #4 |
| 1 | D5TZ 5260-M | Bracket (outlet pipe to frame) rear | 1 | ▲ D5TZ 5230-BH | Muffler |
| 1 | D1AZ 5A231-C | Clamp (outlet pipe to bracket) rear | 1 | D5TZ 5260-L | Bracket (muffler to frame) rear |
| PARTS LIST NO. 293 | | | 1 | D1AZ 5A231-D | Clamp (muffler to bracket) rear |
| 2 | C6TZ 9450-B | Gasket (inlet pipe to manifold) | 1 | D5TZ 5255-BG | Pipe (outlet) |
| 1 | ★ 5246 | Pipe (inlet) — serviced in muffler assy. only | 1 | D5TZ 5260-M | Bracket (outlet pipe to frame) rear |
| 1 | D5TZ 5A246-H | Bracket (inlet pipe to frame) | 1 | D1AZ 5A231-D | Clamp (outlet pipe to bracket) rear |
| 1 | D1AZ 5A231-D | Clamp (inlet pipe to bracket) | PARTS LIST NO. 297 | | |
| 1 | D5TZ 5E285-H | Deflector (inlet pipe) #1 | 2 | C6TZ 9450-B | Gasket (inlet pipe to manifold) |
| 2 | D5SZ 5A231-A | Clamp (deflector to inlet pipe) #1 | 1 | ★ 5246 | Pipe (inlet) — serviced in muffler assy. only |
| 1 | D5TZ 5E285-K | Deflector (inlet pipe) #2 | 1 | D5TZ 5A246-H | Bracket (inlet pipe to frame) |
| 1 | D5TZ 5E285-R | Deflector (inlet pipe) #3 | 1 | D1AZ 5A231-D | Clamp (inlet pipe to bracket) |
| 2 | D5SZ 5A231-A | Clamp (deflector to inlet pipe) #3 | 1 | D5TZ 5E285-H | Deflector (inlet pipe) #1 |
| 1 | D5TZ 5E285-B | Deflector (inlet pipe) #4 | 2 | D5SZ 5A231-A | Clamp (inlet pipe to deflector) #1 |
| 2 | D5SZ 5A231-A | Clamp (deflector to inlet pipe) #4 | 1 | D5TZ 5E285-K | Deflector (inlet pipe) #2 |
| 1 | ▲ D5TZ 5230-BU | Muffler | 1 | D5TZ 5E285-S | Deflector (inlet pipe) #3 |
| 1 | D5TZ 5260-L | Bracket (muffler to frame) rear | 2 | D5SZ 5A231-A | Clamp (inlet pipe to deflector) #3 |
| 1 | D1AZ 5A231-D | Clamp (muffler to bracket) rear | 1 | D5TZ 5E285-B | Deflector (inlet pipe) #4 |
| 1 | D5TZ 5255-AE | Pipe (outlet) | 2 | D5SZ 5A231-A | Clamp (inlet pipe to deflector) #4 |
| 1 | D5TZ 5260-M | Bracket (outlet pipe to frame) rear | 1 | ▲ D5TZ 5230-BY | Muffler — Calif. only |
| 1 | D1AZ 5A231-D | Clamp (outlet pipe to bracket) rear | | | |

1973/79
TRUCK SERIES 100/500

| EXHAUST PARTS LISTS — Cont'd | | | | | | |
|--|----------------|---|-----------------------------|----------------|---|--|
| Q T Y | PART NUMBER | DESCRIPTION | Q T Y | PART NUMBER | DESCRIPTION | |
| ● Not used in noise restriction areas, ▲ Used in noise restriction areas | | | | | | |
| PARTS LIST NO. 297 — Cont'd | | | PARTS LIST NO. 301 — Cont'd | | | |
| 1 | D5TZ 5260-L | Bracket (muffler to frame) rear | 1 | D5TZ 5255-AF | Pipe (outlet) | |
| 1 | D1AZ 5A231-D | Clamp (muffler to bracket) rear | 1 | D5TZ 5260-L | Bracket (outlet pipe to frame) center | |
| 1 | D5TZ 5255-BG | Pipe (outlet) | 1 | D1AZ 5A231-D | Clamp (outlet pipe to bracket) center | |
| 1 | D5TZ 5260-M | Bracket (outlet pipe to frame) rear | 1 | D5TZ 5260-M | Bracket (outlet pipe to frame) rear | |
| 1 | D1AZ 5A231-D | Clamp (outlet pipe to bracket) rear | 1 | D1AZ 5A231-D | Clamp (outlet pipe to bracket) rear | |
| PARTS LIST NO. 298 | | | PARTS LIST NO. 302 | | | |
| 2 | C6TZ 9450-B | Gasket (inlet pipe to manifold) | 1 | ★ 5246 | Pipe (inlet) — serviced in muffler assy. only | |
| 1 | ★ 5246 | Pipe (inlet) — serviced in muffler assy. only | 1 | D5TZ 5A246-J | Bracket (inlet pipes to frame) | |
| 1 | D5TZ 5A246-H | Bracket (inlet pipe to frame) | 2 | D1AZ 5A231-D | Clamps (inlet pipes to bracket) | |
| 1 | D1AZ 5A231-D | Clamp (inlet pipe to bracket) | 1 | ▲ D5TZ 5230-BL | Muffler | |
| 1 | ▲ D5TZ 5230-BV | Muffler — exc. Calif. | 1 | D5TZ 5260-N | Bracket (muffler to frame) rear | |
| 1 | D5TZ 5260-L | Bracket (muffler to outlet pipe) rear | 1 | D1AZ 5A231-D | Clamp (muffler to bracket) rear | |
| 1 | D1AZ 5A231-D | Clamp (muffler to bracket) rear | 1 | D5TZ 5255-AF | Pipe (outlet) | |
| 1 | D5TZ 5255-BG | Pipe (outlet) | 1 | D5TZ 5260-L | Bracket (outlet pipe to frame) center | |
| 1 | D5TZ 5260-M | Bracket (outlet pipe to frame) rear | 1 | D1AZ 5A231-D | Clamp (outlet pipe to bracket) center | |
| 1 | D1AZ 5A231-D | Clamp (outlet pipe to bracket) rear | 1 | D5TZ 5260-M | Bracket (outlet pipe to frame) rear | |
| PARTS LIST NO. 299 | | | PARTS LIST NO. 303 | | | |
| 1 | ★ 5246 | Pipe (inlet) — serviced in muffler assy. only | 1 | D1AZ 5A231-D | Clamp (outlet pipe to bracket) rear | |
| 1 | D5TZ 5A246-J | Bracket (inlet pipes to frame) | PARTS LIST NO. 304 | | | |
| 2 | D1AZ 5A231-D | Clamps (inlet pipes to bracket) | 2 | C6TZ 9450-B | Gasket (inlet pipe to manifold) | |
| 1 | ▲ D5TZ 5230-BL | Muffler | 1 | ★ 5246 | Pipe (inlet) — serviced in muffler assy. only | |
| 1 | D5TZ 5260-L | Bracket (muffler to frame) rear | 1 | D5TZ 5A246-H | Bracket (inlet pipe to frame) | |
| 1 | D1AZ 5A231-D | Clamp (muffler to bracket) rear | 1 | D1AZ 5A231-D | Clamp (inlet pipe to bracket) | |
| 1 | D5TZ 5255-AE | Pipe (outlet) | 1 | D5TZ 5E285-H | Deflector (inlet pipe) # 1 | |
| 1 | D5TZ 5260-M | Bracket (outlet pipe to frame) rear | 2 | D5SZ 5A231-A | Clamp (inlet pipe to deflector) # 1 | |
| 1 | D1AZ 5A231-D | Clamp (outlet pipe to bracket) rear | 1 | D5TZ 5E285-K | Deflector (inlet pipe) # 2 | |
| PARTS LIST NO. 300 | | | 1 | D5TZ 5E285-S | Deflector (inlet pipe) # 3 | |
| 2 | C6TZ 9450-B | Gasket (inlet pipe to manifold) | 2 | D5SZ 5A231-A | Clamp (inlet pipe to deflector) # 3 | |
| 1 | ★ 5246 | Pipe (inlet) — serviced in muffler assy. only | 1 | D5TZ 5E285-B | Deflector (inlet pipe) # 4 | |
| 1 | D5TZ 5A246-H | Bracket (inlet pipe to frame) | 2 | D5SZ 5A231-A | Clamp (inlet pipe to deflector) # 4 | |
| 1 | D1AZ 5A231-D | Clamp (inlet pipe to bracket) | 1 | ▲ D5TZ 5230-BY | Muffler — Calif. only | |
| 1 | D5TZ 5E285-H | Deflector (inlet pipe) # 1 | 1 | D5TZ 5260-N | Bracket (muffler to frame) rear | |
| 2 | D5SZ 5A231-A | Clamp (deflector to inlet pipe) # 1 | 1 | D1AZ 5A231-D | Clamp (muffler to bracket) rear | |
| 1 | D5TZ 5E285-K | Deflector (inlet pipe) # 2 | 1 | D5TZ 5255-BH | Pipe (outlet) | |
| 1 | D5TZ 5E285-R | Deflector (inlet pipe) # 3 | 1 | D5TZ 5260-L | Bracket (outlet pipe to frame) center | |
| 2 | D5SZ 5A231-A | Clamp (deflector to inlet pipe) # 3 | 1 | D1AZ 5A231-D | Clamp (outlet pipe to bracket) center | |
| 1 | D5TZ 5E285-B | Deflector (inlet pipe) # 4 | 1 | D5TZ 5260-M | Bracket (outlet pipe to frame) rear | |
| 2 | D5SZ 5A231-A | Clamp (deflector to inlet pipe) # 4 | 1 | D1AZ 5A231-D | Clamp (outlet pipe to frame) rear | |
| 1 | ▲ D5TZ 5230-BU | Muffler | PARTS LIST NO. 305 | | | |
| 1 | D5TZ 5260-N | Bracket (muffler to frame) rear | 2 | C6TZ 9450-B | Gasket (inlet pipe to manifold) | |
| 1 | D1AZ 5A231-D | Clamp (muffler to bracket) rear | 1 | ★ 5246 | Pipe (inlet) — serviced in muffler assy. only | |
| 1 | D5TZ 5255-AF | Pipe (outlet) | 1 | D5TZ 5A246-H | Bracket (inlet pipe to frame) | |
| 1 | D5TZ 5260-L | Bracket (outlet pipe to frame) center | 1 | D1AZ 5A231-D | Clamp (inlet pipe to bracket) | |
| 1 | D1AZ 5A231-D | Clamp (outlet pipe to bracket) center | 1 | ▲ D5TZ 5230-BV | Muffler — exc. Calif. | |
| 1 | D5TZ 5260-M | Bracket (outlet pipe to frame) rear | 1 | D5TZ 5260-N | Bracket (muffler to frame) rear | |
| 1 | D1AZ 5A231-D | Clamp (outlet pipe to bracket) rear | 1 | D1AZ 5A231-D | Clamp (muffler to bracket) rear | |
| PARTS LIST NO. 301 | | | 1 | D5TZ 5260-L | Bracket (outlet pipe to frame) center | |
| 2 | C6TZ 9450-B | Gasket (inlet pipe to manifold) | 1 | D1AZ 5A231-D | Clamp (outlet pipe to bracket) center | |
| 1 | ★ 5246 | Pipe (inlet) — serviced in muffler assy. only | 1 | D5TZ 5255-BH | Pipe (outlet) | |
| 1 | D5TZ 5A246-H | Bracket (inlet pipe to frame) | 1 | D5TZ 5260-M | Bracket (outlet pipe to frame) rear | |
| 1 | D1AZ 5A231-D | Clamp (inlet pipe to bracket) | 1 | D1AZ 5A231-D | Clamp (outlet pipe to bracket) rear | |
| 1 | ▲ D5TZ 5230-BT | Muffler — exc. Calif. | PARTS LIST NO. 305 | | | |
| 1 | D5TZ 5260-N | Bracket (muffler to frame) rear | 2 | C6TZ 9450-B | Gasket (inlet pipe to manifold) | |
| 1 | D1AZ 5A231-D | Clamp (muffler to bracket) rear | 1 | ★ 5246 | Pipe (inlet) — serviced in muffler assy. only | |
| | | | | | | |
| | | | | | | |

EXHAUST PARTS LISTS — Cont'd

| Q T Y | PART NUMBER | DESCRIPTION | Q T Y | PART NUMBER | DESCRIPTION |
|--|----------------|---|-----------------------------|----------------|---|
| ● Not used in noise restriction areas, ▲ Used in noise restriction areas | | | | | |
| PARTS LIST NO. 305 — Cont'd | | | PARTS LIST NO. 307 — Cont'd | | |
| 1 | D6TZ 5E285-B | Deflector (inlet pipe) # 1 | 1 | D5UZ 5A246-G | Bracket (converter to frame) |
| 1 | D5SZ 5A231-A | Clamp (deflector to inlet pipe) rear # 1 | 1 | C1TT 5A231-D | Clamp (converter to frame) — E100 |
| 1 | D5TZ 5E285-G | Deflector (inlet pipe) # 2 | 1 | D5SZ 5A231-A | Clamp (converter to frame) — E150 — exc. Calif. |
| 1 | D6TZ 5E285-A | Deflector (inlet pipe) # 3 | 1 | C1TT 5A231-D | Clamp (converter to frame) — E150 — Calif. |
| 2 | D5SZ 5A231-A | Clamp (deflector to inlet pipe) # 3 | 1 | D1AZ 5A231-D | Clamp (converter to muffler) |
| 1 | D5TZ 5E285-E | Deflector (inlet pipe) # 4 | 1 | ▲ D5UZ 5230-R | Muffler & outlet pipe assy — E100 |
| 2 | D5SZ 5A231-A | Clamp (deflector to inlet pipe) # 4 | 1 | ▲ D5UZ 5230-R | Muffler & outlet pipe assy — E150 — Calif. |
| 1 | ● D6TZ 5230-K | Muffler — M/T—exc. Calif. | 1 | ● D5UZ 5230-AB | Muffler & outlet pipe assy — E150 — exc. Calif. |
| 1 | ▲ D6TZ 5230-L | Muffler — M/T—exc. Calif. | 1 | D5UZ 5D226-B | Deflector assy. (muffler heat) — front |
| 1 | ● D6TZ 5230-G | Muffler — A/T—exc. Calif. | 1 | D5UZ 5D226-A | Deflector assy. (muffler heat) — rear |
| 1 | ▲ D6TZ 5230-H | Muffler — A/T—exc. Calif. | 1 | ★5255 | Pipe (outlet) — serviced in muffler assy only |
| 1 | ▲ D6TZ 5230-M | Muffler — M/T—Calif. only | 1 | D5UZ 5260-J | Bracket (outlet pipe to frame) — front |
| 1 | ▲ D6TZ 5230-J | Muffler — A/T—Calif. only | 1 | D5UZ 5260-D | Bracket (outlet pipe to frame) — rear |
| 1 | ▲ D5TZ 5255-BF | Pipe (outlet)—117 W/B | 1 | D5AZ 5A231-B | Clamp (outlet pipe to frame) — rear |
| 1 | ▲ D5TZ 5255-BE | Pipe (outlet)—133 W/B | PARTS LIST NO. 308 | | |
| 1 | ● D5TZ 5255-R | Pipe (outlet)—133 W/B | 1 | C6AZ 9450-D | Gasket (inlet pipe to manifold) |
| 1 | ● D5TZ 5255-S | Pipe (outlet)—117 W/B | 1 | D7UZ 5246-E | Pipe (inlet) — E100 |
| 1 | D5AZ 5A231-B | Clamp (outlet pipe to muffler)—frt. | 1 | D7UZ 5246-E | Pipe (inlet) — E150 — Calif. |
| 1 | D1AZ 5A231-C | Clamp (outlet pipe to muffler)—frt. | 1 | D7UZ 5246-B | Pipe (inlet) — E150 — exc. Calif. |
| 1 | D5TZ 5260-T | Bracket (outlet pipe & muffler to frame)—frt. | 1 | D5UZ 5A246-B | Bracket (inlet pipe to frame) — Calif. |
| 1 | D5TZ 5260-B | Bracket (outlet pipe to frame) rear | 1 | D5UZ 5A246-E | Bracket (inlet pipe to frame) — exc. Calif. |
| 1 | D5AZ 5A231-B | Clamp (outlet pipe to frame)—rear | 1 | D5SZ 5A231-A | Clamp (inlet pipe to frame) |
| 1 | D1AZ 5A231-C | Clamp (outlet pipe to frame)—rear | 1 | D1AZ 5A231-D | Clamp (inlet pipe to frame) |
| 1 | ● D5TZ 5263-A | Extension | 1 | ▲ D5UZ 5230-S | Muffler & outlet pipe assy. — E100 |
| 1 | D1AZ 5A231-C | Clamp (extension to outlet pipe) | 1 | ▲ D5UZ 5230-S | Muffler & outlet pipe assy. — E150 — Calif. — bus & van |
| PARTS LIST NO. 306 | | | 1 | ● D5UZ 5230-AJ | Muffler — E150 — exc. Calif. |
| 1 | C6AZ 9450-D | Gasket (inlet pipe to manifold) | 1 | ▲ D5UZ 5230-C | Muffler & outlet pipe assy — E150 — exc. Calif. |
| 1 | D7UZ 5246-E | Pipe (inlet)—E100 | 1 | D5UZ 5D226-B | Deflector assy. (muffler heat) — front |
| 1 | D7UZ 5246-E | Pipe (inlet) — E150 — Calif. | 1 | D5UZ 5D226-A | Deflector assy. (muffler heat) — rear |
| 1 | D7UZ 5246-A | Pipe (inlet) — E150— exc. Calif. | 1 | ● D1AZ 5A231-A | Clamp (muffler to outlet pipe) —E150—exc. Calif. |
| 1 | D5UZ 5A246-G | Bracket (inlet pipe to frame) — E150 | 1 | ● D5UZ 5255-A | Pipe (outlet) — E150 — exc. Calif. |
| 1 | D5SZ 5A231-A | Clamp (inlet pipe to frame) — E150 | 1 | D5UZ 5260-J | Bracket (outlet pipe to frame) — front |
| 1 | D1AZ 5A231-D | Clamp (inlet pipe to muffler)— | 1 | D5AZ 5A231-B | Clamp (outlet pipe to frame) — front |
| 1 | ▲ D5UZ 5230-R | Muffler & outlet pipe assy. — E100 | 1 | D5UZ 5260-B | Bracket (outlet pipe to frame) — rear |
| 1 | ▲ D5UZ 5230-R | Muffler & outlet pipe assy — E150 — Calif. | 1 | D1AZ 5A231-A | Clamp (outlet pipe to frame) — rear |
| 1 | ● D5UZ 5230-Y | Muffler & outlet pipe assy — E150 — exc. Calif. | PARTS LIST NO. 309 | | |
| 1 | ▲ D5UZ 5230-AB | Muffler & outlet pipe assy — E150—exc. Calif. | 1 | C6AZ 9450-D | Gasket (inlet pipe to manifold) |
| 1 | D5UZ 5D226-B | Deflector assy.—(muffler heat) — front | 1 | D7UZ 5246-E | Pipe (inlet) — E100 |
| 1 | D5UZ 5D226-A | Deflector assy. (muffler heat) — rear | 1 | D7UZ 5246-E | Pipe (inlet) — E150 — Calif. |
| 1 | ★5255 | Pipe (outlet) — serviced in muffler assy only | 1 | D7UZ 5246-B | Pipe (inlet) — E150 — exc. Calif. |
| 1 | D5UZ 5260-J | Bracket (outlet pipe to frame) — front | 1 | D5UZ 5A246-B | Bracket (inlet pipe to frame) — Calif. |
| 1 | D5AZ 5A231-B | Clamp (outlet pipe to frame) — front | 1 | D5UZ 5A246-E | Bracket (inlet pipe to frame) — exc. Calif. |
| 1 | D5UZ 5260-D | Bracket (outlet pipe to frame) — rear | 1 | D5SZ 5A231-A | Clamp (inlet pipe to frame) |
| 1 | D5AZ 5A231-B | Clamp (outlet pipe to frame) — rear | 1 | D1AZ 5A231-D | Clamp (inlet pipe to converter) |
| PARTS LIST NO. 307 | | | 1 | D7UZ 5E212-B | Converter |
| 1 | C6AZ 9450-D | Gasket (inlet pipe to manifold) | 1 | D5UZ 5E258-A | Shield (converter) — # 1 |
| 1 | D7UZ 5246-E | Pipe (inlet) — E100 | 1 | D5UZ 5A246-B | Bracket (converter to frame) — # 1 |
| 1 | D7UZ 5246-E | Pipe (inlet) — E150 — Calif. | 1 | D5SZ 5A231-A | Clamp (converter to frame) — E150— exc. Calif. — # 1 |
| 1 | D7UZ 5246-A | Pipe (inlet) — E150 — exc. Calif. | 1 | C1TT 5A231-D | Clamp (converter to frame)—E100 — # 1 |
| 1 | D5UZ 5A246-G | Bracket (inlet pipe to frame) — E150 | 1 | C1TT 5A231-D | Clamp (converter to frame) — E150 — Calif. — # 1 |
| 1 | D5SZ 5A231-A | Clamp (inlet pipe to frame) — E150 | 1 | D5UZ 5E298-B | Shield (converter) — # 2 |
| 1 | D1AZ 5A231-D | Clamp inlet pipe to converter) | 1 | D1AZ 5A231-C | Clamp (converter to muffler) |
| 1 | D7UZ 5E212-D | Converter | 1 | D5UZ 5230-S | Muffler & outlet pipe assy. — E100 |
| 1 | D5UZ 5E258-A | Shield (converter) | 1 | ▲ D5UZ 5230-S | Muffler & outlet pipe assy. — E150—Calif.— buss & van |

EXHAUST PARTS LISTS — Cont'd

| QTY | PART NUMBER | DESCRIPTION | QTY | PART NUMBER | DESCRIPTION |
|--|---------------|---|-----------------------------|---------------|--|
| ● Not used in noise restriction areas, ▲ Used in noise restriction areas | | | | | |
| PARTS LIST NO. 309 — Cont'd | | | PARTS LIST NO. 312 — Cont'd | | |
| 1 | ●D5UZ 5230-AJ | Muffler — E150—exc. Calif. | 1 | D5UZ 5246-B | Pipe (inlet) — with converter |
| 1 | ▲D5UZ 5230-C | Muffler & outlet pipe assy. —E150—exc. Calif. | 1 | D5UZ 5E285-A | Shield (inlet pipe) — front |
| 1 | D5UZ 5D226-B | Deflector assy (muffler heat) — front | 2 | D5AZ 5A231-A | Clamp (shield to inlet pipe) |
| 1 | D5UZ 5D226-A | Deflector assy (muffler heat) — rear | 1 | D5UZ 5A246-F | Bracket (inlet pipe) — w/o converter |
| 1 | ●D1AZ 5A231-A | Clamp (muffler to outlet pipe) — E150 — exc. Calif. | 1 | D5AZ 5A231-A | Clamp (inlet pipe to bracket) |
| 1 | ●D5UZ 5255-A | Pipe (outlet) — E150 — exc. Calif. | 1 | D1AZ 5A231-C | Clamp (inlet pipe to converter) |
| 1 | ▲★5255 | Pipe (outlet) — serviced in muffler assy. only | 1 | D1AZ 5A231-A | Clamp (inlet pipe to muffler) — w/o converter |
| 1 | D5UZ 5260-J | Bracket (outlet pipe to frame) — front | 1 | D5UZ 5E258-A | Shield (converter) |
| 1 | D5AZ 5A231-B | Clamp (outlet pipe to frame) — front | 1 | D7UZ 5E212-C | Converter — 124" W/B |
| 1 | D5UZ 5260-B | Bracket (outlet pipe to frame) — rear | 1 | D7UZ 5E212-A | Converter — 138" W/B |
| 1 | D1AZ 5A231-A | Clamp (outlet pipe to frame) — rear | 1 | D5UZ 5A246-D | Bracket (converter) — 124" W/B |
| PARTS LIST NO. 310 | | | 1 | D5UZ 5A246-A | Bracket (converter) — 138" W/B |
| 1 | C6AZ 9450-D | Gasket (inlet pipe to manifold) | 1 | D1AZ 5A231-A | Clamp (converter to muffler) |
| 1 | D7UZ 5246-B | Pipe (inlet) | 1 | C1TT 5A231-A | Clamp (converter to bracket) — 138" W/B |
| 1 | D5UZ 5A246-E | Bracket (inlet pipe to frame) | 1 | D5UZ 5E298-A | Shield (converter to outlet pipe) — 138" W/B |
| 1 | D5SZ 5A231-A | Clamp (inlet pipe to frame) | 1 | ●D5UZ 5230-AK | Muffler & outlet pipe assy. — 124" W/B |
| 1 | D1AZ 5A231-D | Clamp (inlet pipe to muffler) | 1 | ▲D5UZ 5230-AL | Muffler & outlet pipe assy. — 124" W/B |
| 1 | ●D5UZ 5230-AJ | Muffler | 1 | ●D5UZ 5230-AM | Muffler & outlet pie assy. — 138" W/B—exc. Calif. |
| 1 | ▲D5UZ 5230-C | Muffler & outlet pipe assy. — van & bus | 1 | ▲D5UZ 5230-AN | Muffler & outlet pipe assy. — 138" W/B |
| 1 | ▲D5UZ 5230-F | Muffler & outlet pipe assy. — cutaway | 1 | D5UZ 5D226-B | Deflector assy. (muffler heat) — front |
| 1 | D5UZ 5D226-B | Deflector assy. (muffler heat) — front | 1 | D5UZ 5D226-A | Deflector assy. (muffler heat) — rear |
| 1 | D5UZ 5D226-A | Deflector assy. (muffler heat) — rear | 1 | ★5255 | Pipe (outlet) — serviced in muffler assy. only |
| 1 | D1AZ 5A231-A | Clamp (muffler to outlet pipe) | 1 | D5UZ 5260-J | Bracket (outlet pipe to frame) — front |
| 1 | ●D5UZ 5255-A | Pipe (outlet) — van & bus | 1 | ●D5AZ 5A231-A | Clamp (outlet pipe to frame) — front |
| 1 | ●D5UZ 5255-B | Pipe (outlet) — parcel del. cutaway | 1 | ▲D5AZ 5A231-B | Clamp (outlet pipe to frame) — front |
| 1 | D5UZ 5260-J | Bracket (outlet pipe to frame) — front | 1 | D5UZ 5260-D | Bracket (outlet pipe to frame)—rear—124" W/B |
| 1 | D5AZ 5A231-B | Clamp (outlet pipe to frame) — front | 1 | D5UZ 5260-B | Bracket (outlet pipe to frame)—rear—138" W/B |
| 1 | D5UZ 5260-B | Bracket (outlet pipe to frame) — rear | 1 | ●D5AZ 5A231-A | Clamp (outlet pipe to frame) — rear |
| 1 | D1AZ 5A231-A | Clamp (outlet pipe to frame) — rear | 1 | ▲D5AZ 5A231-B | Clamp (outlet pipe to frame) — rear |
| PARTS LIST NO. 311 | | | PARTS LIST NO. 313 | | |
| 1 | C6AZ 9450-D | Gasket (inlet pipe to manifold) | 1 | C6AZ 9450-D | Gasket (inlet pipe to manifold) |
| 1 | D7UZ 5246-E | Pipe (inlet) | 1 | D7UZ 5246-E | Pipe (inlet) — Calif. |
| 1 | D5UZ 5A246-B | Bracket (inlet pipe to frame) | 1 | D7UZ 5246-B | Pipe (inlet) — exc. Calif. |
| 1 | D5SZ 5A231-A | Clamp (inlet pipe to frame) | 1 | D5UZ 5A246-B | Bracket (inlet pipe to frame) — Calif. |
| 1 | D1AZ 5A231-D | Clamp (inlet pipe to converter) | 1 | D5UZ 5A246-E | Bracket (inlet pipe to frame) — exc. Calif. |
| 1 | D7UZ 5E212-B | Converter | 1 | D5SZ 5A231-A | Clamp (inlet pipe to frame) |
| 1 | D5UZ 5E258-A | Shield (converter) — van & bus—Calif. | 1 | D1AZ 5A231-D | Clamp (inlet pipe to muffler) |
| 1 | D5UZ 5A246-B | Bracket (converter to frame) | 1 | ●D5UZ 5230-AJ | Muffler — 138" W/B—exc. Calif. |
| 1 | C1TT 5A231-D | Clamp (converter to frame) | 1 | ▲D5UZ 5230-F | Muffler & outlet pipe assy. — 138" W/B—exc. Calif. |
| 1 | D1AZ 5A231-D | Clamp (converter to muffler) | 1 | ▲D7UZ 5230-A | Muffler & outlet pipe assy. — 138" W/B—Calif.—exc. parcel del. |
| 1 | ▲D5UZ 5230-S | Muffler & outlet pipe assy.—van & bus | 1 | ●D5UZ 5230-AD | Muffler & outlet pipe assy. — 158" W/B—cutaway & parcel del.—exc. Calif. |
| 1 | ▲D7UZ 5230-A | Muffler & outlet pipe assy.—cutaway | 1 | ▲D7UZ 5230-E | Muffler & outlet pipe assy. — 158" W/B—cutaway—exc. Calif. |
| 1 | ▲D7UZ 5230-D | Muffler & outlet pipe assy.—parcel del. | 1 | ▲D7UZ 5230-B | Muffler & outlet pipe assy. — 158" W/B—cutaway—Calif. |
| 1 | D5UZ 5D226-B | Deflector assy. (muffler heat) — front | 1 | ▲D7UZ 5230-D | Muffler & outlet pipe assy. — 138" W/B—parcel del.—Calif. |
| 1 | D5UZ 5D226-A | Deflector assy. (muffler heat) — rear | 1 | ▲D7UZ 5230-C | Muffler & outlet pipe assy. — 158" W/B—parcel del.—Calif. |
| 1 | D1AZ 5A231-A | Clamp (muffler to outlet pipe) | 1 | D5UZ 5D226-B | Deflector assy. (muffler heat)—front—138" W/B |
| 1 | ▲★5255 | Pipe (outlet) — serviced in muffler assy. only | 1 | D5UZ 5D226-A | Deflector assy. (muffler heat)—rear—138" W/B |
| 1 | D5UZ 5260-J | Bracket (outlet pipe to frame) — front | 1 | D1AZ 5A231-A | Clamp (muffler to outlet pipe) |
| 1 | D5AZ 5A231-B | Clamp (outlet pipe to frame) — front | 1 | ●D5UZ 5255-B | Pipe (outlet)—138" W/B—cutaway & parcel del.—exc. Calif. |
| 1 | D5UZ 5260-B | Bracket (outlet pipe to frame) — rear | 1 | ▲D5UZ 5255-C | Pipe (outlet) — 158" W/B—parcel del.—exc. Calif. |
| 1 | D1AZ 5A231-A | Clamp (outlet pipe to frame) — rear | 1 | D5UZ 5260-J | Bracket (outlet pipe to frame) — front |
| PARTS LIST NO. 312 | | | 1 | D5AZ 5A231-B | Clamp (outlet pipe to frame) — front |
| 1 | C6AZ 9450-D | Gasket (inlet pipe to manifold) | 1 | D5UZ 5260-B | Bracket (outlet pipe to frame) — rear |
| 1 | D5UZ 5246-F | Pipe (inlet) — w/o converter—138" W/B | 1 | D1AZ 5A231-A | Clamp (outlet pipe to frame) — rear |
| 1 | D5UZ 5246-L | Pipe (inlet) — w/o converter—124" W/B | | | |

EXHAUST PARTS LISTS — Cont'd

| QTY | PART NUMBER | DESCRIPTION | QTY | PART NUMBER | DESCRIPTION |
|--|----------------|---|-----------------------------|----------------|---|
| ● Not used in noise restriction areas, ▲ Used in noise restriction areas | | | | | |
| PARTS LIST NO. 314 | | | PARTS LIST NO. 315 — Cont'd | | |
| 1 | C6AZ 9450-D | Gasket (inlet pipe to manifold) | 1 | ▲ D5UZ 5230-AL | Muffler & outlet pipe assy. = 124" W/B - Calif. |
| 1 | D5UZ 5246-F | Pipe (inlet) - w/o converter-138" W/B | 1 | ▲ D5UZ 5230-AN | Muffler & outlet pipe assy.-138" W/B - Calif. |
| 1 | D5UZ 5246-L | Pipe (inlet) - w/o converter-124" W/B | 1 | ● D5UZ 5230-U | Muffler & outlet pipe assy.-138" W/B - van & bus - exc. Calif. |
| 1 | D5UZ 5246-B | Pipe (inlet) - with converter | 1 | ▲ D7UZ 5230-G | Muffler & outlet pipe assy.-138" W/B - van & bus - exc. Calif. |
| 1 | D5UZ 5A246-F | Bracket (inlet pipe) - w/o converter | 1 | ● D5UZ 5230-V | Muffler & outlet pipe assy.-138" W/B cutaway & parcel del. - exc. Calif. |
| 1 | D1AZ 5A231-C | Clamp (inlet pipe to bracket) | 1 | ▲ D5UZ 5230-K | Muffler & outlet pipe assy.-138" W/B -- cutaway & parcel del. - exc. Calif. |
| 1 | D1AZ 5A231-C | Clamp (inlet pipe to converter) | 1 | ▲ D8TZ 5230-CN | Muffler & outlet pipe assy.-138" W/B - cutaway & parcel del. - Calif. |
| 1 | D1AZ 5A231-A | Clamp (inlet pipe to muffler) - w/o converter | 1 | ★5255 | Pipe (outlet) - serviced in muffler assy. only |
| 1 | D5UZ 5E258-A | Shield (converter) - van & bus | 1 | D5UZ 5260-J | Bracket (outlet pipe to frame)-front |
| 1 | D7UZ 5E212-A | Converter - 124" W/B | 1 | ● D5AZ 5A231-A | Clamp (outlet pipe to frame)-front |
| 1 | D7UZ 5E212-B | Converter - 138" W/B | 1 | ▲ D5AZ 5A231-B | Clamp (outlet pipe to frame)-front |
| 1 | D5UZ 5A246-D | Bracket (converter) - 124" W/B | 1 | D5UZ 5260-D | Bracket (outlet pipe to frame)-124" W/B-rear |
| 1 | D5UZ 5A246-A | Bracket (converter) - 138" W/B | 1 | D5UZ 5260-B | Bracket (outlet pipe to frame)-138" W/B-rear |
| 1 | D1AZ 5A231-A | Clamp (converter to muffler) | 1 | ● D5AZ 5A231-A | Clamp (outlet pipe to frame) - rear |
| 1 | C1TT 5A231-D | Clamp (converter to bracket) - 138" W/B | 1 | ▲ D5AZ 5A231-B | Clamp (outlet pipe to frame)-rear |
| 1 | D5UZ 5E298-A | Shield (converter to outlet pipe)-138" W/B-van & bus | 1 | D5UZ 5D226-B | Deflector assy. (muffler heat)-front |
| 1 | ● D5UZ 5230-T | Muffler & outlet pipe assy.-124" W/B-exc. Calif. | 1 | D5UZ 5D226-A | Deflector assy. (muffler heat)-rear |
| 1 | ▲ D5UZ 5230-N | Muffler & outlet pipe assy.-124" W/B-exc. Calif. "Before Ser. 080,001" | PARTS LIST NO. 316 | | |
| 1 | D7UZ 5230-F | Muffler & outlet pipe assy. - 124" W/B- exc. Calif. - "From Ser. 080,001" | 1 | C6AZ 9450-D | Gasket (inlet pipe to manifold) |
| 1 | ▲ D5UZ 5230-AL | Muffler & outlet pipe assy.-124" W/B-Calif. | 1 | D5UZ 5246-F | Pipe (inlet) - w/o converter-138" W/B |
| 1 | ▲ D5UZ 5230-AN | Muffler & outlet pipe assy.-138" W/B-Calif. | 1 | D5UZ 5246-B | Pipe (inlet) - with converter |
| 1 | ● D5UZ 5230-U | Muffler & outlet pipe assy.-138" W/B-van & bus-exc. Calif. | 1 | D5UZ 5A246-F | Bracket (inlet pipe) - w/o converter |
| 1 | D7UZ 5230-G | Muffler & outlet pipe assy. - 138" W/B-van & bus - exc. Calif. - "From Ser. 080,001" | 1 | D1AZ 5A231-C | Clamp (inlet pipe to bracket) |
| 1 | ▲ D7UZ 5230-G | Muffler & outlet pipe assy.-138" W/B-van & bus-exc. Calif. | 1 | D1AZ 5A231-C | Clamp (inlet pipe to converter) |
| 1 | D5UZ 5D226-B | Deflector assy. (muffler heat) - front | 1 | D1AZ 5A231-A | Clamp (inlet pipe to muffler) - w/o converter |
| 1 | D5UZ 5D226-A | Deflector assy. (muffler heat) - rear | 1 | D7UZ 5E212-A | Converter-138" W/B |
| 1 | ★5255 | Pipe (outlet) - serviced in muffler assy. only | 1 | D5UZ 5A246-A | Bracket (converter)-138" W/B |
| 1 | D5UZ 5260-J | Bracket (outlet pipe to frame) - front | 1 | D1AZ 5A231-A | Clamp (converter to muffler) |
| 1 | ● D5AZ 5A231-A | Clamp (outlet pipe to frame) - front | 1 | C1TT 5A231-D | Clamp (converter to bracket)-138" W/B |
| 1 | ▲ D5AZ 5A231-B | Clamp (outlet pipe to frame) - front | 1 | ● D5UZ 5230-V | Muffler & outlet pipe assy.-138" W/B-exc. Calif. |
| 1 | D5UZ 5260-D | Bracket (outlet pipe to frame) - 124" W/B-rear | 1 | ▲ D5UZ 5230-K | Muffler & outlet pipe assy.-138" W/B-exc. Calif. |
| 1 | D5UZ 5260-B | Bracket (outlet pipe to frame) - 138" W/B-rear | 1 | ▲ D8TZ 5230-CN | Muffler & outlet pipe assy. - 138" W/B - Calif. |
| 1 | ● D5AZ 5A231-A | Clamp (outlet pipe to frame) - rear | 1 | D5UZ 50226-B | Deflector assy (muffler heat) - front |
| 1 | ▲ D5AZ 5A231-B | Clamp (outlet pipe to frame) - rear | 1 | D5UZ 5D226-A | Deflector assy. (muffler heat)-rear |
| PARTS LIST NO. 315 | | | 1 | ★5255 | Pipe (outlet) - serviced in muffler assy. only |
| 1 | C6AZ 9450-D | Gasket (inlet pipe to manifold) | 1 | D5UZ 5260-J | Bracket (outlet pipe to frame)-front |
| 1 | D5UZ 5246-F | Pipe (inlet) - w/o converter-138" W/B | 1 | ● D5AZ 5A231-A | Clamp (outlet pipe to frame)-front |
| 1 | D5UZ 5246-L | Pipe (inlet) - w/o converter-124" W/B | 1 | ▲ D5AZ 5A231-B | Clamp (outlet pipe to frame)-front |
| 1 | D5UZ 5246-B | Pipe (inlet) - with converter | 1 | D5UZ 5260-D | Bracket (outlet pipe to frame) -124" W/B-rear |
| 1 | D5UZ 5A246-F | Bracket (inlet pipe) - w/o converter | 1 | ● D5AZ 5A231-A | Clamp (outlet pipe to frame) - rear |
| 1 | D1AZ 5A231-C | Clamp (inlet pipe to bracket) | 1 | D5UZ 5260-B | Bracket (outlet pipe to frame)-138" W/B-rear |
| 1 | D1AZ 5A231-C | Clamp (inlet pipe to converter) | 1 | ▲ D5AZ 5A231-B | Clamp (outlet pipe to frame)-rear |
| 1 | D1AZ 5A231-A | Clamp (inlet pipe to muffler) - w/o converter | PARTS LIST NO. 317 | | |
| 1 | D5UZ 5E258-A | Shield (converter) - van & bus | 1 | C6AZ 9450-D | Gasket (inlet pipe to manifold) |
| 1 | D7UZ 5E212-C | Converter-124" W/B | 1 | D7UZ 5246-E | Pipe (inlet) - Calif. |
| 1 | D7UZ 5E212-A | Converter-138" W/B | 1 | D7UZ 5246-B | Pipe (inlet) - exc. Calif. |
| 1 | D5UZ 5A246-D | Bracket (converter)-124" W/B | 1 | D5UZ 5A246-B | Bracket (inlet pipe to frame) - Calif. |
| 1 | D5UZ 5A246-A | Bracket (converter)-138" W/B | 1 | D5UZ 5A246-E | Bracket (inlet pipe to frame) - exc. Calif. |
| 1 | D1AZ 5A231-A | Clamp (converter to muffler) | 1 | D5SZ 5A231-A | Clamp (inlet pipe to frame) |
| 1 | C1TT 5A231-D | Clamp (converter to bracket)-138" W/B | 1 | D1AZ 5A231-D | Clamp (inlet pipe to converter) |
| 1 | D5UZ 5E298-A | Shield (converter to muffler)-138" W/B - van & bus | 1 | D7UZ 5E212-B | Converter |
| | | | 1 | D7UZ 5E258-B | Shield (converter) |
| | | | 1 | D5UZ 5A246-B | Bracket (converter to frame) |

EXHAUST PARTS LISTS — Cont'd

| Q T Y | PART NUMBER | DESCRIPTION | Q T Y | PART NUMBER | DESCRIPTION |
|--|---------------|--|-----------------------------|---------------|---|
| ● Not used in noise restriction areas, ▲ Used in noise restriction areas | | | | | |
| PARTS LIST NO. 317 — Cont'd | | | PARTS LIST NO. 320 — Cont'd | | |
| 1 | D5SZ 5A231-A | Clamp (converter to frame) — exc. Calif. | 1 | D1AZ 5A231-D | Clamp (muffler & outlet pipe to frame) |
| 1 | C1TT 5A231-D | Clamp (converter to frame) — Calif. | 1 | D7TZ 5255-V | Pipe (outlet) |
| 1 | D1AZ 5A231-D | Clamp (converter to muffler) | 1 | D5TZ 5260-L | Bracket (outlet pipe to frame)—front |
| 1 | ●D5UZ 5230-AJ | Muffler—138" exc. Calif. | 1 | D5SZ 5A231-A | Clamp (outlet pipe to frame)—front |
| 1 | ▲D7UZ 5230-F | Muffler & outlet pipe assy.—138" W/B — exc. Calif. | 1 | D7TZ 5260-B | Bracket (outlet pipe to frame)—rear |
| 1 | ▲D7UZ 5230-A | Muffler & outlet pipe assy.—138" W/B — Calif — exc. parcel del. | 1 | D5SZ 5A231-A | Clamp (outlet pipe to frame)—rear |
| 1 | ●D5UZ 5230-AD | Muffler & outlet pipe assy.—158" W/B — cutaway & parcel del. exc. Calif. | PARTS LIST NO. 321 | | |
| 1 | ▲D7UZ 5230-E | Muffler & outlet pipe assy.—158" W/B — cutaway — exc. Calif. | 1 | C6AZ 9450-D | Gasket (inlet pipe to manifold) |
| 1 | ▲D7UZ 5230-B | Muffler & outlet pipe assy.—158" W/B — cutaway — Calif. | 1 | ★ 5246 | Pipe (inlet) — serviced in muffler assy. only |
| 1 | ▲D5UZ 5230-D | Muffler & outlet pipe assy.—138" W/B — parcel del. — Calif. | 1 | D7TZ 5E285-N | Deflector (inlet pipe) |
| 1 | ▲D7UZ 5230-C | Muffler & outlet pipe assy.—158" W/B — parcel del & cutaway — Calif. | 1 | D7TZ 5A246-A | Bracket (inlet pipe to frame) |
| 1 | D5UZ 5D226-B | Deflector assy. (muffler heat)—front—138" W/B | 1 | D5SZ 5A231-A | Clamp (inlet pipe to frame) |
| 1 | D5AZ 5D226-A | Deflector assy. (muffler heat)—rear—138" W/B | 1 | ▲D7TZ 5230-J | Muffler assy. — F250 4 x 2 |
| 1 | D1AZ 5A231-A | Clamp (muffler to outlet pipe) | 1 | ▲D7TZ 5230-C | Muffler assy — F250 4 x 4 |
| 1 | ▲D5UZ 5255-C | Pipe (outlet)—158" W/B — parcel del. — exc. Calif. | 1 | D5TZ 5260-L | Bracket (muffler & outlet pipe to frame) |
| 1 | ●D5UZ 5255-B | Pipe (outlet)—138" W/B — van & cutaway — exc. Calif. | 1 | D1AZ 5A231-D | Clamp (muffler & outlet pipe to frame) |
| 1 | D5UZ 5260-J | Bracket (outlet pipe to frame)—front | 1 | D7TZ 5255-U | Pipe (outlet) — 4 x 2 |
| 1 | D5AZ 5A231-B | Clamp (outlet pipe to frame)—front | 1 | D7TZ 5255-AC | Pipe (outlet)—4 x 4 |
| 1 | D5UZ 5260-B | Bracket (outlet pipe to frame)—rear | 1 | D7TZ 5260-B | Bracket (outlet pipe to frame) |
| 1 | D1AZ 5A231-A | Clamp (outlet pipe to frame)—rear | 1 | D5SZ 5A231-A | Clamp (outlet pipe to frame) |
| PARTS LIST NO. 318 | | | PARTS LIST NO. 322 | | |
| 1 | C6AZ 9450-D | Gasket (inlet pipe to manifold) | 2 | C6AZ 9450-D | Gasket (inlet pipe to manifold) |
| 1 | ★ 5246 | Pipe (inlet) — serviced in muffler assy. only | 1 | ★ 5246 | Pipe (inlet)—serviced in muffler (assy. only) |
| 1 | D7TZ 5A246-A | Bracket (inlet pipe to frame) | 1 | D7TZ 5230-U | Muffler assy. |
| 1 | D1AZ 5A231-C | Clamp (inlet pipe to frame) | 1 | D1AZ 5A231-C | Clamp (muffler to outlet pipe) |
| 1 | D5TZ 5230-CJ | Muffler assy. | 1 | D5TZ 5260-J | Bracket (outlet pipe to frame)—front |
| 1 | D1AZ 5A231-C | Clamp (muffler & outlet pipe to frame) | 1 | ●D1AZ 5A231-C | Clamp (outlet pipe to frame)—front |
| 1 | D5TZ 5260-N | Bracket (muffler & outlet pipe to frame) | 1 | ▲D5AZ 5A231-B | Clamp (outlet pipe to frame)—front |
| 1 | D5TZ 5255-AH | Pipe (outlet) | 1 | ●D5TZ 5255-R | Pipe (outlet) |
| 1 | D5TZ 5260-L | Bracket (outlet pipe to frame)—front | 1 | ▲D5TZ 5255-M | Pipe (outlet) |
| 1 | D1AZ 5A231-C | Clamp (outlet pipe to frame)—front | 1 | D5TZ 5260-B | Bracket (outlet pipe to frame)—rear |
| 1 | D5TZ 5260-M | Bracket (outlet pipe to frame)—rear | 1 | ●D1AZ 5A231-C | Clamp (outlet pipe to frame)—rear |
| 1 | D1AZ 5A231-C | Clamp (outlet pipe to frame)—rear | 1 | ▲D5AZ 5A231-B | Clamp (outlet pipe to frame)—rear |
| PARTS LIST NO. 319 | | | 1 | D5TZ 5263-A | Extension (outlet pipe) |
| 1 | C6AZ 9450-D | Gasket (inlet pipe to manifold) | 1 | D1AZ 5A231-A | Clamp (extension to outlet pipe) |
| 1 | ★ 5246 | Pipe (inlet) — serviced in muffler assy. only | PARTS LIST NO. 323 | | |
| 1 | D7TZ 5E285-N | Deflector (inlet pipe) | 2 | C6AZ 9450-D | Gasket (inlet pipe to manifold) |
| 1 | D7TZ 5A246-A | Bracket (inlet pipe to frame) | 1 | D7TZ 5246-M | Pipe (inlet) |
| 1 | D1AZ 5A231-C | Clamp (inlet pipe to frame) | 1 | D7TZ 5A246-A | Bracket (inlet pipe to frame) |
| 1 | D5TZ 5230-CJ | Muffler assy. | 1 | D5AZ 5A231-A | Clamp (inlet pipe to frame) |
| 1 | D5TZ 5260-L | Bracket (muffler & outlet pipe to frame) | 1 | D1AZ 5A231-C | Clamp (inlet pipe to muffler) |
| 1 | D1AZ 5A231-C | Clamp (muffler & outlet pipe to frame) | 1 | D7TZ 5230-V | Muffler assy. |
| 1 | D5TZ 5255-AG | Pipe (outlet) — 2/W/D | 1 | ▲D1AZ 5A231-A | Clamp (muffler to outlet pipe) |
| 1 | D7TZ 5255-AB | Pipe (outlet) — 4/W/D | 1 | ●D1AZ 5A231-C | Clamp (muffler to outlet pipe) |
| 1 | D5TZ 5260-M | Bracket (outlet pipe to frame) — 2/W/D | 1 | D7TZ 5260-A | Bracket (outlet pipe to frame)—front |
| 1 | D7TZ 5260-H | Bracket (outlet pipe to frame)—4/W/D | 1 | ●D5AZ 5A231-A | Clamp (outlet pipe to frame)—front |
| 1 | D1AZ 5A231-C | Clamp (outlet pipe to frame) | 1 | ▲D5AZ 5A231-B | Clamp (outlet pipe to frame)—front |
| PARTS LIST NO. 320 | | | 1 | ●D7TZ 5255-AA | Pipe (outlet)—138" W/B |
| 1 | C6AZ 9450-D | Gasket (inlet pipe to manifold) | 1 | ●D7TZ 5255-Z | Pipe (outlet)—155" W/B |
| 1 | ★ 5246 | Pipe (inlet) — serviced in muffler assy. only | 1 | D7TZ 5260-D | Bracket (outlet pipe to frame)—rear |
| 1 | D7TZ 5A246-A | Bracket (inlet pipe to frame) | 1 | ●D5AZ 5A231-A | Clamp (outlet pipe to frame)—rear |
| 1 | D5SZ 5A231-A | Clamp (inlet pipe to frame) | 1 | ▲D5AZ 5A231-B | Clamp (outlet pipe to frame)—rear |
| 1 | D7TZ 5230-J | Muffler assy. | 1 | D7TZ 5263-A | Extension (outlet pipe) |
| 1 | D5TZ 5260-N | Bracket (muffler & outlet pipe to frame) | 1 | D1AZ 5A231-A | Clamp (extension to outlet pipe) |

EXHAUST PARTS LISTS — Cont'd

| QTY | PART NUMBER | DESCRIPTION | QTY | PART NUMBER | DESCRIPTION |
|--|----------------|--|-----------------------------|----------------|---|
| ● Not used in noise restriction areas, ▲ Used in noise restriction areas | | | | | |
| PARTS LIST NO. 324 | | | PARTS LIST NO. 326 — Cont'd | | |
| 1 | ★ 5246 | Pipe (inlet)—serviced in muffler assy. only. | 1 | D5TZ 5260-T | Bracket (muffler and outlet pipe to frame)—116" W/B |
| 1 | D5TZ 5E285-K | Shield (inlet pipe) | 1 | D1AZ 5A231-A | Clamp (muffler to outlet pipe)—133" W/B |
| 1 | D8TZ 5A246-C | Bracket (inlet pipe to frame) | 1 | D5TZ 5260-T | Bracket (outlet pipe to frame)—front—133" W/B |
| 1 | D5SZ 5A231-A | Clamp (inlet pipe to frame) | 1 | ▲ D5SZ 5A231-B | Clamp (outlet pipe to frame)—front—133" W/B |
| 1 | D8TZ 5230-BH | Muffler assy. | 1 | ● D5AZ 5A231-B | Clamp (outlet pipe to frame)—front—133" W/B |
| 1 | D1AZ 5A231-A | Clamp (muffler to outlet pipe) | 1 | ● D7TZ 5255-A | Pipe (outlet)—F150-116" W/B |
| 1 | D7TZ 5260-G | Bracket (outlet pipe to frame)—front—160" W/B | 1 | △ D8TZ 5255-K | Pipe (outlet)—F150/250-133" W/B |
| 1 | D7TZ 5260-F | Bracket (outlet pipe to frame)—front—136" W/B | 1 | ▲ D8TZ 5255-L | Pipe (outlet)—F150/250-133" W/B |
| 1 | D7TZ 5260-E | Bracket (outlet pipe to frame)—front—140" W/B | 1 | ● D7TZ 5255-B | Pipe (outlet)—F150/250-133" W/B |
| 1 | ● D5AZ 5A231-B | Clamp (outlet pipe to frame)—front | 1 | D5TZ 5260-B | Bracket (outlet pipe to frame) |
| 1 | ▲ D5SZ 5A231-A | Clamp (outlet pipe to frame)—front | 1 | ● D5AZ 5A231-B | Clamp (outlet pipe to frame) |
| 1 | ▲ D8TZ 5255-S | Pipe (outlet)—136" W/B | 1 | ▲ D5SZ 5A231-A | Clamp (outlet pipe to frame) |
| 1 | ● D7TZ 5255-R | Pipe (outlet)—136" W/B | 1 | D7TZ 5263-A | Extension (outlet pipe) |
| 1 | ▲ D8TZ 5255-W | Pipe (outlet)—140" W/B | 1 | D1AZ 5A231-A | Clamp (extension to outlet pipe) |
| 1 | ● D7TZ 5255-T | Pipe (outlet)—140" W/B | PARTS LIST NO. 327 | | |
| 1 | ▲ D8TZ 5255-T | Pipe (outlet)—160" W/B | 1 | D8TZ 5246-B | Pipe (inlet) |
| 1 | ● D7TZ 5255-S | Pipe (outlet)—160" W/B | 1 | D8TZ 5A246-C | Bracket (inlet pipe to frame) |
| 1 | D7TZ 5260-B | Bracket (outlet pipe to frame)—rear | 1 | D1AZ 5A231-D | Clamp (inlet pipe to frame) |
| 1 | ● D5AZ 5A231-B | Clamp (outlet pipe to frame)—rear | 1 | D1AZ 5A231-A | Clamp (inlet pipe to converter) |
| 1 | ▲ D5SZ 5A231-A | Clamp (outlet pipe to frame)—rear | 1 | D8TZ 5E258-G | Shield (inlet pipe) |
| 1 | D7TZ 5263-A | Extension (outlet pipe) | 1 | D7TZ 5E212-B | Converter |
| 1 | D1AZ 5A231-A | Clamp (extension to outlet pipe) | 1 | D1AZ 5A231-A | Clamp (converter to muffler) |
| PARTS LIST NO. 325 | | | 1 | D8TZ 5230-BW | Muffler |
| 1 | D7TZ 5246-AD | Pipe (inlet)—full time | 1 | D8TZ 5A246-B | Bracket (muffler to frame) |
| 1 | D8TZ 5246-AE | Pipe (inlet)—part time | 1 | D1AZ 5A231-A | Clamp (muffler to frame) |
| 1 | D5TZ 5A246-A | Bracket (inlet pipe to frame) | 1 | D1AZ 5A231-A | Clamp (muffler to outlet pipe) |
| 1 | D1AZ 5A231-D | Clamp (inlet pipe to frame) | 1 | ▲ D8TZ 5255-B | Pipe (outlet) |
| 1 | D1AZ 5A231-D | Clamp (inlet pipe to converter) | 1 | ● D7TZ 5255-Z | Pipe (outlet) |
| 1 | D7TZ 5E212-B | Converter | 1 | D7TZ 5260-A | Bracket (outlet pipe to frame)—front |
| 1 | D5TZ 5K282-C | Shield (converter) | 1 | D1AZ 5A231-A | Clamp (outlet pipe to frame)—front |
| 2 | C4TZ 5A231-D | Clamp (shield to inlet pipe) | 1 | D7TZ 5260-D | Bracket (outlet pipe to frame)—rear |
| 1 | D1AZ 5A231-D | Clamp (converter to muffler) | 1 | ▲ D5SZ 5A231-A | Clamp (outlet pipe to frame)—rear |
| 1 | D8TZ 5230-AD | Muffler | 1 | ● D5AZ 5A231-B | Clamp (outlet pipe to frame)—rear |
| 1 | D7TZ 5A273-A | Shield (muffler) | PARTS LIST NO. 328 | | |
| 1 | D1AZ 5A231-A | Clamp (muffler to outlet pipe)—133" W/B | 1 | D8TZ 5246-R | Pipe (inlet) |
| 1 | ● D7TZ 5255-A | Pipe (outlet)—F150-116" W/B | 1 | D1AZ 5A231-D | Clamp (inlet pipe to muffler) |
| 1 | ▲ D8TZ 5255-K | Pipe (outlet)—F150-116" W/B | 1 | D8TZ 5230-BD | Muffler |
| 1 | ▲ D8TZ 5255-L | Pipe (outlet)—F150/250-133" W/B | 1 | D8TZ 5A246-B | Bracket (muffler to frame) |
| 1 | ● D7TZ 5255-B | Pipe (outlet)—F150/250-133" W/B | 1 | D1AZ 5A231-A | Clamp (muffler to outlet pipe) |
| 1 | D5TZ 5260-T | Bracket (outlet pipe to frame)—front | 1 | ▲ D8TZ 5255-B | Pipe (outlet) |
| 1 | D1AZ 5A231-D | Clamp (outlet pipe to frame)—front | 1 | ● D7TZ 5255-Z | Pipe (outlet) |
| 1 | D5TZ 5260-B | Bracket (outlet pipe to frame)—rear | 1 | D7TZ 5260-A | Bracket (outlet pipe to frame)—front |
| 1 | ● D5AZ 5A231-B | Clamp (outlet pipe to frame)—rear | 1 | D5AZ 5A231-B | Clamp (outlet pipe to frame)—front |
| 1 | ▲ D5SZ 5A231-A | Clamp (outlet pipe to frame)—rear | 1 | D7TZ 5260-D | Bracket (outlet pipe to frame)—rear |
| 1 | D7TZ 5263-A | Extension (outlet pipe) | 1 | ▲ D5SZ 5A231-A | Clamp (outlet pipe to frame)—rear |
| 1 | D1AZ 5A231-A | Clamp (extension to outlet pipe) | 1 | ● D5AZ 5A231-B | Clamp (outlet pipe to frame)—rear |
| PARTS LIST NO. 326 | | | PARTS LIST NO. 329 | | |
| 1 | ★ 5246 | Pipe (inlet)—serviced in muffler assy. only | 1 | D8TZ 5246-E | Pipe (inlet) |
| 1 | D8TZ 5230-CS | Muffler assy. | 1 | D8TZ 5A246-C | Bracket (inlet pipe to frame) |
| 1 | D5TZ 5A246-A | Bracket (inlet pipe to frame) | 1 | D1AZ 5A231-D | Clamp (inlet pipe to frame) |
| 1 | D5SZ 5A231-A | Clamp (inlet pipe to frame) | 1 | D1AZ 5A231-D | Clamp (inlet pipe to converter) |
| 1 | D7TZ 5A273-A | Shield | 1 | D8TZ 5E285-B | Shield (inlet pipe)# 1 |
| 1 | D1AZ 5A231-A | Clamp (muffler and outlet pipe to frame)—116"W/R | 1 | D8TZ 5E258-F | Shield (inlet pipe)# 2 |
| | | | 1 | D8TZ 5E212-G | Converter |

1973/79
TRUCK SERIES 100/500

| EXHAUST PARTS LISTS — Cont'd | | | | | |
|--|----------------|--|-----------------------------|----------------|--|
| Q T Y | PART NUMBER | DESCRIPTION | Q T Y | PART NUMBER | DESCRIPTION |
| ● Not used in noise restriction areas, ▲ Used in noise restriction areas | | | | | |
| PARTS LIST NO. 329 — Cont'd | | | PARTS LIST NO. 332 — Cont'd | | |
| 1 | D1AZ 5A231-D | Clamp (converter to muffler) | 1 | D5TZ 5E285-F | Shield (inlet pipe) #1 |
| 1 | D8TZ 5230-AB | Muffler | 1 | D5TZ 5A246-A | Bracket (inlet pipe to frame) |
| 1 | D8TZ 5A246-B | Bracket (muffler to frame) | 1 | D1AZ 5A231-D | Clamp (inlet pipe to frame) |
| 1 | D1AZ 5A231-A | Clamp (muffler to frame) | 1 | D8TZ 5E258-H | Shield (inlet pipe) #2 |
| 1 | D1AZ 5A231-A | Clamp (muffler to outlet pipe) | 1 | D1AZ 5A231-A | Clamp (inlet pipe to converter) |
| 1 | D8TZ 5255-A | Pipe (outlet)—138" W/B | 1 | D8TZ 5E212-G | Converter |
| 1 | D8TZ 5255-B | Pipe (outlet)—155" W/B | 1 | D1AZ 5A231-A | Clamp (converter to muffler) |
| 1 | D7TZ 5260-A | Bracket (outlet pipe to frame)—front | 1 | D8TZ 5A246-G | Bracket (muffler to frame) |
| 1 | D1AZ 5A231-A | Clamp (pipe to frame)—front | 1 | D8TZ 5230-BN | Muffler |
| 1 | D7TZ 5260-D | Bracket (outlet pipe to frame)—rear | 1 | D1AZ 5A231-D | Clamp (muffler to outlet pipe) |
| 1 | ▲ D5SZ 5A231-A | Clamp (outlet pipe to frame)—rear | 1 | D7TZ 5255-C | Pipe (outlet) |
| 1 | ● D5AZ 5A231-B | Clamp (outlet pipe to frame)—rear | 1 | D5TZ 5260-T | Bracket (outlet pipe to frame)—front |
| PARTS LIST NO. 330 | | | 1 | D1AZ 5A231-D | Clamp (outlet pipe to frame)—front |
| 1 | D8TZ 5246-Y | Pipe (inlet) | 1 | D5TZ 5260-B | Bracket (outlet pipe to frame)—rear |
| 1 | D8TZ 5A246-B | Bracket (inlet pipe to frame) | 1 | ● D5AZ 5A231-B | Clamp (outlet pipe to frame)—rear |
| 1 | D1AZ 5A231-D | Clamp (inlet pipe to muffler) | 1 | ▲ D5SZ 5A231-A | Clamp (outlet pipe to frame)—rear |
| 1 | D8TZ 5230-BF | Muffler | 1 | D7TZ 5263-A | Extension (outlet pipe) |
| 1 | D1AZ 5A231-A | Clamp (muffler to outlet pipe) | 1 | D1AZ 5A231-A | Clamp (extension to outlet pipe) |
| 1 | D7TZ 5255-AA | Pipe (outlet)—138" W/B | PARTS LIST NO. 333 | | |
| 1 | D7TZ 5255-Z | Pipe (outlet)—155" W/B | 1 | C6AZ 9450-D | Gasket (inlet pipe to engine) |
| 1 | D7TZ 5260-A | Bracket (outlet pipe to frame)—front | 1 | D8TZ 5246-V | Pipe (inlet) |
| 1 | D5AZ 5A231-B | Clamp (outlet pipe to frame)—front | 1 | D8TZ 5A246-C | Bracket (inlet pipe to frame) |
| 1 | D7TZ 5260-D | Bracket (outlet pipe to frame)—rear | 1 | D1AZ 5A231-C | Clamp (inlet pipe to frame) |
| 1 | ▲ D5SZ 5A231-A | Clamp (outlet pipe to frame)—rear | 1 | D8TZ 5E258-F | Shield (converter) |
| 1 | ● D5AZ 5A231-B | Clamp (outlet pipe to frame)—rear | 1 | D1AZ 5A231-C | Clamp (inlet pipe to converter) |
| PARTS LIST NO. 331 | | | 1 | D7TZ 5E212-A | Converter (exc. 3x6 eng.) |
| 1 | ★ 5246 | Pipe (inlet)—serviced in muffler assy. only | 1 | D8TZ 5E212-N | Converter (3x6 eng.) |
| 1 | D8TZ 5A246-C | Bracket (inlet pipe to frame) | 1 | D1AZ 5A231-C | Clamp (converter to muffler) |
| 1 | D5SZ 5A231-A | Clamp (inlet pipe to frame) | 1 | D8TZ 5230-BB | Muffler |
| 1 | D8TZ 5230-CC | Muffler assy. | 1 | D8TZ 5A246-J | Bracket (muffler to frame) |
| 1 | D1AZ 5A231-A | Clamp (muffler to outlet pipe) | 1 | D1AZ 5A231-C | Clamp (muffler to frame) |
| 1 | ● D8TZ 5255-J | Pipe (outlet)—136" W/B | 1 | D5TZ 5260-H | Bracket (muffler & outlet pipe to frame) |
| 1 | ▲ D8TZ 5255-F | Pipe (outlet)—136" W/B | 1 | D1AZ 5A231-C | Clamp (muffler & outlet pipe to frame) |
| 1 | ● D8TZ 5255-H | Pipe (outlet)—140" W/B | 1 | D5TZ 5255-G | Pipe (outlet)—138" W/B |
| 1 | ▲ D8TZ 5255-V | Pipe (outlet)—140" W/B | 1 | D5TZ 5255-H | Pipe (outlet)—155" W/B |
| 1 | ● D8TZ 5255-G | Pipe (outlet)—160" W/B | 1 | D5TZ 5260-E | Bracket (outlet pipe to frame) |
| PARTS LIST NO. 331 — Cont'd | | | 1 | D1AZ 5A231-C | Clamp (outlet pipe to frame) |
| 1 | ▲ D8TZ 5255-E | Pipe (outlet)—160" W/B | 1 | D5TZ 5263-A | Extension (outlet pipe) |
| 1 | D7TZ 5260-F | Bracket (outlet pipe to frame)—front—136"—140" W/B | 1 | D1AZ 5A231-A | Clamp (extension to outlet pipe) |
| 1 | ● D5AZ 5A231-B | Clamp (outlet pipe to frame)—front—136"—140" W/B | PARTS LIST NO. 334 | | |
| 1 | ▲ D5SZ 5A231-A | Clamp (outlet pipe to frame)—front—136"—140" W/B | 1 | C6AZ 9450-D | Gasket (inlet pipe to engine) |
| 1 | D7TZ 5260-G | Bracket (outlet pipe to frame)—front—160" W/B | 1 | D8TZ 5246-W | Pipe (inlet) |
| 1 | ● D5AZ 5A231-B | Clamp (outlet pipe to frame)—front—160" W/B | 1 | D8TZ 5A246-C | Bracket (inlet pipe to frame) |
| 1 | ▲ D5SZ 5A231-A | Clamp (outlet pipe to frame)—front—160" W/B | 1 | D5AZ 5A231-A | Clamp (inlet pipe to frame) |
| 1 | D7TZ 5260-F | Bracket (outlet pipe to frame)—intermediate—160" W/B | 1 | D1AZ 5A231-C | Clamp (inlet pipe to muffler) |
| 1 | ● D5AZ 5A231-B | Clamp (outlet pipe to frame)—intermediate—160" W/B | 1 | D8TZ 5230-BC | Muffler |
| 1 | ▲ D5SZ 5A231-A | Clamp (outlet pipe to frame)—intermediate—160" W/B | 1 | D5TZ 5260-H | Bracket (muffler & outlet pipe to frame) |
| 1 | D7TZ 5260-B | Bracket (outlet pipe to frame)—rear | 1 | D1AZ 5A231-C | Clamp (muffler & outlet pipe to frame) |
| 1 | ● D5AZ 5A231-B | Clamp (outlet pipe to frame)—rear | 1 | D5TZ 5255-G | Pipe (outlet)—138" W/B |
| 1 | ▲ D5SZ 5A231-A | Clamp (outlet pipe to frame)—rear | 1 | D5TZ 5255-H | Pipe (outlet)—155" W/B |
| 1 | D7TZ 5263-A | Extension (outlet pipe) | 1 | D5TZ 5260-E | Bracket (outlet pipe to frame)—rear |
| 1 | D1AZ 5A231-A | Clamp (extension to outlet pipe) | 1 | D5AZ 5A231-A | Clamp (outlet pipe to frame)—rear |
| PARTS LIST NO. 332 | | | 1 | D5TZ 5263-A | Extension (outlet pipe) |
| 1 | D8TZ 5246-C | Pipe (inlet)—"Before Ser. BGO,001" | 1 | D1AZ 5A231-A | Clamp (extension to outlet pipe) |
| 1 | D8TZ 5246-AK | Pipe (inlet)—"From Ser. BGO,001" | | | |

EXHAUST PARTS LISTS — Cont'd

| QTY | PART NUMBER | DESCRIPTION | QTY | PART NUMBER | DESCRIPTION |
|--|---------------|---|-----------------------------|---------------|---|
| ● Not used in noise restriction areas, ▲ Used in noise restriction areas | | | | | |
| PARTS LIST NO. 335 | | | PARTS LIST NO. 337 — Cont'd | | |
| 2 | C6AZ 9450-D | Gasket (inlet pipe to engine) | 1 | ●D5AZ 5A231-B | Clamp (outlet pipe to frame)-rear |
| 1 | D8TZ 5246-Z | Pipe (inlet) | 1 | ▲D5SZ 5A231-A | Clamp (outlet pipe to frame)-rear |
| 1 | D5TZ 5A246-A | Bracket (inlet pipe to frame) | 1 | D7TZ 5263-A | Extension (outlet pipe) |
| 1 | D1AZ 5A231-C | Clamp (inlet pipe to converter) | 1 | D1AZ 5A231-A | Clamp (extension to outlet pipe) |
| 1 | D7TZ 5E212-A | Converter | PARTS LIST NO. 338 | | |
| 1 | C4TZ 5A231-D | Clamp (shield to converter) | 1 | D8TZ 5246-AA | Pipe (inlet)-F100 |
| 1 | D5TZ 5K282-C | Shield | 1 | D8TZ 5246-AB | Pipe (inlet)-F150/250 |
| 1 | D1AZ 5A231-C | Clamp (converter to muffler) | 1 | D7TZ 5E285-B | Shield-#1 |
| 1 | D8TZ 5230-AC | Muffler | 2 | D5SZ 5A231-B | Clamp (shield to inlet pipe) |
| 1 | D1AZ 5A231-C | Clamp (muffler to outlet pipe)-116" W/B | 1 | D5TZ 5E285-F | Shield-#2 |
| 1 | D5TZ 5260-T | Bracket (muffler to outlet pipe)-116" W/B | 1 | D7TZ 5E285-E | Shield-#3 |
| 1 | D1AZ 5A231-C | Clamp (muffler to outlet pipe)-133" W/B | 2 | D5SZ 5A231-A | Clamp (shield to inlet pipe) |
| 1 | D5TZ 5260-T | Bracket (outlet pipe to frame)-front-133" W/B | 1 | D5TZ 5A246-A | Bracket (inlet pipe to frame) |
| 1 | ●D5AZ 5A231-A | Clamp (outlet pipe to frame)-front | 1 | D5SZ 5A231-A | Clamp (inlet pipe to frame) |
| 1 | ▲D5AZ 5A231-B | Clamp (outlet pipe to frame)-front | 1 | D1AZ 5A231-D | Clamp (inlet pipe to converter) |
| 1 | ●D5TZ 5255-R | Pipe (outlet)-F150-133" W/B | 1 | D7TZ 5E212-B | Converter |
| 1 | ●D5TZ 5255-S | Pipe (outlet)-F100-116" W/B | 1 | D5TZ 5K282-C | Shield (converter) |
| 1 | ▲D5TZ 5255-M | Pipe (outlet)-F150-133" W/B | 2 | C4TZ 5A231-D | Clamp (shield to converter) |
| 1 | ▲D5TZ 5255-L | Pipe (outlet)-F100-116" W/B | 1 | D1AZ 5A231-D | Clamp (converter to muffler) |
| 1 | D5TZ 5260-B | Bracket (outlet pipe to frame)-rear | 1 | D8TZ 5230-AD | Muffler |
| 1 | ●D5AZ 5A231-A | Clamp (outlet pipe to frame)-rear | 1 | D5TZ 5260-T | Bracket (muffler & outlet pipe to frame)-116" W/B |
| 1 | ▲D5AZ 5A231-B | Clamp (outlet pipe to frame)-rear | 1 | D1AZ 5A231-A | Clamp (muffler & outlet pipe to frame)-116" W/B |
| PARTS LIST AND NO. 336 | | | 1 | D1AZ 5A231-A | Clamp (muffler & outlet pipe)-133" W/B |
| 1 | C6AZ 9450-D | Gasket (inlet pipe to engine) | 1 | D5TZ 5260-T | Bracket (outlet pipe to frame)-front-133" W/B |
| 1 | D7TZ 5246-M | Pipe (inlet) | 1 | ●D5AZ 5A231-B | Clamp (outlet pipe to frame)-front-133" W/B |
| 1 | D8TZ 5A246-C | Bracket (inlet pipe to frame) | 1 | ▲D5SZ 5A231-A | Clamp (outlet pipe to frame)-133" W/B |
| 1 | D5AZ 5A231-A | Clamp (inlet pipe to frame) | 1 | ●D7TZ 5255-B | Pipe (outlet)-133" W/B |
| 1 | D1AZ 5A231-C | Clamp (inlet pipe to muffler) | 1 | ▲D8TZ 5255-K | Pipe (outlet)-116" W/B |
| 1 | D8TZ 5230-CB | Muffler assy. | 1 | ▲D8TZ 5255-L | Pipe (outlet)-133" W/B |
| 1 | D1AZ 5A231-A | Clamp (muffler to outlet pipe) | 1 | ●D7TZ 5255-A | Pipe (outlet)-116" W/B |
| 1 | D7TZ 5255-AA | Pipe (outlet)-138" W/B | 1 | D5TZ 5260-B | Bracket (outlet pipe to frame)-rear |
| 1 | D7TZ 5255-Z | Pipe (outlet)-155" W/B | 1 | ●D5AZ 5A231-B | Clamp (outlet pipe to frame)-rear |
| 1 | D5AZ 5A231-B | Clamp (outlet pipe to frame)-front | 1 | ▲D5SZ 5A231-A | Clamp (outlet pipe to frame)-rear |
| 1 | D7TZ 5260-A | Bracket (outlet pipe to frame)-front | 1 | D7TZ 5263-A | Extension (outlet pipe) |
| 1 | D7TZ 5260-D | Bracket (outlet pipe to frame)-rear | 1 | D1AZ 5A231-A | Clamp (extension to outlet pipe) |
| 1 | D5AZ 5A231-B | Clamp (outlet pipe to frame)-rear | PARTS LIST NO. 339 | | |
| 1 | D7TZ 5263-A | Extension (outlet pipe) | 1 | ★ 5246 | Pipe (inlet)-serviced in muffler assy. only |
| 1 | D1AZ 5A231-A | Clamp (extension to outlet pipe) | 1 | D8TZ 5230-AJ | Muffler assy. |
| PARTS LIST NO. 337 | | | 1 | D5TZ 5260-T | Bracket (muffler & outlet pipe to frame)-116" W/B |
| 1 | D7TZ 5246-C | Pipe (inlet) | 1 | D1AZ 5A231-A | Clamp (muffler & outlet pipe to frame)-116" W/B |
| 1 | D8TZ 5A246-K | Bracket (inlet pipe to frame)-front | 1 | D1AZ 5A231-A | Clamp (muffler to outlet pipe)-133" W/B |
| 1 | D5AZ 5A231-A | Clamp (inlet pipe to frame)-front | 1 | D5TZ 5260-T | Bracket (outlet pipe to frame)-front-133" W/B |
| 1 | D1AZ 5A231-D | Clamp (inlet pipe to muffler) | 1 | ●D5AZ 5A231-B | Clamp (outlet pipe to frame)-front-133" W/B |
| 1 | D8TZ 5230-BV | Muffler | 1 | ▲D5SZ 5A231-A | Clamp (outlet pipe to frame)-133" W/B |
| 1 | D1AZ 5A231-A | Clamp (muffler to outlet pipe) | 1 | ●D7TZ 5255-B | Pipe (outlet)-133" W/B |
| 1 | ●D7TZ 5255-AA | Pipe (outlet)-138" W/B | 1 | ▲D8TZ 5255-K | Pipe (outlet)-116" W/B |
| 1 | ●D7TZ 5255-Z | Pipe (outlet)-155" W/B | 1 | ▲D8TZ 5255-L | Pipe (outlet)-133" W/B |
| 1 | ▲D8TZ 5255-A | Pipe (outlet)-138" W/B | 1 | ●D7TZ 5255-A | Pipe (outlet)-116" W/B |
| 1 | ▲D8TZ 5255-B | Pipe (outlet)-155" W/B | 1 | D5TZ 5260-B | Bracket (outlet pipe to frame)-rear |
| 1 | D7TZ 5260-A | Bracket (outlet pipe to frame)-front | 1 | ●D5AZ 5A231-B | Clamp (outlet pipe to frame)-rear |
| 1 | ●D5AZ 5A231-B | Clamp (outlet pipe to frame)-front | 1 | ▲D5SZ 5A231-A | Clamp (outlet pipe to frame)-rear |
| 1 | ▲D5SZ 5A231-A | Clamp (outlet pipe to frame)-front | 1 | D7TZ 5263-A | Extension (outlet pipe) |
| 1 | D7TZ 5260-D | Bracket (outlet pipe to frame)-rear | 1 | D1AZ 5A231-A | Clamp (extension to outlet pipe) |

1973/79
TRUCK SERIES 100/500

See Section 52.1, Page 1
For Parts Lists Instruction

EXHAUST PARTS LISTS — Cont'd

| Q T Y | PART NUMBER | DESCRIPTION | Q T Y | PART NUMBER | DESCRIPTION |
|--|----------------|---|-----------------------------|----------------|--|
| ● Not used in noise restriction areas, ▲ Used in noise restriction areas | | | | | |
| PARTS LIST NO. 340 | | | PARTS LIST NO. 343 — Cont'd | | |
| 1 | D7TZ 5246-B | Pipe (inlet) | 1 | D5TZ 5260-T | Bracket (outlet pipe to frame)-front-133" W/B |
| 1 | D7TZ 5E285-B | Shield (inlet pipe)- # 1 | 1 | D5AZ 5A231-A | Clamp (outlet pipe to frame)- front-133" W/B |
| 2 | D5SZ 5A231-A | Clamp (shield to inlet pipe) | 1 | D5TZ 5255-R | Pipe (outlet)-133" W/B |
| 1 | D8TZ 5E285-B | Shield- # 2 | 1 | D5TZ 5255-S | Pipe (outlet)-116" W/B |
| 1 | D8TZ 5E258-F | Shield- # 3 | 1 | D5TZ 5260-T | Bracket (muffler & outlet pipe to frame)- 116" W/B |
| 1 | D8TZ 5A246-K | Bracket (inlet pipe to frame) | 1 | D1AZ 5A231-C | Clamp (muffler & outlet pipe to frame)- 116" W/B |
| 1 | D5AZ 5A231-A | Clamp (inlet pipe to frame) | 1 | D5TZ 5260-B | Bracket (outlet pipe to frame)-rear |
| 1 | D1AZ 5A231-D | Clamp (inlet pipe to converter) | 1 | D5AZ 5A231-A | Clamp (outlet pipe to frame)-rear |
| 1 | D7TZ 5E212-B | Converter | 1 | D5TZ 5263-A | Extension (outlet pipe) |
| 1 | D1AZ 5A231-D | Clamp (converter to muffler) | 1 | D1AZ 5A231-C | Clamp (extension to outlet pipe) |
| 1 | D8TZ 5230-BE | Muffler | PARTS LIST NO. 344 | | |
| 1 | D7TZ 5N205-B | Bracket (muffler to frame) | 1 | D8TZ 5246-AC | Pipe (inlet) |
| 1 | D7TZ 5260-C | Bracket (muffler to frame) | 1 | D8TZ 5A246-G | Bracket (inlet pipe to frame) |
| 1 | D1AZ 5A231-D | Clamp (muffler to frame) | 1 | D1AZ 5A231-A | Clamp (inlet pipe to muffler) |
| 1 | D1AZ 5A231-A | Clamp (muffler to outlet pipe) | 1 | ▲ D8TZ 5230-BR | Muffler assy. |
| 1 | ● D7TZ 5255-AA | Pipe (outlet)-138" W/B | 1 | ● D8TZ 5230-BS | Muffler assy. |
| 1 | ● D7TZ 5255-Z | Pipe (outlet)-155" W/B | 1 | ★ 5255 | Pipe (outlet)-serviced in muffler assy. only |
| 1 | ▲ D8TZ 5255-A | Pipe (outlet)-138" W/B | 1 | D5TZ 5260-T | Bracket (outlet pipe to frame)-front |
| 1 | ▲ D8TZ 5255-B | Pipe (outlet)-155" W/B | 1 | ● D5AZ 5A231-B | Clamp (outlet pipe to frame)-front |
| 1 | D7TZ 5260-A | Bracket (outlet pipe to frame)-front | 1 | ▲ D5SZ 5A231-A | Clamp (outlet pipe to frame)-front |
| 1 | ● D5AZ 5A231-B | Clamp (outlet pipe to frame)-front | 1 | D5TZ 5260-B | Bracket (outlet pipe to frame)-rear |
| 1 | ▲ D5SZ 5A231-A | Clamp (outlet pipe to frame)-front | 1 | ● D5AZ 5A231-B | Clamp (outlet pipe to frame)-rear |
| 1 | D7TZ 5260-D | Bracket (outlet pipe to frame)-rear | 1 | ▲ D5SZ 5A231-A | Clamp (outlet pipe to frame)-rear |
| 1 | ● D5AZ 5A231-B | Clamp (outlet pipe to frame)-rear | 1 | D7TZ 5263-A | Extension (outlet pipe) |
| 1 | ▲ D5SZ 5A231-A | Clamp (outlet pipe to frame)-rear | 1 | D1AZ 5A231-A | Clamp (extension to outlet pipe) |
| 1 | D7TZ 5263-A | Extension (outlet pipe) | PARTS LIST NO. 345 | | |
| 1 | D1AZ 5A231-A | Clamp (extension to outlet pipe) | 1 | C6AZ 9450-D | Gasket (inlet pipe to engine) |
| PARTS LIST NO. 342 | | | 1 | D8TZ 5246-K | Pipe (inlet) |
| 1 | C6AZ 9450-D | Gasket (inlet pipe to engine) | 1 | D5TZ 5260-T | Bracket (inlet pipe to frame) |
| 1 | ★ 5246 | Pipe (inlet)-serviced in muffler assy. only | 1 | D5AZ 5A231-A | Clamp (inlet pipe to frame) |
| 1 | D8TZ 5230-BG | Muffler assy. | 1 | D5TZ 5E285-F | Shield (inlet pipe) |
| 1 | D5TZ 5A246-H | Bracket (inlet pipe to frame) | 1 | D7TZ 5E258-A | Shield (converter) |
| 1 | D5AZ 5A231-A | Clamp (inlet pipe to frame) | 1 | D5TZ 5K282-C | Shield (muffler) |
| 1 | D1AZ 5A231-C | Clamp (muffler to outlet pipe) | 1 | D7TZ 5E212-A | Converter |
| 1 | D8TZ 5255-N | Pipe (outlet)-136" W/B | 2 | D5AZ 5A231-A | Clamp (shield to inlet pipe) |
| 1 | D8TZ 5255-R | Pipe (outlet)-160" W/B | 1 | D1AZ 5A231-C | Clamp (inlet pipe to converter) |
| 1 | D7TZ 5260-F | Bracket (outlet pipe to frame)-front-136" W/B | 1 | D1AZ 5A231-C | Clamp (converter to muffler) |
| 1 | D5AZ 5A231-B | Clamp (outlet pipe to frame)-front-136" W/B | 2 | C4TZ 5A231-D | Clamp (shield to converter) |
| 1 | D7TZ 5260-G | Bracket (outlet pipe to frame)-front-160" W/B | 1 | D8TZ 5230-BJ | Muffler-F100 |
| 1 | D5AZ 5A231-B | Clamp (outlet pipe to frame)-front-160" W/B | 1 | D8TZ 5230-BL | Muffler-F150/250 |
| 1 | D5TZ 5260-M | Bracket (outlet pipe to frame)-rear | 1 | D5TZ 5260-T | Bracket (muffler & outlet pipe to frame)- 116" W/B |
| 1 | D5AZ 5A231-B | Clamp (outlet pipe to frame)-rear | 1 | D1AZ 5A231-C | Clamp (muffler & outlet pipe to frame)- 116" W/B |
| 1 | D5TZ 5263-A | Extension (outlet pipe) | 1 | D1AZ 5A231-C | Clamp (muffler to outlet pipe)-133" W/B |
| 1 | D1AZ 5A231-C | Clamp (extension to outlet pipe) | 1 | D5TZ 5A246-A | Bracket (outlet pipe to frame)-front- 133" W/B |
| PARTS LIST NO. 343 | | | 1 | D5AZ 5A231-A | Clamp (outlet pipe to frame)-front- 133" W/B |
| 1 | C6AZ 9450-D | Gasket (inlet pipe to engine) | 1 | D5TZ 5255-R | Pipe (outlet)-133" W/B |
| 1 | ★ 5246 | Pipe (inlet)-serviced in muffler assy. only | 1 | D5TZ 5255-S | Pipe (outlet)-116" W/B |
| 1 | D5TZ 5260-T | Bracket (inlet pipe to frame) | 1 | D5TZ 5260-B | Bracket (outlet pipe to frame)-rear |
| 1 | D5AZ 5A231-A | Clamp (inlet pipe to frame) | 1 | D5AZ 5A231-A | Clamp (outlet pipe to frame)-rear |
| 1 | D8TZ 5230-BK | Muffler assy. | 1 | D5TZ 5263-A | Extension (outlet pipe) |
| 1 | D1AZ 5A231-C | Clamp (muffler to outlet pipe)-133" W/B | 1 | D1AZ 5A231-C | Clamp (extension to outlet pipe) |

EXHAUST PARTS LISTS — Cont'd

| QTY | PART NUMBER | DESCRIPTION | QTY | PART NUMBER | DESCRIPTION |
|--|----------------|--|-----------------------------|--------------|--|
| ● Not used in noise restriction areas, ▲ Used in noise restriction areas | | | | | |
| PARTS LIST NO. 346 | | | PARTS LIST NO. 349 — Cont'd | | |
| 1 | C6AZ 9450-D | Gasket (inlet pipe to engine) | 1 | D5AZ 5A231-A | Clamp (inlet pipe to frame) |
| 1 | D5UZ 5246-B | Pipe (inlet) | 1 | D1AZ 5A231-A | Clamp (inlet pipe to muffler) |
| 1 | D1AZ 5A231-C | Clamp (inlet pipe to converter) | 1 | D7UZ 5230-G | Muffler Assy. |
| 1 | D8UZ 5E212-J | Converter | 1 | D5UZ 5260-J | Bracket (outlet pipe to frame)-front |
| 1 | D8TZ 5E258-D | Shield (converter)-lower | 1 | D5AZ 5A231-B | Clamp (outlet pipe to frame)-front |
| 1 | D9TZ 5F222-A | Shield assy. (converter)-upper | 1 | ★ 5255 | Pipe (outlet)-serviced in muffler assy. only |
| 1 | D5UZ 5A246-A | Bracket (converter to frame) | 1 | D5UZ 5260-B | Bracket (outlet pipe to frame)-rear |
| 1 | C1TT 5A231-D | Clamp (converter to frame) | 1 | D1AZ 5A231-A | Clamp (outlet pipe to frame)-rear |
| 1 | D1AZ 5A231-A | Clamp (converter to muffler) | PARTS LIST NO. 350 | | |
| 1 | D8TZ 5230-N | Muffler assy. | 1 | C6AZ 9450-D | Gasket (inlet pipe to engine) |
| 1 | D5UZ 5230-AN | Muffler assy.-E100-exc. Calif. | 1 | D8TZ 5246-N | Pipe (inlet) |
| 1 | D8UZ 5D226-A | Deflector assy. (muffler)-front | 1 | D5TZ 5A246-B | Bracket (inlet pipe to frame) |
| 1 | D8UZ 5D226-B | Deflector assy. (muffler)-rear | 1 | D5AZ 5A231-B | Clamp (inlet pipe to frame) |
| 1 | D5UZ 5260-J | Bracket (outlet pipe to frame)-front | 1 | D1AZ 5A231-A | Clamp (inlet pipe to muffler) |
| 1 | D5AZ 5A231-B | Clamp (outlet pipe to frame)-front | 1 | D8TZ 5230-F | Muffler Assy. |
| 1 | ★ 5255 | Pipe (outlet)-serviced in muffler assy. only | 1 | D5UZ 5260-J | Bracket (outlet pipe to frame)-rear |
| 1 | D9TZ 5D226-A | Deflector (outlet pipe)-upper 124" W/B | 1 | D5AZ 5A231-B | Clamp (outlet pipe to frame)-front |
| 1 | D9TZ 5D226-B | Deflector (outlet pipe)-upper 138" W/B | 1 | ★ 5255 | Pipe (outlet)-serviced in muffler assy. only |
| 1 | D5UZ 5260-B | Bracket (outlet pipe to frame)-rear | 1 | D5UZ 5260-D | Bracket (outlet pipe to frame)-rear |
| 1 | D1AZ 5A231-A | Clamp (outlet pipe to frame)-rear | 1 | D5AZ 5A231-B | Clamp (outlet pipe to frame)-rear |
| PARTS LIST NO. 347 | | | PARTS LIST NO. 351 | | |
| 1 | C6AZ 9450-D | Gasket (inlet pipe to engine) | 1 | D8TZ 5246-D | Pipe (inlet) |
| 1 | D8TZ 5246-U | Pipe (inlet) | 1 | D1AZ 5A231-D | Clamp (inlet pipe to converter) |
| 1 | D1AZ 5A231-C | Clamp (inlet pipe to converter) | 1 | D8UZ 5E212-B | Converter |
| 1 | D8UZ 5E212-F | Converter | 1 | D8TZ 5E258-C | Shield (converter) |
| 1 | D8TZ 5E258-B | Shield (converter) | 1 | D8TZ 5A246-A | Bracket (converter to frame) |
| 1 | D5TZ 5A246-G | Bracket (converter to frame) | 1 | D7UZ 5C076-A | Shield (body mount) |
| 1 | C1TT 5A231-D | Clamp (converter to frame) | 1 | C1TT 5A231-D | Clamp (converter to frame) |
| 1 | D1AZ 5A231-A | Clamp (converter to muffler) | 1 | D1AZ 5A231-C | Clamp (converter to muffler) |
| 1 | D8TZ 5230-H | Muffler assy.-E100-exc Calif | 1 | D8TZ 5230-CR | Muffler Assy. |
| 1 | D8TZ 5230-J | Muffler assy.-E100/150-Calif | 1 | D8UZ 5D226-A | Deflector assy. (muffler)-front |
| 1 | D8UZ 5D226-A | Deflector assy. (muffler)-front | 1 | D8UZ 5D226-B | Deflector assy. (muffler)-rear |
| 1 | D8UZ 5D226-B | Deflector assy. (muffler)-rear | 1 | D5UZ 5260-J | Bracket (outlet pipe to frame)-front |
| 1 | D5UZ 5260-J | Bracket (outlet pipe to frame)-front | 1 | D5SZ 5A231-A | Clamp (outlet pipe to frame)-front |
| 1 | D5AZ 5A231-B | Clamp (outlet pipe to frame)-front | 1 | ★ 5255 | Pipe (outlet)-serviced in muffler assy. only |
| 1 | ★ 5255 | Pipe (outlet)-serviced in muffler assy. only | 1 | D5UZ 5260-C | Bracket (outlet pipe to frame)-rear |
| 1 | D5UZ 5260-D | Bracket (outlet pipe to frame)-rear | 1 | D1AZ 5A231-D | Clamp (outlet pipe to frame)-rear |
| 1 | D5AZ 5A231-B | Clamp (outlet pipe to frame)-rear | PARTS LIST NO. 352 | | |
| PARTS LIST NO. 348 | | | 2 | C6AZ 9450-D | Gasket (inlet pipe to engine) |
| 1 | D5UZ 5246-E | Pipe (inlet) | 1 | D7UZ 5246-E | Pipe (inlet) |
| 1 | D5UZ 5A246-E | Bracket (inlet pipe to frame) | 1 | D1AZ 5A231-C | Clamp (inlet pipe to converter) |
| 1 | D5SZ 5A231-B | Clamp (inlet pipe to frame) | 1 | D7UZ 5E212-B | Converter |
| 1 | D1AZ 5A231-C | Clamp (inlet pipe to muffler) | 1 | D8TZ 5E258-C | Shield (converter) |
| 1 | D7UZ 5C076-A | Shield (body mount) | 1 | D7UZ 5C076-A | Shield (body mount) |
| 1 | ● D8TZ 5230-CK | Muffler assy.-E350-158" W/B-cutaway & parcel | 1 | D5UZ 5A246-B | Bracket (converter to frame) |
| 1 | ▲ D8TZ 5230-CL | Muffler assy.-E350-158" W/B-cutaway | 1 | D5SZ 5A231-A | Clamp (converter to frame) |
| 1 | D5UZ 5260-J | Bracket (outlet pipe to frame)-front | 1 | D1AZ 5A231-C | Clamp (converter to muffler) |
| 1 | D5SZ 5A231-A | Clamp (outlet pipe to frame)-front | 1 | D5UZ 5230-S | Muffler Assy. |
| 1 | ★ 5255 | Pipe (outlet)-serviced in muffler assy. only | 1 | D8UZ 5D226-A | Deflector assy. (muffler)-front |
| 1 | D5UZ 5260-C | Bracket (outlet pipe to frame)-rear | 1 | D8UZ 5D226-B | Deflector assy. (muffler)-rear |
| 1 | D1AZ 5A231-D | Clamp (outlet pipe to frame)-rear | 1 | ★ 5255 | Pipe (outlet)-serviced in muffler assy. only |
| PARTS LIST NO. 349 | | | 1 | D5UZ 5260-J | Bracket (outlet pipe to frame)-front |
| 1 | C6AZ 9450-D | Gasket (inlet pipe to engine) | 1 | D5AZ 5A231-B | Clamp (outlet pipe to frame)-front |
| 1 | D5UZ 5246-F | Pipe (inlet) | 1 | D5UZ 5260-B | Bracket (outlet pipe to frame)-rear |
| 1 | D5UZ 5A246-F | Bracket (inlet pipe to frame) | 1 | D1AZ 5A231-A | Clamp (outlet pipe to frame)-rear |

1973/79
TRUCK SERIES 100/500

See Section 52.1, Page 1
For Parts Lists Instruction

| EXHAUST PARTS LISTS — Cont'd | | | | | |
|--|---------------|--|-----------------------------|---------------|--|
| Q T Y | PART NUMBER | DESCRIPTION | Q T Y | PART NUMBER | DESCRIPTION |
| ● Not used in noise restriction areas, ▲ Used in noise restriction areas | | | | | |
| PARTS LIST NO. 353 | | | PARTS LIST NO. 356 — Cont'd | | |
| 2 | C6AZ 9450-D | Gasket (inlet pipe to engine) | 1 | D5UZ 5260-B | Bracket (outlet pipe to frame)—rear |
| 1 | D7UZ 5246-B | Pipe (inlet) | 1 | D1AZ 5A231-A | Clamp (outlet pipe to frame)—rear |
| 1 | D5UZ 5A246-E | Bracket (inlet pipe to frame) | PARTS LIST NO. 357 | | |
| 1 | D5SZ 5A231-A | Clamp (inlet pipe to frame) | 1 | D5UZ 5246-E | Pipe (inlet) |
| 1 | D1AZ 5A231-C | Clamp (inlet pipe to muffler) | 1 | D5UZ 5A246-E | Bracket (inlet pipe to frame) |
| 1 | ●D5UZ 5230-AJ | Muffler Assy.—van—bus | 1 | D5SZ 5A231-A | Clamp (inlet pipe to frame) |
| 1 | ▲D5UZ 5230-C | Muffler Assy.—van—bus | 1 | D1AZ 5A231-C | Clamp (inlet pipe to muffler) |
| 1 | ●D5UZ 5230-AE | Muffler Assy.—cutaway & panel | 1 | ●D8TZ 5230-E | Muffler Assy.—E250—van/bus—exc. Calif. |
| 1 | ▲D5UZ 5230-F | Muffler Assy.—cutaway | 1 | ▲D8TZ 5230-D | Muffler Assy.—E250—van/bus— exc. Calif. |
| 1 | D5UZ 5260-J | Bracket (outlet pipe to frame)—front | 1 | ●D8TZ 5230-CN | Muffler Assy.—E250—cutaway/parcel— exc. Calif.—E350 |
| 1 | D1AZ 5A231-A | Clamp (outlet pipe to frame)—front | 1 | ▲D8TZ 5230-CM | Muffler Assy.—E250—cutaway— exc. Calif.—E350—van/cutaway |
| 1 | ★ 5255 | Pipe (outlet)—serviced in muffler Assy. only | 1 | D5UZ 5260-J | Bracket (outlet pipe to frame)—front |
| 1 | ●D5UZ 5255-A | Pipe (outlet)—van & bus | 1 | D5SZ 5A231-A | Clamp (outlet pipe to frame)—front |
| 1 | D5UZ 5260-B | Bracket (outlet pipe to frame)—rear | 1 | ★ 5255 | Pipe (outlet)—serviced in muffler Assy. only |
| 1 | D1AZ 5A231-A | Clamp (outlet pipe to frame)—rear | 1 | D5UZ 5260-C | Bracket (outlet pipe to frame)—rear |
| PARTS LIST NO. 354 | | | 1 | D1AZ 5A231-D | Clamp (outlet pipe to frame)—rear |
| 2 | C6AZ 9450-D | Gasket (inlet pipe to engine) | PARTS LIST NO. 358 | | |
| 1 | D7UZ 5246-A | Pipe (inlet) | 1 | C6AZ 9450-D | Gasket (inlet pipe to engine) |
| 1 | D5UZ 5A246-G | Bracket (inlet pipe to frame) | 1 | D7UZ 5246-B | Pipe (inlet) |
| 1 | D5SZ 5A231-A | Clamp (inlet pipe to frame) | 1 | D5UZ 5A246-E | Bracket (inlet pipe to frame) |
| 1 | D1AZ 5A231-C | Clamp (inlet pipe to muffler) | 1 | D5SZ 5A231-A | Clamp (inlet pipe to frame) |
| 1 | ●D5UZ 5230-Y | Muffler Assy. | 1 | D1AZ 5A231-C | Clamp (inlet pipe to muffler) |
| 1 | ▲D5UZ 5230-AB | Muffler Assy. | 1 | ●D5UZ 5230-AE | Muffler Assy.—138" W/B—van—exc. Calif. |
| 1 | D5UZ 5260-J | Bracket (outlet pipe to frame)—front | 1 | ▲D5UZ 5230-F | Muffler Assy.—138" W/B—van— exc. Calif. |
| 1 | D5AZ 5A231-B | Clamp (outlet pipe to frame)—front | 1 | ●D5UZ 5230-AJ | Muffler Assy.—138" W/B—parcel—exc. Calif. |
| 1 | ★ 5255 | Pipe (outlet)—serviced in muffler Assy. only | 1 | ▲D8TZ 5230-BZ | Muffler Assy.—138" W/B—parcel— Calif. |
| 1 | D5UZ 5260-D | Bracket (outlet pipe to frame)—rear | 1 | ▲D5UZ 5230-F | Muffler Assy.—138" W/B—cutaway— exc. Calif. |
| 1 | D5AZ 5A231-B | Clamp (outlet pipe to frame)—rear | 1 | ▲D8TZ 5230-BT | Muffler Assy.—138" W/B—van & cutaway—Calif. |
| PARTS LIST NO. 355 | | | 1 | ▲D5UZ 5230-E | Muffler Assy.—158" W/B—cutaway— exc. Calif. |
| 2 | C6AZ 9450-D | Gasket (inlet pipe to engine) | 1 | ●D5UZ 5230-AJ | Muffler Assy.—158" W/B—cutaway & parcel—exc.—Calif. |
| 1 | D7UZ 5246-E | Pipe (inlet) | 1 | ▲D8TZ 5230-CA | Muffler Assy.—158" W/B—cutaway —Calif. |
| 1 | D1AZ 5A231-C | Clamp (inlet pipe to converter) | 1 | ▲D8TZ 5230-BY | Muffler Assy.—158" W/B—parcel— Calif. |
| 1 | D7UZ 5E212-D | Converter | 1 | ★ 5255 | Pipe (inlet)—serviced in muffler Assy. only |
| 1 | D8TZ 5E258-B | Shield (converter) | 1 | D5UZ 5260-J | Bracket (outlet pipe to frame)—front |
| 1 | D5UZ 5A246-G | Bracket (converter to frame) | 1 | D5AZ 5A231-A | Clamp (outlet pipe to frame)—front |
| 1 | D5SZ 5A231-A | Clamp (converter to frame) | 1 | D5UZ 5260-B | Bracket (outlet pipe to frame)—rear |
| 1 | D1AZ 5A231-C | Clamp (converter to muffler) | 1 | D1AZ 5A231-A | Clamp (outlet pipe to frame)—rear |
| 1 | D5UZ 5230-R | Muffler Assy. | 1 | ●D5UZ 5255-C | Pipe (outlet)—158" WB—cutaway & parcel—exc. Calif. |
| 1 | D8UZ 5D226-A | Deflector Assy. (muffler)—front | 1 | ●D5UZ 5255-B | Pipe (outlet)—138" WB—parcel—exc. Calif. |
| 1 | D8UZ 5D226-B | Deflector Assy. (muffler)—rear | PARTS LIST NO. 359 | | |
| 1 | D5UZ 5260-J | Bracket (outlet pipe to frame)—front | 2 | C6AZ 9450-D | Gasket (inlet pipe to engine) |
| 1 | D5AZ 5A231-B | Clamp (outlet pipe to frame)—front | 1 | 5246 | Pipe (inlet)—serviced in muffler Assy. only |
| 1 | ★ 5255 | Pipe (outlet)—serviced in muffler Assy. only | 1 | D5TZ 5A246-A | Bracket (inlet pipe to frame) |
| 1 | D5UZ 5260-D | Bracket (outlet pipe to frame)—rear | 1 | D5AZ 5A231-A | Clamp (inlet pipe to frame) |
| 1 | D5AZ 5A231-B | Clamp (outlet pipe to frame)—rear | 1 | D8TZ 5230-AT | Muffler Assy. |
| PARTS LIST NO. 356 | | | 1 | D1AZ 5A231-C | Clamp (muffler to outlet pipe) |
| 1 | C6AZ 9450-D | Gasket (inlet pipe to engine) | 1 | ●D5TZ 5255-R | Pipe (outlet) |
| 1 | D5UZ 5246-F | Pipe (inlet) | 1 | ▲D5TZ 5255-M | Pipe (outlet) |
| 1 | D5UZ 5A246-F | Bracket (inlet pipe to frame) | 1 | D5TZ 5260-T | Bracket (outlet pipe to frame)—front |
| 1 | D5AZ 5A231-A | Clamp (inlet pipe to frame) | 1 | ●D5AZ 5A231-A | Clamp (outlet pipe to frame)—front |
| 1 | D1AZ 5A231-A | Clamp (inlet pipe to muffler) | 1 | ▲D5AZ 5A231-B | Clamp (outlet pipe to frame)—front |
| 1 | D8TZ 5230-R | Muffler Assy. | 1 | D5TZ 5260-B | Bracket (outlet pipe to frame)—rear |
| 1 | D5UZ 5260-J | Bracket (outlet pipe to frame)—front | 1 | ●D5AZ 5A231-A | Clamp (outlet pipe to frame)—rear |
| 1 | D1AZ 5A231-C | Clamp (outlet pipe to frame)—front | | | |
| 1 | ★ 5255 | Pipe (outlet)—serviced in muffler Assy. only | | | |

EXHAUST PARTS LISTS — Cont'd

| Q T Y | PART NUMBER | DESCRIPTION | Q T Y | PART NUMBER | DESCRIPTION |
|--|----------------|---|-----------------------------|--------------|--|
| ● Not used in noise restriction areas, ▲ Used in noise restriction areas | | | | | |
| PARTS LIST NO. 359 — Cont'd | | | PARTS LIST NO. 363 — Cont'd | | |
| 1 | ▲ D5AZ 5A231-B | Clamp (outlet pipe to frame)—rear | 1 | D8TZ 5255-AD | Pipe (outlet) |
| 1 | D5TZ 5263-A | Extension (outlet pipe) | 1 | D7TZ 5260-F | Bracket (outlet pipe to frame)—front |
| 1 | D1AZ 5A231-C | Clamp (extension to outlet pipe) | 1 | D1AZ 5A231-D | Clamp (outlet pipe to frame)—front—Calif. |
| PARTS LIST NO. 360 | | | PARTS LIST NO. 364 | | |
| 1 | C6AZ 9450-D | Gasket (inlet pipe to engine) | 1 | D5SZ 5A231-A | Clamp (outlet pipe to frame)—front—exc. Calif. |
| 1 | ★ 5246 | Pipe (inlet)—serviced in muffler assy. only | 1 | D7TZ 5260-B | Bracket (outlet pipe to frame)—rear |
| 1 | D5TZ 5A246-H | Bracket (inlet pipe to frame) | 1 | D1AZ 5A231-D | Clamp (outlet pipe to frame)—rear—Calif. |
| 1 | D5AZ 5A231-A | Clamp (inlet pipe to frame) | 1 | D5SZ 5A231-A | Clamp (outlet pipe to frame)—rear—exc. Calif. |
| 1 | D8TZ 5230-BG | Muffler assy. | PARTS LIST NO. 364 | | |
| 1 | D1AZ 5A231-C | Clamp (muffler to outlet pipe) | 1 | C6AZ 9450-D | Gasket (inlet pipe to engine) |
| 1 | D8TZ 5255-AC | Pipe (outlet) | 1 | ★ 5246 | Pipe (inlet)—serviced in muffler assy. only |
| 1 | D7TZ 5260-G | Bracket (outlet pipe to frame)—front | 1 | D5TZ 5260-T | Bracket (inlet pipe to frame) |
| 1 | D5AZ 5A231-B | Clamp (outlet pipe to frame)—front | 1 | D5AZ 5A231-A | Clamp (inlet pipe to frame) |
| 1 | D7TZ 5260-B | Bracket (outlet pipe to frame)—rear | 1 | D8TZ 5230-BK | Muffler assy. |
| 1 | D5AZ 5A231-B | Clamp (outlet pipe to frame)—rear | 1 | D8TZ 5290-A | Shield (muffler)—upper |
| PARTS LIST NO. 361 | | | 1 | D7TZ 5255-AC | Pipe (outlet) |
| 1 | D8TZ 5246-AB | Pipe (inlet) | 1 | D8TZ 5C229-A | Shield (outlet pipe)—upper— # 1 |
| 1 | D7TZ 5E285-B | Shield— # 1 | 1 | D8TZ 5C229-B | Shield (outlet pipe)—upper— # 2 |
| 2 | D5SZ 5A231-B | Clamp (shield to inlet pipe) | 1 | D7TZ 5260-H | Bracket (muffler & outlet pipe to frame) |
| 1 | D5TZ 5E285-F | Shield— # 2 | 1 | D1AZ 5A231-C | Clamp (muffler & outlet pipe to frame) |
| 1 | D7TZ 5E285-E | Shield— # 3 | 1 | D5TZ 5260-T | Bracket (outlet pipe to frame)—front |
| 2 | D5SZ 5A231-A | Clamp (shield to inlet pipe) | 1 | D5AZ 5A231-B | Clamp (outlet pipe to frame)—front |
| 1 | D5TZ 5A246-A | Bracket (inlet pipe to frame) | 1 | D5TZ 5260-B | Bracket (outlet pipe to frame)—rear |
| 1 | D5SZ 5A231-A | Clamp (inlet pipe to frame) | 1 | D5AZ 5A231-B | Clamp (outlet pipe to frame)—rear |
| 1 | D1AZ 5A231-D | Clamp (inlet pipe to converter) | PARTS LIST NO. 365 | | |
| 1 | D7TZ 5E212-B | Converter | 1 | D8TZ 5246-AE | Pipe (inlet)—full time |
| 1 | D5TZ 5K282-C | Shield (converter) | 1 | D8TZ 5246-AD | Pipe (inlet)—part time |
| 2 | C4TZ 5A231-D | Clamp (shield to converter) | 1 | D7TZ 5E285-N | Deflector (inlet pipe) |
| 1 | D1AZ 5A231-D | Clamp (converter to muffler) | 1 | D5TZ 5A246-A | Bracket (inlet pipe to frame) |
| 1 | D8TZ 5230-AD | Muffler | 1 | D1AZ 5A231-D | Clamp (inlet pipe to frame) |
| 1 | D1AZ 5A231-A | Clamp (muffler to outlet pipe) | 1 | D1AZ 5A231-D | Clamp (inlet pipe to converter) |
| 1 | D8TZ 5255-AD | Pipe (outlet) | 1 | D5TZ 5K282-C | Shield (converter) |
| 1 | D7TZ 5260-G | Bracket (outlet pipe to frame)—front | 2 | C4TZ 5A231-D | Clamp (shield to inlet pipe) |
| 1 | D1AZ 5A231-D | Clamp (outlet pipe to frame)—front—Calif. | 1 | D7TZ 5E212-B | Converter |
| 1 | D5SZ 5A231-A | Clamp (outlet pipe to frame)—front—exc. Calif. | 1 | D1AZ 5A231-D | Clamp (converter to muffler) |
| 1 | D7TZ 5260-B | Bracket (outlet pipe to frame)—rear | 1 | D8TZ 5230-AD | Muffler |
| 1 | D1AZ 5A231-D | Clamp (outlet pipe to frame)—rear—Calif. | 1 | D8TZ 5290-A | Shield (muffler)—upper |
| 1 | D5SZ 5A231-A | Clamp (outlet pipe to frame)—rear—exc. Calif. | 1 | D8TZ 5255-AE | Pipe (outlet) |
| PARTS LIST NO. 362 | | | 1 | D8TZ 5C229-A | Shield (outlet pipe)—upper # 1 |
| 1 | ★ 5246 | Pipe (inlet)—serviced in muffler assy. only | 1 | D8TZ 5C229-B | Shield (outlet pipe)—upper # 2 |
| 1 | D8TZ 5230-AJ | Muffler assy. | 1 | D7TZ 5260-H | Bracket (muffler & outlet pipe to frame) |
| 1 | D1AZ 5A231-A | Clamp (muffler to outlet pipe) | 1 | D1AZ 5A231-A | Clamp (muffler & outlet pipe to frame) |
| 1 | D8TZ 5255-AD | Pipe (outlet) | 1 | D5TZ 5260-T | Bracket (outlet pipe to frame)—front |
| 1 | D7TZ 5260-G | Bracket (outlet pipe to frame)—front | 1 | D1AZ 5A231-D | Clamp (outlet pipe to frame)—front—Calif. |
| 1 | D1AZ 5A231-D | Clamp (outlet pipe to frame)—front—Calif. | 1 | D5SZ 5A231-A | Clamp (outlet pipe to frame)—front—exc. Calif. |
| 1 | D5SZ 5A231-A | Clamp (outlet pipe to frame)—front— exc. Calif. | 1 | D5TZ 5260-B | Bracket (outlet pipe to frame)—rear |
| 1 | D7TZ 5260-B | Bracket (outlet pipe to frame)—rear | 1 | D1AZ 5A231-D | Clamp (outlet pipe to frame)—rear—Calif. |
| 1 | D1AZ 5A231-D | Clamp (outlet pipe to frame)—rear—Calif. | 1 | D5SZ 5A231-A | Clamp (outlet pipe to frame)—rear—exc. Calif. |
| 1 | D5SZ 5A231-A | Clamp (outlet pipe to frame)—rear—exc. Calif. | PARTS LIST NO. 366 | | |
| PARTS LIST NO. 363 | | | 1 | ★ 5246 | Pipe (inlet)—serviced in muffler assy. only |
| 1 | ★ 5246 | Pipe (inlet)—serviced in muffler assy. only | 1 | D7TZ 5E285-N | Deflector (inlet pipe) |
| 1 | D8TZ 5230-CC | Muffler assy. | 1 | D5SZ 5A231-A | Clamp (inlet pipe to frame) |
| 1 | D8TZ 5A246-C | Bracket (inlet pipe to frame) | 1 | D8TZ 5A246-A | Bracket (inlet pipe to frame) |
| 1 | D5SZ 5A231-A | Clamp (inlet pipe to frame) | 1 | D7TZ 5A273-A | Shield (inlet pipe) |
| 1 | D1AZ 5A231-A | Clamp (muffler to outlet pipe) | 1 | D8TZ 5230-CS | Muffler assy. |
| | | | 1 | D8TZ 5290-A | Shield (muffler)—upper |

1973/79
TRUCK SERIES 100/500

EXHAUST PARTS LISTS — Cont'd

| Q T Y | PART NUMBER | DESCRIPTION | Q T Y | PART NUMBER | DESCRIPTION |
|--|--------------|--|-----------------------------|-----------------|---|
| ● Not used in noise restriction areas, ▲ Used in noise restriction areas | | | | | |
| PARTS LIST NO. 366 — Cont'd | | | PARTS LIST NO. 370 — Cont'd | | |
| 1 | D8TZ 5255-AE | Pipe (outlet) | 1 | D4TZ 5A231-B | Clamp (muffler support) |
| 1 | D8TZ 5C229-A | Shield (outlet pipe)- # 1 upper | 1 | D6HZ 5277-A | Bracket (muffler support) |
| 1 | D8TZ 5C229-B | Shield (outlet pipe)- # 2 upper | 1 | ★ D7HT 5A290-AA | Hanger (muffler support) |
| 1 | D7TZ 5260-H | Bracket (muffler & outlet pipe to frame) | 2 | B9TT 5A291-A | Spring |
| 1 | D1AZ 5A231-A | Clamp (muffler & outlet pipe to frame) | 1 | B5QH 5255-B | Pipe (outlet)-Cab models |
| 1 | D5TZ 5260-T | Bracket (outlet pipe to frame)-front | 1 | ★ 5255 | Pipe (outlet)-Cowl models-parts list no. 371 |
| 1 | D1AZ 5A231-D | Clamp (outlet pipe to frame)-front-Calif. | 1 | D1AZ 5A231-D | Clamp (outlet pipe to muffler) |
| 1 | D5SZ 5A231-A | Clamp (outlet pipe to frame)-front-exc. Calif. | PARTS LIST NO. 371 | | |
| 1 | D5TZ 5260-B | Bracket (outlet pipe to frame)-rear | 1 | D4TZ 5255-W | Pipe (outlet)-134" WB |
| 1 | D1AZ 5A231-D | Clamp (outlet pipe to frame)-rear-Calif. | 1 | D5TZ 5255-BJ | Pipe (outlet)-158" WB |
| 1 | D5SZ 5A231-A | Clamp (outlet pipe to frame)-rear-exc. Calif. | 1 | D4TZ 5255-AA | Pipe (outlet)-176" WB |
| PARTS LIST NO. 367 | | | 1 | ★ D1TD 5A264-AA | Support (outlet pipe) |
| 1 | C6AZ 9450-D | Gasket (inlet pipe to engine) | 1 | ★ D5TA 5A206-DA | Hanger (outlet pipe) |
| 1 | ★ 5246 | Pipe (inlet)-serviced in muffler assy. only | 1 | C4TZ 5A215-B | Clamp (outlet pipe) |
| 1 | D8TZ 5230-BG | Muffler assy. | 1 | D4TZ 5277-L | Bracket (outlet pipe) |
| 1 | D5TZ 5A246-H | Bracket (inlet pipe to frame) | 1 | ★ C2TA 5277-M | Support (outlet pipe)-rear |
| 1 | D5AZ 5A231-A | Clamp (inlet pipe to frame) | 1 | C2TZ 5260-C | Bracket (outlet pipe) |
| 1 | D1AZ 5A231-C | Clamp (muffler to outlet pipe) | 1 | C6TZ 5263-B | Pipe (outlet extension) |
| 1 | D8TZ 5255-AB | Pipe (outlet) | 1 | C3TZ 5A231-A | Clamp (extension to outlet pipe) |
| 1 | D7TZ 5260-G | Bracket (outlet pipe to frame)-front | PARTS LIST NO. 372 | | |
| 1 | D5AZ 5A231-B | Clamp (outlet pipe to frame)-front | 1 | C6AZ 9450-D | gasket (inlet pipe to engine) |
| 1 | D7TZ 5260-B | Bracket (outlet pipe to frame)-rear | 1 | D9TZ 5246-BK | Pipe (inlet)-E150-124" WB |
| 1 | D5AZ 5A231-B | Clamp (outlet pipe to frame)-rear | 1 | D9TZ 5246-AN | Pipe (inlet)-138" WB |
| PARTS LIST NO. 368 | | | 1 | D9TZ 5A246-B | Bracket (inlet pipe to frame) |
| 1 | ★ 5246 | Pipe (inlet)-serviced in muffler assy. only | 1 | D1AZ 5A231-D | Clamp (inlet pipe to frame) |
| 1 | D5TZ 5E285-K | Shield (inlet pipe) | 1 | D1AZ 5A231-A | Clamp (inlet pipe to muffler) |
| 1 | D8TZ 5A246-C | Bracket (inlet pipe to frame) | 1 | D9TZ 5230-AW | Muffler assy.-E150-124" WB |
| 1 | D5SZ 5A231-A | Clamp (inlet pipe to frame) | 1 | D9TZ 5230-AJ | Muffler assy.-E350-138" WB |
| 1 | D8TZ 5230-BH | Muffler assy. | 1 | D9TZ 5230-F | Muffler assy.-E150-138" WB |
| 1 | D1AZ 5A231-A | Clamp (muffler to outlet pipe) | 1 | D8UZ 5D226-A | Deflector assy. (muffler heat) - front |
| 1 | D8TZ 5255-AA | Pipe (outlet) | 1 | D8UZ 5D226-B | Deflector assy. (muffler heat) - rear w/o captain chairs |
| 1 | D7TZ 5260-G | Bracket (outlet pipe to frame)-front | 1 | D9UZ 5D226-A | Deflector assy. (muffler heat)-rear-with captains chairs |
| 1 | D1AZ 5A231-D | Clamp (outlet pipe to frame)-front-Calif. | 1 | ★ 5255 | Pipe (outlet)-serviced in muffler assy. only |
| 1 | D5SZ 5A231-A | Clamp (outlet pipe to frame)-front-exc. Calif. | 1 | D9TZ 5D226-A | Deflector (outlet pipe)-upper-124" W/B |
| 1 | D7TZ 5260-F | Bracket (outlet pipe to frame)-intermediate | 1 | D9TZ 5D226-B | Deflector (outlet pipe)-upper-138" W/B |
| 1 | D5SZ 5A231-A | Clamp (outlet pipe to frame)-intermediate | 1 | D9TZ 5A246-B | Bracket (outlet pipe to frame)-front |
| 1 | D7TZ 5260-B | Bracket (outlet pipe to frame)-rear | 1 | D1AZ 5A231-D | Clamp (outlet pipe to frame)-front-E150 |
| 1 | D5SZ 5A231-A | Clamp (outlet pipe to frame)-rear | 1 | D9TZ 5A231-A | Clamp (outlet pipe to frame)-front-E350 |
| PARTS LIST NO. 369 | | | 1 | D9TZ 5260-B | Bracket (outlet pipe to frame)-rear-124" WB |
| 1 | ★ 5246 | Pipe (inlet)-serviced in muffler assy. only | 1 | D5UZ 5260-B | Bracket (outlet pipe to frame)-rear-138" WB |
| 1 | D8TZ 5230-AW | Muffler assy. | PARTS LIST NO. 373 | | |
| 1 | D8TZ 5A246-C | Bracket (inlet pipe to frame) | 1 | C6AZ 9450-D | Gasket (inlet pipe to engine) |
| 1 | D5SZ 5A231-A | Clamp (inlet pipe to frame) | 1 | D9TZ 5246-M | Pipe (inlet)-E100/250 |
| 1 | D1AZ 5A231-A | Clamp (muffler to outlet pipe) | 1 | D1AZ 5A231-D | Clamp (inlet pipe to converter) |
| 1 | D8TZ 5255-AE | Pipe (outlet) | 1 | D9UZ 5E212-N | Converter-124" WB |
| 1 | D7TZ 5260-G | Bracket (outlet pipe to frame)-front | 1 | D9UZ 5E212-R | Converter-138" WB |
| 1 | D5SZ 5A231-A | Clamp (outlet pipe to frame)-front | 1 | D8TZ 5E258-B | Shield (conve-124" WB - lower |
| 1 | D7TZ 5260-F | Bracket (outlet pipe to frame)-intermediate | 1 | D8TZ 5E258-D | Shield (converter)-138" WB - lower |
| 1 | D5SZ 5A231-A | Clamp (outlet pipe to frame)-intermediate | 1 | D9TZ 5F222-A | Shield (converter)-upper |
| 1 | D7TZ 5260-B | Bracket (outlet pipe to frame)-rear | 1 | D9TZ 5A246-B | Bracket (converter to frame) |
| 1 | D5SZ 5A231-A | Clamp (outlet pipe to frame)-rear | 1 | D1AZ 5A231-D | Clamp (converter to frame)- |
| PARTS LIST NO. 370 | | | 1 | D1AZ 5A231-A | Clamp (converter to muffler) |
| 2 | C6TZ 9450-B | Gasket (inlet pipe to manifold) | 1 | D9TZ 5230-AW | Muffler assy.-E100/150-124" WB |
| 1 | ★ 5246 | Pipe (inlet)-R.H.-serviced in muffler assy. only | 1 | D9TZ 5230-F | Muffler assy.-E100/250-138" WB |
| 1 | D5TZ 5267-N | Pipe inlet-L.H. | 1 | D8UZ 5D226-A | Deflector assy. (muffler heat) - front |
| 1 | D1AZ 5A231-A | Clamp (inlet pipe to inlet pipe) | 1 | D8UZ 5D226-B | Deflector assy. (muffler heat) - rear |
| 1 | D5TZ 5230-CL | Muffler assy. | | | |

EXHAUST PARTS LISTS — Cont'd

| Q T Y | PART NUMBER | DESCRIPTION | Q T Y | PART NUMBER | DESCRIPTION |
|--|---------------|---|--------------------|---------------|---|
| ● Not used in noise restriction areas. ▲ Used in noise restriction areas | | | | | |
| PARTS LIST NO. 373 — Cont'd | | | PARTS LIST NO. 376 | | |
| 1 | ★ 5255 | Pipe (outlet)—serviced in muffler assy. only | 1 | D9TZ 5246-K | Pipe (inlet) |
| 1 | D9TZ 5D226-A | Deflector (outlet pipe)—upper—124" W/B | 1 | D1AZ 5A231-D | Clamp (inlet pipe to converter) |
| 1 | D9TZ 5D226-B | Deflector (outlet pipe)—upper—138" W/B | 1 | D9UZ 5E212-L | Converter |
| 1 | D9TZ 5A246-B | Bracket (outlet pipe to frame)—front | 1 | D8TZ 5E258-C | Shield (converter) |
| 1 | D1AZ 5A231-D | Clamp (outlet pipe to frame)—front | 1 | D9TZ 5A246-B | Bracket (converter to frame) |
| 1 | D5UZ 5260-B | Bracket (outlet pipe to frame)—rear—138" WB | 1 | D1AZ 5A231-D | Clamp (converter to frame) |
| 1 | D9TZ 5260-B | Bracket (outlet pipe to frame)—rear—124" WB | 1 | D1AZ 5A231-D | Clamp (converter to muffler) |
| 1 | D1AZ 5A231-A | Clamp (outlet pipe to frame)—rear | 1 | D9TZ 5230-AV | Muffler assy. |
| PARTS LIST NO. 374 | | | PARTS LIST NO. 377 | | |
| 1 | D9TZ 5246-AC | Pipe (inlet) | 1 | D8UZ 5D226-A | Deflector assy. (muffler heat) — front |
| 1 | D1AZ 5A231-D | Clamp (inlet pipe to converter) | 1 | D8UZ 5D226-B | Deflector assy. (muffler heat)—rear w/o captain chairs |
| 1 | D9UZ 5E212-M | Converter—124" WB | 1 | D9UZ 5D226-A | Deflector assy. (muffler heat)—rear—with captain chairs |
| 1 | D9UZ 5E212-L | Converter—138" WB | 1 | ★ 5255 | Pipe (outlet)—serviced in muffler assy. only |
| 1 | D8TZ 5E258-C | Shield (converter)—138" WB | 1 | D9TZ 5A246-B | Bracket (outlet pipe to frame)—front |
| 1 | D8TZ 5E258-B | Shield (converter)—124" WB | 1 | D1AZ 5A231-D | Clamp (outlet pipe to frame)—front |
| 1 | D9TZ 5A246-B | Bracket (converter to frame) | 1 | D5UZ 5260-B | Bracket (outlet pipe to frame)—rear |
| 1 | D1AZ 5A231-D | Clamp (converter to frame) | 1 | D1AZ 5A231-D | Clamp (outlet pipe to frame)—rear |
| 1 | D1AZ 5A231-D | Clamp (converter to muffler) | PARTS LIST NO. 378 | | |
| 1 | D9TZ 5230-AZ | Muffler—124" WB— exc. Calif. w/124" W/B w/302 eng. w/3:25 axle ratio w/auto trans. | 1 | D9TZ 5246-G | Pipe (inlet) |
| 1 | D9TZ 5230-G | Muffler—138" WB exc. Calif. w/138" W/B w/302 eng. w/3:25 axle ratio w/auto trans | 1 | D9TZ 5A246-G | Bracket (inlet pipe to frame) |
| 1 | D9TZ 5230-CA | Muffler & outlet pipe assy.—Calif. w/124" W/B w/302 eng. w/3:25 axle ratio w/auto trans. | 1 | D1AZ 5A231-D | Clamp (inlet pipe to frame) |
| 1 | D9TZ 5230-CB | Muffler & outlet pipe assy.—Calif. w/138" W/B w/302 eng. w/3:25 axle ratio w/auto trans. | 1 | D1AZ 5A231-D | Clamp (inlet pipe to muffler) |
| 1 | ★ 5255 | Pipe (outlet)—serviced in muffler assy. only | 1 | ●D9TZ 5230-AL | Muffler assy.—138" WB |
| 1 | D5UZ 5260-J | Bracket (outlet pipe to frame)—front | 1 | ▲D9TZ 5230-AM | Muffler assy.—138" WB |
| 1 | D1AZ 5A231-A | Clamp (outlet pipe to frame)—front | 1 | ●D9TZ 5230-AN | Muffler assy.—158" WB |
| 1 | D5UZ 5260-D | Bracket (outlet pipe to frame)—rear—124" WB | 1 | ▲D9TZ 5230-AR | Muffler assy.—158" WB |
| 1 | D5UZ 5260-B | Bracket (outlet pipe to frame)—rear—138" WB | 1 | ★ 5255 | Pipe (outlet)—serviced in muffler assy. only |
| 1 | D1AZ 5A231-A | Clamp (outlet pipe to frame)—rear | 1 | D9TZ 5A246-B | Bracket (outlet pipe to frame)—front |
| PARTS LIST NO. 375 | | | 1 | D1AZ 5A231-A | Clamp (outlet pipe to frame)—front |
| 1 | D9TZ 5246-F | Pipe (inlet) | 1 | D9TZ 5260-E | Bracket (outlet pipe to frame)—rear |
| 1 | D1AZ 5A231-D | Clamp (inlet pipe to converter) | 1 | D1AZ 5A231-A | Clamp (outlet pipe to frame)—rear |
| 1 | D9UZ 5E212-M | Converter—124" WB | PARTS LIST NO. 379 | | |
| 1 | D9UZ 5E212-L | Converter—138" WB | 1 | D9TZ 5246-AZ | Pipe (inlet) |
| 1 | D8TZ 5E258-B | Shield (converter)—124" WB | 1 | D9TZ 5A246-B | Bracket (inlet pipe to frame) |
| 1 | D8TZ 5E258-C | Shield (converter)—138" WB | 1 | D1AZ 5A231-D | Clamp (inlet pipe to frame) |
| 1 | D9TZ 5A246-B | Bracket (converter to frame) | 1 | D1AZ 5A231-D | Clamp (inlet pipe to muffler) |
| 1 | D1AZ 5A231-D | Clamp (converter to frame) | 1 | ▲D9TZ 5230-BM | Muffler assy.—138" WB—exc. van |
| 1 | D1AZ 5A231-D | Clamp (converter to muffler) | 1 | ▲D9TZ 5230-BT | Muffler assy.—138" WB—van |
| 1 | ●D9TZ 5230-BA | Muffler assy.—E100/150—124" WB | 1 | ▲D9TZ 5230-BN | Muffler assy.—158" WB |
| 1 | ▲D9TZ 5230-BC | Muffler assy.—E100/150—124" WB | 1 | ★ 5255 | Pipe (outlet)—serviced in muffler assy. only |
| 1 | ●D9TZ 5230-E | Muffler assy.—E100/250—138" WB | 1 | D9TZ 5A246-B | Bracket (outlet pipe to frame)—front |
| 1 | ▲D9TZ 5230-J | Muffler assy.—E100/250—138" WB | 1 | D1AZ 5A231-D | Clamp (outlet pipe to frame)—front |
| 1 | ★ 5255 | Pipe (outlet)—serviced in muffler assy. only | 1 | D5UZ 5260-B | Bracket (outlet pipe to frame)—rear |
| 1 | D9TZ 5A246-B | Bracket (outlet pipe to frame)—front | 1 | D1AZ 5A231-D | Clamp (outlet pipe to frame)—rear |
| 1 | D1AZ 5A231-A | Clamp (outlet pipe to frame)—front | PARTS LIST NO. 379 | | |
| 1 | D5UZ 5260-B | Bracket (outlet pipe to frame)—rear—138" WB | 1 | C6AZ 9450-D | Gasket (inlet pipe to engine) |
| 1 | D5UZ 5260-D | Bracket (outlet pipe to frame)—rear—124" WB | 1 | D9TZ 5246-L | Pipe (inlet)—F150/250 — — 4/W/D |
| 1 | D1AZ 5A231-A | Clamp (outlet pipe to frame)—rear | 1 | D9TZ 5246-BS | Pipe (inlet)—F100/250 — — 2/W/D |
| 1 | 1 | 1 | 1 | D5TZ 5E285-F | Deflector (inlet pipe) |
| 1 | 1 | 1 | 1 | D1AZ 5A231-C | Clamp (inlet pipe to converter) |
| 1 | 1 | 1 | 1 | D9TZ 5E212-K | Converter |
| 1 | 1 | 1 | 1 | D9TZ 5E258-B | Shield (converter) |
| 1 | 1 | 1 | 1 | D9TZ 5A246-C | Bracket (muffler to frame) |
| 1 | 1 | 1 | 1 | D1AZ 5A231-C | Clamp (converter to muffler) |
| 1 | 1 | 1 | 1 | D9TZ 5230-N | Muffler assy.—F100 4 x 2, F150 4 x 4, 116" WB |

1973/79
TRUCK SERIES 100/500

EXHAUST PARTS LISTS — Cont'd

| Q T Y | PART NUMBER | DESCRIPTION | Q T Y | PART NUMBER | DESCRIPTION |
|--|--------------|--|-----------------------------|----------------|--|
| ● Not used in noise restriction areas, ▲ Used in noise restriction areas | | | | | |
| PARTS LIST NO. 379 — Cont'd | | | PARTS LIST NO. 382 — Cont'd | | |
| 1 | D9TZ 5230-K | Muffler assy.—F100/250—133" WB | 1 | ★ 5255 | Pipe (outlet)—serviced in muffler assy. only |
| 1 | D9TZ 5A273-B | Shield (muffler) | 1 | D9TZ 5260-D | Bracket (outlet pipe to frame)—front |
| 1 | ★ 5255 | Pipe (outlet)—serviced in muffler assy. only | 1 | D1AZ 5A231-A | Clamp (outlet pipe to frame)—front |
| 1 | D9TZ 5260-A | Bracket (outlet pipe to frame)—front | 1 | D9TZ 5260-G | Bracket (outlet pipe to frame)—rear |
| 1 | D9TZ 5A231-A | Clamp (outlet pipe to frame)—front | 1 | D1AZ 5A231-A | Clamp (outlet pipe to frame)—rear |
| 1 | D9TZ 5260-G | Bracket (outlet pipe to frame)—rear | PARTS LIST NO. 383 | | |
| 1 | D9TZ 5A231-A | Clamp (outlet pipe to frame)—rear | 1 | D9TZ 5246-T | Pipe (inlet) |
| PARTS LIST NO. 380 | | | 1 | D9TZ 5A246-F | Bracket (inlet pipe to frame) |
| 1 | C6AZ 9450-D | Gasket (inlet pipe to engine) | 1 | D1AZ 5A231-D | Clamp (inlet pipe to frame) |
| 1 | D9TZ 5246-U | Pipe (inlet) | 1 | D1AZ 5A231-D | Clamp (inlet pipe to converter) |
| 1 | D9TZ 5A246-F | Bracket (inlet pipe to frame) | 1 | D9TZ 5E212-C | Converter |
| 1 | D9TZ 5A231-A | Clamp (inlet pipe to frame) | 1 | D8TZ 5E258-G | Shield (converter) |
| 1 | D1AZ 5A231-C | Clamp (inlet pipe to converter) | 1 | D1AZ 5A231-D | Clamp (converter to muffler) |
| 1 | D8TZ 5E258-F | Shield (converter) | 1 | D9TZ 5A246-E | Bracket (muffler to frame) |
| 1 | D9TZ 5E212-L | Converter | 1 | D1AZ 5A231-D | Clamp (muffler to frame) |
| 1 | D9TZ 5A246-E | Bracket (muffler to frame) | 1 | ● D9TZ 5230-AD | Muffler assy. |
| 1 | D9TZ 5A231-A | Clamp (muffler to frame) | 1 | ▲ D9TZ 5230-AC | Muffler assy. |
| 1 | D1AZ 5A231-C | Clamp (converter to muffler) | 1 | ★ 5255 | Pipe (outlet)—serviced in muffler assy. only |
| 1 | D9TZ 5230-AG | Muffler assy.—138" WB | 1 | D9TZ 5260-D | Bracket (outlet pipe to frame)—front |
| 1 | D9TZ 5230-AH | Muffler assy.—155" WB | 1 | ▲ D1AZ 5A231-D | Clamp (outlet pipe to frame)—front |
| 1 | ★ 5255 | Pipe (outlet)—serviced in muffler assy. only | 1 | ● D1AZ 5A231-A | Clamp (outlet pipe to frame)—front |
| 1 | D9TZ 5260-D | Bracket (outlet pipe to frame)—front | 1 | D9TZ 5260-G | Bracket (outlet pipe to frame)—rear |
| 1 | D9TZ 5A231-A | Clamp (outlet pipe to frame)—front | 1 | ▲ D1AZ 5A231-D | Clamp (outlet pipe to frame)—rear |
| 1 | D9TZ 5260-G | Bracket (outlet pipe to frame)—rear | 1 | ● D1AZ 5A231-A | Clamp (outlet pipe to frame)—rear |
| 1 | D9TZ 5A231-A | Clamp (outlet pipe to frame)—rear | PARTS LIST NO. 384 | | |
| PARTS LIST NO. 381 | | | 1 | D9TZ 5246-S | Pipe (inlet) |
| 2 | C6AZ 9450-D | Gasket (inlet pipe to engine) | 1 | D1AZ 5A231-D | Clamp (inlet pipe to converter) |
| 1 | D9TZ 5246-AD | Pipe (inlet) | 1 | D9TZ 5E212-D | Converter |
| 1 | D5TZ 5E285-F | Deflector (inlet pipe) | 1 | D1AZ 5A231-D | Clamp (converter to muffler) |
| 1 | D1AZ 5A231-C | Clamp (inlet pipe to converter) | 1 | ● D9TZ 5230-R | Muffler assy.—116" WB |
| 1 | D9TZ 5E212-K | Converter | 1 | ● D9TZ 5230-T | Muffler assy.—133" WB |
| 1 | D9TZ 5E258-B | Shield (converter) | 1 | ▲ D9TZ 5230-L | Muffler assy.—116" WB |
| 1 | D9TZ 5A246-C | Bracket (muffler to frame) | 1 | ▲ D9TZ 5230-U | Muffler assy.—133" WB |
| 1 | D1AZ 5A231-C | Clamp (converter to muffler) | 1 | D9TZ 5E258-B | Shield (converter) |
| 1 | D9TZ 5230-S | Muffler assy.—133" WB | 1 | D9TZ 5A273-B | Shield (muffler) |
| 1 | D9TZ 5230-M | Muffler assy.—116" WB | 1 | D9TZ 5A246-C | Bracket (muffler to frame) |
| 1 | ★ 5255 | Pipe (outlet)—serviced in muffler assy. only | 1 | ★ 5255 | Pipe (outlet)—serviced in muffler assy. only |
| 1 | D9TZ 5260-A | Bracket (outlet pipe to frame)—front | 1 | D9TZ 5260-A | Bracket (outlet pipe to frame)—front |
| 1 | D1AZ 5A231-A | Clamp (outlet pipe to frame)—front | 1 | ● D1AZ 5A231-A | Clamp (outlet pipe to frame)—front |
| 1 | D9TZ 5260-G | Bracket (outlet pipe to frame)—rear | 1 | ▲ D1AZ 5A231-D | Clamp (outlet pipe to frame)—front |
| 1 | D1AZ 5A231-A | Clamp (outlet pipe to frame)—rear | 1 | D9TZ 5260-G | Bracket (outlet pipe to frame)—rear |
| PARTS LIST NO. 382 | | | 1 | ● D1AZ 5A231-A | Clamp (outlet pipe to frame)—rear |
| 1 | C6AZ 9450-D | Gasket (inlet pipe to engine) | 1 | ▲ D1AZ 5A231-D | Clamp (outlet pipe to frame)—rear |
| 1 | D9TZ 5246-R | Pipe (inlet) | PARTS LIST NO. 385 | | |
| 1 | D9TZ 5A246-B | Bracket (inlet pipe to frame) | 1 | D9TZ 5246-AB | Pipe (inlet) |
| 1 | D9TZ 5A231-A | Clamp (inlet pipe to frame) | 1 | D1AZ 5A231-D | Clamp (inlet pipe to converter) |
| 1 | D1AZ 5A231-D | Clamp (inlet pipe to converter) | 1 | D9TZ 5E212-D | Converter |
| 1 | D9TZ 5E212-L | Converter | 1 | D9TZ 5E258-B | Shield (converter) |
| 1 | D8TZ 5E258-F | Shield (converter) | 1 | D1AZ 5A231-D | Clamp (converter to muffler) |
| 1 | D1AZ 5A231-D | Clamp (converter to muffler) | 1 | ● D9TZ 5230-R | Muffler assy.—F100—116" WB |
| 1 | D9TZ 5A246-E | Bracket (muffler to frame) | 1 | ● D9TZ 5230-T | Muffler assy.—F100/250—133" WB |
| 1 | D9TZ 5A231-A | Clamp (muffler to frame) | 1 | ▲ D9TZ 5230-L | Muffler assy.—F100—116" WB |
| 1 | D9TZ 5230-AE | Muffler assy.—155" WB | 1 | ▲ D9TZ 5230-U | Muffler assy.—F100/250—133" WB |
| 1 | D9TZ 5230-AF | Muffler assy.—138" WB | 1 | D9TZ 5A246-C | Bracket (muffler to frame) |

EXHAUST PARTS LISTS — Cont'd

| Q T Y | PART NUMBER | DESCRIPTION | Q T Y | PART NUMBER | DESCRIPTION |
|--|----------------|--|-----------------------------|----------------|--|
| ● Not used in noise restriction areas, ▲ Used in noise restriction areas | | | | | |
| PARTS LIST NO. 385 — Cont'd | | | PARTS LIST NO. 388 — Cont'd | | |
| 1 | ★ 5255 | Pipe (outlet)—serviced in muffler assy. only | 1 | ▲ D9TZ 5230-BE | Muffler assy.—138" WB |
| 1 | D9TZ 5260-A | Bracket (outlet pipe to frame)—front | 1 | ▲ D9TZ 5230-BF | Muffler assy.—155" WB |
| 1 | ▲ D1AZ 5A231-D | Clamp (outlet pipe to frame)—front | 1 | ★ 5255 | Pipe (outlet)—serviced in muffler assy. only |
| 1 | ● D1AZ 5A231-A | Clamp (outlet pipe to frame)—front | 1 | D9TZ 5260-D | Bracket (outlet pipe to frame)—front |
| 1 | D9TZ 5260-G | Bracket (outlet pipe to frame)—rear | 1 | ● D1AZ 5A231-A | Clamp (outlet pipe to frame)—front |
| 1 | ▲ D1AZ 5A231-D | Clamp (outlet pipe to frame)—rear | 1 | ▲ D1AZ 5A231-D | Clamp (outlet pipe to frame)—front |
| 1 | ● D1AZ 5A231-A | Clamp (outlet pipe to frame)—rear | 1 | D9TZ 5260-G | Bracket (outlet pipe to frame)—rear |
| PARTS LIST NO. 386 | | | PARTS LIST NO. 389 | | |
| 1 | D9TZ 5246-BR | Pipe (inlet)—F100/250 | 1 | ● D1AZ 5A231-A | Clamp (outlet pipe to frame)—rear |
| 1 | D9TZ 5246-J | Pipe (inlet)—F350 | 1 | ▲ D1AZ 5A231-D | Clamp (outlet pipe to frame)—rear |
| 1 | D9TZ 5A246-E | Bracket (inlet pipe to frame) | PARTS LIST NO. 390 | | |
| 1 | D1AZ 5A231-D | Clamp (inlet pipe to frame) | 1 | D9TZ 5246-AA | Pipe (inlet) |
| 1 | D1AZ 5A231-D | Clamp (inlet pipe to muffler) | 1 | D1AZ 5A231-D | Clamp (inlet pipe to converter) |
| 1 | ● D9TZ 5230-BV | Muffler assy.—F100/250-138" WB | 1 | D9TZ 5E212-N | Converter |
| 1 | ● D9TZ 5230-AD | Muffler assy.—F100/250-155" WB | 1 | D9TZ 5E258-B | Shield (converter) |
| 1 | ▲ D9TZ 5230-BW | Muffler assy.—F100/250-138" WB | 1 | D1AZ 5A231-D | Clamp (converter to muffler) |
| 1 | ▲ D9TZ 5230-AC | Muffler assy.—F100/250-155" WB | 1 | D9TZ 5A246-C | Bracket (muffler to frame) |
| 1 | ● D9TZ 5230-BY | Muffler assy.—F350-155" WB | 1 | ● D9TZ 5230-V | Muffler assy. |
| 1 | ▲ D9TZ 5230-BZ | Muffler assy.—F350-155" WB | 1 | ▲ D9TZ 5230-W | Muffler assy. |
| 1 | ★ 5255 | Pipe (outlet)—serviced in muffler assy. only | 1 | ★ 5255 | Pipe (outlet)—serviced in muffler assy. only |
| 1 | D9TZ 5260-D | Bracket (outlet pipe to frame)—front | 1 | D9TZ 5260-A | Bracket (outlet pipe to frame)—front |
| 1 | ▲ D1AZ 5A231-D | Clamp (outlet pipe to frame)—front | 1 | ▲ D1AZ 5A231-D | Clamp (outlet pipe to frame)—front |
| 1 | ● D1AZ 5A231-A | Clamp (outlet pipe to frame)—front | 1 | ● D1AZ 5A231-A | Clamp (outlet pipe to frame)—front |
| 1 | D9TZ 5260-G | Bracket (outlet pipe to frame)—rear | 1 | D9TZ 5260-G | Bracket (outlet pipe to frame)—rear |
| 1 | ▲ D1AZ 5A231-D | Clamp (outlet pipe to frame)—rear | 1 | ▲ D1AZ 5A231-D | Clamp (outlet pipe to frame)—rear |
| 1 | ● D1AZ 5A231-A | Clamp (outlet pipe to frame)—rear | 1 | ● D1AZ 5A231-A | Clamp (outlet pipe to frame)—rear |
| PARTS LIST NO. 387 | | | PARTS LIST NO. 391 | | |
| 1 | D9TZ 5246-H | Pipe (inlet) | 1 | C6AZ 9450-D | Gasket (inlet pipe to engine) |
| 1 | D9TZ 5A246-F | Bracket (inlet pipe to frame) | 1 | D9TZ 5246-D | Pipe (inlet) |
| 1 | D1AZ 5A231-D | Clamp (inlet pipe to frame) | 1 | D5TZ 5E285-K | Deflector |
| 1 | D1AZ 5A231-D | Clamp (inlet pipe to converter) | 1 | D9TZ 5E258-B | Shield (inlet pipe) |
| 1 | D9TZ 5E212-C | Converter | 1 | D9TZ 5A246-A | Bracket (inlet pipe to frame) |
| 1 | D8TZ 5E258-F | Shield (converter) | 1 | D9TZ 5A231-A | Clamp (inlet pipe to frame) |
| 1 | D1AZ 5A231-D | Clamp (converter to muffler) | 1 | D1AZ 5A231-C | Clamp (inlet pipe to converter) |
| 1 | D9TZ 5A246-E | Bracket (muffler to frame) | 1 | D9TZ 5E212-A | Converter |
| 1 | D1AZ 5A231-D | Clamp (muffler to frame) | 1 | D9TZ 5E258-A | Shield (converter) |
| 1 | ● D9TZ 5230-BV | Muffler assy.—F100/250-133" WB | 1 | D1AZ 5A231-C | Clamp (converter to muffler) |
| 1 | ● D9TZ 5230-AD | Muffler assy.—F100/250-155" WB | 1 | D9TZ 5A246-H | Bracket (muffler to frame) |
| 1 | ▲ D9TZ 5230-BW | Muffler assy.—F100/250-138" WB | 1 | D9TZ 5230-C | Muffler assy. |
| 1 | ▲ D9TZ 5230-AC | Muffler assy.—F100/250-155" WB | 1 | D9TZ 5290-A | Shield (muffler) |
| 1 | ★ 5255 | Pipe (outlet)—serviced in muffler assy. only | 1 | ★ 5255 | Pipe (outlet)—serviced in muffler assy. only |
| 1 | D9TZ 5260-D | Bracket (outlet pipe to frame)—front | 1 | D9TZ 5260-J | Bracket (outlet pipe to frame)—front |
| 1 | ▲ D1AZ 5A231-D | Clamp (outlet pipe to frame)—front | 1 | D1AZ 5A231-A | Clamp (outlet pipe to frame)—front |
| 1 | ● D1AZ 5A231-A | Clamp (outlet pipe to frame)—front | 1 | D9TZ 5260-E | Bracket (outlet pipe to frame)—rear |
| 1 | D9TZ 5260-G | Bracket (outlet pipe to frame)—rear | 1 | D1AZ 5A231-A | Clamp (outlet pipe to frame)—rear |
| 1 | ▲ D1AZ 5A231-D | Clamp (outlet pipe to frame)—rear | 1 | D9TZ 5C229-B | Shield (outlet pipe)—# 1—upper |
| 1 | ● D1AZ 5A231-A | Clamp (outlet pipe to frame)—rear | 1 | D7TZ 5C229-A | Shield (outlet pipe)—# 2—upper |
| PARTS LIST NO. 388 | | | PARTS LIST NO. 391 | | |
| 1 | D9TZ 5246-Y | Pipe (inlet) | 1 | D9TZ 5246-H | Pipe (inlet)—4 x 2 |
| 1 | D9TZ 5A246-F | Bracket (inlet pipe to frame) | 1 | D9TZ 5246-S | Pipe (inlet)—4 x 4 |
| 1 | D1AZ 5A231-D | Clamp (inlet pipe to frame) | 1 | D9TZ 5E285-A | Deflector |
| 1 | D1AZ 5A231-D | Clamp (inlet pipe to converter) | 1 | D9TZ 5A246-A | Bracket (inlet pipe to frame) |
| 1 | D9TZ 5E212-M | Converter | 1 | D1AZ 5A231-D | Clamp (inlet pipe to frame) |
| 1 | D1AZ 5A231-D | Clamp (converter to muffler) | 1 | D9TZ 5E258-B | Shield (inlet pipe) |
| 1 | D8TZ 5E258-F | Shield (converter) | 1 | D1AZ 5A231-D | Clamp (inlet pipe to converter) |
| 1 | ● D9TZ 5230-BH | Muffler assy.—138" WB | 1 | D9TZ 5E212-D | Converter |
| 1 | ● D9TZ 5230-BJ | Muffler assy.—155" WB | 1 | D9TZ 5E258-B | Shield (converter) |
| 1 | | | 1 | D1AZ 5A231-D | Clamp (converter to muffler) |

1973/79
TRUCK SERIES 100/500

EXHAUST PARTS LISTS — Cont'd

| Q T Y | PART NUMBER | DESCRIPTION | Q T Y | PART NUMBER | DESCRIPTION |
|--|--------------|--|--------------------|----------------|--|
| ● Not used in noise restriction areas, ▲ Used in noise restriction areas | | | | | |
| PARTS LIST NO. 391 — Cont'd | | | PARTS LIST NO. 394 | | |
| 1 | D9TZ 5A246-G | Bracket (muffler to frame)-4 x 2 | 1 | D1AZ 5A231-A | Clamp (outlet pipe to frame)-front |
| 1 | D9TZ 5A246-C | Bracket (muffler to frame)-4 X 4 | 1 | D9TZ 5260-E | Bracket (outlet pipe to frame)-rear |
| 1 | D9TZ 5230-BS | Muffler assy.-4 x 2 | 1 | D1AZ 5A231-A | Clamp (outlet pipe to frame)-rear |
| 1 | D9TZ 5230-B | Muffler assy.-4 x 4 | 1 | D7TZ 5C229-A | Shield (outlet pipe)-upper-# 2 |
| 1 | D8TZ 5290-A | Shield (muffler) | 1 | D9TZ 5C229-B | Shield (outlet pipe)-upper-# 1 |
| 1 | ★ 5255 | Pipe (outlet)-serviced in muffler assy. only | PARTS LIST NO. 395 | | |
| 1 | D9TZ 5260-A | Bracket (outlet pipe to frame)-front | 1 | D9TZ 5246-A | Pipe (inlet) |
| 1 | D1AZ 5A231-D | Clamp (outlet pipe to frame)-front | 1 | D9TZ 5A246-D | Bracket (inlet pipe to frame) |
| 1 | D9TZ 5260-G | Bracket (outlet pipe to frame)-rear-4 x 4 | 1 | D1AZ 5A231-D | Clamp (inlet pipe to frame) |
| 1 | D9TZ 5260-E | Bracket (outlet pipe to frame)-rear-4 x 2 | 1 | D1AZ 5A231-D | Clamp (inlet pipe to muffler) |
| 1 | D1AZ 5A231-D | Clamp (outlet pipe to frame)-rear | 1 | D9TZ 5230-Z | Muffler assy. |
| 1 | D9TZ 5C229-B | Shield (outlet pipe)-# 1-upper | 1 | ★ 5255 | Pipe (outlet)-serviced in muffler assy. only |
| 1 | D7TZ 5C229-A | Shield (outlet pipe)-# 2-upper | 1 | D9TZ 5260-B | Bracket (outlet pipe to frame)-front |
| PARTS LIST NO. 392 | | | 1 | D1AZ 5A231-D | Clamp (outlet pipe to frame)-front |
| 1 | D9TZ 5246-Y | Pipe (inlet) | 1 | D9TZ 5260-E | Bracket (outlet pipe to frame)-rear |
| 1 | D9TZ 5E285-A | Deflector | 1 | D1AZ 5A231-D | Clamp (outlet pipe to frame)-rear |
| 1 | D9TZ 5E258-B | Shield (inlet pipe) | 1 | D7TZ 5C229-A | Shield (outlet pipe)-upper-# 2 |
| 1 | D9TZ 5A246-A | Bracket (inlet pipe to frame) | 1 | D9TZ 5C229-B | Shield (outlet pipe)-upper-# 1 |
| 1 | D1AZ 5A231-D | Clamp (inlet pipe to frame) | PARTS LIST NO. 396 | | |
| 1 | D1AZ 5A231-D | Clamp (inlet pipe to converter) | 1 | D9TZ 5246-AG | Pipe (inlet)-136" WB |
| 1 | D9TZ 5E212-D | Converter | 1 | D9TZ 5246-AH | Pipe (inlet)-140" WB |
| 1 | D9TZ 5E258-A | Shield (converter) | 1 | D9TZ 5246-AJ | Pipe (inlet)-160" WB |
| 1 | D1AZ 5A231-D | Clamp (converter to muffler) | 1 | D9TZ 5E285-A | Deflector (inlet pipe) |
| 1 | D9TZ 5A246-G | Bracket (muffler to frame) | 1 | D9TZ 5A246-D | Bracket (inlet pipe to frame) |
| 1 | D9TZ 5230-BR | Muffler assy. | 1 | D1AZ 5A231-D | Clamp (inlet pipe to frame) |
| 1 | D9TZ 5A273-A | Shield (muffler) | 1 | D1AZ 5A231-D | Clamp (inlet pipe to muffler) |
| 1 | ★ 5255 | Pipe (outlet)-serviced in muffler assy. only | 1 | ▲ D9TZ 5230-Z | Muffler assy. |
| 1 | D9TZ 5260-J | Bracket (outlet pipe to frame)-front | 1 | ● D9TZ 5230-Y | Muffler assy. |
| 1 | D1AZ 5A231-D | Clamp (outlet pipe to frame)-front | 1 | ★ 5255 | Pipe (outlet)-serviced in muffler assy. only |
| 1 | D9TZ 5260-E | Bracket (outlet pipe to frame)-rear | 1 | D9TZ 5260-B | Bracket (outlet pipe to frame)-front |
| 1 | D1AZ 5A231-D | Clamp (outlet pipe to frame)-rear | 1 | ▲ D1AZ 5A231-D | Clamp (outlet pipe to frame)-front |
| 1 | D9TZ 5C229-B | Shield (outlet pipe)-# 1-upper | 1 | ● D1AZ 5A231-A | Clamp (outlet pipe to frame)-front |
| 1 | D7TZ 5C229-A | Shield (outlet pipe)-# 2-upper | 1 | D9TZ 5260-E | Bracket (outlet pipe to frame)-rear |
| PARTS LIST NO. 393 | | | 1 | ▲ D1AZ 5A231-D | Clamp (outlet pipe to frame)-rear |
| 1 | C6AZ 9450-D | Gasket (inlet pipe to engine) | 1 | ● D1AZ 5A231-A | Clamp (outlet pipe to frame)-rear |
| 1 | D9TZ 5246-AE | Pipe (inlet)-136" WB | PARTS LIST NO. 397 | | |
| 1 | D9TZ 5246-AF | Pipe (inlet)-160" WB | 1 | D9TZ 5246-AK | Pipe (inlet)-136" WB |
| 1 | D9TZ 5A246-D | Bracket (inlet pipe to frame) | 1 | D9TZ 5246-AL | Pipe (inlet)-140" WB |
| 1 | D9TZ 5A231-A | Clamp (inlet pipe to frame) | 1 | D9TZ 5246-AM | Pipe (inlet)-160" WB |
| 1 | D1AZ 5A231-C | Clamp (inlet pipe to muffler) | 1 | D9TZ 5E285-A | Deflector (inlet pipe) |
| 1 | D9TZ 5230-AB | Muffler assy. | 1 | D9TZ 5A246-D | Bracket (inlet pipe to frame) |
| 1 | ★ 5255 | Pipe (outlet)-serviced in muffler assy. only | 1 | D1AZ 5A231-D | Clamp (inlet pipe to frame) |
| 1 | D9TZ 5260-B | Bracket (outlet pipe to frame)-front | 1 | D1AZ 5A231-D | Clamp (inlet pipe to muffler) |
| 1 | D1AZ 5A231-A | Clamp (outlet pipe to frame)-front | 1 | ● D9TZ 5230-AT | Muffler assy. |
| 1 | D9TZ 5260-E | Bracket (outlet pipe to frame)-rear | 1 | ▲ D9TZ 5230-AU | Muffler assy. |
| 1 | D1AZ 5A231-A | Clamp (outlet pipe to frame)-rear | 1 | ★ 5255 | Pipe (outlet)-serviced in muffler assy. only |
| PARTS LIST NO. 394 | | | 1 | D9TZ 5260-B | Bracket (outlet pipe to frame)-front |
| 1 | C6AZ 9450-D | Gasket (inlet pipe to engine) | 1 | ▲ D1AZ 5A231-D | Clamp (outlet pipe to frame)-front |
| 1 | D9TZ 5246-C | Pipe (inlet) | 1 | ● D1AZ 5A231-A | Clamp (outlet pipe to frame)-front |
| 1 | D5TZ 5E285-K | Deflector | 1 | D9TZ 5260-E | Bracket (outlet pipe to frame)-rear |
| 1 | D9TZ 5A246-D | Bracket (inlet pipe to frame) | 1 | ▲ D1AZ 5A231-D | Clamp (outlet pipe to frame)-rear |
| 1 | D9TZ 5A231-A | Clamp (inlet pipe to frame) | 1 | ● D1AZ 5A231-A | Clamp (outlet pipe to frame)-rear |
| 1 | D1AZ 5A231-C | Clamp (inlet pipe to muffler) | PARTS LIST NO. 398 | | |
| 1 | D9TZ 5230-AB | Muffler assy. | 1 | D9TZ 5246-Z | Pipe (inlet) |
| 1 | ★ 5255 | Pipe (outlet)-serviced in muffler assy. only | 1 | D9TZ 5A246-F | Bracket (inlet pipe to frame) |
| 1 | D9TZ 5260-B | Bracket (outlet pipe to frame)-front | 1 | D1AZ 5A231-D | Clamp (inlet pipe to frame) |

EXHAUST PARTS LISTS — Cont'd

| QTY | PART NUMBER | DESCRIPTION | QTY | PART NUMBER | DESCRIPTION |
|--|---------------|--|-----------------------------|---------------|--|
| ● Not used in noise restriction areas, ▲ Used in noise restriction areas | | | | | |
| PARTS LIST NO. 398 | | | PARTS LIST NO. 402 — Cont'd | | |
| 1 | D1AZ 5A231-D | Clamp (inlet pipe to muffler) | 1 | ●D9TZ 5230-AD | Muffler assy. |
| 1 | ●D9TZ 5230-BG | Muffler assy. | 1 | ▲D9TZ 5230-AC | Muffler assy. |
| 1 | ▲D9TZ 5230-BD | Muffler assy. | 1 | ★ 5255 | Pipe (outlet)—serviced in muffler assy. only |
| 1 | ★ 5255 | Pipe (outlet)—serviced in muffler assy. only | 1 | D9TZ 5260-D | Bracket (outlet pipe to frame)—front |
| 1 | D9TZ 5260-D | Bracket (outlet pipe to frame)—front | 1 | ▲D1AZ 5A231-D | Clamp (outlet pipe to frame)—front |
| 1 | ●D1AZ 5A231-A | Clamp (outlet pipe to frame)—front | 1 | ●D1AZ 5A231-A | Clamp (outlet pipe to frame)—front |
| 1 | ▲D1AZ 5A231-D | Clamp (outlet pipe to frame)—front | 1 | D9TZ 5260-G | Bracket (outlet pipe to frame)—rear |
| 1 | D9TZ 5260-G | Bracket (outlet pipe to frame)—rear | 1 | ▲D1AZ 5A231-D | Clamp (outlet pipe to frame)—rear |
| 1 | ●D1AZ 5A231-A | Clamp (outlet pipe to frame)—rear | 1 | ●D1AZ 5A231-A | Clamp (outlet pipe to frame)—rear |
| 1 | ▲D1AZ 5A231-D | Clamp (outlet pipe to frame)—rear | PARTS LIST NO. 403 | | |
| PARTS LIST NO. 399 | | | 1 | C6AZ 9450-D | Gasket (inlet pipe to engine) |
| 1 | D9TZ 5246-B | Pipe (inlet) | 1 | D9TZ 5246-AV | Pipe (inlet) |
| 1 | D9TZ 5E285-A | Deflector | 1 | D9TZ 5A246-E | Bracket (inlet pipe to frame) |
| 1 | D9TZ 5A246-A | Bracket (inlet pipe to frame) | 1 | D9TZ 5A231-A | Clamp (inlet pipe to frame) |
| 1 | D1AZ 5A231-D | Clamp (inlet pipe to frame) | 1 | D1AZ 5A231-C | Clamp (inlet pipe to muffler) |
| 1 | D1AZ 5A231-D | Clamp (inlet pipe to muffler) | 1 | D9TZ 5230-AG | Muffler assy.—138" WB |
| 1 | D9TZ 5230-AU | Muffler assy. | 1 | D9TZ 5230-AH | muffler assy.—155" WB |
| 1 | ★ 5255 | Pipe (outlet)—serviced in muffler assy. only | 1 | ★ 5255 | Pipe (outlet)—serviced in muffler assy. only |
| 1 | D9TZ 5260-B | Bracket (outlet pipe to frame)—front | 1 | D9TZ 5260-D | Bracket (outlet pipe to frame)—front |
| 1 | D1AZ 5A231-D | Clamp (outlet pipe to frame)—front | 1 | D9TZ 5A231-A | Clamp (outlet pipe to frame)—front |
| 1 | D9TZ 5260-E | Bracket (outlet pipe to frame)—rear | 1 | D9TZ 5260-G | Bracket (outlet pipe to frame)—rear |
| 1 | D1AZ 5A231-D | Clamp (outlet pipe to frame)—rear | 1 | D9TZ 5A231-A | Clamp (outlet pipe to frame)—rear |
| 1 | D9TZ 5C229-B | Shield (outlet pipe)—# 1 upper | PARTS LIST NO. 404 | | |
| 1 | D7TZ 5C229-A | Shield (outlet pipe)—# 2 upper | 1 | C6AZ 9450-D | Gasket (inlet pipe to engine) |
| PARTS LIST NO. 400 | | | 1 | D9TZ 5246-AS | Pipe (inlet) — — 4/W/D |
| 1 | D9TZ 5246-AR | Pipe (inlet) | 1 | D9TZ 5246-BT | Pipe (inlet) — — 2/W/D |
| 1 | D1AZ 5A231-D | Clamp (inlet pipe to muffler) | 1 | D1AZ 5A231-C | Clamp (inlet pipe to muffler) |
| 1 | ●D9TZ 5230-R | Muffler assy.—F100-116" WB | 1 | D9TZ 5A246-C | Bracket (muffler to frame) |
| 1 | ●D9TZ 5230-T | Muffler assy.—F100/250-133" WB | 1 | D9TZ 5230-AB | Muffler assy. |
| 1 | ▲D9TZ 5230-L | Muffler assy.—F100-116" WB | 1 | ★ 5255 | Pipe (outlet)—serviced in muffler assy. only |
| 1 | ▲D9TZ 5230-U | Muffler assy.—F100/250-133" WB | 1 | D9TZ 5260-B | Bracket (outlet pipe to frame)—front |
| 1 | ★ 5255 | Pipe (outlet)—serviced in muffler assy. only | 1 | D1AZ 5A231-A | Clamp (outlet pipe to frame)—front |
| 1 | D9TZ 5260-A | Bracket (outlet pipe to frame)—front | 1 | D9TZ 5260-E | Bracket (outlet pipe to frame)—rear |
| 1 | D1AZ 5A231-D | Clamp (outlet pipe to frame)—front | 1 | D1AZ 5A231-A | Clamp (outlet pipe to frame)—rear |
| 1 | D9TZ 5260-G | Bracket (outlet pipe to frame)—rear | PARTS LIST NO. 405 | | |
| 1 | D1AZ 5A231-D | Clamp (outlet pipe to frame)—rear | 1 | D9TZ 5246-BA | Pipe (inlet) |
| PARTS LIST NO. 401 | | | 1 | D1AZ 5A231-C | Clamp (inlet pipe to muffler) |
| 1 | D9TZ 5246-AT | Pipe (inlet) | 1 | D1AZ 5A231-C | Clamp (muffler to frame) |
| 1 | D9TZ 5A246-C | Bracket (muffler to frame) | 1 | D9TZ 5A246-E | Bracket (muffler to frame) |
| 1 | D1AZ 5A231-D | Clamp (inlet pipe to muffler) | 1 | D9TZ 5230-AF | Muffler—138" W/B |
| 1 | ●D9TZ 5230-R | Muffler assy.—116" WB | 1 | D9TZ 5230-AE | Muffler—155" W/B |
| 1 | ●D9TZ 5230-T | Muffler assy.—133" WB | 1 | ★5255 | Pipe (outlet)—serviced in muffler assy. only |
| 1 | ▲D9TZ 5230-L | Muffler assy.—116" WB | 1 | D1AZ 5A231-A | Clamp (outlet pipe to frame)—front |
| 1 | ▲D9TZ 5230-U | Muffler assy.—133" WB | 1 | D9TZ 5260-D | Bracket (outlet pipe to frame)—front |
| 1 | ★ 5255 | Pipe (outlet)—serviced in muffler assy. only | 1 | D1AZ 5A231-A | Clamp (outlet pipe to frame)—rear |
| 1 | D9TZ 5260-A | Bracket (outlet pipe to frame)—front | 1 | D9TZ 5260-G | Bracket (outlet pipe to frame)—rear |
| 1 | ●D1AZ 5A231-A | Clamp (outlet pipe to frame)—front | PARTS LIST NO. 406 | | |
| 1 | ▲D1AZ 5A231-D | Clamp (outlet pipe to frame)—front | 1 | D9TZ 5246-BB | Pipe (inlet) |
| 1 | D9TZ 5260-G | Bracket (outlet pipe to frame)—rear | 1 | D1AZ 5A231-C | Clamp (inlet pipe to muffler) |
| 1 | ●D1AZ 5A231-A | Clamp (outlet pipe to frame)—rear | 1 | D9TZ 5A246-C | Bracket (muffler to frame) |
| 1 | ▲D1AZ 5A231-D | Clamp (outlet pipe to frame)—rear | 1 | D9TZ 5230-S | Muffler assy.—133" W/B |
| PARTS LIST NO. 402 | | | 1 | D9TZ 5230-M | Muffler assy.—116" W/B |
| 1 | D9TZ 5246-BC | Pipe (inlet) | 1 | ★5255 | Pipe (outlet)—serviced in muffler assy. only |
| 1 | D1AZ 5A231-D | Clamp (inlet pipe to muffler) | 1 | D9TZ 5260-A | Bracket (outlet pipe to frame)—front |
| 1 | D9TZ 5A246-E | Bracket (muffler to frame) | 1 | D1AZ 5A231-A | Clamp (outlet pipe to frame)—front |
| 1 | D1AZ 5A231-D | Clamp (muffler to frame) | 1 | D9TZ 5260-G | Bracket (outlet pipe to frame)—rear |
| | | | 1 | D1AZ 5A231-A | Clamp (outlet pipe to frame)—rear |

EXHAUST PARTS LISTS — Cont'd

| Q T Y | PART NUMBER | DESCRIPTION | Q T Y | PART NUMBER | DESCRIPTION |
|--|---------------|--|-----------------------------|--------------|--|
| ● Not used in noise restriction areas, ▲ Used in noise restriction areas | | | | | |
| PARTS LIST NO. 408 | | | PARTS LIST NO. 411 — Cont'd | | |
| 1 | D9TZ 5246-BD | Pipe (inlet) | 1 | ●D9TZ 5230-E | Muffler assy.—138" W/B |
| 1 | D1AZ 5A231-D | Clamp (inlet pipe to muffler) | 1 | ▲D9TZ 5230-J | Muffler assy.—138" W/B |
| 1 | D9TZ 5A246-E | Bracket (inlet pipe to frame) | 1 | ★5255 | Pipe (outlet)—serviced in muffler assy. only |
| 1 | ●D9TZ 5230-BH | Muffler assy.—138" W/B | 1 | D5UZ 5260-J | Bracket (outlet pipe to frame)—front |
| 1 | ●D9TZ 5230-BJ | Muffler assy.—155" W/B | 1 | D1AZ 5A231-A | Clamp (outlet pipe to frame)—front |
| 1 | ▲D9TZ 5230-BE | Muffler assy.—138" W/B | 1 | D5UZ 5260-B | Bracket (outlet pipe to frame)—rear—138" W/B |
| 1 | ▲D9TZ 5230-BF | Muffler assy.—155" W/B | 1 | D5UZ 5260-D | Bracket (outlet pipe to frame)—rear—124" W/B |
| 1 | ★5255 | Pipe (outlet)—serviced in muffler assy. only | 1 | D1AZ 5A231-A | Clamp (outlet pipe to frame)—rear |
| 1 | ●D1AZ 5A231-A | Clamp (outlet pipe to frame)—front | PARTS LIST NO. 412 | | |
| 1 | ▲D1AZ 5A231-D | Clamp (outlet pipe to frame)—front | 1 | C6AZ 9450-D | Gasket (inlet pipe to engine) |
| 1 | D9TZ 5260-D | Bracket (outlet pipe to frame)—front | 1 | D9TZ 5246-BL | Pipe (inlet) |
| 1 | ●D1AZ 5A231-A | Clamp (outlet pipe to frame)—rear | 1 | D9TZ 5A246-A | Bracket (inlet pipe to frame) |
| 1 | ▲D1AZ 5A231-D | Clamp (outlet pipe to frame)—rear | 1 | D1AZ 5A231-C | Clamp (inlet pipe to frame) |
| 1 | D9TZ 5260-G | Bracket (outlet pipe to frame)—rear | 1 | D1AZ 5A231-C | Clamp (inlet pipe to muffler) |
| PARTS LIST NO. 409 | | | 1 | D9TZ 5230-C | Muffler assy. |
| 1 | D9TZ 5246-BE | Pipe (inlet) | 1 | ★5255 | Pipe (outlet)—serviced in muffler assy. only |
| 1 | D1AZ 5A231-D | Clamp (inlet pipe to frame) | 1 | D9TZ 5260-J | Bracket (outlet pipe to frame)—front |
| 1 | D9TZ 5A246-D | Bracket (inlet pipe to frame) | 1 | D1AZ 5A231-C | Clamp (outlet pipe to frame)—front |
| 1 | D1AZ 5A231-A | Clamp (inlet pipe to muffler) | 1 | D9TZ 5260-E | Bracket (outlet pipe to frame)—rear |
| 1 | ●D9TZ 5230-V | Muffler assy. | 1 | D1AZ 5A231-C | Clamp (outlet pipe to frame)—rear |
| 1 | ▲D9TZ 5230-W | Muffler assy. | 1 | D7TZ 5C229-A | Shield (outlet pipe)—upper |
| 1 | ★5255 | Pipe (outlet)—serviced in muffler assy. only | PARTS LIST NO. 413 | | |
| 1 | ●D1AZ 5A231-A | Clamp (outlet pipe to frame)—front | 1 | D9TZ 5246-BM | Pipe (inlet)—351-400 engine |
| 1 | ▲D1AZ 5A231-D | Clamp (outlet pipe to frame)—front | 1 | D9TZ 5246-BN | Pipe (inlet)—460 engine |
| 1 | D9TZ 5260-B | Bracket (outlet pipe to frame)—front | 1 | D9TZ 5A246-A | Bracket (inlet pipe to frame) |
| 1 | ●D1AZ 5A231-A | Clamp (outlet pipe to frame)—rear | 1 | D1AZ 5A231-D | Clamp (inlet pipe to frame) |
| 1 | ▲D1AZ 5A231-D | Clamp (outlet pipe to frame)—rear | 1 | D1AZ 5A231-D | Clamp (inlet pipe to muffler) |
| 1 | D9TZ 5260-E | Bracket (outlet pipe to frame)—rear | 1 | D9TZ 5230-BS | Muffler assy.—351-400 engine |
| PARTS LIST NO. 410 | | | 1 | D9TZ 5230-BR | Muffler assy.—460 engine |
| 1 | D9TZ 5246-BG | Pipe (inlet)—124" W/B | 1 | ★5255 | Pipe (outlet)—serviced in muffler assy. only |
| 1 | D9TZ 5246-BH | Pipe (inlet)—138" W/B | 1 | D9TZ 5260-J | Bracket (outlet pipe to frame)—front |
| 1 | D9TZ 5A246-B | Bracket (inlet pipe to frame) | 1 | D1AZ 5A231-D | Clamp (outlet pipe to frame)—front |
| 1 | D1AZ 5A231-A | Clamp (inlet pipe to frame) | 1 | D9TZ 5260-E | Bracket (outlet pipe to frame)—rear |
| 1 | D1AZ 5A231-A | Clamp (inlet pipe to muffler) | 1 | D1AZ 5A231-D | Clamp (outlet pipe to frame)—rear |
| 1 | D9TZ 5230-AZ | Muffler assy.—124" W/B | 1 | D7TZ 5C229-A | Shield (outlet pipe)—upper |
| 1 | D9TZ 5230-G | Muffler assy.—138" W/B | PARTS LIST NO. 414 | | |
| 1 | ★5255 | Pipe (outlet)—serviced in muffler assy. only | 1 | D9TZ 5246-S | Pipe (inlet) |
| 1 | D5UZ 5260-J | Bracket (outlet pipe to frame)—front | 2 | D9TZ 5E258-B | Shield (inlet pipe) |
| 1 | D1AZ 5A231-A | Clamp (outlet pipe to frame)—front | 1 | D1AZ 5A231-D | Clamp (inlet pipe to converter) |
| 1 | D5UZ 5260-D | Bracket (outlet pipe to frame)—rear—124" W/B | 1 | D9TZ 5E212-C | Converter |
| 1 | D5UZ 5260-B | Bracket (outlet pipe to frame)—rear—138" W/B | 1 | D1AZ 5A231-D | Clamp (converter to muffler) |
| 1 | D1AZ 5A231-A | Clamp (outlet pipe to frame)—rear | 1 | D9TZ 5290-A | Shield (muffler) |
| PARTS LIST NO. 411 | | | 1 | D9TZ 5A246-C | Bracket (muffler to frame) |
| 1 | D9TZ 5246-BJ | Pipe (inlet)—124" W/B | 1 | D9TZ 5230-B | Muffler & outlet pipe assy. |
| 1 | D9TZ 5246-G | Pipe (inlet)—138" W/B | 1 | ★5255 | Pipe (outlet)—serviced in muffler assy. only |
| 1 | D9TZ 5A246-B | Bracket (inlet pipe to frame) | 1 | D9TZ 5260-A | Bracket (outlet pipe to frame)—front |
| 1 | D1AZ 5A231-D | Clamp (inlet pipe to frame) | 1 | D1AZ 5A231-D | Clamp (outlet pipe to frame)—front |
| 1 | D1AZ 5A231-A | Clamp (inlet pipe to muffler) | 1 | D9TZ 5260-F | Bracket (outlet pipe to frame)—rear |
| 1 | ●D9TZ 5230-BA | Muffler assy.—124" W/B | 1 | D1AZ 5A231-D | Clamp (outlet pipe to frame)—rear |
| 1 | ▲D9TZ 5230-BC | Muffler assy.—124" W/B | 1 | D8TZ 5C229-A | Shield (outlet pipe)— # 1 upper |
| | | | 1 | D9TZ 5C229-A | Shield (outlet pipe)— # 2 upper |

EXHAUST PARTS LISTS — Cont'd

| Q T Y | PART NUMBER | DESCRIPTION | Q T Y | PART NUMBER | DESCRIPTION |
|--|--------------|---|--------------------|----------------|----------------------------------|
| ● Not used in noise restriction areas, ▲ Used in noise restriction areas | | | | | |
| PARTS LIST NO. 415 | | | PARTS LIST NO. 416 | | |
| 1 | D4TZ 5246-AE | Pipe (inlet) | 1 | D4TZ 5255-W | Pipe (outlet)-w/134" W/B |
| 1 | D5HZ 5A231-C | Clamp (inlet pipe to muffler) | 1 | D4TZ 5255-V | Pipe (outlet)-w/156" W/B |
| 1 | D4TZ 5230-L | Muffler | 1 | D5TZ 5255-BJ | Pipe (outlet)-w/158" W/B |
| 1 | D4TZ 5A231-B | Clamp (muffler support) | 1 | D4TZ 5255-AA | Pipe (outlet)-w/176" W/B |
| 1 | ★5A290 | Hanger (muffler support) | 1 | ★D1TD 5A264-AA | Support (outlet pipe) |
| 1 | D4TZ 5277-M | Bracket (muffler support) | 1 | ★D5TA 5A206-DA | Hanger (outlet pipe) |
| 2 | B9TT 5A291-A | Spring (muffler support bracket) | 1 | C4TZ 5A215-B | Clamp (outlet pipe) |
| 1 | B5QH 5255-B | Pipe (outlet)-Cab models only | 1 | D4TZ 5277-L | Bracket (outlet pipe) |
| 1 | ★5255 | Pipe (outlet)-Cowl models-refer to Parts List No. 416 | 1 | ★C2TA 5277-M | Support (outlet pipe) |
| 1 | D1AZ 5A231-D | Clamp (outlet pipe to muffler) | 1 | C2TZ 5260-C | Bracket (outlet pipe) |
| | | | 1 | C6TZ 5263-B | Pipe (outlet extension)-B Series |
| | | | 1 | C3TZ 5A231-A | Clamp (outlet pipe to extension) |

**1973/79
TRUCK SERIES 100/500**

| YEAR | MODEL/RESTRICTIONS | PART NUMBER | DESCRIPTION | QTY. |
|--|---|-------------------|--|------|
| 5B300 RETAINER (FRONT SPRING MOUNTING)-Also refer to group 5A306-7 | | | | |
| 73/74 | E100/300 | C8UZ 5B305-A | Upper | 2 |
| 73 | F100 -- 2/W/D,F250 | D5TZ 5B300-A | Upper | 2 |
| 74 | -- 2/W/D with 6200 and 6900 G.V.W. F100,F250(regular cab) -- 2/W/D with 6200 G.V.W. and 6900 G.V.W. w/o 8 cyl. 460 | | | 2 |
| 75/ | F100/150 -- 2/W/D "Before Ser. X00,001" | | | 2 |
| 75/ | F250(regular cab) -- 2/W/D with 6200 and 6900 lb. G.V.W. | | | 2 |
| | | 359266-S | (BB-157)-bolt (retainer to housing)- 3/8"-16 x 1 1/4" | 2 |
| 75/ | F100/150 -- 2/W/D "From Ser. X00,001" | D5TZ 5B300-A | Upper | 2 |
| 75/ | E100/350 | D5UZ 5B300-A | Upper | 2 |
| 73/ | E100/350 | C6TZ 5B300-E | Lower | 2 |
| 73 | F250 -- 2/W/D with 7500 and 8100 G.V.W. | D2TZ 5B300-B | Upper | 2 |
| 74 | F250(regular cab) -- 2/W/D with 6900 G.V.W. and 8 cyl. 460 and 7500 or 8100 G.V.W. | | | 2 |
| 74/ | F250(super cab) -- 2/W/D | | | 2 |
| 75/ | F250(regular cab) -- 2/W/D with 7500 and 8100 lb. G.V.W. | | | 2 |
| 74/ | F250(crew cab) -- 2/W/D | | | 2 |
| 73/ | F350 | | | 2 |
| | | 354135-S2 | (BB-155-A)-bolt (retainer to housing)-3/8"-16 x 1" | 2 |
| | | 34807-S2 | (X-66)-washer-flat 3/8" | 2 |
| | | 383406-S2 | (MM-173-MY)-nut-3/8" | 2 |
| 73/75 | F100/150 -- 4/W/D | C6TZ 5B300-A | Upper | 2 |
| | | C6TZ 5B300-C | Lower | 2 |
| 76/ | F100/150 -- 4/W/D | D6TZ 5B300-A | Upper | 2 |
| 76/77 | F100/150 -- 4/W/D | D6TZ 5B300-B | Lower | 2 |
| | | 20388-S2 | (B-80)-bolt (retainer to housing)-3/8"-16 x 1" | 4 |
| | | 34807-S2 | (X-66)-washer-flat-3/8" | 2 |
| | | 383406-S2 | (MM-173-MY)-nut-3/8" | 2 |
| 78/ | F150 -- 4/W/D | D8TZ 5B300-A | Lower | 2 |
| 5304 SHACKLE KIT (FRONT SPRING)-Refer to group 5630 for rear spring shackle kit | | | | |
| 73/77 | P350/500 | B3TZ 5304-A | Front of front | 2 |
| | Consists of 1-21T 5465 Stud 1-21C 5781-A Bushing 1-33987-S18 Nut 1-72071-S Cotter pin | | | |
| 73/77 | P350/500 -- exc. 154" W/B | B3TZ 5304-E | Rear of front | 2 |
| | Consists of 1-C6TA 5K316-A Shackle assy. 1-21C 5781-A Bushing 2-33987-S18 Nut 1-C6TA 5468-A Bar 1-21C 5791-A Bushing 2-72071-S Cotter pin | | | |
| 73/77 | P500 -- with 154" W/B | B7TZ 5304-E | Rear of front | 2 |
| 73/76 | M450/500 | | | 2 |
| | Consists of 1-C6TA 5K316-D Shackle assy. 1-21C 5781-A Bushing 2-33987-S18 Nut 1-C6TA 5468-D Bar 1-615791-A Bushing 2-71071-S Cotter pin | | | |
| 5B305 Refer to group 5B300 | | | | |
| 5A306-7 HOUSING ASSY. (FRONT SPRING AND SHOCK ABSORBER) | | | | |
| 75/76 | E100/150 | (RH) D5UZ 5A307-A | (LH) D5UZ 5A307-C | 1 |
| 77 | E100/150 | (RH) D8TZ 5A307-D | (LH) D7UZ 5A307-A | 1 |
| 78/ | E100/150(exc. L78 x 15 tires) | (RH) D7UZ 5A307-B | (LH) D7UZ 5A307-A | 1 |
| 78/ | E100/150(L78 x 15 tires) | (RH) D8TZ 5A307-D | (LH) D8TZ 5A307-C | 1 |
| 75/ | E250/350 | (RH) D5UZ 5A307-B | (LH) D5UZ 5A307-D | 1 |

1973/79
TRUCK SERIES 100/500

| YEAR | MODEL/RESTRICTIONS | PART NUMBER | DESCRIPTION | QTY. |
|---|--|----------------|--|------|
| 5A306-7 HOUSING ASSY. (FRONT SPRING AND SHOCK ABSORBER) — Cont'd | | | | |
| 73/74 | F100 -- 2/W/D | C6TZ 5A306-C | | 2 |
| 73 | F250 -- 2/W/D-- with 6200 and 6900 G.V.W. | | | |
| 74 | F250(regular cab) -- 2/W/D with 6200 G.V.W. and 6900 G.V.W. w/o 8 cyl. 460 | | | 2 |
| 75/ | F100/150 -- 2/W/D | | | 2 |
| 75/ | F250(regular cab) -- 2/W/D with 6200 and 6900 lb. G.V.W. | | | 2 |
| 73 | F250(regular cab) -- 2/W/D with 7500 and 8100 G.V.W. | D4TZ 5A306-A | | 2 |
| 74 | F250(regular cab) -- 2/W/D with 6900 G.V.W. and 8 cyl. 460 and 7500 or 8100 G.V.W. | | | 2 |
| 75/ | F250(regular cab) -- 2/W/D with 7500 or 8100 lb. G.V.W. | | | 2 |
| 74/ | F250 (super cab) -- 2/W/D | | | 2 |
| 74/ | F250 (crew cab) -- 2/W/D | | | 2 |
| 73/ | F350 | | | 2 |
| 73/75 | F100 -- 4/W/D | D6TZ 5A306-B | R.H. incl. shock abs. bracket | 1 |
| | | D6TZ 5A306-A | L.H. incl. shock abs. bracket | 1 |
| 76/ | F100/150 -- 4/W/D | D6TZ 5A306-A | L.H. | 1 |
| | | D6TZ 5A306-B | R.H. | 1 |
| | | 56161-S2 | (B-320-U) bolt (housing to frame)- 7/16"-14 x 1 1/4" | 4 |
| | | 382400-S2 | (MM-173-BF) nut-7/16"-14 | 4 |
| 5A307 SEAT ASSY. (FRONT SPRING) | | | | |
| 73/74 | E100/200 | C8UZ 5A307-A | 1 5/16" dia.-center hole | 2 |
| 74 | E300 | | | 2 |
| 73/74 | E300 | ★ C8UZ 5A307-B | 1 1/16" dia.-center hole | 2 |
| 75/ | E100/350 | D4TZ 5A307-A | Lower | 2 |
| | | C6TZ 5B300-E | Upper | 2 |
| 73/75 | F100 -- 4/W/D | D1TZ 5A307-A | | 2 |
| 76/77 | F100/150 -- 4/W/D | D6TZ 5A307-A | Upper - L.H. | 1 |
| | | D6TZ 5A307-B | Upper - R.H. | 1 |
| | | D6TZ 5A307-C | Lower | 2 |
| 78/ | F150 -- 4/W/D | D8TZ 5A307-A | Upper | 2 |
| | | D8TZ 5A307-B | Lower | 2 |
| 73/ | F100/250 -- 2/W/D | C6TZ 5B300-E | Upper | 2 |
| 74/ | F350 | | | 2 |
| 73 | F350 | C7TZ 5A349-A | Upper | 2 |
| 73 | F100/250 -- 2/W/D | C5TZ 5A307-A | Lower | 2 |
| | F350 | C7TZ 5A307-B | Lower | 2 |
| 74/ | F100/250 -- 2/W.D, F350 | D4TZ 5A307-A | Lower | 2 |
| 75/ | F100/350 | 385795-S2 | (XX-280G) Spacer 1/4" thick - 3 1/4" O.D. - 1 1/3" I.D. | 2 |
| 5B306 SUPPORT (FRONT SPRING) | | | | |
| 73 | E100/200 | D1TZ 5B306-A | | 2 |
| 74 | E100/200 | ★ D4UZ 5B306-A | | 2 |

HOW TO FIND A FRONT SPRING PART NUMBER

A. COIL SPRINGS

1. Use the Model Application Chart
 - a. Determine the year, model and G.V.W. of the truck. (G.V.W. can be found on the vehicle warranty plate).
 - b. Determine the wire diameter and/or color coding of both front springs.
 - c. Refer to the Model Application Chart (starting on page 5 of this section) to determine which spring set is installed and the corresponding service part numbers.
 - d. If a spring replacement is required, order the correct spring as shown in the vehicle spring set.
 - e. If a higher capacity spring set is required, order the springs shown with the next higher rating at the ground. Do not install higher capacity spring sets on F350 or Econoline Club Wagon vehicles.
2. Use the Front Spring Cross-Reference Chart
 - a. When a production identification tag (located on the third coil from the bottom) or a stamping number is available, for quick reference of service part numbers refer to the Front Spring Cross-Reference Chart which follows.

B. LEAF SPRINGS

1. Use the Spring Identification Marking
 - a. Find the stamped number which appears on the spring.
 - b. Refer to the Cross-Reference Chart starting (below) to determine the correct service part number.
 - c. After locating a service part number, refer to group 5313 for available leaves.
 - d. The identification marking also appears in the Model Application Chart (on page 5).
2. Use the Front Spring and U-Bolt Model Application Chart
 - a. Determine the year and model of the truck. (In addition, it may be necessary to know the number of leaves or the spring identification marking).
 - b. Refer to the Model Application Chart (starting on page 5 of this section) to determine the correct service part number for the spring and u-bolt.
 - c. After locating a service part number, refer to group 5313 for available spring leaves.
3. Use the Size Chart
 - a. Refer to the size chart and determine the correct service part number by using the spring "type" and dimensions shown.
 - b. After locating a service part number, refer to group 5313 for available leaves.

C. SPRING RATING

They are (1) rating at the pad, and (2) rating at the ground. Both ratings are expressed in pounds.

(Rating at Pad:) This figure represents the amount of weight above the pad which can actually be supported by the springs. This incl. the chassis, body and payload weights.

(Rating at Ground:) This figure incl. the rating at pad plus the weight of components between the spring pad and ground. These components incl. axle, brakes, tires and wheels.

1973/79
TRUCK SERIES 100/500

FRONT SPRING CROSS-REFERENCE CHART

| IDENTIFICATION | SERVICE PART NUMBER | IDENTIFICATION | SERVICE PART NUMBER |
|----------------|---------------------|----------------|---------------------|
| C7TA 5310-E | C7TZ 5310-J | D6TA 5310-ASA | D6TZ 5310-M |
| C7TA 5310-G | C7TZ 5310-A | D6TA 5310-ATA | ★D6TZ 5310-N |
| C7TA 5310-J | C7TZ 5310-C | D6TA 5310-AUA | ★D6TZ 5310-R |
| C7TA 5310-K | C7TZ 5310-D | D6TA 5310-AVA | ★D6TZ 5310-S |
| C7TA 5310-AD | C7TZ 5310-G | D6TA 5310-AYA | ★D6TZ 5310-K |
| C7TA 5310-AR | C7TZ 5310-V | D6TA 5310-AZA | ★D6TZ 5310-L |
| D2TA 5310-BCA | D2TZ 5310-N | D7TA 5310-UA | D6TZ 5310-W |
| D3TA 5310-NA | ★D3TZ 5310-H | D7TA 5310-VA | D6TZ 5310-Y |
| C7TA 5310-E | C7TZ 5310-J | D7TA 5310-YA | D6TZ 5310-T |
| C7TA 5310-G | C7TZ 5310-A | D7TA 5310-ZA | D6TZ 5310-U |
| C7TA 5310-J | C7TZ 5310-C | D7TA 5310-ACA | D6TZ 5310-V |
| C7TA 5310-K | C7TZ 5310-D | D7TA 5310-ADB | D7TZ 5310-AF |
| C7TA 5310-AD | C7TZ 5310-G | D7TA 5310-AEB | D7TZ 5310-AG |
| C7TA 5310-AR | C7TZ 5310-V | D7TA 5310-AFA | D7TZ 5310-AH |
| D2TA 5310-BCA | D2TZ 5310-N | D7TA 5310-AGA | D7TZ 5310-AJ |
| D3TA 5310-NA | D3TZ 5310-H | D7TA 5310-AKA | D7TZ 5310-A |
| D3TA 5310-RA | D3TZ 5310-J | D7TA 5310-ALA | D7TZ 5310-B |
| D4TZ 5310-NA | D4TZ 5310-S | D7TA 5310-AMA | D7TZ 5310-C |
| D4TA 5310-RA | D4TZ 5310-T | D7TA 5310-ANA | D7TZ 5310-D |
| D4TA 5310-SA | ★D4TZ 5310-N | D7TA 5310-ARA | D7TZ 5310-E |
| D4TA 5310-TA | D4TZ 5310-R | D7TA 5310-ASA | D7TZ 5310-F |
| D4TA 5310-AHA | ★D4TZ 5310-J | D7TA 5310-ATA | D7TZ 5310-G |
| D4TA 5310-AJA | ★D4TZ 5310-K | D7TA 5310-AUA | D7TZ 5310-H |
| D4TA 5310-AKA | ★D4TZ 5310-L | D7TA 5310-AVA | D7TZ 5310-J |
| D4TA 5310-ALA | ★D4TZ 5310-M | D7TA 5310-AYA | D7TZ 5310-K |
| D4TS 5310-AA | ★D4TZ 5310-C | D7TA 5310-AZA | D7TZ 5310-L |
| D5UA 5310-BA | D5UZ 5310-A | D7TA 5310-BAA | D7TZ 5310-M |
| D5UA 5310-CA | D5UZ 5310-B | D7TA 5310-BBA | D7TZ 5310-N |
| D5UA 5310-DA | D5UZ 5310-C | D7TA 5310-BCA | D7TZ 5310-R |
| D5UA 5310-EA | D5UZ 5310-D | D7TA 5310-BDA | D7TZ 5310-S |
| D5UA 5310-FA | D5UZ 5310-E | D7TA 5310-BEA | D7TZ 5310-T |
| D5UA 5310-HB | D5UZ 5310-F | D7TA 5310-BFA | D7TZ 5310-U |
| D5UA 5310-JB | D5UZ 5310-G | D7TA 5310-BGA | D7TZ 5310-V |
| D5UA 5310-KA | D5UZ 5310-H | D7TA 5310-BHA | D7TZ 5310-W |
| D5UA 5310-LB | D5UZ 5310-J | D7TA 5310-BJA | D7TZ 5310-Y |
| D5UA 5310-MA | D5UZ 5310-K | D7TA 5310-BKA | D7TZ 5310-Z |
| D5UA 5310-RA | D5UZ 5310-L | D7TA 5310-BLA | D7TZ 5310-AA |
| D5UA 5310-SA | D5UZ 5310-M | D7TA 5310-BMA | D7TZ 5310-AB |
| D5UA 5310-UA | D5UZ 5310-N | D7TA 5310-BNA | D7TZ 5310-AC |
| D5UA 5310-VA | D5UZ 5310-R | D7TA 5310-BRA | D7TZ 5310-AD |
| D5UA 5310-ALB | D5UZ 5310-V | D7TS 5310-AA | D7TZ 5310-AE |
| D5UA 5310-AMB | D5UZ 5310-S | D7UA 5310-MA | D7UZ 5310-C |
| D5UA 5310-ARB | D5UZ 5310-T | D7UA 5310-AHA | D7UZ 5310-A |
| D5UA 5310-AUB | D5UZ 5310-U | D7UA 5310-AJA | D7UZ 5310-B |
| D6TA 5310-AFB | ★D6TZ 5310-D | D8TA 5310-GA | D8TZ 5310-D |
| D6TA 5310-AGB | ★D6TZ 5310-E | D8TA 5310-GB | D8TZ 5310-D |
| D6TA 5310-AHA | ★D6TZ 5310-H | D8TA 5310-HA | D8TZ 5310-C |
| D6TA 5310-AJA | ★D6TZ 5310-J | D8TA 5310-JA | D8TZ 5310-B |
| D6TA 5310-AKA | ★D6TZ 5310-F | D8TA 5310-LA | D7TZ 5310-AJ |
| D6TA 5310-AKB | ★D6TZ 5310-F | D8TA 5310-MA | D7TZ 5310-AH |
| D6TA 5310-ALA | ★D6TZ 5310-G | D8TA 5310-NA | D7TZ 5310-AG |
| D6TA 5310-ALB | ★D6TZ 5310-G | TAAAA 5310-A | B7T 5310-C |
| D6TA 5310-ANA | D6TZ 5310-B | TEAA 5310-B | TEAA 5310-B |
| D6TA 5310-ARA | ★D6TZ 5310-C | TEBJ 5310-A | B7T 5310-D |
| | | TRAA 5310-A | TRAA 5310-A |

**1973/79
TRUCK SERIES 100/500**

| YEAR | MODEL | SPRING | | | | | | U-BOLT | | Q T Y. |
|---|---|--------------|------------------------|----------------------|--------------|---------|-------------|-------------------|-------------|--------------|
| | | L V S. | WIRE SIZE (.004) | IDENT ▲ NOTE 1 | Avg. Cap. | or G | P G | PART NUMBER \$ | PART NUMBER | |
| 5310 | SPRING ASSY. (FRONT) | ● | | | | | | | | |
| Notes: | | | | | | | | | | |
| ● C-Coil | | | | | | | | | | |
| ▲ Stamping No. (leaf springs) or Paint Stripes (coil springs) B-Blue Br-Brown G-Green Gr-Gray Or-Orange | | | | | | | | | | |
| P-Pink R-Red S-Silver T-Tan V-Violet Y-Yellow W-White | | | | | | | | | | |
| ◆-average capacity at pad. G-average capacity at ground. Refer to page 2 for explanation of ratings. | | | | | | | | | | |
| \$ The quantity is one where "R.H." and "L.H." are shown, otherwise the quantity is 2. | | | | | | | | | | |
| Note 1- Refer to Cross Reference Guide for stamping or identification numbers to service numbers (page 4) | | | | | | | | | | |
| 73/77 | B500 | 7 | | | 1775 | P | C7TZ 5310-D | D2TZ 5455-A | 4 | |
| | | 8 | | C7TA-J | 2660 | P | C7TZ 5310-C | D2TZ 5455-A | 4 | |
| 73/74 | E100(Van) -- 4325 to 4800 GVW or E100(Wagon) -- 4800, 4900 GVW | R.H. | C | .685 | 1G-2P | 1275 | G | D2UZ 5310-C | | |
| | | L.H. | C | .628 | 1Y-2P | | | D2UZ 5310-A | | |
| | | R.H. | C | .708 | 1G-20r | 1425 | G | D2UZ 5310-D | | |
| | | L.H. | C | .671 | 1Y-20r | | | D2UZ 5310-B | | |
| | | R.H. | C | .719 | 1G-2Gr | 1500 | G | D1UZ 5310-G | | |
| | | L.H. | C | .685 | 1Y-2Gr | | | D1UZ 5310-C | | |
| | E200 (Van) -- 5250 to 6000 GVW or E200 (Wagon) -- 5200 to 6000 GVW | R.H. | C | .685 | 1G-2P | 1300 | G | D2UZ 5310-C | | |
| | | L.H. | C | .628 | 1Y-2P | | | D2UZ 5310-A | | |
| | | R.H. | C | .708 | 1G-20r | 1450 | G | D2UZ 5310-D | | |
| | | L.H. | C | .671 | 1Y-20r | | | D2UZ 5310-B | | |
| | | R.H. | C | .719 | 1G-2Gr | 1525 | G | D1UZ 5310-G | | |
| | | L.H. | C | .685 | 1Y-2Gr | | | D1UZ 5310-C | | |
| E300 (Van) -- 6050 to 8300 GVW or E300 (Wagon) -- 6500 to 7800 GVW | R.H. | C | .760 | 1G-2V | 1638 | G | D1UZ 5310-F | | | |
| | L.H. | C | .724 | 1Y-2V | | | D1UZ 5310-B | | | |
| | R.H. | C | .708 | 1G-20r | 1425 | G | D2UZ 5310-D | | | |
| | L.H. | C | .671 | 1Y-20r | | | D2UZ 5310-B | | | |
| | R.H. | C | .719 | 1G-2Gr | 1565 | G | D1UZ 5310-G | | | |
| | L.H. | C | .685 | 1Y-SGr | | | D1UZ 5310-C | | | |
| | | R.H. | C | .731 | 1G-2V | 1700 | G | D1UZ 5310-F | | |
| | | L.H. | C | .724 | 1Y-2V | | | D1UZ 5310-B | | |
| | | R.H. | C | .788 | 1G-2B | 1800 | G | D1UZ 5310-E | | |
| | | L.H. | C | .747 | 1Y-2B | | | D1UZ 5310-B | | |

1973/79
TRUCK SERIES 100/500

| YEAR | MODEL | SPRING | | | | | U-BOLT | | Q T Y. | | |
|----------------|---|--------------|--|----------------------|--------------|--------------|-------------------|-------------|--------------|--|--|
| | | L V S. | WIRE SIZE (.004) | IDENT ▲ NOTE 1 | Avg. Cap. | P or G | PART NUMBER \$ | PART NUMBER | | | |
| 5310 | SPRING ASSY. (FRONT) — Cont'd | | | | | | | | | | |
| Notes: | ● C—Coil | | | | | | | | | | |
| | ▲ Stamping No. (leaf springs) or Paint Stripes (coil springs) B—Blue Br—Brown G—Green Gr—Gray Or—Orange | | | | | | | | | | |
| | P—Pink R—Red S—Silver T—Tan V—Violet Y—Yellow W—White | | | | | | | | | | |
| | ◆—average capacity at pad. G—average capacity at ground. Refer to page 2 for explanation of ratings. | | | | | | | | | | |
| | § The quantity is one where "R.H." and "L.H." are shown, otherwise the quantity is 2. | | | | | | | | | | |
| Note 1— | Refer to Cross Reference Guide for stamping or identification numbers to service numbers (page 4) | | | | | | | | | | |
| 75/77 | E100/150 | C | .675 | | 1285 | G | D5UZ 5310-A | | | | |
| | | C | .687 | | 1360 | G | D5UZ 5310-B | | | | |
| | | C | .699 | | 1435 | G | D5UZ 5310-C | | | | |
| | | C | .711 | | 1510 | G | D5UZ 5310-D | | | | |
| | | C | .724 | | 1575 | G | D5UZ 5310-E | | | | |
| | | C | .733 | | 1632 | G | D7UZ 5310-A | | | | |
| | E250/350(exc. Bus) | C | .742 | | 1700 | G | D7UZ 5310-B | | | | |
| | | C | .726 | | 1475 | G | D5UZ 5310-F | | | | |
| | | C | .739 | | 1550 | G | D5UZ 5310-G | | | | |
| | | C | .747 | | 1625 | G | D5UZ 5310-H | | | | |
| | | C | .780 | | 1700 | G | D5UZ 5310-J | | | | |
| | | C | .790 | | 1775 | G | D5UZ 5310-K | | | | |
| | | C | .800 | | 1850 | G | D5UZ 5310-L | | | | |
| | | C | .809 | | 1925 | G | D5UZ 5310-M | | | | |
| | | C | .819 | | 2000 | G | D5UZ 5310-N | | | | |
| | | C | .828 | | 2100 | G | D5UZ 5310-R | | | | |
| | E250(Bus) | C | .762 | | 1700 | G | D5UZ 5310-V | | | | |
| | | C | .772 | | 1775 | G | D5UZ 5310-S | | | | |
| | | C | .782 | | 1850 | G | D5UZ 5310-T | | | | |
| | | C | .809 | | 2000 | G | D5UZ 5310-U | | | | |
| 78 | E100(Van) -- 124" W/B -- -- 5150 G.V.W. | C | .675 | | 1475 | P | D5UZ 5310-A | | | | |
| | | C | .687 | | 1575 | P | D5UZ 5310-B | | | | |
| | | C | .699 | | 1675 | P | D5UZ 5310-C | | | | |
| | | C | .711 | | 1760 | P | D5UZ 5310-D | | | | |
| | | C | .724 | | 184 | P | D5UZ 5310-E | | | | |
| | | C | .733 | | 1965 | P | D7UZ 5310-A | | | | |
| | -- 5750 G.V.W. | C | .675 | | 1475 | P | D5UZ 5310-A | | | | |
| | | C | .687 | | 1575 | P | D5UZ 5310-B | | | | |
| | | C | .699 | | 1675 | P | D5UZ 5310-C | | | | |
| | | C | .711 | | 1760 | P | D5UZ 5310-D | | | | |
| | | C | .724 | | 1840 | P | D5UZ 5310-E | | | | |
| | | C | .733 | | 1965 | P | D7UZ 5310-A | | | | |
| | | 78 | E100(Van) -- 138" W/B -- -- 5150 G.V.W. | C | .675 | | 1475 | P | D5UZ 5310-A | | |
| | | | | C | .687 | | 1575 | P | D5UZ 5310-B | | |
| C | .699 | | | | 1675 | P | D5UZ 5310-C | | | | |
| C | .711 | | | | 1760 | P | D5UZ 5310-D | | | | |
| C | .724 | | | | 1840 | P | D5UZ 5310-E | | | | |
| C | .733 | | | | 1965 | P | D7UZ 5310-A | | | | |
| -- 5750 G.V.W. | C | .675 | | 1475 | P | D5UZ 5310-A | | | | | |
| | C | .687 | | 1575 | P | D5UZ 5310-B | | | | | |
| | C | .699 | | 1675 | P | D5UZ 5310-C | | | | | |
| | C | .711 | | 1760 | P | D5UZ 5310-D | | | | | |
| | C | .724 | | 1840 | P | D5UZ 5310-E | | | | | |
| | C | .733 | | 1965 | P | D7UZ 5310-A | | | | | |

1973/79 TRUCK SERIES 100/500

| YEAR | MODEL | SPRING | | | | | U-BOLT | | Q T Y. |
|------|-------|--------------|------------------------|----------------------|--------------|--------------|-------------------|-------------|--------------|
| | | L V S. | WIRE SIZE (.004) | IDENT ▲ NOTE 1 | Avg. Cap. | P or G | PART NUMBER \$ | PART NUMBER | |

5310 SPRING ASSY. (FRONT) — Cont'd

Notes:

● C-Coil

▲ Stamping No. (leaf springs) or Paint Stripes (coil springs) B-Blue Br-Brown G-Green Gr-Gray Or-Orange

P-Pink R-Red S-Silver T-Tan V-Violet Y-Yellow W-White

◆—average capacity at pad. G—average capacity at ground. Refer to page 2 for explanation of ratings.

\$ The quantity is one where "R.H." and "L.H." are shown, otherwise the quantity is 2.

Note 1—

Refer to Cross Reference Guide for stamping or identification numbers to service numbers (page 4)

| | | | | | | | | | |
|----|--|---|------|---|-------------|---|-------------|--|--|
| 78 | E100(Club Wagon) — 124" W/B — 5 pass. — 5500 G.V.W. | C | .687 | | 1575 | P | D5UZ 5310-B | | |
| | | C | .699 | | 1675 | P | D5UZ 5310-C | | |
| | | C | .711 | | 1760 | P | D5UZ 5310-D | | |
| | | C | .724 | | 1840 | P | D5UZ 5310-E | | |
| | | C | .733 | | 1965 | P | D7UZ 5310-A | | |
| | — 5 pass. — 5700 G.V.W. | C | .687 | | 1575 | P | D5UZ 5310-B | | |
| | | C | .699 | | 1675 | P | D5UZ 5310-C | | |
| | | C | .711 | | 1760 | P | D5UZ 5310-D | | |
| | | C | .724 | | 1840 | P | D5UZ 5310-E | | |
| | | C | .733 | | 1965 | P | D7UZ 5310-A | | |
| | — 5 pass. — 5900 G.V.W. | C | .687 | | 1575 | P | D5UZ 5310-B | | |
| | | C | .699 | | 1675 | P | D5UZ 5310-C | | |
| | | C | .711 | | 1760 | P | D5UZ 5310-D | | |
| | | C | .724 | | 1840 | P | D5UZ 5310-E | | |
| | | C | .733 | | 1965 | P | D7UZ 5310-A | | |
| | — 8 pass. — 5900, 6000 G.V.W. | C | .687 | | 1575 | P | D5UZ 5310-B | | |
| | | C | .699 | | 1675 | P | D5UZ 5310-C | | |
| | | C | .711 | | 1760 | P | D5UZ 5310-D | | |
| | | C | .724 | | 1840 | P | D5UZ 5310-E | | |
| | | C | .742 | | 2050 | P | D7UZ 5310-B | | |
| 79 | E100(Van) — 124" W/B — — 5050 G.V.W. | C | .675 | | 1475 | P | D5UZ 5310-A | | |
| | | C | .687 | | 1575 | P | D5UZ 5310-B | | |
| | | C | .699 | | 1675 | P | D5UZ 5310-C | | |
| | | C | .711 | | 1760 | P | D5UZ 5310-D | | |
| | | C | .724 | | 1840 | P | D5UZ 5310-E | | |
| | — 5650 G.V.W. | C | .675 | | 1475 | P | D5UZ 5310-A | | |
| | | C | .687 | | 1575 | P | D5UZ 5310-B | | |
| | | C | .699 | | 1675 | P | D5UZ 5310-C | | |
| | | C | .711 | | 1760 | P | D5UZ 5310-D | | |
| | | C | .724 | | 1840 | P | D5UZ 5310-E | | |
| 79 | E100(Van) — 138" W/B — — 5050 G.V.W. | C | .675 | | 1475 | P | D5UZ 5310-A | | |
| | | C | .687 | | 1575 | P | D5UZ 5310-B | | |
| | | C | .699 | | 1675 | P | D5UZ 5310-C | | |
| | | C | .711 | | 1760 | P | D5UZ 5310-D | | |
| | | C | .724 | | 1840 | P | D5UZ 5310-E | | |
| | | C | .675 | | 1475 | P | D5UZ 5310-A | | |
| | | C | .687 | | 1575 | P | D5UZ 5310-B | | |
| | | C | .699 | | 1675 | P | D5UZ 5310-C | | |
| | | C | .711 | | 1760 | P | D5UZ 5310-D | | |
| | | C | .724 | | 1840 | P | D5UZ 5310-E | | |
| C | .733 | | 1965 | P | D7UZ 5310-A | | | | |

**1973/79
TRUCK SERIES 100/500**

| YEAR | MODEL | SPRING | | | | | U-BOLT | | Q T Y. |
|---------------------------------|---|--------------|------------------------|----------------------|--------------|-------------------|-------------------|-------------|--------------|
| | | L V S. | WIRE SIZE (.004) | IDENT ▲ NOTE 1 | Avg. Cap. | P or G ◆ | PART NUMBER \$ | PART NUMBER | |
| 5310 | SPRING ASSY. (FRONT) — Cont'd | | | | | | | | |
| Notes: | ● C-Coil | | | | | | | | |
| | ▲ Stamping No. (leaf springs) or Paint Stripes (coil springs) B-Blue Br-Brown G-Green Gr-Gray Or-Orange | | | | | | | | |
| | P-Pink R-Red S-Silver T-Tan V-Violet Y-Yellow W-White | | | | | | | | |
| | ◆—average capacity at pad. G—average capacity at ground. Refer to page 2 for explanation of ratings. | | | | | | | | |
| | § The quantity is one where "R.H." and "L.H." are shown, otherwise the quantity is 2. | | | | | | | | |
| Note 1— | Refer to Cross Reference Guide for stamping or identification numbers to service numbers (page 4) | | | | | | | | |
| 78 | E150(Club Wagon) — 124" W/B -- 5 pass. -- 6200 G.V.W. | C | .687 | | 1575 | P | D5UZ 5310-B | | |
| | | C | .699 | | 1675 | P | D5UZ 5310-C | | |
| | | C | .711 | | 1760 | P | D5UZ 5310-D | | |
| | | C | .724 | | 1840 | P | D5UZ 5310-E | | |
| | | C | .733 | | 1965 | P | D7UZ 5310-A | | |
| | -- 8 pass. -- 6300 G.V.W. | C | .699 | | 1675 | P | D5UZ 5310-C | | |
| | | C | .711 | | 1760 | P | D5UZ 5310-D | | |
| | | C | .724 | | 1840 | P | D5UZ 5310-E | | |
| | | C | .733 | | 1965 | P | D7UZ 5310-A | | |
| | | C | .742 | | 2050 | P | D7UZ 5310-B | | |
| | -- 8 pass. -- 6500 G.V.W. | C | .699 | | 1675 | P | D5UZ 5310-C | | |
| | | C | .711 | | 1760 | P | D5UZ 5310-D | | |
| | | C | .724 | | 1840 | P | D5UZ 5310-E | | |
| | | C | .733 | | 1965 | P | D7UZ 5310-A | | |
| | | C | .742 | | 2050 | P | D7UZ 5310-B | | |
| 78 | E150(Club Wagon) — 138" W/B -- 5 pass. -- 6200 G.V.W. | C | .687 | | 1575 | P | D5UZ 5310-B | | |
| | | C | .699 | | 1675 | P | D5UZ 5310-C | | |
| | | C | .711 | | 1760 | P | D5UZ 5310-D | | |
| | | C | .724 | | 1840 | P | D5UZ 5310-E | | |
| | | C | .733 | | 1965 | P | D7UZ 5310-A | | |
| | -- 5 pass. -- 6400 G.V.W. | C | .687 | | 1575 | P | D5UZ 5310-B | | |
| | | C | .699 | | 1675 | P | D5UZ 5310-C | | |
| | | C | .711 | | 1760 | P | D5UZ 5310-D | | |
| | | C | .724 | | 1840 | P | D5UZ 5310-E | | |
| | | C | .733 | | 1965 | P | D7UZ 5310-A | | |
| 78 | E150(Club Wagon) — 138" W/B -- 5 pass. -- 6500 G.V.W. | C | .742 | | 2050 | P | D7UZ 5310-A | | |
| | | C | .699 | | 1675 | P | D5UZ 5310-C | | |
| | | C | .711 | | 1760 | P | D5UZ 5310-D | | |
| | | C | .724 | | 1840 | P | D5UZ 5310-E | | |
| | | C | .733 | | 1965 | P | D7UZ 5310-A | | |
| | -- 8 pass. -- 6300 G.V.W. | C | .742 | | 2050 | P | D7UZ 5310-B | | |
| | | C | .699 | | 1675 | P | D5UZ 5310-C | | |
| | | C | .711 | | 1760 | P | D5UZ 5310-D | | |
| | | C | .724 | | 1840 | P | D5UZ 5310-E | | |
| | | C | .733 | | 1965 | P | D7UZ 5310-A | | |
| -- 8 pass. -- 6500, 6700 G.V.W. | C | .742 | | 2050 | P | D7UZ 5310-B | | | |
| | C | .699 | | 1675 | P | D5UZ 5310-C | | | |
| | C | .711 | | 1760 | P | D5UZ 5310-D | | | |
| | C | .724 | | 1840 | P | D5UZ 5310-E | | | |
| | C | .733 | | 1965 | P | D7UZ 5310-A | | | |

1973/79
TRUCK SERIES 100/500

| YEAR | MODEL | SPRING | | | | | U-BOLT | | Q T Y. |
|---------|---|--------------|------------------------|----------------------|--------------|--------------|-------------------|-------------|--------------|
| | | L V S. | WIRE SIZE (.004) | IDENT ▲ NOTE 1 | Avg. Cap. | P or G | PART NUMBER \$ | PART NUMBER | |
| 5310 | SPRING ASSY. (FRONT) — Cont'd | | | | | | | | |
| Notes: | ● C-Coil | | | | | | | | |
| | ▲ Stamping No. (leaf springs) or Paint Stripes (coil springs) B-Blue Br-Brown G-Green Gr-Gray Or-Orange | | | | | | | | |
| | P-Pink R-Red S-Silver T-Tan V-Violet Y-Yellow W-White | | | | | | | | |
| | ◆—average capacity at pad. G—average capacity at ground. Refer to page 2 for explanation of ratings. | | | | | | | | |
| | § The quantity is one where "R.H." and "L.H." are shown, otherwise the quantity is 2. | | | | | | | | |
| Note 1— | Refer to Cross Reference Guide for stamping or identification numbers to service numbers (page 4) | | | | | | | | |
| 79 | E150(Van) -- 124" W/B -- -- 6100 G.V.W. | C | .687 | | 1575 | P | D5UZ 5310-B | | |
| | | C | .699 | | 1675 | P | D5UZ 5310-C | | |
| | | C | .711 | | 1760 | P | D5UZ 5310-D | | |
| | | C | .724 | | 1840 | P | D5UZ 5310-E | | |
| | | C | .733 | | 1965 | P | D7UZ 5310-A | | |
| | -- 6300 G.V.W. | C | .687 | | 1575 | P | D5UZ 5310-B | | |
| | | C | .699 | | 1675 | P | D5UZ 5310-C | | |
| | | C | .711 | | 1760 | P | D5UZ 5310-D | | |
| | | C | .724 | | 1840 | P | D5UZ 5310-E | | |
| | | C | .733 | | 1965 | P | D7UZ 5310-A | | |
| 79 | E150(Van) -- 138" W/B -- -- 6050 G.V.W. | C | .687 | | 1575 | P | D5UZ 5310-B | | |
| | | C | .699 | | 1675 | P | D5UZ 5310-C | | |
| | | C | .711 | | 1760 | P | D5UZ 5310-D | | |
| | | C | .724 | | 1840 | P | D5UZ 5310-E | | |
| | | C | .733 | | 1965 | P | D7UZ 5310-A | | |
| | | C | .742 | | 2050 | P | D7UZ 5310-B | | |
| | -- 6300 G.V.W. | C | .687 | | 1575 | P | D5UZ 5310-B | | |
| | | C | .699 | | 1675 | P | D5UZ 5310-C | | |
| | | C | .711 | | 1760 | P | D5UZ 5310-D | | |
| | | C | .724 | | 1840 | P | D5UZ 5310-E | | |
| | | C | .733 | | 1965 | P | D7UZ 5310-A | | |
| | | C | .742 | | 2050 | P | D7UZ 5310-B | | |
| 79 | E150(Super Van) | C | .678 | | 1475 | P | D5UZ 5310-A | | |
| | | C | .687 | | 1575 | P | D5UZ 5310-B | | |
| | | C | .699 | | 1675 | P | D5UZ 5310-C | | |
| | | C | .711 | | 1760 | P | D5UZ 5310-D | | |
| | | C | .724 | | 1840 | P | D5UZ 5310-E | | |
| | | C | .733 | | 1965 | P | D7UZ 5310-A | | |
| | | C | .742 | | 2050 | P | D7UZ 5310-B | | |
| 79 | E150(Super Wagon) | C | .678 | | 1475 | P | D5UZ 5310-A | | |
| | | C | .687 | | 1575 | P | D5UZ 5310-B | | |
| | | C | .699 | | 1675 | P | D5UZ 5310-C | | |
| | | C | .711 | | 1760 | P | D5UZ 5310-D | | |
| | | C | .724 | | 1840 | P | D5UZ 5310-E | | |
| | | C | .733 | | 1965 | P | D7UZ 5310-A | | |
| | | C | .742 | | 2050 | P | D7UZ 5310-B | | |

**1973/79
TRUCK SERIES 100/500**

| YEAR | MODEL | SPRING | | | | | U-BOLT | | Q T Y. |
|--------|---|--------------|------------------------|----------------------|--------------|-------------------|-------------------|-------------|--------------|
| | | L V S. | WIRE SIZE (.004) | IDENT ▲ NOTE 1 | Avg. Cap. | P or G ◆ | PART NUMBER \$ | PART NUMBER | |
| 5310 | SPRING ASSY. (FRONT) — Cont'd | | | | | | | | |
| Notes: | ● C-Coil | | | | | | | | |
| | ▲ Stamping No. (leaf springs) or Paint Stripes (coil springs) B-Blue Br-Brown G-Green Gr-Gray Or-Orange | | | | | | | | |
| | P-Pink R-Red S-Silver T-Tan V-Violet Y-Yellow W-White | | | | | | | | |
| | ◆—average capacity at pad. G—average capacity at ground. Refer to page 2 for explanation of ratings. | | | | | | | | |
| | \$ The quantity is one where "R.H." and "L.H." are shown, otherwise the quantity is 2. | | | | | | | | |
| | Note 1— Refer to Cross Reference Guide for stamping or identification numbers to service numbers (page 4) | | | | | | | | |
| 79 | E150(Club Wagon) — 124" W/B | C | .687 | | 1575 | P | D5UZ 5310-B | | |
| | -- 5 pass. -- 6050/6200 G.V.W. | C | .699 | | 1675 | P | D5UZ 5310-C | | |
| | | C | .711 | | 1760 | P | D5UZ 5310-D | | |
| | | C | .724 | | 1840 | P | D5UZ 5310-E | | |
| | | C | .733 | | 1965 | P | D7UZ 5310-A | | |
| | -- 8 pass. -- 6100/6500 G.V.W. | C | .699 | | 1675 | P | D5UZ 5310-C | | |
| | | C | .711 | | 1760 | P | D5UZ 5310-D | | |
| | | C | .724 | | 1840 | P | D5UZ 5310-E | | |
| | | C | .733 | | 1965 | P | D7UZ 5310-A | | |
| | | C | .742 | | 2050 | P | D7UZ 5310-B | | |
| 79 | E100(Club Wagon) — 138" W/B | C | .699 | | 1675 | P | D5UZ 5310-C | | |
| | -- 5 pass. -- 6100/6500 G.V.W. | C | .711 | | 1760 | P | D5UZ 5310-D | | |
| | | C | .724 | | 1840 | P | D5UZ 5310-E | | |
| | | C | .733 | | 1965 | P | D7UZ 5310-A | | |
| | | C | .742 | | 2050 | P | D7UZ 5310-B | | |
| | -- 8 pass. -- 6300/6600 G.V.W. | C | .711 | | 1760 | P | D5UZ 5310-D | | |
| | | C | .724 | | 1840 | P | D5UZ 5310-E | | |
| | | C | .733 | | 1965 | P | D7UZ 5310-A | | |
| | | C | .742 | | 2050 | P | D7UZ 5310-B | | |
| 78 | E250(Exc. Super Wagon) — 138" W/B | C | .726 | | 1700 | P | D5UZ 5310-F | | |
| | -- 6750 G.V.W. | C | .739 | | 1800 | P | D5UZ 5310-G | | |
| | | C | .747 | | 1900 | P | D5UZ 5310-H | | |
| | | C | .780 | | 2000 | P | D5UZ 5310-J | | |
| | | C | .790 | | 2100 | P | D5UZ 5310-K | | |
| | | C | .800 | | 2185 | P | D5UZ 5310-L | | |
| | | C | .809 | | 2285 | P | D5UZ 5310-M | | |
| | -- 7550 G.V.W. | C | .726 | | 1700 | P | D5UZ 5310-F | | |
| | | C | .739 | | 1800 | P | D5UZ 5310-G | | |
| | | C | .747 | | 1900 | P | D5UZ 5310-H | | |
| | | C | .780 | | 2000 | P | D5UZ 5310-J | | |
| | | C | .790 | | 2100 | P | D5UZ 5310-K | | |
| | | C | .800 | | 2185 | P | D5UZ 5310-L | | |
| | | C | .809 | | 2285 | P | D5UZ 5310-M | | |
| | -- 8250 G.V.W. | C | .739 | | 1800 | P | D5UZ 5310-G | | |
| | | C | .747 | | 1900 | P | D5UZ 5310-H | | |
| | | C | .780 | | 2000 | P | D5UZ 5310-J | | |
| | | C | .790 | | 2100 | P | D5UZ 5310-K | | |
| | | C | .800 | | 2185 | P | D5UZ 5310-L | | |
| | | C | .809 | | 2285 | P | D5UZ 5310-M | | |
| | | C | .819 | | 2385 | P | D5UZ 5310-N | | |

1973/79
TRUCK SERIES 100/500

| YEAR | MODEL | SPRING | | | | | U-BOLT | | Q T Y. |
|------|-------|-------------------|------------------------|----------------------|------------------------|-------------------|-------------------|-------------|--------------|
| | | L V S. ● | WIRE SIZE (.004) | IDENT ▲ NOTE 1 | Avg. Cap. G ◆ | P or G ◆ | PART NUMBER \$ | PART NUMBER | |

5310 SPRING ASSY. (FRONT) — Cont'd

Notes: ● C-Coil

▲ Stamping No. (leaf springs) or Paint Stripes (coil springs) B-Blue Br-Brown G-Green Gr-Gray Or-Orange
P-Pink R-Red S-Silver T-Tan V-Violet Y-Yellow W-White

◆—average capacity at pad. G—average capacity at ground. Refer to page 2 for explanation of ratings.

\$ The quantity is one where "R.H." and "L.H." are shown, otherwise the quantity is 2.

Note 1— Refer to Cross Reference Guide for stamping or identification numbers to service numbers (page 4)

| | | | | | | | | | |
|----|---|---|------|--|------|---|------|--------|--|
| 78 | E250 (Super Wagon) -- 138" W/B -- 5 pass. | C | .730 | | 1700 | | D8TZ | 5310-B | |
| | | C | .741 | | 1800 | | D8TZ | 5310-C | |
| | | C | .726 | | 1900 | | D5UZ | 5310-F | |
| | | C | .739 | | 2000 | | D5UZ | 5310-G | |
| | -- 8 pass. | C | .730 | | 1700 | | D8TZ | 5310-B | |
| | | C | .741 | | 1800 | | D8TZ | 5310-C | |
| | | C | .726 | | 1900 | | D5UZ | 5310-F | |
| | | C | .739 | | 2000 | | D5UZ | 5310-G | |
| | -- 12 pass.-7600/8300 G.V.W. | C | .762 | | 2100 | | D5UZ | 5310-V | |
| | | C | .730 | | 1700 | | D8TZ | 5310-B | |
| | | C | .741 | | 1800 | | D8TZ | 5310-C | |
| | | C | .726 | | 1900 | | D5UZ | 5310-F | |
| | -- 12 pass.-8500 G.V.W. | C | .739 | | 2000 | | D5UZ | 5310-G | |
| | | C | .762 | | 2100 | | D5UZ | 5310-V | |
| | | C | .730 | | 1700 | | D8TZ | 5310-B | |
| | | C | .741 | | 1800 | | D8TZ | 5310-C | |
| | -- 15 pass. | C | .726 | | 1900 | | D5UZ | 5310-F | |
| | | C | .739 | | 2000 | | D5UZ | 5310-G | |
| | | C | .762 | | 2100 | | D5UZ | 5310-V | |
| | | C | .772 | | 2185 | | D5UZ | 5310-S | |
| 78 | E250(Club Wagon) -- 138" W/B -- 5 pass. -- 6800, 7100 G.V.W. | C | .730 | | 1700 | | D8TZ | 5310-B | |
| | | C | .741 | | 1800 | | D8TZ | 5310-C | |
| | | C | .726 | | 1900 | | D5UZ | 5310-F | |
| | | C | .739 | | 2000 | | D5UZ | 5310-G | |
| | -- 5 pass. -- 7800 G.V.W. | C | .762 | | 2100 | | D5UZ | 5310-V | |
| | | C | .762 | | 2000 | P | D5UZ | 5310-V | |
| | | C | .772 | | 2100 | P | D5UZ | 5310-S | |
| | | C | .782 | | 2185 | P | D5UZ | 5310-T | |
| | -- 8 pass. -- 6900, 7100, 7300 G.V.W. | C | .809 | | 2385 | P | D5UZ | 5310-U | |
| | | C | .762 | | 2000 | P | D5UZ | 5310-V | |
| | | C | .772 | | 2100 | P | D5UZ | 5310-S | |
| | | C | .782 | | 2185 | P | D5UZ | 5310-T | |
| | | C | .809 | | 2385 | P | D5UZ | 5310-U | |

1973/79
TRUCK SERIES 100/500

| YEAR | MODEL | SPRING | | | | | U-BOLT | | Q T Y. |
|---------|--|--|------------------------|----------------------|--------------|--------------|-------------------|-------------|--------------|
| | | L V S. | WIRE SIZE (.004) | IDENT ▲ NOTE 1 | Avg. Cap. | P or G | PART NUMBER \$ | PART NUMBER | |
| 5310 | SPRING ASSY. (FRONT) — Cont'd | | | | | | | | |
| Notes: | | ● C-Coil ▲ Stamping No. (leaf springs) or Paint Stripes (coil springs) B-Blue Br-Brown G-Green Gr-Gray Or-Orange P-Pink R-Red S-Silver T-Tan V-Violet Y-Yellow W-White ◆—average capacity at pad. G—average capacity at ground. Refer to page 2 for explanation of ratings. \$ The quantity is one where "R.H." and "L.H." are shown, otherwise the quantity is 2. | | | | | | | |
| Note 1— | | Refer to Cross Reference Guide for stamping or identification numbers to service numbers (page 4) | | | | | | | |
| 78 | E250(Club Wagon) -- 138" W/B -- 8 pass. -- 7500, 7700, 8200 G.V.W. | C | .762 | | 2000 | P | D5UZ 5310-V | | |
| | | C | .772 | | 2100 | P | D5UZ 5310-S | | |
| | | C | .782 | | 2185 | P | D5UZ 5310-T | | |
| | | C | .809 | | 2385 | P | D5UZ 5310-U | | |
| | -- 12 pass. -- 7600, 7900, 8100 G.V.W. | C | .762 | | 2000 | P | D5UZ 5310-V | | |
| | | C | .772 | | 2100 | P | D5UZ 5310-S | | |
| | | C | .782 | | 2185 | P | D5UZ 5310-T | | |
| | | C | .809 | | 2385 | P | D5UZ 5310-U | | |
| | -- 12 pass. -- 8500, 8900 G.V.W. | C | .762 | | 2000 | P | D5UZ 5310-V | | |
| | | C | .772 | | 2100 | P | D5UZ 5310-S | | |
| | | C | .782 | | 2185 | P | D5UZ 5310-T | | |
| | | C | .809 | | 2385 | P | D5UZ 5310-U | | |
| 78 | E250(Cutaway) -- 138" W/B -- 8400 G.V.W. | C | .747 | | 1900 | P | D5UZ 5310-H | | |
| | | C | .780 | | 2000 | P | D5UZ 5310-J | | |
| | | C | .790 | | 2100 | P | D5UZ 5310-K | | |
| | | C | .800 | | 2185 | P | D5UZ 5310-L | | |
| | | C | .809 | | 2285 | P | D5UZ 5310-M | | |
| | | C | .819 | | 2385 | P | D5UZ 5310-N | | |
| 78 | E250(Parcel) -- 138" W/B -- 7700 G.V.W. | C | .726 | | 1700 | P | D5UZ 5310-F | | |
| | | C | .739 | | 1800 | P | D5UZ 5310-G | | |
| | | C | .747 | | 1900 | P | D5UZ 5310-H | | |
| | | C | .780 | | 2000 | P | D5UZ 5310-J | | |
| | | C | .790 | | 2100 | P | D5UZ 5310-K | | |
| | | C | .800 | | 2185 | P | D5UZ 5310-L | | |
| 79 | E250(Van) -- 138" W/B -- -- 6750 G.V.W. | C | .726 | | 1700 | P | D5UZ 5310-F | | |
| | | C | .739 | | 1800 | P | D5UZ 5310-G | | |
| | | C | .747 | | 1900 | P | D5UZ 5310-H | | |
| | | C | .780 | | 2000 | P | D5UZ 5310-J | | |
| | | C | .790 | | 2100 | P | D5UZ 5310-K | | |
| | | C | .800 | | 2185 | P | D5UZ 5310-L | | |
| | -- 7500 G.V.W. | C | .809 | | 2285 | P | D5UZ 5310-M | | |
| | | C | .726 | | 1700 | P | D5UZ 5310-F | | |
| | | C | .739 | | 1800 | P | D5UZ 5310-G | | |
| | | C | .747 | | 1900 | P | D5UZ 5310-H | | |
| | | C | .780 | | 2000 | P | D5UZ 5310-J | | |
| | | C | .790 | | 2100 | P | D5UZ 5310-K | | |
| | -- 8250 G.V.W. | C | .800 | | 2185 | P | D5UZ 5310-L | | |
| | | C | .809 | | 2285 | P | D5UZ 5310-M | | |
| | | C | .739 | | 1800 | P | D5UZ 5310-G | | |
| | | C | .747 | | 1900 | P | D5UZ 5310-H | | |
| | | C | .780 | | 2000 | P | D5UZ 5310-J | | |
| | | C | .790 | | 2100 | P | D5UZ 5310-K | | |
| | | C | .800 | | 2185 | P | D5UZ 5310-L | | |
| | | C | .809 | | 2285 | P | D5UZ 5310-M | | |
| | | C | .819 | | 2385 | P | D5UZ 5310-N | | |

1973/79
TRUCK SERIES 100/500

| YEAR | MODEL | SPRING | | | | | U-BOLT | | Q T Y. | | |
|--------------------------------|---|----------------|---|----------------------|--------------|--------------|-------------------|-------------|--------------|--|--|
| | | L V S. | WIRE SIZE (.004) | IDENT ▲ NOTE 1 | Avg. Cap. | P or G | PART NUMBER \$ | PART NUMBER | | | |
| 5310 | SPRING ASSY. (FRONT) — Cont'd | | | | | | | | | | |
| Notes: | ● C—Coil | | | | | | | | | | |
| | ▲ Stamping No. (leaf springs) or Paint Stripes (coil springs) B—Blue Br—Brown G—Green Gr—Gray Or—Orange | | | | | | | | | | |
| | P—Pink R—Red S—Silver T—Tan V—Violet Y—Yellow W—White | | | | | | | | | | |
| | ◆—average capacity at pad. G—average capacity at ground. Refer to page 2 for explanation of ratings. | | | | | | | | | | |
| | § The quantity is one where "R.H." and "L.H." are shown, otherwise the quantity is 2. | | | | | | | | | | |
| Note 1— | Refer to Cross Reference Guide for stamping or identification numbers to service numbers (page 4) | | | | | | | | | | |
| 79 | E250(Super Van) -- 138" W/B -- 6500 G.V.W. | C | .726 | | 1700 | P | D5UZ 5310-F | | | | |
| | | C | .739 | | 1800 | P | D5UZ 5310-G | | | | |
| | | C | .747 | | 1900 | P | D5UZ 5310-H | | | | |
| | | C | .780 | | 2000 | P | D5UZ 5310-J | | | | |
| | | C | .790 | | 2100 | P | D5UZ 5310-K | | | | |
| | | C | .800 | | 2185 | P | D5UZ 5310-L | | | | |
| | | C | .809 | | 2285 | P | D5UZ 5310-M | | | | |
| | | -- 7100 G.V.W. | C | .726 | | 1700 | P | D5UZ 5310-F | | | |
| | | | C | .739 | | 1800 | P | D5UZ 5310-G | | | |
| | | | C | .747 | | 1900 | P | D5UZ 5310-H | | | |
| | | | C | .780 | | 2000 | P | D5UZ 5310-J | | | |
| | | | C | .790 | | 2100 | P | D5UZ 5310-K | | | |
| | C | | .800 | | 2185 | P | D5UZ 5310-L | | | | |
| | -- 7900 G.V.W. | C | .726 | | 1800 | P | D5UZ 5310-F | | | | |
| | | C | .739 | | 1900 | P | D5UZ 5310-G | | | | |
| | | C | .747 | | 2000 | P | D5UZ 5310-H | | | | |
| | | C | .780 | | 2100 | P | D5UZ 5310-J | | | | |
| | | C | .790 | | 2185 | P | D5UZ 5310-K | | | | |
| | | C | .800 | | 2285 | P | D5UZ 5310-L | | | | |
| | | C | .809 | | 2385 | P | D5UZ 5310-M | | | | |
| | | 79 | E250(Club Wagon) -- 138" W/B -- 5 pass. -- 6800 G.V.W. | C | .741 | | 1700 | P | D8TZ 5310-C | | |
| | | | | C | .726 | | 1800 | P | D5UZ 5310-F | | |
| | | | | C | .739 | | 1900 | P | D5UZ 5310-G | | |
| | | | | C | .762 | | 2000 | P | D5UZ 5310-V | | |
| C | | | | .772 | | 2100 | P | D5UZ 5310-S | | | |
| C | .782 | | | | 2185 | P | D5UZ 5310-T | | | | |
| C | .800 | | | | 2285 | P | D5UZ 5310-L | | | | |
| -- 5 pass. -- 7100/7800 G.V.W. | C | | | .726 | | 1800 | P | D5UZ 5310-F | | | |
| | C | | | .739 | | 1900 | P | D5UZ 5310-G | | | |
| | C | | | .762 | | 2000 | P | D5UZ 5310-V | | | |
| | C | | | .772 | | 2100 | P | D5UZ 5310-S | | | |
| | C | | | .782 | | 2185 | P | D5UZ 5310-T | | | |
| | C | .800 | | 2285 | P | D5UZ 5310-L | | | | | |
| -- 8 pass. -- 6900 G.V.W. | C | .741 | | 1700 | P | D8TZ 5310-C | | | | | |
| | C | .726 | | 1800 | P | D5UZ 5310-F | | | | | |
| | C | .739 | | 1900 | P | D5UZ 5310-G | | | | | |
| | C | .762 | | 2000 | P | D5UZ 5310-V | | | | | |
| | C | .772 | | 2100 | P | D5UZ 5310-S | | | | | |
| | C | .782 | | 2185 | P | D5UZ 5310-T | | | | | |
| -- 8 pass. -- 7100 G.V.W. | C | .726 | | 1800 | P | D5UZ 5310-F | | | | | |
| | C | .739 | | 1900 | P | D5UZ 5310-G | | | | | |
| | C | .762 | | 2000 | P | D5UZ 5310-V | | | | | |
| | C | .772 | | 2100 | P | D5UZ 5310-S | | | | | |
| | C | .782 | | 2185 | P | D5UZ 5310-T | | | | | |
| | C | .800 | | 2285 | P | D5UZ 5310-L | | | | | |

**1973/79
TRUCK SERIES 100/500**

| YEAR | MODEL | SPRING | | | | | U-BOLT | | Q T Y. |
|---------|---|--------------|------------------------|----------------------|--------------|-------------------|-------------------|-------------|--------------|
| | | L V S. | WIRE SIZE (.004) | IDENT ▲ NOTE 1 | Avg. Cap. | P or G ◆ | PART NUMBER \$ | PART NUMBER | |
| 5310 | SPRING ASSY. (FRONT) — Cont'd | | | | | | | | |
| Notes: | ● C-Coil | | | | | | | | |
| | ▲ Stamping No. (leaf springs) or Paint Stripes (coil springs) B-Blue Br-Brown G-Green Gr-Gray Or-Orange | | | | | | | | |
| | P-Pink R-Red S-Silver T-Tan V-Violet Y-Yellow W-White | | | | | | | | |
| | ◆—average capacity at pad. G—average capacity at ground. Refer to page 2 for explanation of ratings. | | | | | | | | |
| | § The quantity is one where "R.H." and "L.H." are shown, otherwise the quantity is 2. | | | | | | | | |
| Note 1— | Refer to Cross Reference Guide for stamping or identification numbers to service numbers (page 4) | | | | | | | | |
| 79 | E250(Club Wagon) — 138" W/B | C | .739 | | 1900 | P | D5UZ 5310-G | | |
| | -- 8 pass. -- 7300 G.V.W. | C | .762 | | 2000 | P | D5UZ 5310-V | | |
| | | C | .772 | | 2100 | P | D5UZ 5310-S | | |
| | | C | .782 | | 2185 | P | D5UZ 5310-T | | |
| | | C | .800 | | 2285 | P | D5UZ 5310-L | | |
| | -- 8 pass. -- 7500 G.V.W. | C | .741 | | 1700 | P | D8TZ 5310-C | | |
| | | C | .726 | | 1800 | P | D5UZ 5310-F | | |
| | | C | .739 | | 1900 | P | D5UZ 5310-G | | |
| | | C | .762 | | 2000 | P | D5UZ 5310-V | | |
| | | C | .772 | | 2100 | P | D5UZ 5310-S | | |
| | | C | .782 | | 2185 | P | D5UZ 5310-T | | |
| | | C | .800 | | 2285 | P | D5UZ 5310-L | | |
| | | C | .809 | | 2385 | P | D5UZ 5310-U | | |
| | -- 8 pass. -- 7700 G.V.W. | C | .726 | | 1800 | P | D5UZ 5310-F | | |
| | | C | .739 | | 1900 | P | D5UZ 5310-G | | |
| | | C | .762 | | 2000 | P | D5UZ 5310-V | | |
| | | C | .772 | | 2100 | P | D5UZ 5310-S | | |
| | | C | .782 | | 2185 | P | D5UZ 5310-T | | |
| | | C | .800 | | 2285 | P | D5UZ 5310-L | | |
| | | C | .809 | | 2385 | P | D5UZ 5310-U | | |
| | -- 8 pass. -- 8200 G.V.W. | C | .772 | | 2100 | P | D5UZ 5310-S | | |
| | | C | .782 | | 2185 | P | D5UZ 5310-T | | |
| | | C | .800 | | 2285 | P | D5UZ 5310-L | | |
| | | C | .809 | | 2385 | P | D5UZ 5310-U | | |
| | -- 12 pass. -- 7600 G.V.W. | C | .726 | | 1800 | P | D5UZ 5310-F | | |
| | | C | .739 | | 1900 | P | D5UZ 5310-G | | |
| | | C | .762 | | 2000 | P | D5UZ 5310-V | | |
| | | C | .772 | | 2100 | P | D5UZ 5310-S | | |
| | | C | .782 | | 2185 | P | D5UZ 5310-T | | |
| | | C | .800 | | 2285 | P | D5UZ 5310-L | | |
| | -- 12 pass. -- 7900 G.V.W. | C | .739 | | 1900 | P | D5UZ 5310-G | | |
| | | C | .762 | | 2000 | P | D5UZ 5310-V | | |
| | | C | .772 | | 2100 | P | D5UZ 5310-S | | |
| | | C | .782 | | 2185 | P | D5UZ 5310-T | | |
| | | C | .800 | | 2285 | P | D5UZ 5310-L | | |
| | | C | .809 | | 2385 | P | D5UZ 5310-U | | |
| | -- 12 pass. -- 8100 G.V.W. | C | .762 | | 2000 | P | D5UZ 5310-V | | |
| | | C | .772 | | 2100 | P | D5UZ 5310-S | | |
| | | C | .782 | | 2185 | P | D5UZ 5310-T | | |
| | | C | .800 | | 2285 | P | D5UZ 5310-L | | |
| | | C | .809 | | 2385 | P | D5UZ 5310-U | | |
| | -- 12 pass. -- 8500 G.V.W. | C | .739 | | 1900 | P | D5UZ 5310-G | | |
| | | C | .762 | | 2000 | P | D5UZ 5310-V | | |
| | | C | .772 | | 2100 | P | D5UZ 5310-S | | |
| | | C | .782 | | 2185 | P | D5UZ 5310-T | | |
| | | C | .800 | | 2285 | P | D5UZ 5310-L | | |
| | | C | .809 | | 2385 | P | D5UZ 5310-U | | |
| | -- 12 pass. -- 8900 G.V.W. | C | .782 | | 2185 | P | D5UZ 5310-T | | |
| | | C | .800 | | 2285 | P | D5UZ 5310-L | | |
| | | C | .809 | | 2385 | P | D5UZ 5310-U | | |

1973/79
TRUCK SERIES 100/500

| YEAR | MODEL | SPRING | | | | | U-BOLT | | Q T Y. |
|------|-------|--------------|------------------------|----------------------|--------------|--------------|-------------------|-------------|--------------|
| | | L V S. | WIRE SIZE (.004) | IDENT ▲ NOTE 1 | Avg. Cap. | P or G | PART NUMBER \$ | PART NUMBER | |

5310 SPRING ASSY. (FRONT) — Cont'd

Notes: ● C-Coil

▲ Stamping No. (leaf springs) or Paint Stripes (coil springs) B-Blue Br-Brown G-Green Gr-Gray Or-Orange
P-Pink R-Red S-Silver T-Tan V-Violet Y-Yellow W-White

◆—average capacity at pad. G—average capacity at ground. Refer to page 2 for explanation of ratings.

\$ The quantity is one where "R.H." and "L.H." are shown, otherwise the quantity is 2.

Note 1— Refer to Cross Reference Guide for stamping or identification numbers to service numbers (page 4)

| | | | | | | | | | |
|----|---|---|------|--|------|---|------|--------|--|
| 79 | E250(Super Wagon) -- 138" W/B -- 5 pass. | C | .730 | | 1700 | P | D8TZ | 5310-B | |
| | | C | .741 | | 1800 | P | D8TZ | 5310-C | |
| | | C | .726 | | 1900 | P | D5UZ | 5310-F | |
| | | C | .739 | | 2000 | P | D5UZ | 5310-G | |
| | | C | .762 | | 2100 | P | D5UZ | 5310-V | |
| | -- 8 pass. -- Exc. 8300 G.V.W. | C | .730 | | 1700 | P | D8TZ | 5310-B | |
| | | C | .741 | | 1800 | P | D8TZ | 5310-C | |
| | | C | .726 | | 1900 | P | D5UZ | 5310-F | |
| | | C | .739 | | 2000 | P | D5UZ | 5310-G | |
| | | C | .762 | | 2100 | P | D5UZ | 5310-V | |
| | -- 8 pass. -- 8300 G.V.W. | C | .741 | | 1800 | P | D8TZ | 5310-C | |
| | | C | .726 | | 1900 | P | D5UZ | 5310-F | |
| | | C | .739 | | 2000 | P | D5UZ | 5310-G | |
| | | C | .762 | | 2100 | P | D5UZ | 5310-V | |
| | | C | .730 | | 1700 | P | D8TZ | 5310-B | |
| | -- 12 pass. -- 7600/8000 G.V.W. | C | .741 | | 1800 | P | D8TZ | 5310-C | |
| | | C | .726 | | 1900 | P | D5UZ | 5310-F | |
| | | C | .739 | | 2000 | P | D5UZ | 5310-G | |
| | | C | .762 | | 2100 | P | D5UZ | 5310-V | |
| | | C | .741 | | 1800 | P | D8TZ | 5310-C | |
| | -- 12 pass. -- 8300 G.V.W. | C | .726 | | 1900 | P | D5UZ | 5310-F | |
| | | C | .739 | | 2000 | P | D5UZ | 5310-G | |
| | | C | .762 | | 2100 | P | D5UZ | 5310-V | |
| | | C | .726 | | 1900 | P | D5UZ | 5310-F | |
| | | C | .739 | | 2000 | P | D5UZ | 5310-G | |
| | -- 12 pass. -- 8500 G.V.W. | C | .762 | | 2100 | P | D5UZ | 5310-V | |
| | | C | .730 | | 1700 | P | D8TZ | 5310-B | |
| | | C | .741 | | 1800 | P | D8TZ | 5310-C | |
| | | C | .726 | | 1900 | P | D5UZ | 5310-F | |
| | | C | .739 | | 2000 | P | D5UZ | 5310-G | |
| | -- 15 pass. -- 7700/8200 G.V.W. | C | .762 | | 2100 | P | D5UZ | 5310-V | |
| | | C | .730 | | 1800 | P | D8TZ | 5310-B | |
| | | C | .726 | | 1900 | P | D5UZ | 5310-F | |
| | | C | .739 | | 2000 | P | D5UZ | 5310-G | |
| | | C | .762 | | 2100 | P | D5UZ | 5310-V | |
| | -- 15 pass. -- 8300/8400 G.V.W. | C | .730 | | 1800 | P | D8TZ | 5310-B | |
| | | C | .726 | | 1900 | P | D5UZ | 5310-F | |
| | | C | .739 | | 2000 | P | D5UZ | 5310-G | |
| | | C | .762 | | 2100 | P | D5UZ | 5310-V | |
| | | C | .730 | | 1800 | P | D8TZ | 5310-B | |

**1973/79
TRUCK SERIES 100/500**

| YEAR | MODEL | SPRING | | | | | U-BOLT | | Q T Y. |
|--------|--|---|------------------------|----------------------|--------------|--------------|-------------------|-------------|--------------|
| | | L V S. | WIRE SIZE (.004) | IDENT ▲ NOTE 1 | Avg. Cap. | P or G | PART NUMBER \$ | PART NUMBER | |
| 5310 | SPRING ASSY. (FRONT) — Cont'd | | | | | | | | |
| Notes: | <ul style="list-style-type: none"> ● C—Coil ▲ Stamping No. (leaf springs) or Paint Stripes (coil springs) B—Blue Br—Brown G—Green Gr—Gray Or—Orange P—Pink R—Red S—Silver T—Tan V—Violet Y—Yellow W—White ◆—average capacity at pad. G—average capacity at ground. Refer to page 2 for explanation of ratings. \$ The quantity is one where "R.H." and "L.H." are shown, otherwise the quantity is 2. | | | | | | | | |
| | Note 1— | Refer to Cross Reference Guide for stamping or identification numbers to service numbers (page 4) | | | | | | | |
| 78 | E350(exc. Super Wagon) — 138" W/B — 8550 G.V.W. | C | .739 | | 1800 | P | D5UZ 5310-G | | |
| | | C | .747 | | 1900 | P | D5UZ 5310-H | | |
| | | C | .780 | | 2000 | P | D5UZ 5310-J | | |
| | | C | .790 | | 2100 | P | D5UZ 5310-K | | |
| | | C | .800 | | 2185 | P | D5UZ 5310-L | | |
| | | C | .809 | | 2285 | P | D5UZ 5310-M | | |
| | — 9500 G.V.W. | C | .819 | | 2385 | P | D5UZ 5310-N | | |
| | | C | .780 | | 2000 | P | D5UZ 5310-J | | |
| | | C | .790 | | 2100 | P | D5UZ 5310-K | | |
| | | C | .800 | | 2185 | P | D5UZ 5310-L | | |
| | | C | .809 | | 2285 | P | D5UZ 5310-M | | |
| | | C | .819 | | 2385 | P | D5UZ 5310-N | | |
| | — 9800 G.V.W. | C | .828 | | 2510 | P | D5UZ 5310-R | | |
| | | C | .790 | | 2100 | P | D5UZ 5310-K | | |
| | | C | .800 | | 2185 | P | D5UZ 5310-L | | |
| C | | .809 | | 2285 | P | D5UZ 5310-M | | | |
| C | | .819 | | 2385 | P | D5UZ 5310-N | | | |
| C | | .828 | | 2510 | P | D5UZ 5310-R | | | |
| 78 | E350 (Super Wagon) — 5 pass. — 7900/8200 G.V.W. | C | .730 | | 1700 | | D8TZ 5310-B | | |
| | | C | .741 | | 1800 | | D8TZ 5310-C | | |
| | | C | .726 | | 1900 | | D5UZ 5310-F | | |
| | | C | .739 | | 2000 | | D5UZ 5310-G | | |
| | | C | .762 | | 2100 | | D5UZ 5310-V | | |
| | — 5 pass. — 8600/8800 G.V.W. | C | .730 | | 1700 | | D8TZ 5310-B | | |
| | | C | .741 | | 1800 | | D8TZ 5310-C | | |
| | | C | .726 | | 1900 | | D5UZ 5310-F | | |
| | | C | .739 | | 2000 | | D5UZ 5310-G | | |
| | | C | .762 | | 2100 | | D5UZ 5310-V | | |
| | — 8,12,15 pass. — | C | .730 | | 1700 | | D8TZ 5310-B | | |
| | | C | .741 | | 1800 | | D8TZ 5310-C | | |
| | | C | .726 | | 1900 | | D5UZ 5310-F | | |
| | | C | .739 | | 2000 | | D5UZ 5310-G | | |
| | | C | .762 | | 2100 | | D5UZ 5310-V | | |

1973/79
TRUCK SERIES 100/500

| YEAR | MODEL | SPRING | | | | | U-BOLT | | Q T Y. |
|---------|---|--------------|------------------------|----------------------|--------------|--------------|-------------------|-------------|--------------|
| | | L V S. | WIRE SIZE (.004) | IDENT ▲ NOTE 1 | Avg. Cap. | P or G | PART NUMBER \$ | PART NUMBER | |
| 5310 | SPRING ASSY. (FRONT) — Cont'd | | | | | | | | |
| Notes: | ● C—Coil | | | | | | | | |
| | ▲ Stamping No. (leaf springs) or Paint Stripes (coil springs) B—Blue Br—Brown G—Green Gr—Gray Or—Orange | | | | | | | | |
| | P—Pink R—Red S—Silver T—Tan V—Violet Y—Yellow W—White | | | | | | | | |
| | ◆—average capacity at pad. G—average capacity at ground. Refer to page 2 for explanation of ratings. | | | | | | | | |
| | \$ The quantity is one where "R.H." and "L.H." are shown, otherwise the quantity is 2. | | | | | | | | |
| Note 1— | Refer to Cross Reference Guide for stamping or identification numbers to service numbers (page 4) | | | | | | | | |
| 78 | E350(Cutaway) — — 138" W/B | C | .747 | | 1900 | P | D5UZ 5310-H | | |
| | -- 8700, 8750 G.V.W. | C | .780 | | 2000 | P | D5UZ 5310-J | | |
| | | C | .790 | | 2100 | P | D5UZ 5310-K | | |
| | | C | .800 | | 2185 | P | D5UZ 5310-L | | |
| | | C | .809 | | 2285 | P | D5UZ 5310-M | | |
| | | C | .819 | | 2385 | P | D5UZ 5310-N | | |
| | | C | .828 | | 2510 | P | D5UZ 5310-R | | |
| | -- 9650 G.V.W. | C | .780 | | 2000 | P | D5UZ 5310-J | | |
| | | C | .790 | | 2100 | P | D5UZ 5310-K | | |
| | | C | .800 | | 2185 | P | D5UZ 5310-L | | |
| | | C | .809 | | 2285 | P | D5UZ 5310-M | | |
| | | C | .819 | | 2385 | P | D5UZ 5310-N | | |
| | | C | .828 | | 2510 | P | D5UZ 5310-R | | |
| | -- 10,000/10,100 G.V.W. | C | .780 | | 2000 | P | D5UZ 5310-J | | |
| | | C | .790 | | 2100 | P | D5UZ 5310-K | | |
| | | C | .800 | | 2185 | P | D5UZ 5310-L | | |
| | | C | .809 | | 2285 | P | D5UZ 5310-M | | |
| | | C | .819 | | 2385 | P | D5UZ 5310-N | | |
| | | C | .828 | | 2510 | P | D5UZ 5310-R | | |
| 78 | E350(Cutaway) — — 158" W/B | C | .790 | | 2100 | P | D5UZ 5310-K | | |
| | -- 10,000/10,100 G.V.W. | C | .800 | | 2185 | P | D5UZ 5310-L | | |
| | | C | .809 | | 2285 | P | D5UZ 5310-M | | |
| | | C | .819 | | 2385 | P | D5UZ 5310-N | | |
| | | C | .828 | | 2510 | P | D5UZ 5310-R | | |
| | -- 11,00 G.V.W. | C | .809 | | 2285 | P | D5UZ 5310-M | | |
| | | C | .819 | | 2385 | P | D5UZ 5310-N | | |
| | | C | .828 | | 2510 | P | D5UZ 5310-R | | |
| 78 | E350(Parcel) — — 138" W/B | C | .809 | | 1700 | P | D5UZ 5310-F | | |
| | -- 8750, 9800 G.V.W. | C | .819 | | 1800 | P | D5UZ 5310-G | | |
| | | C | .828 | | 1900 | P | D5UZ 5310-H | | |
| | | C | .780 | | 2000 | P | D5UZ 5310-J | | |
| | | C | .790 | | 2100 | P | D5UZ 5310-K | | |
| 78 | E350(Parcel) — — 158" W/B | C | .726 | | 1700 | P | D5UZ 5310-F | | |
| | -- 10,000 G.V.W. | C | .739 | | 1800 | P | D5UZ 5310-G | | |
| | | C | .747 | | 1900 | P | D5UZ 5310-H | | |
| | | C | .780 | | 2000 | P | D5UZ 5310-J | | |
| | | C | .790 | | 2100 | P | D5UZ 5310-K | | |
| | | C | .800 | | 2185 | P | D5UZ 5310-L | | |
| | | C | .809 | | 2285 | P | D5UZ 5310-M | | |
| | | C | .819 | | 2385 | P | D5UZ 5310-N | | |

1973/79 TRUCK SERIES 100/500

| YEAR | MODEL | SPRING | | | | | PART NUMBER \$ | U-BOLT PART NUMBER | Q T Y. |
|------|-------|--------------|------------------------|----------------------|--------------|--------------|-------------------|-----------------------|--------------|
| | | L V S. | WIRE SIZE (.004) | IDENT ▲ NOTE 1 | Avg. Cap. | P or G | | | |

5310 SPRING ASSY. (FRONT) — Cont'd

Notes:

● C-Coil

▲ Stamping No. (leaf springs) or Paint Stripes (coil springs) B-Blue Br-Brown G-Green Gr-Gray Or-Orange
P-Pink R-Red S-Silver T-Tan V-Violet Y-Yellow W-White

◆—average capacity at pad. G—average capacity at ground. Refer to page 2 for explanation of ratings.

§ The quantity is one where "R.H." and "L.H." are shown, otherwise the quantity is 2.

Note 1—

Refer to Cross Reference Guide for stamping or identification numbers to service numbers (page 4)

| | | | | | | | | | |
|----|---|---|------|--|------|---|-------------|--|--|
| 79 | E350(Van) -- 138" W/B -- 8550 G.V.W. | C | .739 | | 1800 | P | D5UZ 5310-G | | |
| | | C | .747 | | 1900 | P | D5UZ 5310-H | | |
| | | C | .780 | | 2000 | P | D5UZ 5310-J | | |
| | | C | .790 | | 2100 | P | D5UZ 5310-K | | |
| | | C | .800 | | 2185 | P | D5UZ 5310-L | | |
| | | C | .809 | | 2285 | P | D5UZ 5310-M | | |
| | -- 9500 G.V.W. | C | .819 | | 2385 | P | D5UZ 5310-N | | |
| | | C | .747 | | 1900 | P | D5UZ 5310-H | | |
| | | C | .780 | | 2000 | P | D5UZ 5310-J | | |
| | | C | .790 | | 2100 | P | D5UZ 5310-K | | |
| | | C | .800 | | 2185 | P | D5UZ 5310-L | | |
| | | C | .809 | | 2285 | P | D5UZ 5310-M | | |
| | -- 9800 G.V.W. | C | .819 | | 2385 | P | D5UZ 5310-N | | |
| | | C | .828 | | 2510 | P | D5UZ 5310-R | | |
| | | C | .780 | | 2000 | P | D5UZ 5310-J | | |
| | | C | .790 | | 2100 | P | D5UZ 5310-K | | |
| | | C | .800 | | 2185 | P | D5UZ 5310-L | | |
| | | C | .809 | | 2285 | P | D5UZ 5310-M | | |
| 79 | E350(Super Van) -- 138" W/B -- 9000 G.V.W. | C | .819 | | 2385 | P | D5UZ 5310-N | | |
| | | C | .828 | | 2510 | P | D5UZ 5310-R | | |
| | | C | .726 | | 1700 | P | D5UZ 5310-F | | |
| | | C | .739 | | 1800 | P | D5UZ 5310-G | | |
| | | C | .747 | | 1900 | P | D5UZ 5310-H | | |
| | | C | .780 | | 2000 | P | D5UZ 5310-J | | |
| | -- 9400 G.V.W. | C | .790 | | 2100 | P | D5UZ 5310-K | | |
| | | C | .800 | | 2185 | P | D5UZ 5310-L | | |
| | | C | .809 | | 2285 | P | D5UZ 5310-M | | |
| | | C | .819 | | 2385 | P | D5UZ 5310-N | | |
| | | C | .828 | | 2510 | P | D5UZ 5310-R | | |
| | | C | .739 | | 1800 | P | D5UZ 5310-G | | |
| 79 | E350(Super Wagon) -- 138" W/B | C | .747 | | 1900 | P | D5UZ 5310-H | | |
| | | C | .780 | | 2000 | P | D5UZ 5310-J | | |
| | | C | .790 | | 2100 | P | D5UZ 5310-K | | |
| | | C | .800 | | 2185 | P | D5UZ 5310-L | | |
| | | C | .809 | | 2285 | P | D5UZ 5310-M | | |
| | | C | .819 | | 2385 | P | D5UZ 5310-N | | |
| | | C | .730 | | 1700 | P | D8TZ 5310-B | | |
| | | C | .741 | | 1800 | P | D8TZ 5310-C | | |
| | | C | .726 | | 1900 | P | D5UZ 5310-F | | |
| | | C | .739 | | 2000 | P | D5UZ 5310-G | | |
| | | C | .762 | | 2100 | P | D5UZ 5310-V | | |

1973/79
TRUCK SERIES 100/500

| YEAR | MODEL | SPRING | | | | | U-BOLT | | Q T Y. |
|--------|---|--------------|------------------------|----------------------|--------------|--------------|-------------------|-------------|--------------|
| | | L V S. | WIRE SIZE (.004) | IDENT ▲ NOTE 1 | Avg. Cap. | P or G | PART NUMBER \$ | PART NUMBER | |
| 5310 | SPRING ASSY. (FRONT) — Cont'd | | | | | | | | |
| Notes: | ● C-Coil | | | | | | | | |
| | ▲ Stamping No. (leaf springs) or Paint Stripes (coil springs) B-Blue Br-Brown G-Green Gr-Gray Or-Orange | | | | | | | | |
| | P-Pink R-Red S-Silver T-Tan V-Violet Y-Yellow W-White | | | | | | | | |
| | ◆-average capacity at pad. G-average capacity at ground. Refer to page 2 for explanation of ratings. | | | | | | | | |
| | \$ The quantity is one where "R.H." and "L.H." are shown, otherwise the quantity is 2. | | | | | | | | |
| | Note 1- Refer to Cross Reference Guide for stamping or identification numbers to service numbers (page 4) | | | | | | | | |
| 79 | E350(Parcel) -- 138" W/B -- 8700/8750 G.V.W. | C | .726 | | 1700 | P | D5UZ 5310-F | | |
| | | C | .739 | | 1800 | P | D5UZ 5310-G | | |
| | | C | .747 | | 1900 | P | D5UZ 5310-H | | |
| | | C | .780 | | 2000 | P | D5UZ 5310-J | | |
| | | C | .790 | | 2100 | P | D5UZ 5310-K | | |
| | | C | .800 | | 2185 | P | D5UZ 5310-L | | |
| | -- 9700 G.V.W. | C | .726 | | 1700 | P | D5UZ 5310-F | | |
| | | C | .739 | | 1800 | P | D5UZ 5310-G | | |
| | | C | .747 | | 1900 | P | D5UZ 5310-H | | |
| | | C | .780 | | 2000 | P | D5UZ 5310-J | | |
| | | C | .790 | | 2100 | P | D5UZ 5310-K | | |
| | | C | .800 | | 2185 | P | D5UZ 5310-L | | |
| | | C | .809 | | 2285 | P | D5UZ 5310-M | | |
| | | C | .819 | | 2385 | P | D5UZ 5310-N | | |
| 79 | E350(Parcel) -- 158" W/B -- 10,000 G.V.W. | C | .739 | | 1800 | P | D5UZ 5310-G | | |
| | | C | .747 | | 1900 | P | D5UZ 5310-H | | |
| | | C | .780 | | 2000 | P | D5UZ 5310-J | | |
| | | C | .790 | | 2100 | P | D5UZ 5310-K | | |
| | | C | .800 | | 2185 | P | D5UZ 5310-L | | |
| | | C | .809 | | 2285 | P | D5UZ 5310-M | | |
| | -- 8650/9550 G.V.W. | C | .747 | | 1900 | P | D5UZ 5310-H | | |
| | | C | .780 | | 2000 | P | D5UZ 5310-J | | |
| | | C | .790 | | 2100 | P | D5UZ 5310-K | | |
| | | C | .800 | | 2185 | P | D5UZ 5310-L | | |
| 79 | E350(Commercial Stripped Chassis) -- 138" W/B -- -- 8650/9550 G.V.W. | C | .809 | | 2285 | P | D5UZ 5310-M | | |
| | | C | .819 | | 2385 | P | D5UZ 5310-N | | |
| | | C | .828 | | 2510 | P | D5UZ 5310-R | | |
| | | C | .726 | | 1700 | P | D5UZ 5310-F | | |
| | | C | .739 | | 1800 | P | D5UZ 5310-G | | |
| | | C | .747 | | 1900 | P | D5UZ 5310-H | | |
| | | C | .790 | | 2000 | P | D5UZ 5310-J | | |
| | | C | .747 | | 1900 | P | D5UZ 5310-H | | |
| | -- 9600 G.V.W. | C | .780 | | 2000 | P | D5UZ 5310-J | | |
| | | C | .790 | | 2100 | P | D5UZ 5310-K | | |
| | | C | .800 | | 2185 | P | D5UZ 5310-L | | |
| | | C | .809 | | 2285 | P | D5UZ 5310-M | | |
| | | C | .819 | | 2385 | P | D5UZ 5310-N | | |
| | | C | .828 | | 2510 | P | D5UZ 5310-R | | |
| 79 | E350(Commercial Stripped Chassis) -- 158" W/B -- -- 8650/9550 G.V.W. | C | .739 | | 1800 | P | D5UZ 5310-G | | |
| | | C | .747 | | 1900 | P | D5UZ 5310-H | | |
| | | C | .780 | | 2000 | P | D5UZ 5310-J | | |
| | | C | .790 | | 2100 | P | D5UZ 5310-K | | |
| | | C | .800 | | 2185 | P | D5UZ 5310-L | | |
| | | C | .809 | | 2285 | P | D5UZ 5310-M | | |
| | -- 9800 G.V.W. | C | .819 | | 2385 | P | D5UZ 5310-N | | |
| | | C | .828 | | 2510 | P | D5UZ 5310-R | | |
| | | C | .739 | | 1800 | P | D5UZ 5310-G | | |
| | | C | .747 | | 1900 | P | D5UZ 5310-H | | |
| | | C | .780 | | 2000 | P | D5UZ 5310-J | | |
| | | C | .790 | | 2100 | P | D5UZ 5310-K | | |

**1973/79
TRUCK SERIES 100/500**

| YEAR | MODEL | SPRING | | | | | PART NUMBER \$ | U-BOLT | | Q T Y. |
|---------|---|--------------|------------------------|----------------------|--------------|--------------|----------------|-------------|--|--------------|
| | | L V S. | WIRE SIZE (.004) | IDENT ▲ NOTE 1 | Avg. Cap. | P or G | | PART NUMBER | | |
| 5310 | SPRING ASSY. (FRONT) — Cont'd | | | | | | | | | |
| Notes: | ● C-Coil | | | | | | | | | |
| | ▲ Stamping No. (leaf springs) or Paint Stripes (coil springs) B-Blue Br-Brown G-Green Gr-Gray Or-Orange | | | | | | | | | |
| | P-Pink R-Red S-Silver T-Tan V-Violet Y-Yellow W-White | | | | | | | | | |
| | ◆—average capacity at pad. G—average capacity at ground. Refer to page 2 for explanation of ratings. | | | | | | | | | |
| | § The quantity is one where "R.H." and "L.H." are shown, otherwise the quantity is 2. | | | | | | | | | |
| Note 1— | Refer to Cross Reference Guide for stamping or identification numbers to service numbers (page 4) | | | | | | | | | |
| 79 | E350(Commercial Cutaway) -- 138" W/B -- 9200/9700 G.V.W. | C | .726 | | 1700 | P | D5UZ 5310-F | | | |
| | | C | .739 | | 1800 | P | D5UZ 5310-G | | | |
| | | C | .747 | | 1900 | P | D5UZ 5310-H | | | |
| | | C | .780 | | 2000 | P | D5UZ 5310-J | | | |
| | | C | .790 | | 2100 | P | D5UZ 5310-K | | | |
| | | C | .800 | | 2185 | P | D5UZ 5310-L | | | |
| 79 | E350(Comercial Cutaway) -- 158" W/B -- 9750 G.V.W. | C | .739 | | 1800 | P | D5UZ 5310-G | | | |
| | | C | .747 | | 1900 | P | D5UZ 5310-H | | | |
| | | C | .780 | | 2000 | P | D5UZ 5310-J | | | |
| | | C | .790 | | 2100 | P | D5UZ 5310-K | | | |
| | | C | .800 | | 2185 | P | D5UZ 5310-L | | | |
| | | C | .809 | | 2285 | P | D5UZ 5310-M | | | |
| 79 | E350(RV) -- 138" W/B -- -- 8700/800 G.V.W. | C | .747 | | 1900 | P | D5UZ 5310-H | | | |
| | | C | .780 | | 2000 | P | D5UZ 5310-J | | | |
| | | C | .790 | | 2100 | P | D5UZ 5310-K | | | |
| | | C | .800 | | 2185 | P | D5UZ 5310-L | | | |
| | | C | .809 | | 2285 | P | D5UZ 5310-M | | | |
| | | C | .819 | | 2385 | P | D5UZ 5310-N | | | |
| | | C | .828 | | 2510 | P | D5UZ 5310-R | | | |
| | -- 9700 G.V.W. | C | .780 | | 2000 | P | D5UZ 5310-J | | | |
| | | C | .790 | | 2100 | P | D5UZ 5310-K | | | |
| | | C | .800 | | 2185 | P | D5UZ 5310-L | | | |
| | | C | .809 | | 2285 | P | D5UZ 5310-M | | | |
| | | C | .819 | | 2385 | P | D5UZ 5310-N | | | |
| | | C | .828 | | 2510 | P | D5UZ 5310-R | | | |
| | -- 10,250 G.V.W. | C | .790 | | 2100 | P | D5UZ 5310-K | | | |
| | | C | .800 | | 2185 | P | D5UZ 5310-L | | | |
| | | C | .809 | | 2285 | P | D5UZ 5310-M | | | |
| | | C | .819 | | 2385 | P | D5UZ 5310-N | | | |
| | | C | .828 | | 2510 | P | D5UZ 5310-R | | | |
| 79 | E350(RV) -- 158" W/B -- 10,000 G.V.W. | C | .790 | | 2100 | P | D5UZ 5310-K | | | |
| | | C | .800 | | 2185 | P | D5UZ 5310-L | | | |
| | | C | .809 | | 2285 | P | D5UZ 5310-M | | | |
| | | C | .819 | | 2385 | P | D5UZ 5310-N | | | |
| | | C | .828 | | 2510 | P | D5UZ 5310-R | | | |
| | -- 11,000 G.V.W. | C | .809 | | 2285 | P | D5UZ 5310-M | | | |
| | | C | .819 | | 2385 | P | D5UZ 5310-N | | | |
| | | C | .828 | | 2510 | P | D5UZ 5310-R | | | |

1973/79 TRUCK SERIES 100/500

| YEAR | MODEL | SPRING | | | | | U-BOLT | | Q T Y. |
|------|-------|--------------|------------------------|----------------------|--------------|--------------|-------------------|-------------|--------------|
| | | L V S. | WIRE SIZE (.004) | IDENT ▲ NOTE 1 | Avg. Cap. | F or G | PART NUMBER \$ | PART NUMBER | |

5310 SPRING ASSY. (FRONT) — Cont'd

Notes:

● C-Coil

▲ Stamping No. (leaf springs) or Paint Stripes (coil springs) B-Blue Br-Brown G-Green Gr-Gray Or-Orange

P-Pink R-Red S-Silver T-Tan V-Violet Y-Yellow W-White

◆—average capacity at pad. G—average capacity at ground. Refer to page 2 for explanation of ratings.

§ The quantity is one where "R.H." and "L.H." are shown, otherwise the quantity is 2.

Note 1—

Refer to Cross Reference Guide for stamping or identification numbers to service numbers (page 4)

| | | | | | | | | | | |
|----------------------|--|------|------|------|------|------|-------------|-------------|--|--|
| 78/ | F100 -- 2/W/D -- 116" W/B -- 4800/4900 G.V.W. | R.H. | C | .639 | | 1250 | G | D7TZ 5310-B | | |
| | | L.H. | C | .614 | | | | D7TZ 5310-A | | |
| | | R.H. | C | .659 | | 1330 | G | D7TZ 5310-C | | |
| | | L.H. | C | .639 | | | | D7TZ 5310-B | | |
| | | R.H. | C | .682 | | 1410 | G | D7TZ 5310-D | | |
| | | L.H. | C | .659 | | | | D7TZ 5310-C | | |
| | -- 5300/5400 G.V.W. | R.H. | C | .718 | | 1490 | G | D7TZ 5310-E | | |
| | | L.H. | C | .682 | | | | D7TZ 5310-D | | |
| | | R.H. | C | .639 | | 1250 | G | D7TZ 5310-B | | |
| | | L.H. | C | .614 | | | | D7TZ 5310-A | | |
| | | R.H. | C | .659 | | 1330 | G | D7TZ 5310-C | | |
| | | L.H. | C | .639 | | | | D7TZ 5310-B | | |
| | | R.H. | C | .682 | | 1410 | G | D7TZ 5310-D | | |
| | | L.H. | C | .659 | | | | D7TZ 5310-C | | |
| -- 5200, 5600 G.V.W. | R.H. | C | .718 | | 1490 | G | D7TZ 5310-E | | | |
| | L.H. | C | .682 | | | | D7TZ 5310-D | | | |
| | R.H. | C | .767 | | 1570 | G | D7TZ 5310-F | | | |
| | L.H. | C | .718 | | | | D7TZ 5310-E | | | |
| | R.H. | C | .639 | | 1250 | G | D7TZ 5310-B | | | |
| | L.H. | C | .614 | | | | D7TZ 5310-A | | | |
| | R.H. | C | .659 | | 1330 | G | D7TZ 5310-C | | | |
| | L.H. | C | .639 | | | | D7TZ 5310-B | | | |
| | R.H. | C | .682 | | 1410 | G | D7TZ 5310-D | | | |
| | L.H. | C | .659 | | | | D7TZ 5310-C | | | |
| -- 4800 G.V.W. | R.H. | C | .718 | | 1490 | G | D7TZ 5310-E | | | |
| | L.H. | C | .682 | | | | D7TZ 5310-D | | | |
| | R.H. | C | .767 | | 1570 | G | D7TZ 5310-F | | | |
| | L.H. | C | .718 | | | | D7TZ 5310-E | | | |
| | R.H. | C | .762 | | 1650 | G | D7TZ 5310-G | | | |
| | L.H. | C | .739 | | | | D7TZ 5310-F | | | |

1973/79
TRUCK SERIES 100/500

| YEAR | MODEL | SPRING | | | | | | U-BOLT | |
|---------|--|--------------|------------------------|----------------------|--------------|--------------|-------------------|----------------------------|--------------|
| | | L V S. | WIRE SIZE (.004) | IDENT ▲ NOTE 1 | Avg. Cap. | P or G | PART NUMBER \$ | PART NUMBER | Q T Y. |
| 5310 | SPRING ASSY. (FRONT) — Cont'd | | | | | | | | |
| Notes: | ● C-Coil ▲ Stamping No. (leaf springs) or Paint Stripes (coil springs) B-Blue Br-Brown G-Green Gr-Gray Or-Orange P-Pink R-Red S-Silver T-Tan V-Violet Y-Yellow W-White ◆—average capacity at pad. G—average capacity at ground. Refer to page 2 for explanation of ratings. \$ The quantity is one where "R.H." and "L.H." are shown, otherwise the quantity is 2. | | | | | | | | |
| Note 1— | Refer to Cross Reference Guide for stamping or identification numbers to service numbers (page 4) | | | | | | | | |
| 78/ | F100 -- 2/W/D -- 138" W/B -- 5200/5700 G.V.W. | R.H. L.H. | C C | .639 .614 | | 1250 | G | D7TZ 5310-B D7TZ 5310-A | |
| | | R.H. L.H. | C C | .659 .639 | | 1330 | G | D7TZ 5310-C D7TZ 5310-B | |
| | | R.H. L.H. | C C | .682 .659 | | 1410 | G | D7TZ 5310-D D7TZ 5310-C | |
| | | R.H. L.H. | C C | .718 .682 | | 1490 | G | D7TZ 5310-E D7TZ 5310-D | |
| | | R.H. L.H. | C C | .739 .718 | | 1570 | G | D7TZ 5310-F D7TZ 5310-E | |
| | | R.H. L.H. | C C | .767 .739 | | 1650 | G | D7TZ 5310-G D7TZ 5310-F | |
| 78/ | F100 -- 2/W/D -- 155" W/B -- 5200, 5800 G.V.W. | R.H. L.H. | C C | .659 .639 | | 1330 | G | D7TZ 5310-C D7TZ 5310-B | |
| | | R.H. L.H. | C C | .682 .659 | | 1410 | G | D7TZ 5310-D D7TZ 5310-C | |
| | | R.H. L.H. | C C | .718 .682 | | 1490 | G | D7TZ 5310-E D7TZ 5310-D | |
| | | R.H. L.H. | C C | .739 .718 | | 1570 | G | D7TZ 5310-F D7TZ 5310-E | |
| | | R.H. L.H. | C C | .767 .739 | | 1650 | G | D7TZ 5310-G D7TZ 5310-F | |
| 78/ | F150 -- 2/W/D -- 133" W/B -- 6050, 6150 G.V.W. | R.H. L.H. | C C | .639 .614 | | 1250 | G | D7TZ 5310-B D7TZ 5310-A | |
| | | R.H. L.H. | C C | .659 .639 | | 1330 | G | D7TZ 5310-C D7TZ 5310-B | |
| | | R.H. L.H. | C C | .682 .659 | | 1410 | G | D7TZ 5310-D D7TZ 5310-C | |
| | | R.H. L.H. | C C | .718 .682 | | 1490 | G | D7TZ 5310-E D7TZ 5310-D | |
| | | R.H. L.H. | C C | .739 .718 | | 1570 | G | D7TZ 5310-F D7TZ 5310-E | |
| | | R.H. L.H. | C C | .767 .739 | | 1650 | G | D7TZ 5310-G D7TZ 5310-F | |
| 78/ | F150 -- 2/W/D -- 138" W/B -- 6050, 6200 G.V.W. | R.H. L.H. | C C | .659 .639 | | 1330 | G | D7TZ 5310-C D7TZ 5310-B | |
| | | R.H. L.H. | C C | .682 .659 | | 1410 | G | D7TZ 5310-D D7TZ 5310-C | |
| | | R.H. L.H. | C C | .718 .682 | | 1490 | G | D7TZ 5310-E D7TZ 5310-D | |
| | | R.H. L.H. | C C | .739 .718 | | 1570 | G | D7TZ 5310-F D7TZ 5310-E | |
| | | R.H. L.H. | C C | .767 .739 | | 1650 | G | D7TZ 5310-G D7TZ 5310-F | |

**1973/79
TRUCK SERIES 100/500**

| YEAR | MODEL | SPRING | | | | | U-BOLT | | Q T Y. |
|---|---|--------------|------------------------|----------------------|--------------|--------------|-------------------|------------------------------|----------------------------|
| | | L V S. | WIRE SIZE (.004) | IDENT ▲ NOTE 1 | Avg. Cap. | P or G | PART NUMBER \$ | PART NUMBER | |
| 5310 | SPRING ASSY. (FRONT) — Cont'd | | | | | | | | |
| Notes: | | | | | | | | | |
| ● C-Coil | | | | | | | | | |
| ▲ Stamping No. (leaf springs) or Paint Stripes (coil springs) B-Blue Br-Brown G-Green Gr-Gray Or-Orange | | | | | | | | | |
| P-Pink R-Red S-Silver T-Tan V-Violet Y-Yellow W-White | | | | | | | | | |
| ◆—average capacity at pad. G—average capacity at ground. Refer to page 2 for explanation of ratings. | | | | | | | | | |
| § The quantity is one where "R.H." and "L.H." are shown, otherwise the quantity is 2. | | | | | | | | | |
| Note 1— Refer to Cross Reference Guide for stamping or identification numbers to service numbers (page 4) | | | | | | | | | |
| 78/ | F150 -- 2/W/D -- 155" W/B -- 6200, 6400 G.V.W. | R.H. L.H. | C C | .659 .639 | | 1330 | G | D7TZ 5310-C D7TZ 5310-B | |
| | | R.H. L.H. | C C | .682 .659 | | 1410 | G | D7TZ 5310-D D7TZ 5310-C | |
| | | R.H. L.H. | C C | .718 .682 | | 1490 | G | D7TZ 5310-E D7TZ 5310-D | |
| | | R.H. L.H. | C C | .739 .718 | | 1570 | G | D7TZ 5310-F D7TZ 5310-E | |
| | | R.H. L.H. | C C | .767 .739 | | 1650 | G | D7TZ 5310-G D7TZ 5310-F | |
| 78/ | F150 -- 4/W/D -- 116" W/B -- 6050 G.V.W. | R.H. L.H. | C C | .625 .625 | | 1395 | G | D6TZ 5310-T D6TZ 5310-T | |
| | | R.H. L.H. | C C | .653 .653 | | 1495 | G | D6TZ 5310-U D6TZ 5310-U | |
| | | R.H. L.H. | C C | .671 .671 | | 1575 | G | D6TZ 5310-V D6TZ 5310-V | |
| | | R.H. L.H. | C C | .693 .693 | | 1650 | G | D6TZ 5310-W D6TZ 5310-W | |
| | | R.H. L.H. | C C | .693 .693 | | 1775 | G | D6TZ 5310-Y D6TZ 5310-Y | |
| 78/ | F150 -- 4/W/D -- 133" W/B -- 6300, 6500 G.V.W. | R.H. L.H. | C C | .625 .625 | | 1395 | G | D6TZ 5310-T D6TZ 5310-T | |
| | | R.H. L.H. | C C | .653 .653 | | 1495 | G | D6TZ 5310-U D6TZ 5310-U | |
| | | R.H. L.H. | C C | .671 .671 | | 1575 | G | D6TZ 5310-V D6TZ 5310-V | |
| | | R.H. L.H. | C C | .693 .693 | | 1650 | G | D6TZ 5310-W D6TZ 5310-W | |
| | | R.H. L.H. | C C | .693 .693 | | 1575 | G | D6TZ 5310-Y D6TZ 5310-Y | |
| 78/ | F150 -- 4/W/D -- 155" W/B -- 6400 G.V.W. | R.H. L.H. | 2 2 | | | 1725 | G | D7TZ 5310-AG D7TZ 5310-AG | D7TZ 5455-A D7TZ 5455-A |
| | | R.H. L.H. | 2 2 | | | 1790 | G | D7TZ 5310-AH D7TZ 5310-AH | D7TZ 5455-A D7TZ 5455-A |
| 73/76 | F100/150-4/W/D—"Before Ser. B25,000" | R.H. L.H. | C C | .620 .620 | 1G 1G | 1365 | G | C6TZ 5310-D C6TZ 5310-D | |
| | | R.H. L.H. | C C | .645 .645 | 1S 1S | 1490 | G | C6TZ 5310-G C6TZ 5310-G | |
| | | R.H. L.H. | C C | .671 .671 | | 1650 | G | D2TZ 5310-N D2TZ 5310-N | |
| | | R.H. L.R. | C C | .693 .693 | | 1775 | G | D6TZ 5310-B D6TZ 5310-B | |

1973/79
TRUCK SERIES 100/500

| YEAR | MODEL | SPRING | | | | | U-BOLT | | Q T Y. |
|--------|---|--------------|------------------------|----------------------|--------------|--------------|-------------------|-------------|--------------|
| | | L V S. | WIRE SIZE (.004) | IDENT ▲ NOTE 1 | Avg. Cap. | P or G | PART NUMBER \$ | PART NUMBER | |
| 5310 | SPRING ASSY. (FRONT) — Cont'd | | | | | | | | |
| Notes: | ● C-Coil | | | | | | | | |
| | ▲ Stamping No. (leaf springs) or Paint Stripes (coil springs) B-Blue Br-Brown G-Green Gr-Gray Or-Orange | | | | | | | | |
| | P-Pink R-Red S-Silver T-Tan V-Violet Y-Yellow W-White | | | | | | | | |
| | ◆—average capacity at pad. G—average capacity at ground. Refer to page 2 for explanation of ratings. | | | | | | | | |
| | § The quantity is one where "R.H." and "L.H." are shown, otherwise the quantity is 2. | | | | | | | | |
| | Note 1— Refer to Cross Reference Guide for stamping or identification numbers to service numbers (page 4) | | | | | | | | |
| 76/77 | F100/150 — 4/W/D—"From Ser. B25,000" | R.H. | C .625 | | 1395 | G | D6TZ 5310-T | | |
| | | L.H. | C .625 | | | | D6TZ 5310-T | | |
| | | R.H. | C .653 | | 1495 | G | D6TZ 5310-U | | |
| | | L.H. | C .653 | | | | D6TZ 5310-U | | |
| | | R.H. | C .671 | | 1575 | G | D6TZ 5310-V | | |
| | | L.H. | C .671 | | | | D6TZ 5310-V | | |
| | | R.H. | C .693 | | 1650 | G | D6TZ 5310-W | | |
| | | L.H. | C .693 | | | | D6TZ 5310-W | | |
| | | R.H. | C .693 | | 1775 | G | D6TZ 5310-Y | | |
| | | L.H. | C .693 | | | | D6TZ 5310-Y | | |
| 73 | F250 — 2/W/D with 6200 GVW and 6900 GVW | R.H. | C .659 | 2BR | 1365 | G | D3TZ 5310-E | | |
| | | L.H. | C .639 | 2V | | | D3TZ 5310-G | | |
| | | R.H. | C .682 | 2P | 1450 | G | D3TZ 5310-F | | |
| | | L.H. | C .659 | 2BR | | | D3TZ 5310-E | | |
| | | R.H. | C .718 | 2G | 1585 | G | D2TZ 5310-E | | 1 |
| | | L.H. | C .682 | 2P | | | D3TZ 5310-F | | 1 |
| 74 | F250(regular cab) — 2/W/D with 6200 G.V.W. and 6900 G.V.W. w/o 8 cyl. 460 eng. | R.H. | C .659 | | 1365 | G | D7TZ 5310-C | | |
| | | L.H. | C .639 | | | | D7TZ 5310-B | | |
| 75/76 | F250(regular cab) — 2/W/D with 6200 and 6900 G.V.W. | R.H. | C .682 | | 1450 | G | D7TZ 5310-D | | |
| | | L.H. | C .659 | 1W-1P | | | D4TZ 5310-F | | |
| | | R.H. | C .718 | | 1585 | G | D7TZ 5310-E | | |
| | | L.H. | C .682 | | | | D7TZ 5310-D | | |
| | | R.H. | C .718 | 1W-1V | 1675 | G | D5TZ 5310-A | | |
| | | L.H. | C .739 | | | | D7TZ 5310-E | | |
| 73 | F250(regular cab) — 2/W/D with 7500 or 8100 GVW | R.H. | C .719 | 1R-2Y | 1450 | G | D2TZ 5310-F | | |
| | | L.H. | C .664 | 1B-2Y | | | D2TZ 5310-G | | |
| | | R.H. | C .743 | 1R-2B | 1585 | G | D2TZ 5310-H | | |
| | | L.H. | C .686 | 1B-2R | | | D2TZ 5310-J | | |
| | | R.H. | C .769 | | 1650 | G | D7TZ 5310-J | | |
| | | L.H. | C .725 | | | | D7TZ 5310-M | | |
| 74 | F250(regular cab) — 2/W/D with 6900 GVW and 8 cyl. 460 eng. and 7500 or 8100 GVW | R.H. | C .719 | 1W-2B | 1450 | G | D7TZ 5310-J | | |
| | | L.H. | C .664 | 1W-2R | | | D7TZ 5310-H | | |
| 75 | F250 (regular cab) — 2/W/D with 7500 and 8100 GVW | R.H. | C .743 | | 1585 | G | D7TZ 5310-L | | |
| | | L.H. | C .686 | 1W-2P | | | D7TZ 5310-K | | |
| | | R.H. | C .769 | 1W-2Gr | 1650 | G | D7TZ 5310-N | | |
| | | L.H. | C .725 | | | | D7TZ 5310-M | | |
| | | R.H. | C .739 | 1W-3R | 1750 | G | D4TZ 5310-S | | |
| | | L.H. | C .782 | 1W-3B | | | D4TZ 5310-T | | |

1973/79 TRUCK SERIES 100/500

| YEAR | MODEL | SPRING | | | | | | U-BOLT | | |
|---------|--|--------------|------------------------|----------------------|--------------|--------------|-------------------|--------------|--------------|---|
| | | L V S. | WIRE SIZE (.004) | IDENT ▲ NOTE 1 | Avg. Cap. | P or G | PART NUMBER \$ | PART NUMBER | Q T Y. | |
| 5310 | SPRING ASSY. (FRONT) — Cont'd | | | | | | | | | |
| Notes: | ● C-Coil ▲ Stamping No. (leaf springs) or Paint Stripes (coil springs) B-Blue Br-Brown G-Green Gr-Gray Or-Orange P-Pink R-Red S-Silver T-Tan V-Violet Y-Yellow W-White ◆—average capacity at pad. G—average capacity at ground. Refer to page 2 for explanation of ratings. \$ The quantity is one where "R.H." and "L.H." are shown, otherwise the quantity is 2. | | | | | | | | | |
| Note 1— | Refer to Cross Reference Guide for stamping or identification numbers to service numbers (page 4) | | | | | | | | | |
| 76 | F250(regular cab) — — 2/W/D with 7800/8000 G.V.W. | R.H. | C | .719 | | 1450 | G | D7TZ 5310-J | | |
| | | L.H. | C | .664 | | | | D6TZ 5310-M | | |
| | | R.H. | C | .743 | | 1585 | G | D7TZ 5310-L | | |
| | | L.H. | C | .686 | | | | D7TZ 5310-K | | |
| | | R.H. | C | .769 | | 1650 | G | D7TZ 5310-N | | |
| | | L.H. | C | .725 | | | | D7TZ 5310-M | | |
| 73/75 | F250 (regular cab) — — 4/W/D | R.H. | 5 | | | 1550 | G | D3TZ 5310-J | D7TZ 5455-A | 2 |
| | | L.H. | 5 | | | | | D3TZ 5310-J | D7TZ 5455-A | 2 |
| | | R.H. | 6 | | | 1775 | G | D7TZ 5310-AC | D7TZ 5455-A | 2 |
| | | L.H. | 6 | | | | | D7TZ 5310-AC | D7TZ 5455-A | 2 |
| 76/77 | F250(regular cab) — — 4/W/D "Before Ser. Y20,001" | R.H. | 6 | | | 1550 | G | D7TZ 5310-AD | D7TZ 5455-A | 2 |
| | | L.H. | 6 | | | | | D7TZ 5310-AD | D7TZ 5455-A | 2 |
| | | R.H. | 6 | | | 1775 | G | D7TZ 5310-AC | D7TZ 5455-A | 2 |
| | | L.H. | 6 | | | | | D7TZ 5310-AC | D7TZ 5455-A | 2 |
| 77 | F250(exc. Crew Cab) — — 4/W/D "From Ser. Y20,001" | R.H. | 2 | | | 1600 | G | D7TZ 5310-AF | D7TZ 5455-A | 2 |
| | | L.H. | 2 | | | | | D7TZ 5310-AF | D7TZ 5455-A | 2 |
| | | R.H. | 2 | | | 1750 | G | D7TZ 5310-AG | D7TZ 5455-A | 2 |
| | | L.H. | 2 | | | | | D7TZ 5310-AG | D7TZ 5455-A | 2 |
| | | R.H. | 2 | | | 1900 | G | D7TZ 5310-AH | D7TZ 5455-A | 2 |
| | | L.H. | 2 | | | | | D7TZ 5310-AH | D7TZ 5455-A | 2 |
| 77 | F250(regular cab)— 2/W/D with 6200/6800 GVW | R.H. | C | .659 | | 1350 | G | D7TZ 5310-C | | |
| | | L.H. | C | .639 | | | | D7TZ 5310-B | | |
| | | R.H. | C | .682 | | 1430 | G | D7TZ 5310-D | | |
| | | L.H. | C | .659 | | | | D7TZ 5310-C | | |
| | | R.H. | C | .718 | | 1510 | G | D7TZ 5310-E | | |
| | | L.H. | C | .682 | | | | D7TZ 5310-D | | |
| | | R.H. | C | .739 | | 1590 | G | D7TZ 5310-F | | |
| | | L.H. | C | .718 | | | | D7TZ 5310-E | | |
| | | R.H. | C | .767 | | 1670 | G | D7TZ 5310-G | | |
| | | L.H. | C | .739 | | | | D7TZ 5310-F | | |

1973/79
TRUCK SERIES 100/500

| YEAR | MODEL | SPRING | | | | | | U-BOLT | |
|--------|---|--------------|------------------------|----------------------|-----------------|--------------|-------------------|----------------------------|--------------|
| | | L V S. | WIRE SIZE (.004) | IDENT ▲ NOTE 1 | Avg. Cap. | P or G | PART NUMBER \$ | PART NUMBER | Q T Y. |
| 5310 | SPRING ASSY. (FRONT) — Cont'd | | | | | | | | |
| Notes: | ● C-Coil | | | | | | | | |
| | ▲ Stamping No. (leaf springs) or Paint Stripes (coil springs) B-Blue Br-Brown G-Green Gr-Gray Or-Orange | | | | | | | | |
| | P-Pink R-Red S-Silver T-Tan V-Violet Y-Yellow W-White | | | | | | | | |
| | ◆-average capacity at pad. G-average capacity at ground. Refer to page 2 for explanation of ratings. | | | | | | | | |
| | § The quantity is one where "R.H." and "L.H." are shown, otherwise the quantity is 2. | | | | | | | | |
| | Note 1- Refer to Cross Reference Guide for stamping or identification numbers to service numbers (page 4) | | | | | | | | |
| 77 | F250(regular cab) — 2/W/D with 7700/7900 GVW | R.H. L.H. | C C | .719 .664 | | 1450 | G | D7TZ 5310-J D7TZ 5310-H | |
| | | R.H. L.H. | C C | .743 .686 | | 1525 | G | D7TZ 5310-L D7TZ 5310-K | |
| | | R.H. L.H. | C C | .769 .725 | | 1600 | G | D7TZ 5310-N D7TZ 5310-M | |
| | | R.H. L.H. | C C | .791 .744 | | 1675 | G | D7TZ 5310-S D7TZ 5310-R | |
| | | R.H. L.H. | C C | .782 .734 | | 1750 | G | D7TZ 5310-U D7TZ 5310-T | |
| 73/75 | F250(crew cab) — 2/W/D and 6 cyl. | R.H. L.H. | C C | .769 .725 | 1R-2Gr | 1650 | G | D2TZ 5310-K D7TZ 5310-M | |
| | F250(crew cab) — 2/W/D and 8 cyl. | R.H. L.H. | C C | .796 .752 | 3V 3S | 1850 | G | C7TZ 5310-T C7TZ 5310-U | |
| | | R.H. L.H. | C C | .813 .761 | 1W-3GR 1W-3V | 1925 | G | D4TZ 5310-B D4TZ 5310-A | |
| 76 | F250(crew cab) — 2/W/D | R.H. L.H. | C C | .782 .625 | | 1725 | G | D7TZ 5310-U D6TZ 5310-T | |
| | | R.H. L.H. | C C | .769 .752 | | 1850 | G | D7TZ 5310-W D7TZ 5310-V | |
| 77 | F250(crew cab) — 2/W/D | R.H. L.H. | C C | .790 .752 | | 1775 | G | D7TZ 5310-W D7TZ 5310-V | |
| | | R.H. L.H. | C C | .805 .755 | | 1850 | G | D7TZ 5310-Z D7TZ 5310-Y | |
| 74/75 | F250 (super cab) — 2/W/D with 8100 and 9300 GVW | R.H. L.H. | C C | .739 .782 | 1W-3R 1W-3B | 1725 | G | D4TZ 5310-S D4TZ 5310-T | |
| | | R.H. L.H. | C C | .790 .752 | 1W-3G 1W-3P | 1850 | G | D4TZ 5310-V D4TZ 5310-U | |
| | | R.H. L.H. | C C | .805 .761 | 1W-3GR 1W-3V | 1925 | G | D4TZ 5310-B D4TZ 5310-A | |
| 76 | F250(super cab) — 2/W/D with 8100/9350 G.V.W. | R.H. L.H. | C C | .782 .734 | | 1725 | G | D7TZ 5310-U D7TZ 5310-T | |
| | | R.H. L.H. | C C | .790 .752 | | 1850 | G | D7TZ 5310-W D7TZ 5310-V | |
| 74/75 | F250 (super cab) — 2/W/D exc. 8100 and 9300 GVW. | R.H. L.H. | C C | .719 .664 | | 1450 | G | D6TZ 5310-N D7TZ 5310-H | |
| | | R.H. L.H. | C C | .743 .686 | | 1585 | G | D7TZ 5310-L D7TZ 5310-K | |
| | | R.H. L.H. | C C | .769 .725 | 1W-2GR | 1650 | G | D7TZ 5310-N D7TZ 5310-M | |
| | | R.H. L.H. | C C | .782 .739 | 1W-3B 1W-3R | 1750 | G | D4TZ 5310-T D4TZ 5310-S | |

**1973/79
TRUCK SERIES 100/500**

| YEAR | MODEL | SPRING | | | | | | U-BOLT | |
|---------|---|--------------|------------------------|----------------------|--------------|--------------|-------------------|--------------|---------------|
| | | L V S. | WIRE SIZE (.004) | IDENT ▲ NOTE 1 | Avg. Cap. | P or G | PART NUMBER \$ | PART NUMBER | Q T Y. |
| 5310 | SPRING ASSY. (FRONT) — Cont'd | | | | | | | | |
| Notes: | ● C-Coil | | | | | | | | |
| | ▲ Stamping No. (leaf springs) or Paint Stripes (coil springs) B-Blue Br-Brown G-Green Gr-Gray Or-Orange | | | | | | | | |
| | P-Pink R-Red S-Silver T-Tan V-Violet Y-Yellow W-White | | | | | | | | |
| | ◆—average capacity at pad. G—average capacity at ground. Refer to page 2 for explanation of ratings. | | | | | | | | |
| | § The quantity is one where "R.H." and "L.H." are shown, otherwise the quantity is 2. | | | | | | | | |
| Note 1— | Refer to Cross Reference Guide for stamping or identification numbers to service numbers (page 4) | | | | | | | | |
| 76 | F250(super cab) — — 2/W/D exc. 8100 G.V.W. | R.H. | C | .719 | | 1450 | G | D7TZ 5310-J | |
| | | L.H. | C | .664 | | | | D7TZ 5310-H | |
| | | R.H. | C | .743 | | 1585 | G | D7TZ 5310-L | |
| | | L.H. | C | .686 | | | | D7TZ 5310-K | |
| | | R.H. | C | .769 | | 1650 | G | D7TZ 5310-N | |
| | | L.H. | C | .725 | | | | D7TZ 5310-L | |
| | | R.H. | C | .782 | | 1750 | G | D6TZ 5310-E | |
| | | L.H. | C | .734 | | | | D7TZ 5310-T | |
| 77 | F250(super cab) — — 2/W/D — — exc. 8100/9250 GVW | R.H. | C | .719 | | 1450 | G | D7TZ 5310-J | |
| | | L.H. | C | .664 | | | | D7TZ 5310-H | |
| | | R.H. | C | .743 | | 1525 | G | D7TZ 5310-L | |
| | | L.H. | C | .686 | | | | D7TZ 5310-K | |
| | | R.H. | C | .769 | | 1600 | G | D7TZ 5310-N | |
| | | L.H. | C | .725 | | | | D7TZ 5310-M | |
| | | R.H. | C | .791 | | 1675 | G | D7TZ 5310-S | |
| | | L.H. | C | .744 | | | | D7TZ 5310-R | |
| | | R.H. | C | .782 | | 1750 | G | D7TZ 5310-U | |
| | | L.H. | C | .734 | | | | D7TZ 5310-T | |
| 77 | F250(super cab) — — 2/W/D—8100/9250 GVW | R.H. | C | .782 | | 1700 | G | D7TZ 5310-U | |
| | | L.H. | C | .734 | | | | D7TZ 5310-T | |
| | | R.H. | C | .790 | | 1775 | G | D7TZ 5310-W | |
| | | L.H. | C | .752 | | | | D7TZ 5310-V | |
| | | R.H. | C | .805 | | 1850 | G | D7TZ 5310-Z | |
| | | L.H. | C | .755 | | | | D7TZ 5310-Y | |
| | | R.H. | C | .814 | | 1925 | G | D7TZ 5310-AB | |
| | | L.H. | C | .766 | | | | D7TZ 5310-AA | |
| 74/76 | F250(crew cab) — — 4/W/D | | 6 | | | 1900 | G | D7TZ 5310-AC | D3TZ 5455-A 2 |
| | | | 6 | | | 1775 | G | D7TZ 5310-AC | D7TZ 5455-A 2 |
| 77 | F250(crew cab) — — 4/W/D | | 6 | | | 1775 | G | D7TZ 5310-AC | D3TZ 5455-A 2 |
| | | | 6 | | | 1900 | G | D7TZ 5310-AE | D3TZ 5455-A 2 |

1973/79
TRUCK SERIES 100/500

| YEAR | MODEL | SPRING | | | | | U-BOLT | | Q T Y. |
|------|-------|--------------|------------------------|----------------------|--------------|--------------|-------------------|-------------|--------------|
| | | L V S. | WIRE SIZE (.004) | IDENT ▲ NOTE 1 | Avg. Cap. | P or G | PART NUMBER \$ | PART NUMBER | |

5310 SPRING ASSY. (FRONT) — Cont'd

Notes: ● C-Coil

▲ Stamping No. (leaf springs) or Paint Stripes (coil springs) B-Blue Br-Brown G-Green Gr-Gray Or-Orange
P-Pink R-Red S-Silver T-Tan V-Violet Y-Yellow W-White

◆—average capacity at pad. G—average capacity at ground. Refer to page 2 for explanation of ratings.

§ The quantity is one where "R.H." and "L.H." are shown, otherwise the quantity is 2.

Note 1— Refer to Cross Reference Guide for stamping or identification numbers to service numbers (page 4)

| | | | | | | | | | | |
|-----|---|------|---|------|--|------|---|--------------|-------------|---|
| 78/ | F250(exc. crew cab) -- 2/W/D -- 155" W/B -- 6550/7500 G.V.W. | R.H. | C | .719 | | 1450 | G | D7TZ 5310-J | | |
| | | L.H. | C | .664 | | | | D7TZ 5310-H | | |
| | | R.H. | C | .743 | | 1545 | G | D7TZ 5310-L | | |
| | | L.H. | C | .686 | | | | D7TZ 5310-K | | |
| | | R.H. | C | .769 | | 1600 | G | D7TZ 5310-N | | |
| | | L.H. | C | .725 | | | | D7TZ 5310-M | | |
| | | R.H. | C | .791 | | 1675 | G | D7TZ 5310-S | | |
| | | L.H. | C | .744 | | | | D7TZ 5310-R | | |
| | | R.H. | C | .782 | | 1750 | G | D7TZ 5310-U | | |
| | | L.H. | C | .734 | | | | D7TZ 5310-T | | |
| 78/ | F250(exc. crew cab) -- 2/W/D -- 155" W/B -- 8100 G.V.W. | R.H. | C | .782 | | 1700 | G | D7TZ 5310-U | | |
| | | L.H. | C | .734 | | | | D7TZ 5310-T | | |
| | | R.H. | C | .790 | | 1775 | G | D7TZ 5310-W | | |
| | | L.H. | C | .752 | | | | D7TZ 5310-V | | |
| | | R.H. | C | .805 | | 1850 | G | D7TZ 5310-Z | | |
| | | L.H. | C | .755 | | | | D7TZ 5310-Y | | |
| | | R.H. | C | .814 | | 1975 | G | D7TZ 5310-AB | | |
| | | L.H. | C | .766 | | | | D7TZ 5310-AA | | |
| 78/ | F250(exc. crew cab) -- 4/W/D -- 133" W/B -- All G.V.W. | R.H. | 2 | | | 1600 | G | D7TZ 5310-AF | D7TZ 5455-A | 2 |
| | | L.H. | 2 | | | | | D7TZ 5310-AF | D7TZ 5455-A | 2 |
| | | R.H. | 2 | | | 1825 | G | D7TZ 5310-AG | D7TZ 5455-A | 2 |
| | | L.H. | 2 | | | | | D7TZ 5310-AG | D7TZ 5455-A | 2 |
| | | R.H. | 2 | | | 1975 | G | D7TZ 5310-AH | D7TZ 5455-A | 2 |
| | | L.H. | 2 | | | | | D7TZ 5310-AH | D7TZ 5455-A | 2 |
| | | R.H. | 2 | | | 2175 | G | D7TZ 5310-AJ | D7TZ 5455-A | 2 |
| | | L.H. | 2 | | | | | D7TZ 5310-AJ | D7TZ 5455-A | 2 |
| | | R.H. | 2 | | | 2375 | G | D8TZ 5310-D | D7TZ 5455-A | 2 |
| | | L.H. | 2 | | | | | D8TZ 5310-D | D7TZ 5455-A | 2 |
| 78/ | F250(exc. crew cab) -- 4/W/D -- 155" W/B -- All G.V.W. | R.H. | 2 | | | 1825 | G | D7TZ 5310-AG | D7TZ 5455-A | 2 |
| | | L.H. | 2 | | | | | D7TZ 5310-AG | D7TZ 5455-A | 2 |
| | | R.H. | 2 | | | 1975 | G | D7TZ 5310-AH | D7TZ 5455-A | 2 |
| | | L.H. | 2 | | | | | D7TZ 5310-AH | D7TZ 5455-A | 2 |
| | | R.H. | 2 | | | 2175 | G | D7TZ 5310-AJ | D7TZ 5455-A | 2 |
| | | L.H. | 2 | | | | | D7TZ 5310-AJ | D7TZ 5455-A | 2 |
| | | R.H. | 2 | | | 2375 | G | D8TZ 5310-D | D7TZ 5455-A | 2 |
| | | L.H. | 2 | | | | | D8TZ 5310-D | D7TZ 5455-A | 2 |

1973/79 TRUCK SERIES 100/500

| YEAR | MODEL | SPRING | | | | | | U-BOLT | | Q T Y. |
|--------|---|--|--|--|--|--------------------------------------|----------------------------|--|----------------------------|----------------------------|
| | | L V S ● | WIRE SIZE (.004) | IDENT ▲ NOTE 1 | Avg. Cap. | P or G ◆ | PART NUMBER \$ | PART NUMBER | | |
| 5310 | SPRING ASSY. (FRONT) — Cont'd | | | | | | | | | |
| Notes: | ● C-Coil ▲ Stamping No. (leaf springs) or Paint Stripes (coil springs) B-Blue Br-Brown G-Green Gr-Gray Or-Orange P-Pink R-Red S-Silver T-Tan V-Violet Y-Yellow W-White ◆—average capacity at pad. G—average capacity at ground. Refer to page 2 for explanation of ratings. \$ The quantity is one where "R.H." and "L.H." are shown, otherwise the quantity is 2. Note 1— Refer to Cross Reference Guide for stamping or identification numbers to service numbers (page 4) | | | | | | | | | |
| 78/ | F250(exc. crew cab) -- 2/W/D -- 133" W/B -- 6200, 6800 G.V.W. | R.H. L.H. R.H. L.H. R.H. L.H. R.H. L.H. R.H. L.H. | C C C C C C C C C C | .659 .639 .682 .659 .718 .682 .739 .718 .767 .739 | | 1350 1430 1510 1590 1670 | G G G G G G | D7TZ 5310-C D7TZ 5310-B D7TZ 5310-D D7TZ 5310-C D7TZ 5310-E D7TZ 5310-D D7TZ 5310-F D7TZ 5310-E D7TZ 5310-G D7TZ 5310-F | | |
| | -- 7700, 7900 G.V.W. | R.H. L.H. R.H. L.H. R.H. L.H. R.H. L.H. | C C C C C C C C | .719 .664 .743 .686 .769 .725 .791 .744 | | 1450 1525 1600 1675 | G G G G G G | D7TZ 5310-J D7TZ 5310-H D7TZ 5310-L D7TZ 5310-K D7TZ 5310-N D7TZ 5310-M D7TZ 5310-S D7TZ 5310-R | | |
| 78/ | F250(exc. crew cab) -- 2/W/D -- 138" W/B -- All G.V.W. | R.H. L.H. R.H. L.H. R.H. L.H. R.H. L.H. | C C C C C C C C | .719 .664 .743 .686 .769 .725 .791 .744 | | 1450 1525 1650 1675 | G G G G G G | D7TZ 5310-J D7TZ 5310-H D7TZ 5310-L D7TZ 5310-K D7TZ 5310-N D7TZ 5310-M D7TZ 5310-S D7TZ 5310-R | | |
| 78/ | F250(crew cab) -- 2/W/D -- 6 cyl. | R.H. L.H. | C C | .790 .752 | | 1775 | G G | D7TZ 5310-W D7TZ 5310-V | | |
| | -- 8 cyl. | R.H. L.H. | C C | .805 .755 | | 1850 | G G | D7TZ 5310-Z D7TZ 5310-Y | | |
| 78/ | F250(crew cab) -- 4/W/D | R.H. L.H. | 2 2 | | | 1900 | G G | D7TZ 5310-AH D7TZ 5310-AH | D7TZ 5455-A D7TZ 5455-A | 2 2 |
| 73 | F350 | R.H. L.H. R.H. L.H. R.H. L.H. | C C C C C C | .782 .739 .796 .752 .813 .761 | 3W 3BR 3V 3S 1W-3GR 1W-3V | 1725 1850 1925 | G G G G G G | C7TZ 5310-R C7TZ 5310-S C7TZ 5310-T C7TZ 5310-U D4TZ 5310-B D4TZ 5310-A | | 1 1 1 1 1 1 |

1973/79
TRUCK SERIES 100/500

| YEAR | MODEL | SPRING | | | | | U-BOLT | | Q T Y. |
|------|-------|--------------|------------------------|----------------------|--------------|--------------|-------------------|-------------|--------------|
| | | L V S. | WIRE SIZE (.004) | IDENT ▲ NOTE 1 | Avg. Cap. | P or G | PART NUMBER \$ | PART NUMBER | |

5310 SPRING ASSY. (FRONT) — Cont'd

Notes:

● C—Coil

▲ Stamping No. (leaf springs) or Paint Stripes (coil springs) B—Blue Br—Brown G—Green Gr—Gray Or—Orange
P—Pink R—Red S—Silver T—Tan V—Violet Y—Yellow W—White

◆—average capacity at pad. G—average capacity at ground. Refer to page 2 for explanation of ratings.

\$ The quantity is one where "R.H." and "L.H." are shown, otherwise the quantity is 2.

Note 1—

Refer to Cross Reference Guide for stamping or identification numbers to service numbers (page 4)

| | | | | | | | | | |
|-------|--|------|---|------|--------|------|---|--------------|--|
| 74/75 | F350(exc. crew cab) | R.H. | C | .782 | 1W-3B | 1725 | G | D4TZ 5310-T | |
| | | L.H. | C | .739 | 1W-3R | | | D4TZ 5310-S | |
| | | R.H. | C | .796 | 1W-3G | 1850 | G | D4TZ 5310-V | |
| | | L.H. | C | .752 | 1W-3P | | | D4TZ 5310-U | |
| | | R.H. | C | .813 | 1W-3GR | 1925 | G | D4TZ 5310-B | |
| 76 | F350(exc. crew cab) — 2/W/D | L.H. | C | .761 | 1W-3V | | | D4TZ 5310-A | |
| | | R.H. | C | .782 | | 1725 | G | D7TZ 5310-U | |
| | | L.H. | C | .734 | | | | D7TZ 5310-T | |
| | | R.H. | C | .790 | | 1850 | G | D6TZ 5310-J | |
| | | L.H. | C | .752 | | | | D6TZ 5310-H | |
| 77 | F350(exc. crew cab) — 2/W/D | R.H. | C | .805 | | 1925 | G | D7TZ 5310-Z | |
| | | L.H. | C | .755 | | | | D7TZ 5310-Y | |
| | | R.H. | C | .782 | | 1700 | G | D7TZ 5310-U | |
| | | L.H. | C | .734 | | | | D7TZ 5310-T | |
| | | R.H. | C | .790 | | 1775 | G | D7TZ 5310-W | |
| 74/75 | F350(crew cab) | L.H. | C | .752 | | | | D7TZ 5310-V | |
| | | R.H. | C | .805 | | 1850 | G | D7TZ 5310-Z | |
| | | L.H. | C | .755 | | | | D7TZ 5310-Y | |
| | | R.H. | C | .814 | | 1925 | G | D7TZ 5310-AB | |
| | | L.H. | C | .766 | | | | D7TZ 5310-AA | |
| 76 | F350(crew cab) | R.H. | C | .813 | 1W-3GR | 1925 | G | D4TZ 5310-B | |
| | | L.H. | C | .761 | 1W-3V | | | D4TZ 5310-A | |
| 77/ | F350(crew cab) — 2/W/D | R.H. | C | .755 | | | | D6TZ 5310-G | |
| | | L.H. | C | .755 | | | | D7TZ 5310-Y | |
| 78/ | F350(crew cab) — 2/W/D | R.H. | C | .814 | | 1925 | G | D7TZ 5310-AB | |
| | | L.H. | C | .766 | | | | D7TZ 5310-AA | |
| 78/ | F350(exc. crew cab) — 136" W/B — All G.V.W. — 2/W/D | R.H. | C | .782 | | 1700 | G | D7TZ 5310-U | |
| | | L.H. | C | .734 | | | | D7TZ 5310-T | |
| | | R.H. | C | .790 | | 1775 | G | D7TZ 5310-W | |
| | | L.H. | C | .752 | | | | D7TZ 5310-V | |
| | | R.H. | C | .805 | | 1850 | G | D7TZ 5310-Z | |
| | | L.H. | C | .755 | | | | D7TZ 5310-Y | |
| | | R.H. | C | .814 | | 1925 | G | D7TZ 5310-AB | |
| | | L.H. | C | .766 | | | | D7TZ 5310-AA | |
| | | R.H. | C | .782 | | 1700 | G | D7TZ 5310-U | |
| | | L.H. | C | .734 | | | | D7TZ 5310-T | |
| 78/ | F350(exc. crew cab) — 140" W/B — All G.V.W. — 2/W/D | R.H. | C | .790 | | 1775 | G | D7TZ 5310-W | |
| | | L.H. | C | .752 | | | | D7TZ 5310-V | |
| | | R.H. | C | .805 | | 1850 | G | D7TZ 5310-Z | |
| | | L.H. | C | .755 | | | | D7TZ 5310-Y | |
| | | R.H. | C | .814 | | 1925 | G | D7TZ 5310-AB | |
| | | L.H. | C | .766 | | | | D7TZ 5310-AA | |

**1973/79
TRUCK SERIES 100/500**

| YEAR | MODEL | SPRING | | | | | U-BOLT | | QTY. |
|------|-------|--------------|------------------------|----------------------|--------------|--------------|-------------------|-------------|------|
| | | L V S. | WIRE SIZE (.004) | IDENT ▲ NOTE 1 | Avg. Cap. | P or G | PART NUMBER \$ | PART NUMBER | |

5310 SPRING ASSY. (FRONT) — Cont'd

Notes: ● C-Coil

▲ Stamping No. (leaf springs) or Paint Stripes (coil springs) B-Blue Br-Brown G-Green Gr-Gray Or-Orange

P-Pink R-Red S-Silver T-Tan V-Violet Y-Yellow W-White

◆—average capacity at pad. G—average capacity at ground. Refer to page 2 for explanation of ratings.

\$ The quantity is one where "R.H." and "L.H." are shown, otherwise the quantity is 2.

Note 1— Refer to Cross Reference Guide for stamping or identification numbers to service numbers (page 4)

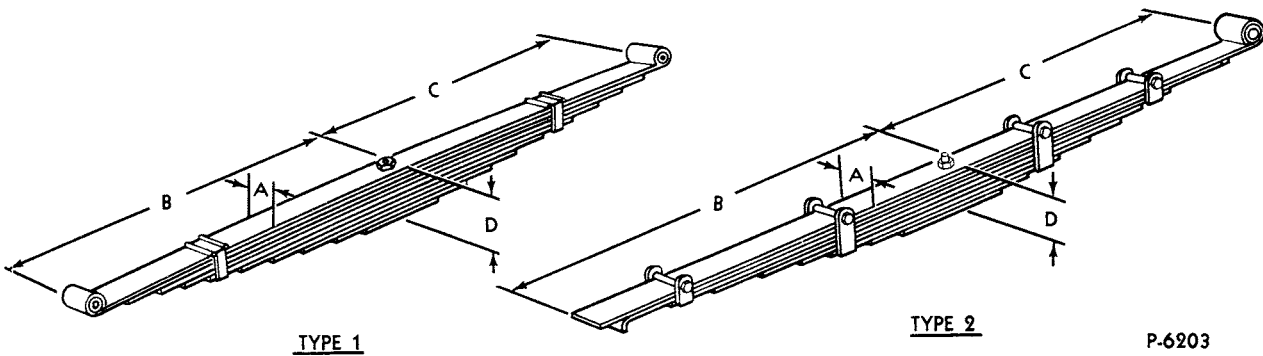
| | | | | | | | | | | |
|-------|---|------|---|------|--|------|---|--------------|-------------|---|
| 78/ | F350(exc. crew cab) -- 155" W/B -- All G.V.W. -- 2/W/D | R.H. | C | .782 | | 1700 | G | D7TZ 5310-U | | |
| | | L.H. | C | .734 | | | | D7TZ 5310-T | | |
| | | R.H. | C | .790 | | 1775 | G | D7TZ 5310-W | | |
| | | L.H. | C | .752 | | | | D7TZ 5310-V | | |
| | | R.H. | C | .805 | | 1850 | G | D7TZ 5310-Z | | |
| | | L.H. | C | .755 | | | | D7TZ 5310-Y | | |
| 78/ | F350(exc. crew cab) -- 160" W/B -- All G.V.W. -- 2/W/D | R.H. | C | .814 | | 1925 | G | D7TZ 5310-AB | | |
| | | L.H. | C | .766 | | | | D7TZ 5310-AA | | |
| | | R.H. | C | .782 | | 1700 | G | D7TZ 5310-U | | |
| | | L.H. | C | .734 | | | | D7TZ 5310-T | | |
| | | R.H. | C | .790 | | 1775 | G | D7TZ 5310-W | | |
| | | L.H. | C | .752 | | | | D7TZ 5310-V | | |
| 79 | F350 -- 4/W/D | R.H. | C | .805 | | 1850 | G | D7TZ 5310-Z | | |
| | | L.H. | C | .755 | | | | D7TZ 5310-Y | | |
| | | R.H. | C | .814 | | 1925 | G | D7TZ 5310-AB | | |
| | | L.H. | C | .766 | | | | D7TZ 5310-AA | | |
| | | R.H. | 2 | | | 1825 | G | D7TZ 5310-AG | D7TZ 5455-A | 2 |
| | | L.H. | 2 | | | | | D7TZ 5310-AG | D7TZ 5455-A | 2 |
| 73/77 | F500 | R.H. | 2 | | | 1975 | G | D7TZ 5310-AH | D7TZ 5455-A | 2 |
| | | L.H. | 2 | | | | | D7TZ 5310-AH | D7TZ 5455-A | 2 |
| | | R.H. | 2 | | | 2175 | G | D7TZ 5310-AJ | D7TZ 5455-A | 2 |
| | | L.H. | 2 | | | | | D7TZ 5310-AJ | D7TZ 5455-A | 2 |
| | | R.H. | 2 | | | 2375 | G | D8TZ 5310-D | D7TZ 5455-A | 2 |
| | | L.H. | 2 | | | | | D8TZ 5310-D | D7TZ 5455-A | 2 |
| 73/77 | F500 | 7 | | | | 1775 | P | C7TZ 5310-D | D2TZ 5455-A | 4 |
| | | 8 | | | | 2660 | P | C7TZ 5310-C | D2TZ 5455-A | 4 |
| | P350 | 7 | | | | 1665 | G | TRAA 5310-A | D3TZ 5455-B | 4 |
| | | 8 | | | | | | TEAA 5310-B | D3TZ 5455-B | 4 |
| | | 9 | | | | 1975 | G | B7T 5310-D | D3TZ 5455-B | 4 |
| | P400,M450/500 | 7 | | | | 1665 | G | TRAA 5310-A | D3TZ 5455-B | 4 |
| | | 8 | | | | | | TEAA 5310-B | D3TZ 5455-B | 4 |
| | | 9 | | | | 1975 | G | B7T 5310-D | D3TZ 5455-B | 4 |
| | P500 | 8 | | | | | | TEAA 5310-B | D3TZ 5455-B | 4 |
| | | 9 | | | | 2115 | G | B7T 5310-D | D3TZ 5455-B | 4 |
| | | 10 | | | | 2515 | G | B7T 5310-C | D3TZ 5455-B | 4 |

| YEAR | MODEL/RESTRICTIONS | PART NUMBER | DESCRIPTION | QTY. |
|------|--------------------|-------------|-------------|------|
|------|--------------------|-------------|-------------|------|

5310 SPRING ASSY. (FRONT) — Cont'd

| | | | | |
|-----|-------------------------|-----------|---|---|
| 73/ | F350 | 350600-S | (BB-853)-bolt-tie-3/8"-24 x 6 3/4" | 2 |
| | F350, F100/250 -- 4/W/D | 376991-S8 | (BB-201-F)-bolt (spring to bracket)-5/8"-11 x 4 3/16" | 2 |
| | | 373641-S | (BB-203)-bolt (spring to bracket)-hex. hd.-3/8"-10 x 4 3/4" | 1 |
| | P350/400, F500 | 355521-S | (BB-848)-bolt-tie-3/8"-24 x 7" | |

1973/79
TRUCK SERIES 100/500



P-6203

SIZE CHART

| TYPE | DIMENSIONS (INCHES) | | | | NO. LVS. | LEAF THICKNESS | CAP. | IDENTIFICATION NOTE 1 | PART NUMBER |
|------------------------------------|---------------------|---------|----|---------|----------|----------------------------------|------|-----------------------|--------------|
| | A | B | C | D | | | | | |
| 5310 SPRING ASSY. (FRONT) — Cont'd | | | | | | | | | |
| 1 | 2 | 22 | 22 | 2 29/32 | 9 | (9) 5/16" | 2000 | | B7T 5310-D |
| 1 | 2 | 22 | 22 | 2 1/8 | 7 | (4) 9/32", (3) 5/16" | 1350 | | TRAA 5310-A |
| 1 | 2 | 22 | 22 | 2 1/2 | 8 | (3) 9/32", (4) 5/16" (1) 3/8" | 1750 | | TEAA 5310-B |
| 1 | 3 | 26 | 27 | 1 1/8 | 2 | (2)1/2" | 1300 | D7TA 5310-ADB | D7TZ 5310-AF |
| 1 | 3 | 26 | 27 | 1 3/8 | 2 | | 2000 | D8TA 5310-GB | D8TZ 5310-D |
| 1 | 3 | 26 | 27 | 1 7/32 | 2 | (2)9/16" | 1450 | D7TA 5310-AEB | D7TZ 5310-AG |
| 1 | 3 | 26 | 27 | 1 9/32 | 2 | (2) 19/32" | 1600 | D7TA 5310-AFA | D7TZ 5310-AH |
| 1 | 3 | 26 | 27 | 1 11/32 | 2 | (2)5/8" | 1800 | D7TA 5310-AGA | D7TZ 5310-AJ |
| 1 | 3 | 26 | 27 | 2 1/4 | 6 | (2) 13/32", (4) 3/8" | 1400 | D7TA 5310-BNA | D7TZ 5310-AC |
| 1 | 3 | 26 | 27 | 2 1/4 | 6 | (2) 13/32", (4) 3/8" | 1550 | D7TS 5310-AA | D7TZ 5310-AE |
| 1 | 3 | 26 | 27 | 2 1/4 | 6 | (4) 3/8", (2) 13/32" | 1400 | C7TA 5310-AR | ★C7TZ 5310-V |
| 1 | 3 | 26 | 27 | 2 1/4 | 6 | (5) 5/16, (1) 5/8" | 1200 | D6TA 5310-ARA | ★D6TZ 5310-C |
| 1 | 3 | 26 | 27 | 2 1/4 | 6 | (2) 13/32" (4) 3/8" | 1550 | D4TZ 5310-AA | D4TZ 5310-C |
| 1 | 3 | 26 | 27 | 2 1/4 | 6 | (5) 5/16", (1) 5/8" | 1200 | D7TA 5310-BRA | D7TZ 5310-AD |
| 1 | 3 | 26 | 27 | 2 21/32 | 6 | (2) 13/32, (4) 3/8 | 1550 | D4TS 5310-AA | D4TZ 5310-A |
| 1 | 3 | 26 | 27 | 2 1/4 | 6 | (2) 13/32 (4) 11/32" | 1455 | D3TA 5310-NA | ★D3TZ 5310-H |
| 2 | 2 1/2 | 27 5/16 | 24 | 2 5/32 | 7 | (1) 9/32", (6) 5/16" | 1750 | C7TA 5310-K | C7TZ 5310-D |
| 2 | 2 1/2 | 27 5/16 | 24 | 2 15/32 | 8 | (1) 9/32", (7) 5/16" | 2600 | C7TA 5310-J | C7TZ 5310-C |

| SPRING ASSY. | LEAF NO. | LEAVES | SPRING ASSY. | LEAF NO. | LEAVES |
|--|----------|--------------|--------------|----------|-------------|
| 5313 #1 LEAF (FRONT SPRING)—Refer to group 5310 for model application. Determine applicable spring assy. part number. Find spring assy. part number below and read across to find part number of leaf desired. | | | | | |
| B7T 5310-D | 1 | TRAA 5313-A | D7TZ 5310-AD | 1 | D3TZ 5313-B |
| | 2 | TRAA 5315-A | | 2 | C7TZ 5315-B |
| C7TZ 5310-C | 1 | C7TZ 5313-A | D7TZ 5310-AE | 1 | D3TZ 5313-A |
| | 2 | C7TZ 5315-A | | 2 | C7TZ 5315-C |
| | 8 | C7TZ 5320-C | D7TZ 5310-AF | 1 | NOT AVAIL. |
| C7TZ 5310-D | 1 | C7TZ 5313-A | | 2 | NOT AVAIL. |
| | 2 | C7TZ 5315-A | D7TZ 5310-AG | 1 | NOT AVAIL. |
| | 7 | C7TZ 5320-D | | 2 | NOT AVAIL. |
| ★C7TZ 5310-J | 1 | ★C7TZ 5313-B | D7TZ 5310-AH | 1 | NOT AVAIL. |
| | 2 | C7TZ 5315-B | | 2 | NOT AVAIL. |
| ★C7TZ 5310-V | 1 | ★C7TZ 5313-C | D7TZ 5310-AJ | 1 | NOT AVAIL. |
| | 2 | C7TZ 5315-C | | 2 | NOT AVAIL. |
| ★D3TZ 5310-H | 1 | D3TZ 5313-A | D8TZ 5310-D | 1 | NOT AVAIL. |
| D3TZ 5310-J | 1 | D3TZ 5313-B | | 2 | NOT AVAIL. |
| D4TZ 5310-C | 1 | D3TZ 5313-A | TEAA 5310-B | 1 | TEAA 5313-A |
| | 2 | C7TZ 5315-C | | 2 | TEAA 5315-A |
| ★D6TZ 5310-C | 1 | D3TZ 5313-B | TRAA 5310-A | 1 | TRAA 5313-A |
| | 2 | C7TZ 5315-B | | 2 | TRAA 5315-A |
| D7TZ 5310-AC | 1 | D3TZ 5313-A | | | |
| | 2 | C7TZ 5315-C | | | |

1973/79
TRUCK SERIES 100/500

| YEAR | MODEL/RESTRICTIONS | PART NUMBER | DESCRIPTION | QTY. |
|---|--|--|---|---------------------------------|
| 5A313 WEDGE ASSY. (FRONT AXLE SPRING SEAT) | | | | |
| 73/77 | B-F500 -- 5M front axle | C3TZ 5A313-E | #C3TA 3012-B | 2 |
| 73/76 | P350 | B5TZ 5A313-A | 4 1/2" long x 2" wide | 2 |
| 5315 Refer to group 5310 for model application. Determine applicable spring assy. part number. Find spring assy. part number in group 5313 and read across to find part number of leaf desired. | | | | |
| 5A316 CAP (FRONT SPRING SEAT) | | | | |
| 73/77 | F250 (Regular cab) -- 4/W/D "Before Ser. Y20,001" | C7TZ 5A316-A C8TZ 5A316-A | R.H. L.H. | 1 1 |
| 77/ | F250 -- (4/W/D) -- "From Ser. Y20,001" | D7TZ 5A316-A D7TZ 5A316-B | R.H. L.H. | 1 1 |
| 73/77 | F250 (Crew Cab) -- 4/W/D "Before Ser. Y20,001" | D3TZ 5A316-B D3TZ 5A316-A | R.H. L.H. | 1 1 |
| 79 | F350(4/W/D) | D7TZ 5A316-A D7TZ 5A316-B | R.H. L.H. | 1 1 |
| 5320 Refer to group 5310 for model application. Determine applicable assy. part number. Find spring assy. part number in group 5313 and read across to find part number of leaf desired. | | | | |
| 5330 CLAMP (FRONT SPRING) | | | | |
| 73/ | F250 -- 4/W/D | C7TZ 5330-A C7TZ 5330-B | Front Rear | 1 1 |
| 5334 LINER (REAR SPRING CLAMP) RUBBER | | | | |
| 73/74 | E300 | C8TZ 5334-A | 2 1/2" long x 1 1/4" wide | AR |
| 75/ | E350 | D5UZ 5334-A | | 6 |
| 73/ | F250 -- 4/W/D | 8A 5334-F | Front-7" long | 2 |
| 5335-41 BRACKET (FRONT SPRING SHACKLE) Spring shackle brackets and related parts are arranged below in parts list form The parts lists are in order by truck model. | | | | |
| 73/77 | B500 | D5TZ 5340-B C4TZ 5969-A D5TZ 5340-A C7TZ 5348-B 383043-S | Bracket-spring front Pin-bracket front Bracket-spring rear Bushing-spring rear (BB-328-E)-bolt (spring to bracket rear) | 2 2 2 2 2 |
| 73/77 | F250 -- 4/W/D-- "Before Ser. Y20,001" | C7TZ 5340-F C7TZ 5348-A D3TZ 5348-A C7TZ 5348-A 300964-S C7TZ 5340-B C7TZ 5348-A 300964-S | Bracket-spring front Bushing- spring front and rear-w/ #C7TA-E and AR springs Bushing (spring front)-w/ # D3TA-NA, RA and D4TS-AA springs Bushing (spring rear)-w/ # D3TA-NA, RA and D4TS-AA springs (B-135-Z)-bolt (spring to bracket) | 2 2 2 1 2 |
| 77/ | F150/250 -- 4/W/D -- "From Ser. Y20,001" | D7TZ 5340-A D7TZ 5348-A D7TZ 5348-B 58732-S2 C7TZ 5340-B C7TZ 5348-A 300964-S | Bracket-spring front Bushing-spring front Bushing-spring rear (B-144-D) Bolt (spring to bolt)-front Bracket-spring rear Bushing-shackle (B-135-Z)-Bolt (spring to bracket)-rear | 2 2 2 2 2 2 2 |

1973/79
TRUCK SERIES 100/500

| YEAR | MODEL/RESTRICTIONS | PART NUMBER | DESCRIPTION | QTY. |
|--|---------------------------------|----------------|--|------|
| 5335-41 BRACKET (FRONT SPRING SHACKLE) — Cont'd | | | | |
| Spring shackle brackets and related parts are arranged below in parts list form The parts lists are in order by truck model. | | | | |
| 79 | F350(4/W/D) | D7TZ 5340-A | Bracket-spring front | 2 |
| | | D7TZ 5348-A | Bushing-spring front | 2 |
| | | D7TZ 5348-B | Bushing-spring rear | 2 |
| | | 58732-S2 | (B-144-D)-Bolt (spring to bolt)-front | 2 |
| | | C7TZ 5340-B | Bracket-spring rear | 2 |
| | | C7TZ 5348-A | Bushing-shackle | 2 |
| | | 300964-S | (B-135-Z)-Bolt (spring to bracket)-rear | 2 |
| 73/77 | F500 | D5TZ 5340-B | Bracket-spring front | 2 |
| | | C4TZ 5969-A | Pin-bracket front | 2 |
| | | D5TZ 5340-A | Bracket-spring rear | 2 |
| | | C7TZ 5348-B | Bushing-spring rear | 2 |
| | | 383043-S | (BB-328-E)-bolt (spring to bracket rear) | 2 |
| 73/76 | P350 | C5TZ 5340-A | Bracket-spring front | 2 |
| | | 21C 5781-A | Bushing-spring front | 2 |
| | | 21T 5465 | Pin-bracket front | 2 |
| | | TRAA 5335-B | Bracket-spring rear | 2 |
| | | 21C 5781-A | Bushing-spring rear | 2 |
| | | B3TZ 5304-E | Shackle kit-rear | 2 |
| | | | | |
| 73/77 | P400, P500 -- 137" W/B | B7J 5340-A | R.H.-bracket-spring front | 1 |
| | | B7J 5341-A | L.H.-bracket-spring front | 1 |
| | | 21C 5781-A | Bushing-spring front | 2 |
| | | 21T 5465 | Pin-bracket spring front | 2 |
| | | TRAA 5335-B | Bracket-spring rear | 2 |
| | | 21C 5781-A | Bushing-spring rear | 2 |
| | | B3TZ 5304-E | Shackle kit-rear | 2 |
| 73/77 | P500 -- 154" W/B, M450/500 | B7J 5340-A | Bracket-R.H. spring front | 1 |
| | | B7J 5341-A | Bracket-L.H. spring front | 1 |
| | | 21C 5781-A | Bushing-spring front | 2 |
| | | 21T 5465 | Pin-bracket-spring front | 2 |
| | | THAB 5335-A | Bracket-spring rear | 2 |
| | | 21C 5781-A | Bushing-spring rear | 2 |
| | | B7TZ 5304-E | Shackle kit-rear | 2 |
| 5A341 PIN (FRONT SPRING BRACKET REBOUND) | | | | |
| 73/77 | B-F500 | C6TZ 5A341-A | | 2 |
| 73 | F250 -- 4/W/D, F350 | | | 2 |
| 5A342 INSULATOR ASSY. (FRONT SPRING BRACKET) | | | | |
| 73/75 | B-F500 -- "Before Ser. W40,001" | C7TZ 5A342-B | U-shape-fits inside bracket | 2 |
| 75/77 | B-F500-- "From Ser. W40,001" | | Hyd. brakes | 2 |
| 75/77 | B-F500-- "From Ser. W40,001" | D5TZ 5A342-A | Air brakes | 2 |
| 5345 BOLT (FRONT SPRING TIE) -- Not serviced-procure locally | | | | |
| 5348 BUSHING (FRONT SPRING)-Also refer to group 5335 for model application | | | | |
| | | C7TZ 5348-A | 1 1/4" O.D. x 37/64" I.D. x 3 3/8" long | |
| | | C7TZ 5348-B | 1 11/16" O.D. x 3/4" I.D. x 2 3/4" long | |
| | | D7TZ 5348-A | 1 5/8" O.D. x 5/8" I.D. x 3 3/8" long | |
| | | D7TZ 5348-B | 1 3/8" O.D. x 9/16" I.D. x 3 3/8" long | |
| 5A349 Refer to group 5A307 | | | | |
| 5A353 CROSSMEMBER (SUB FRAME) | | | | |
| 73 | E100/200 "Before Ser. Q80,001" | D1UZ 5A353-A | | 1 |
| 73/74 | E100/200 "From Ser. Q80,001" | D3UZ 5A353-A | # D3UA 5A353-BA | 1 |
| 73 | E300 "Before Ser. Q80,001" | ★ D1UZ 5A353-B | | 1 |
| 73/74 | E300 "From Ser. Q80,001" | ★ D3UZ 5A353-B | # D3UA 5A353-AA | 1 |

1973/79
TRUCK SERIES 100/500

| YEAR | MODEL/RESTRICTIONS | PART NUMBER | DESCRIPTION | QTY. | | | | | | | | | | | | | | | | | | | | | | | | | | | | | | | | | | | | | | | | | | | | | | | | | | |
|---|---|--------------|---|-------------|---------|----|----------|-------------|---------------|--|--|--|-------------|-------------|---|---|---|--|--|---|---|---|--|--|----|--------|--------|----------|-------------|----|----|--------|----------|---------------|---------|----------|----------|----------|-------------|---------|----|--------|----------|-------------|--------|--------|--------|----------|-------------|---------|----|----------|----------|-------------|
| 5355 SHIM (FRONT SPRING) | | | | | | | | | | | | | | | | | | | | | | | | | | | | | | | | | | | | | | | | | | | | | | | | | | | | | | |
| 73 | F100/250 -- 2/W/D | C5TZ 5355-A | | AR | | | | | | | | | | | | | | | | | | | | | | | | | | | | | | | | | | | | | | | | | | | | | | | | | | |
| 5368-9 PLATE and ANTI-SQUEAK ASSY. (FRAME to SUB FRAME)-Improvise | | | | | | | | | | | | | | | | | | | | | | | | | | | | | | | | | | | | | | | | | | | | | | | | | | | | | | |
| 5K392 BUMPER ASSY. (CAB REBOUND STOP) | | | | | | | | | | | | | | | | | | | | | | | | | | | | | | | | | | | | | | | | | | | | | | | | | | | | | | |
| 77/ | F250 (Crew Cab) -- 4/W/D | D7TZ 5K392-A | | 2 | | | | | | | | | | | | | | | | | | | | | | | | | | | | | | | | | | | | | | | | | | | | | | | | | | |
| 5415 INSULATOR (FRONT SPRING) | | | | | | | | | | | | | | | | | | | | | | | | | | | | | | | | | | | | | | | | | | | | | | | | | | | | | | |
| 73/74 | E100/300 | C8UZ 5415-A | Upper | 2 | | | | | | | | | | | | | | | | | | | | | | | | | | | | | | | | | | | | | | | | | | | | | | | | | | |
| 5455 U-BOLT (FRONT SPRING)-Refer to group 5310 for model application | | | | | | | | | | | | | | | | | | | | | | | | | | | | | | | | | | | | | | | | | | | | | | | | | | | | | | |
| <table border="1" style="width: 100%; border-collapse: collapse;"> <thead> <tr> <th colspan="3"></th> <th>THREAD SIZE</th> <th>PART NUMBER</th> <th colspan="3"></th> <th>THREAD SIZE</th> <th>PART NUMBER</th> </tr> <tr> <th>A</th> <th>B</th> <th>C</th> <th></th> <th></th> <th>A</th> <th>B</th> <th>C</th> <th></th> <th></th> </tr> </thead> <tbody> <tr> <td>2"</td> <td>5 7/8"</td> <td>3 1/8"</td> <td>9/16"-18</td> <td>C0TT 5455-F</td> <td>3"</td> <td>8"</td> <td>2 1/4"</td> <td>9/16"-18</td> <td>★ C7TZ 5455-A</td> </tr> <tr> <td>2 1/32"</td> <td>5 13/32"</td> <td>3 13/16"</td> <td>9/16"-18</td> <td>D3TZ 5455-B</td> <td>3 1/16"</td> <td>8"</td> <td>2 1/2"</td> <td>9/16"-18</td> <td>D7TZ 5455-A</td> </tr> <tr> <td>2 1/2"</td> <td>5 1/2"</td> <td>2 1/2"</td> <td>9/16"-18</td> <td>D2TZ 5455-A</td> <td>3 1/16"</td> <td>9"</td> <td>2 11/16"</td> <td>9/16"-18</td> <td>D3TZ 5455-A</td> </tr> </tbody> </table> | | | | | | | | THREAD SIZE | PART NUMBER | | | | THREAD SIZE | PART NUMBER | A | B | C | | | A | B | C | | | 2" | 5 7/8" | 3 1/8" | 9/16"-18 | C0TT 5455-F | 3" | 8" | 2 1/4" | 9/16"-18 | ★ C7TZ 5455-A | 2 1/32" | 5 13/32" | 3 13/16" | 9/16"-18 | D3TZ 5455-B | 3 1/16" | 8" | 2 1/2" | 9/16"-18 | D7TZ 5455-A | 2 1/2" | 5 1/2" | 2 1/2" | 9/16"-18 | D2TZ 5455-A | 3 1/16" | 9" | 2 11/16" | 9/16"-18 | D3TZ 5455-A |
| | | | THREAD SIZE | PART NUMBER | | | | THREAD SIZE | PART NUMBER | | | | | | | | | | | | | | | | | | | | | | | | | | | | | | | | | | | | | | | | | | | | | |
| A | B | C | | | A | B | C | | | | | | | | | | | | | | | | | | | | | | | | | | | | | | | | | | | | | | | | | | | | | | | |
| 2" | 5 7/8" | 3 1/8" | 9/16"-18 | C0TT 5455-F | 3" | 8" | 2 1/4" | 9/16"-18 | ★ C7TZ 5455-A | | | | | | | | | | | | | | | | | | | | | | | | | | | | | | | | | | | | | | | | | | | | | |
| 2 1/32" | 5 13/32" | 3 13/16" | 9/16"-18 | D3TZ 5455-B | 3 1/16" | 8" | 2 1/2" | 9/16"-18 | D7TZ 5455-A | | | | | | | | | | | | | | | | | | | | | | | | | | | | | | | | | | | | | | | | | | | | | |
| 2 1/2" | 5 1/2" | 2 1/2" | 9/16"-18 | D2TZ 5455-A | 3 1/16" | 9" | 2 11/16" | 9/16"-18 | D3TZ 5455-A | | | | | | | | | | | | | | | | | | | | | | | | | | | | | | | | | | | | | | | | | | | | | |
| 5456 NUT (SPRING CLIP) | | | | | | | | | | | | | | | | | | | | | | | | | | | | | | | | | | | | | | | | | | | | | | | | | | | | | | |
| | | 34858-S7 | (X-77)-lockwasher-3/4" | | | | | | | | | | | | | | | | | | | | | | | | | | | | | | | | | | | | | | | | | | | | | | | | | | | |
| | | 33871-S18 | (M-71)-nut (front spring clip)-5/8"-18 | | | | | | | | | | | | | | | | | | | | | | | | | | | | | | | | | | | | | | | | | | | | | | | | | | | |
| | | 34811-S2 | (X-71)-lockwasher-5/8" | | | | | | | | | | | | | | | | | | | | | | | | | | | | | | | | | | | | | | | | | | | | | | | | | | | |
| | | 33848-S7 | (M-70)-nut (front spring clip)-9/16"-18 | | | | | | | | | | | | | | | | | | | | | | | | | | | | | | | | | | | | | | | | | | | | | | | | | | | |
| | | 34810-S7-8 | (X-69)-lockwasher-9/16" | | | | | | | | | | | | | | | | | | | | | | | | | | | | | | | | | | | | | | | | | | | | | | | | | | | |
| | | 34426-S7 | (M-86)-locknut-9/16"-18 | | | | | | | | | | | | | | | | | | | | | | | | | | | | | | | | | | | | | | | | | | | | | | | | | | | |
| 5458 PLATE (FRONT SPRING CLIP) | | | | | | | | | | | | | | | | | | | | | | | | | | | | | | | | | | | | | | | | | | | | | | | | | | | | | | |
| 73/77 | B-F500 | C1TZ 5458-A | On frame | 2 | | | | | | | | | | | | | | | | | | | | | | | | | | | | | | | | | | | | | | | | | | | | | | | | | | |
| 73/77 | B-F500 (except 9M axle) | D2TZ 5458-A | | 2 | | | | | | | | | | | | | | | | | | | | | | | | | | | | | | | | | | | | | | | | | | | | | | | | | | |
| 73/77 | F250 (exc. Crew Cab) -- 4/W/D- "Before Ser. Y20,001" | C7TZ 5458-A | | 2 | | | | | | | | | | | | | | | | | | | | | | | | | | | | | | | | | | | | | | | | | | | | | | | | | | |
| 77/ | F250 -- 4/W/D -- "From Ser. Y20,001" | D7TZ 5458-A | | 2 | | | | | | | | | | | | | | | | | | | | | | | | | | | | | | | | | | | | | | | | | | | | | | | | | | |
| 77/ | F150 -- 4/W/D | | | 2 | | | | | | | | | | | | | | | | | | | | | | | | | | | | | | | | | | | | | | | | | | | | | | | | | | |
| 79 | F350 -- 4/W/D | | | 2 | | | | | | | | | | | | | | | | | | | | | | | | | | | | | | | | | | | | | | | | | | | | | | | | | | |
| 73/77 | F250 (Crew Cab) -- 4/W/D "Before Ser. Y20,001" | D3TZ 5458-A | | 2 | | | | | | | | | | | | | | | | | | | | | | | | | | | | | | | | | | | | | | | | | | | | | | | | | | |
| 73/77 | P350/500,M450/500 | TCAA 5458-A | | 2 | | | | | | | | | | | | | | | | | | | | | | | | | | | | | | | | | | | | | | | | | | | | | | | | | | |
| 5460 BUMPER (FRONT SPRING) | | | | | | | | | | | | | | | | | | | | | | | | | | | | | | | | | | | | | | | | | | | | | | | | | | | | | | |
| 73/77 | B-F500,M450/500 | B3TZ 5460-A | | 2 | | | | | | | | | | | | | | | | | | | | | | | | | | | | | | | | | | | | | | | | | | | | | | | | | | |
| 5468 BAR (FRONT SPRING SHACKLE) | | | | | | | | | | | | | | | | | | | | | | | | | | | | | | | | | | | | | | | | | | | | | | | | | | | | | | |
| 73/77 | F250 -- 4/W/D "Before Ser. Y20,000" | C7TZ 5468-A | | 4 | | | | | | | | | | | | | | | | | | | | | | | | | | | | | | | | | | | | | | | | | | | | | | | | | | |
| 77/ | F250 -- 4/W/D "From Ser. Y20,000" | D7TZ 5468-A | | 4 | | | | | | | | | | | | | | | | | | | | | | | | | | | | | | | | | | | | | | | | | | | | | | | | | | |
| 79 | F350 -- 4/W/D | | | 4 | | | | | | | | | | | | | | | | | | | | | | | | | | | | | | | | | | | | | | | | | | | | | | | | | | |
| 5482 BAR ASSY. (FRONT STABILIZER) | | | | | | | | | | | | | | | | | | | | | | | | | | | | | | | | | | | | | | | | | | | | | | | | | | | | | | |
| 73/74 | F250 -- 2/W/D, F350 | D3TZ 5482-A | | 1 | | | | | | | | | | | | | | | | | | | | | | | | | | | | | | | | | | | | | | | | | | | | | | | | | | |
| 75/ | F100/350 -- 2/W/D | D5TZ 5482-A | | 1 | | | | | | | | | | | | | | | | | | | | | | | | | | | | | | | | | | | | | | | | | | | | | | | | | | |
| 75/ | E100/350 | D7UZ 5482-A | | 1 | | | | | | | | | | | | | | | | | | | | | | | | | | | | | | | | | | | | | | | | | | | | | | | | | | |
| 77/ | F250 -- 4/W/D | D7TZ 5482-A | | 2 | | | | | | | | | | | | | | | | | | | | | | | | | | | | | | | | | | | | | | | | | | | | | | | | | | |
| 78/ | F150 -- 4/W/D-Super Cab | | | 1 | | | | | | | | | | | | | | | | | | | | | | | | | | | | | | | | | | | | | | | | | | | | | | | | | | |
| 79 | F350 -- 4/W/D | | | 1 | | | | | | | | | | | | | | | | | | | | | | | | | | | | | | | | | | | | | | | | | | | | | | | | | | |
| 78/ | F150 -- 4/W/D -- (regular cab) | D8TZ 5482-A | | 1 | | | | | | | | | | | | | | | | | | | | | | | | | | | | | | | | | | | | | | | | | | | | | | | | | | |
| 5K483 LINK ASSY. (STABILIZER BAR) - FRONT | | | | | | | | | | | | | | | | | | | | | | | | | | | | | | | | | | | | | | | | | | | | | | | | | | | | | | |
| 75/ | F100/350 -- 2/W/D | D5TZ 5K483-A | Front axle | 2 | | | | | | | | | | | | | | | | | | | | | | | | | | | | | | | | | | | | | | | | | | | | | | | | | | |
| 75/ | E100/350 | D5UZ 5K483-A | Front axle | 2 | | | | | | | | | | | | | | | | | | | | | | | | | | | | | | | | | | | | | | | | | | | | | | | | | | |
| 77/ | F250 -- 4/W/D | D7TZ 5K483-A | Front | 2 | | | | | | | | | | | | | | | | | | | | | | | | | | | | | | | | | | | | | | | | | | | | | | | | | | |
| 78/ | F150 -- 4/W/D-Super Cab | | | 2 | | | | | | | | | | | | | | | | | | | | | | | | | | | | | | | | | | | | | | | | | | | | | | | | | | |
| 79 | F350 -- 4/W/D | | | 2 | | | | | | | | | | | | | | | | | | | | | | | | | | | | | | | | | | | | | | | | | | | | | | | | | | |

1973/79
TRUCK SERIES 100/500

| YEAR | MODEL/RESTRICTIONS | PART NUMBER | DESCRIPTION | QTY. |
|---|---|--------------|---|------|
| 5K483 LINK ASSY. (STABILIZER BAR) - FRONT - Cont'd | | | | |
| 78/ | F150 -- 4/W/D -- (regular cab) | D8TZ 5K483-A | Front | 2 |
| 5K484 LINK ASSY. (STABILIZER BAR) - REAR | | | | |
| 75/ | F250 (regular and super cab) -- 2/W/D | D3TZ 5K484-A | | 2 |
| 73/ | F350(Super Cab) -- 2/W/D | | | 2 |
| 73/ | F250 (Super Camper Special) | D3TZ 5K484-C | | 2 |
| 73/ | F350 (Regular and crew) -- 2/W/D | | | 2 |
| | | 58678-S2 | (B-125-A)-bolt(bracket to arm)-1/2" - 13 x 2 1/4" | 2 |
| 77/ | F250 -- 4/W/D | D7TZ 5K484-A | | 2 |
| 79 | F350 -- 4/W/D | | | 2 |
| 5486 BRACKET (STABILIZER BAR) | | | | |
| 73/ | F250/350 | D3TZ 5486-A | Rear axle | 2 |
| 75/ | F100/350 -- 2/W/D | D5UZ 5486-A | Front axle | 2 |
| 75/ | E150/350 | | | 2 |
| 77/ | F250 -- 4/W/D | | Front-L.H. | 1 |
| 78/ | F150 -- 4/W/D-Super Cab | | Front-L.H. | 1 |
| 79 | F350 -- 4/W/D | | | 1 |
| 77/ | F250 -- 4/W/D | D7TZ 5486-A | Front-R.H. | 1 |
| 78/ | F150 -- 4/W/D-Super Cab | | Front-R.H. | 1 |
| 78/ | F150 -- 4/W/D -- (regular cab) | D8TZ 5486-A | Bracket-attach front stab. bar to axle brkt. | 2 |
| 78/ | F150 -- 4/W/D -- (regular cab) | D8TZ 5486-B | Front R.H.-stab. bar axle bracket | 1 |
| | | D8TZ 5486-C | Left L.H.-stab. bar axle bracket | 1 |
| 5A486 END REPAIR KIT (STABILIZER BAR) | | | | |
| 73/79 | E-F100/350 | D8TZ 5A486-A | | 2 |
| Consists of 2-D2TA 4A037-BA Insulator 1-C5TA 18171-B Washer 1-384485-S2 Nut 1-C5TA 18041-B Washer | | | | |
| 5C489 BAR MOUNTING KIT (STABILIZER) | | | | |
| 73 | F250 -- 2/W/D exc. 460 eng. | D3TZ 5C489-C | -Rear | 2 |
| 74/79 | F250 (exc. crew cab) -- 2/W/D | | | 2 |
| 77/79 | F250 -- 4/W/D | | | 2 |
| Consists of 1-D2TA 4A047-AA Bracket 1-D2TA 4A340-AA U-bolt 2-382400-S2 Nut | | | | |
| 73 | F250 -- with 8 cyl. 460 eng. | D3TZ 5C489-B | -Rear | 2 |
| 74/79 | F350 (super cab) -- 2/W/D | | | 2 |
| Consists of 1-D4TA 4A047-AA Bracket 1-D2TA 4A340-BA U-bolt 2-382400-S2 Nut | | | | |
| 73 | F350 | D3TZ 5C489-A | -Rear | 2 |
| 74/79 | F350(exc. super cab) -- 2/W/D | | | 2 |
| Consists of 1-D2TA 4A047-BA Bracket 1-D2TA 4A340-BA U-bolt 2-382400-S2 Nut | | | | |
| 77/79 | F250 -- 4/W/D -- exc. crew cab -- "From Ser. Y20,001" | D7TZ 5C489-A | Front-R.H. | 1 |
| 78/79 | F150 -- 4/W/D-Super cab | | Front-R.H. | 1 |
| Consists of 1-D7TA 5A490-EA Bracket 1-387432-S2 U-Bolt 2-382400-S2 nut | | | | |
| 77/79 | F250 -- 4/W/D -- Crew cab "From Ser. Y20,001" | D7TZ 5C489-B | Front-R.H. | 1 |
| 79 | F350 -- 4/W/D | | | 1 |
| Consists of 1-D7TA 5A490-FA Bracket 1-387432-S2 U-Bolt 2-382400-S2 nut | | | | |

**1973/79
TRUCK SERIES 100/500**

| YEAR | MODEL/RESTRICTIONS | PART NUMBER | DESCRIPTION | QTY. |
|---|---|--------------------|---|------|
| 5C489 BAR MOUNTING KIT (STABILIZER) — Cont'd | | | | |
| 78/79 | F150 -- 4/W/D -- (regular cab) | D8TZ 5C489-B | Front-R.H. | 1 |
| Consists of | | | | |
| | 1-D8TZ 5486-B Bracket | 1-387521-S2 U-Bolt | 2-382400-S2 Nut | |
| 78/79 | F150 -- 4/W/D -- (regular cab) | D8TZ 5C489-C | Front-L.H. | 1 |
| Consists of | | | | |
| | 1-D8TZ 5486-C Bracket | 1-387521-S2 U-Bolt | 2-384200-S2 Nut | |
| 5493 INSULATOR (STABILIZER BAR) | | | | |
| 73/ | F100/350 -- 2/W/D | D3TZ 5493-A | Rear stabilizer bar to link | 4 |
| | | D3TZ 5493-B | Rear stabilizer bar to axle | 2 |
| 75/ | F250/350 -- 2/W/D, E100/350 | D5UZ 5493-A | Front stabilizer bar to frame | 2 |
| | | D3TZ 5493-A | Front stabilizer bar to link - includes 1 - C5TA-18041-B wshr. & 1-C5TA-18171-B wshr. | 4 |
| 77/ | F250/350 -- 4/W/D -- "From Ser. Y20,001" | D7TZ 5493-B | Rear stabilizer to axle | 2 |
| 77/ | | D3TZ 5493-A | rear stabilizer bar to link | 4 |
| 77/ | F250 -- 4/W/D | D7TZ 5493-A | Front | 2 |
| 78/ | F150 -- 4/W/D-Super cab | | Front | 2 |
| 79 | F350 -- 4/W/D | | Front | 2 |
| 78/ | F150 -- 4/W/D -- (regular cab) | D8TZ 5493-A | Front | 2 |
| 5C499 BRACKET (FRONT STABILIZER BAR MOUNTING) | | | | |
| 75/ | E-F100/350 | D5TZ 5C499-A | | 2 |
| 5A528 REINFORCEMENT (REAR SPRING FRONT HANGER) | | | | |
| 75/79 | E250 (Van & Bus) | D5UZ 5A528-A | | 2 |

1973/79
TRUCK SERIES 100/500

5560 SPRING ASSY. (REAR)

HOW TO FIND A REAR SPRING PART NUMBER

1. USE THE SPRING STAMPING NUMBER

- a. Find the stamped number which appears on the spring.
- b. Refer to the Rear Spring Cross Reference Chart (below) to determine the correct service part number.
- c. After locating a service part number, refer to group 5563 for available leaves.

2. USE THE REAR SPRING and U-BOLT MODEL APPLICATION CHART

- a. Determine the year and model of the truck.
(In addition, it may be necessary to know the number of leaves, axle capacity, and rear axle type.)
- b. Refer to the Model Application Chart to determine the correct service part number for the spring and U-bolt.
- c. After locating a service part number, refer to group 5563 for available leaves.
- d. Spring Rating
There are two methods of describing spring ratings currently used in the trucking industry. They are (1) rating at the pad, and (2) rating at the ground. Both ratings are expressed in pounds.
(RATING AT PAD) This figure represents the amount of weight above the pad which can actually be supported by the springs. This includes the chassis, body and payload weight.
(RATING AT GROUND) This figure includes the rating at pad plus the weight of components between the spring pad and ground. These components include axle, tires and wheels.

3. USE THE REAR SPRING SIZE CHART

- a. Refer to the dimension chart (following the Application Chart) and determine the correct service part number by using the spring "type" and dimensions shown.
- b. After locating a service part number, refer to group 5563 for available leaves.

REAR SPRING CROSS REFERENCE CHART

| IDENTIFICATION | PART NUMBER | IDENTIFICATION | PART NUMBER |
|--|--------------|------------------|-------------|
| 5560 SPRING ASSY. (REAR) — Cont'd | | | |
| C1TT 5560-AH | C1TT 5560-AH | D2TA 5560-RA,RB | D3TZ 5560-E |
| C1TT 5560-AJ | C1TT 5560-AJ | D2TA 5560-SA | D3TZ 5560-F |
| C2TA 5560-C | C2TZ 5560-A | D2UA 5560-VA | D2UZ 5560-A |
| C2TA 5560-G | C2TZ 5560-E | D3TA 5560-BB, BC | D3TZ 5560-G |
| C6TA 5560-K | C6TZ 5560-F | D3TA 5560-DA | C6TZ 5560-F |
| C7TA 5560-F | C7TZ 5560-F | D3TS 5560-AA | D3TZ 5560-L |
| C7TA 5560-G | C7TZ 5560-G | D4TA 5560-KA | D4TZ 5560-A |
| C7TA 5560-AC | C7TZ 5560-F | D4TA 5560-VA | D4TZ 5560-B |
| C8UA 5560-B | C8TZ 5560-H | D4UA 5560-MA | D3UZ 5560-A |
| C8UA 5560-C | C8TZ 5560-F | D5TA 5560-AKA | D5TZ 5560-A |
| C8UA 5560-F | C8UZ 5560-B | D5UA 5560-HB | D5UZ 5560-B |
| C8UA 5560-K | C8UZ 5560-C | D5UA 5560-JB | D5UZ 5560-C |
| C8UA 5560-L | ★C8UZ 5560-D | D5UA 5560-KB | D5UZ 5560-D |
| D1UA 5560-AA | D1UZ 5560-A | D5UA 5560-LB | D5UZ 5560-E |
| D2TA 5560-GA,GB | D3TZ 5560-H | D5UA 5560-MC | D5UZ 5560-F |
| D2TA 5560-HA,HB | D3TZ 5560-A | D5UA 5560-SB | D5UZ 5560-G |
| D2TA 5560-JA | D3TZ 5560-B | D5UA 5560-ABB | D5UZ 5560-H |
| D2TA 5560-KA,KB | D3TZ 5560-J | D5UA 5560-ACB | D5UZ 5560-J |
| D2TA 5560-LA,LB | D3TZ 5560-C | D5UA 5560-AEC | D6UZ 5560-D |
| D2TA 5560-MA,MB | D3TZ 5560-D | D5UA 5560-AFB | D5UZ 5560-L |

**1973/79
TRUCK SERIES 100/500**

REAR SPRING CROSS REFERENCE CHART

| IDENTIFICATION | PART NUMBER | IDENTIFICATION | PART NUMBER |
|--|-------------|----------------|-------------|
| 5560 SPRING ASSY. (REAR) — Cont'd | | | |
| D5UA 5560-AGB | D5UZ 5560-M | D7UA 5560-AJA | D8UZ 5560-F |
| D5UA 5560-AGC | D6UZ 5560-E | D7UA 5560-AKA | D8UZ 5560-E |
| D5UA 5560-AHC | D6UZ 5560-F | D7UA 5560-ARA | D8UZ 5560-B |
| D5UA 5560-AJB | D5UZ 5560-R | D7UA 5560-ASA | D8UZ 5560-H |
| D5UA 5560-ASB | D5UZ 5560-S | D7UA 5560-ATA | D8UZ 5560-C |
| D5UA 5560-ATB | D5UZ 5560-T | D7UA 5560-AUA | D8UZ 5560-D |
| D5UA 5560-AZA | D5UZ 5560-W | D8TA 5560-ZA | D5UZ 5560-F |
| D6UA 5560-GA | D6UZ 5560-B | D8TA 5560-FA | D9TZ 5560-C |
| D6UA 5560-HA | D6UZ 5560-A | D9TA 5560-AVA | D6UZ 5560-E |
| D6UA 5560-JA | D6UZ 5560-C | D9TA 5560-AYA | D6UZ 5560-F |
| D7HT 5560-ALA | C2TZ 5560-A | TCAA 5560-B | TCAA 5560-B |
| D7HT 5560-ARA | C2TZ 5560-E | TDAA 5560-B | B4T 5560-C |
| D7UA 5560-RA | D8UZ 5560-G | TRAT 5560-B | B7J 5560-A |
| D7UA 5560-TA | D8UZ 5560-A | TSAA 5560-B | B4J 5560-A |

| YEAR | MODEL | SPRING | | | U-BOLT | |
|------|-------|--------------|--------------------------|--------------------------|---|-------------|
| | | L V S. | IDENTIFICATION NOTE 1 | Average Capacity ▲ | PART NUMBER MAIN (5560) AUX. (5588) | PART NUMBER |

5560 SPRING ASSY. (REAR)

NOTE 1 — Where two different springs have the same number of leaves, check the stamped number or dimensions to pick the correct service number

▲ P—average capacity at pad, G—average capacity at ground. Refer to beginning of group 5560 for explanation of ratings.

△—"Before Ser. W40,001" ◆—"From Ser. W40,001"

| | | | | | | | | |
|-------|---|----|----------|------|---|---------------|---------------|---|
| 73/77 | B500 — — Rockwell axle w/o shocks | 12 | | 6760 | P | C2TZ 5560-A | B3Q 5705-A | 4 |
| | | | w/shocks | | | | B3Q 5705-A | 2 |
| | | | w/shocks | | | | △ C6TZ 5705-E | 2 |
| | | | | | | ◆ D5TZ 5705-A | 2 | |
| 73/74 | B500 — — Eaton axle w/o shocks | 12 | | 6760 | P | C2TZ 5560-A | C8TZ 5705-D | 4 |
| | | | w/shocks | | | | C8TZ 5705-D | 2 |
| | | | w/shocks | | | | B3Q 5705-A | 2 |
| 73/74 | E100 — — Van with 4300-4325 G.V.W. | 4 | | 1140 | G | C8TZ 5560-H | D7TZ 5705-A | 4 |
| | | 4 | | 1300 | G | C8TZ 5560-F | D7TZ 5705-A | 4 |
| | | 4 | | 1300 | G | C8TZ 5560-F | D7TZ 5705-A | 4 |
| | | 5 | | 1315 | G | C8UZ 5560-B | D7TZ 5705-A | 4 |
| 73/74 | E200 — — Van with 5250-5450 G.V.W. | 4 | | 1400 | G | D2UZ 5560-A | ★ C8UA 5705-E | 4 |
| | | 5 | | 1450 | G | C8UZ 5560-C | ★ C8UA 5705-E | 4 |
| | | 5 | | 1450 | G | C8UZ 5560-C | ★ C8UA 5705-E | 4 |
| | | 5 | | 1650 | G | C8UZ 5560-C | ★ C8UA 5705-E | 4 |
| 73/74 | E300 — — Van with 6050, 6200, 6800, 7000 G.V.W. | 6 | | 2250 | G | C8UZ 5560-F | C8UZ 5705-A | 4 |
| | | 6 | | 2515 | G | D1UZ 5560-A | C8UZ 5705-A | 4 |
| | E300 — — Van with 7500, 7700, 8300 G.V.W. | 5 | | 2515 | P | D3UZ 5560-A | C8UZ 5705-A | 4 |
| | | 6 | | 2515 | G | D1UZ 5560-A | C8UZ 5705-A | 4 |
| | E300 — — Club Wagon | 5 | | 2515 | P | D3UZ 5560-A | C8UZ 5705-A | 4 |
| | | 6 | | 2250 | G | C8UZ 5560-F | C8UZ 5705-A | 4 |
| | | 6 | | 2515 | G | D1UZ 5560-A | C8UZ 5705-A | 4 |

1973/79
TRUCK SERIES 100/500

| YEAR | MODEL | SPRING | | | | U-BOLT | | |
|-------------|---|------------------|--------------------------|--------------------------|---|-------------|--------------|---|
| | | L V S. | IDENTIFICATION NOTE 1 | Average Capacity ▲ | PART NUMBER MAIN (5560) AUX. (5588) | PART NUMBER | Q T Y. | |
| 5560 | SPRING ASSY. (REAR) — Cont'd | | | | | | | |
| NOTE 1 — | Where two different springs have the same number of leaves, check the stamped number or dimensions to pick the correct service number | | | | | | | |
| | ▲ P—average capacity at pad, G—average capacity at ground. Refer to beginning of group 5560 for explanation of ratings. | | | | | | | |
| 75/77 | E100 — (van) — 124" W/B | 5100/5250 G.V.W. | 5 | | 1250 P | D5UZ 5560-H | D7TZ 5705-B | 4 |
| | | 5700 G.V.W. | 6 | | 1450 P | D5UZ 5560-J | D7TZ 5705-B | 4 |
| | | 5700/6050 G.V.W. | 7 | | 1650 P | D6UZ 5560-E | D7TZ 5705-B | 4 |
| | E100 — (van) — 138" W/B | 5100/5250 G.V.W. | 5 | | 1250 P | D6UZ 5560-D | D7TZ 5705-B | 4 |
| | | 5800 G.V.W. | 5 | | 1450 P | D5UZ 5560-L | D7TZ 5705-B | 4 |
| | | 5800 G.V.W. | 6 | | 1685 P | D6UZ 5560-F | D7TZ 5705-B | 4 |
| | E100 — (club wagon) — 124" W/B | 5500/5700 G.V.W. | 5 | | 1250 P | D5UZ 5560-H | D7TZ 5705-B | 4 |
| | | 5900/6000 G.V.W. | 6 | | 1450 P | D5UZ 5560-J | D7TZ 5705-B | 4 |
| | | 5900/6000 G.V.W. | 7 | | 1650 P | D6UZ 5560-E | D7TZ 5705-B | 4 |
| | E100 — (club wagon) — 138" W/B | 6010 G.V.W. | 5 | | 1450 P | D5UZ 5560-L | D7TZ 5705-B | 4 |
| | | 6300 G.V.W. | 6 | | 1685 P | D6UZ 5560-F | D7TZ 5705-B | 4 |
| | | 6300 G.V.W. | 6 | | 1750 P | D5UZ 5560-T | D7TZ 5705-B | 4 |
| 78 | E100(van) — 124" W/B | 5150 G.V.W. | 5 | | 1250 P | D5UZ 5560-H | D7TZ 5705-B | 4 |
| | | | 6 | | 1450 P | D5UZ 5560-J | D7TZ 5705-B | 4 |
| | | 5750 G.V.W. | 6 | | 1450 P | D5UZ 5560-J | D7TZ 5705-B | 4 |
| | | | 7 | | 1685 P | D6UZ 5560-E | D7TZ 5705-B | 4 |
| 78 | E100(van) — 138" W/B | 5150 G.V.W. | 5 | | 1250 P | D6UZ 5560-D | D7TZ 5705-B | 4 |
| | | | 5 | | 1450 P | D5UZ 5560-L | D7TZ 5705-B | 4 |
| | | 5750 G.V.W. | 5 | | 1450 P | D5UZ 5560-L | D7TZ 5705-B | 4 |
| | | | 6 | | 1685 P | D6UZ 5560-F | D7TZ 5705-B | 4 |
| 78 | E100(Club Wagon) — 124" W/B — 5 pass. | 5500 G.V.W. | 5 | | 1250 P | D5UZ 5560-H | D7TZ 5705-B | 4 |
| | | 5700 G.V.W. | 5 | | 1250 P | D5UZ 5560-H | D7TZ 5705-B | 4 |
| | | 5900 G.V.W. | 6 | | 1450 P | D5UZ 5560-J | D7TZ 5705-B | 4 |
| | — 8 pass. | 5900 G.V.W. | 6 | | 1450 P | D5UZ 5560-J | D7TZ 5705-B | 4 |
| | | 6000 G.V.W. | 6 | | 1450 P | D5UZ 5560-J | D7TZ 5705-B | 4 |
| | | | 6 | | 1450 P | D5UZ 5560-J | D7TZ 5705-B | 4 |
| 79 | E100(Van) — 124" W/B | 5050 G.V.W. | 5 | | 1250 P | D5UZ 5560-H | D7TZ 5705-B | 4 |
| | | | 6 | | 1450 P | D5UZ 5560-J | D7TZ 5705-B | 4 |
| | | 5650 G.V.W. | 6 | | 1450 P | D5UZ 5560-J | D7TZ 5705-B | 4 |
| | | 7 | | 1685 P | D6UZ 5560-E | D7TZ 5705-B | 4 | |
| | E100(Van) — 138" W/B | 5050 G.V.W. | 5 | | 1250 P | D6UZ 5560-D | D7TZ 5705-B | 4 |
| | | | 5 | | 1450 P | D5UZ 5560-L | D7TZ 5705-B | 4 |
| 5650 G.V.W. | | 5 | | 1450 P | D5UZ 5560-L | D7TZ 5705-B | 4 | |
| | | | 6 | | 1685 P | D6UZ 5560-F | D7TZ 5705-B | 4 |
| 79 | E100(Club Wagon) — 124" W/B — 5 pass. | 5400/5900 G.V.W. | 5 | | 1250 P | D5UZ 5560-H | D7TZ 5705-B | 4 |
| | | | 6 | | 1450 P | D5UZ 5560-J | D7TZ 5705-B | 4 |
| | | | 6 | | 1450 P | D5UZ 5560-J | D7TZ 5705-B | 4 |
| | | | 6 | | 1450 P | D5UZ 5560-J | D7TZ 5705-B | 4 |

1973/79 TRUCK SERIES 100/500

| YEAR | MODEL | SPRING | | | | U-BOLT | |
|------|-------|--------------|--------------------------|--------------------------|---|-------------|--------------|
| | | L V S. | IDENTIFICATION NOTE 1 | Average Capacity ▲ | PART NUMBER MAIN (5560) AUX. (5588) | PART NUMBER | Q T Y. |

5560 SPRING ASSY. (REAR) — Cont'd

NOTE 1 — Where two different springs have the same number of leaves, check the stamped number or dimensions to pick the correct service number

▲ P—average capacity at pad, G—average capacity at ground. Refer to beginning of group 5560 for explanation of ratings.

| | | | | | | | | | |
|-------|---|-------------------|---|--|------|---|-------------|-------------|---|
| 75/77 | E150 -- (van) -- 124" W/B | 6050/6300 G.V.W. | 7 | | 1650 | P | D6UZ 5560-E | D7TZ 5705-B | 4 |
| | | 6050/6300 G.V.W. | 7 | | 1750 | P | D5UZ 5560-S | D7TZ 5705-B | 4 |
| | E150 -- (van) -- 138" W/B | 6050/6300 G.V.W. | 6 | | 1685 | P | D6UZ 5560-F | D7TZ 5705-B | 4 |
| | | 6050/6300 G.V.W. | 6 | | 1750 | P | D5UZ 5560-T | D7TZ 5705-B | 4 |
| | E150 -- (club wagon) -- 124" WB -- 5900/6600 G.V.W. | 6010 G.V.W. | 5 | | 1685 | P | D6UZ 5560-E | D7TZ 5705-B | 4 |
| | | 6200/6600 G.V.W. | 6 | | 1685 | P | D6UZ 5560-F | D7TZ 5705-B | 4 |
| | E150 -- (club wagon) -- 138" W/B | 6300 G.V.W. | 6 | | 1750 | P | D5UZ 5560-T | D7TZ 5705-B | 4 |
| | | 6300 G.V.W. | 6 | | 1750 | P | D5UZ 5560-T | D7TZ 5705-B | 4 |
| 78 | E150(van) -- 124" W/B | 6100, 6300 G.V.W. | 7 | | 1685 | P | D6UZ 5560-E | D7TZ 5705-B | 4 |
| | E150(van) -- 138" W/B | 6100, 6300 G.V.W. | 7 | | 1750 | P | D5UZ 5560-S | D7TZ 5705-B | 4 |
| | | 6050, 6300 G.V.W. | 6 | | 1685 | P | D6UZ 5560-F | D7TZ 5705-B | 4 |
| | E150(Club Wagon) -- 124" W/B | 6200 G.V.W. | 7 | | 1750 | P | D5UZ 5560-T | D7TZ 5705-B | 4 |
| | | 6200 G.V.W. | 7 | | 1685 | P | D6UZ 5560-E | D7TZ 5705-B | 4 |
| | -- 5 pass. | 6300,6500 G.V.W. | 7 | | 1685 | P | D6UZ 5560-E | D7TZ 5705-B | 4 |
| | | 6300,6500 G.V.W. | 7 | | 1685 | P | D6UZ 5560-E | D7TZ 5705-B | 4 |
| 78 | E150(Club Wagon) -- 138" W/B | 6200/6500 G.V.W. | 7 | | 1685 | P | D6UZ 5560-E | D7TZ 5705-B | 4 |
| | -- 5 pass. | 6200/6500 G.V.W. | 7 | | 1685 | P | D6UZ 5560-E | D7TZ 5705-B | 4 |
| | | 6300/6700 G.V.W. | 6 | | 1685 | P | D6UZ 5560-F | D7TZ 5705-B | 4 |
| 78 | E150(super wagon) -- 138" WB | | 6 | | 1685 | P | D6UZ 5560-F | D7TZ 5705-B | 4 |
| 79 | E150(van) -- 124" W/B -- | 6100/6300 G.V.W. | 7 | | 1685 | P | D6UZ 5560-E | D7TZ 5705-B | 4 |
| | | 6100/6300 G.V.W. | 7 | | 1750 | P | D5UZ 5560-S | D7TZ 5705-B | 4 |
| | -- 138" W/B | 6050/6300 G.V.W. | 6 | | 1685 | P | D6UZ 5560-F | D7TZ 5705-B | 4 |
| | | 6050/6300 G.V.W. | 6 | | 1750 | P | D5UZ 5560-T | D7TZ 5705-B | 4 |
| 79 | E150(Super Van) -- 138" W/B | 6050/6200 G.V.W. | 6 | | 1685 | P | D6UZ 5560-F | D7TZ 5705-B | 4 |
| | | 6050/6200 G.V.W. | 6 | | 1750 | P | D5UZ 5560-T | D7TZ 5705-B | 4 |
| 79 | E150(Club Wagon) -- 124" W/B | 6050/6200 G.V.W. | 7 | | 1685 | P | D6UZ 5560-E | D7TZ 5705-B | 4 |
| | | 6050/6200 G.V.W. | 7 | | 1685 | P | D6UZ 5560-E | D7TZ 5705-B | 4 |
| | -- 5 pass. | 6100/6500 G.V.W. | 7 | | 1685 | P | D6UZ 5560-E | D7TZ 5705-B | 4 |
| | | 6100/6500 G.V.W. | 7 | | 1685 | P | D6UZ 5560-E | D7TZ 5705-B | 4 |
| | -- 8 pass. | 6100/6500 G.V.W. | 7 | | 1685 | P | D6UZ 5560-E | D7TZ 5705-B | 4 |
| | | 6100/6500 G.V.W. | 7 | | 1685 | P | D6UZ 5560-E | D7TZ 5705-B | 4 |
| 79 | E150(Club Wagon) -- 138" W/B | 6100/6500 G.V.W. | 6 | | 1685 | P | D6UZ 5560-F | D7TZ 5705-B | 4 |
| | | 6100/6500 G.V.W. | 6 | | 1685 | P | D6UZ 5560-F | D7TZ 5705-B | 4 |
| | -- 5 pass. | 6300/6600 G.V.W. | 6 | | 1685 | P | D6UZ 5560-F | D7TZ 5705-B | 4 |
| | | 6300/6600 G.V.W. | 6 | | 1685 | P | D6UZ 5560-F | D7TZ 5705-B | 4 |
| 79 | E150(Super Wagon) -- 138" W/B | 6025/6600 G.V.W. | 6 | | 1685 | P | D6UZ 5560-F | D7TZ 5705-B | 4 |
| | | 6025/6600 G.V.W. | 6 | | 1685 | P | D6UZ 5560-F | D7TZ 5705-B | 4 |
| | -- 5 pass. | 6200/6600 G.V.W. | 6 | | 1685 | P | D6UZ 5560-F | D7TZ 5705-B | 4 |
| | | 6200/6600 G.V.W. | 6 | | 1685 | P | D6UZ 5560-F | D7TZ 5705-B | 4 |
| | -- 8 pass. | 6200/6600 G.V.W. | 6 | | 1685 | P | D6UZ 5560-F | D7TZ 5705-B | 4 |
| | | 6200/6600 G.V.W. | 6 | | 1685 | P | D6UZ 5560-F | D7TZ 5705-B | 4 |

1973/79
TRUCK SERIES 100/500

| YEAR | MODEL | SPRING | | | | U-BOLT | | Q T Y. |
|----------|---|-------------------|--------------------------|--------------------------|---|-------------|-------------|--------------|
| | | L V S. | IDENTIFICATION NOTE 1 | Average Capacity ▲ | PART NUMBER MAIN (5560) AUX. (5588) | PART NUMBER | | |
| 5560 | SPRING ASSY. (REAR) — Cont'd | | | | | | | |
| NOTE 1 - | Where two different springs have the same number of leaves, check the stamped number or dimensions to pick the correct service number | | | | | | | |
| | ▲ P-average capacity at pad, G-average capacity at ground. Refer to beginning of group 5560 for explanation of ratings. | | | | | | | |
| NOTE 7- | Use D5UZ 5705-A "Before Ser. BE0,001" and D8UZ 5705-B "From Ser. BE0,001" | | | | | | | |
| 75/77 | E250 (van) -- 138" W/B | 6870 G.V.W. | 5 | 1825 | P | D5UZ 5560-B | D5UZ 5705-A | 4 |
| | | 6870/7700 G.V.W. | 6 | 2100 | P | D5UZ 5560-C | D5UZ 5705-A | 4 |
| | | 8500/8750 G.V.W. | 6 | 2450 | P | D5UZ 5560-D | D5UZ 5705-A | 4 |
| | | 8500 G.V.W. | 6 | 2700 | P | D5UZ 5560-R | D5UZ 5705-A | 4 |
| | E250 (club wagon) -- 138" W/B | 7100/7200 G.V.W. | 8 | 1785 | P | D6UZ 5560-A | D5UZ 5705-A | 4 |
| | | 7100/7200 G.V.W. | 5 | 1825 | P | D5UZ 5560-B | D5UZ 5705-A | 4 |
| | | 7750/7950 G.V.W. | 8 | 2075 | P | D6UZ 5560-B | D5UZ 5705-A | 4 |
| | | 7750/7950 G.V.W. | 6 | 2100 | P | D5UZ 5560-C | D5UZ 5705-A | 4 |
| | | 8350/8750 G.V.W. | 9 | 2365 | P | D6UZ 5560-C | D5UZ 5705-A | 4 |
| | | 8350/8750 G.V.W. | 6 | 2757 | P | D5UZ 5560-D | D5UZ 5705-A | 4 |
| | E250 (cutaway) -- 138" W/B | 8400/8500 G.V.W. | 6 | 2450 | P | D5UZ 5560-G | D5UZ 5705-A | 4 |
| | | 7700/8500 G.V.W. | 6 | 2900 | P | D5UZ 5560-E | D5UZ 5705-A | 4 |
| | E250(parcel) | | 6 | 2950 | P | D5UZ 5560-E | D5UZ 5705-A | 4 |
| 78 | E250(van) -- 138" W/B | 6500, 6750 G.V.W. | 5 | 1825 | P | D5UZ 5560-B | Note 7 | 4 |
| | | | 6 | 2100 | P | D5UZ 5560-C | Note 7 | 4 |
| | | 7100, 7550 G.V.W. | 6 | 2100 | P | D5UZ 5560-C | Note 7 | 4 |
| | | | 6 | 2450 | P | D5UZ 5560-D | Note 7 | 4 |
| | | 7900, 8250 G.V.W. | 6 | 2450 | P | D5UZ 5560-D | Note 7 | 4 |
| | | | 6 | 2700 | P | D5UZ 5560-R | Note 7 | 4 |
| 78 | E250(Club Wagon) -- 138" W/B -- 6800, 7100 G.V.W. | | 8 | 1785 | P | D6UZ 5560-A | Note 7 | 4 |
| | -- 5 pass. | 6800, 7100 G.V.W. | 6 | 1785 | P | D8UZ 5560-H | D8UZ 5705-B | 4 |
| | -- 5 pass. | 7800 G.V.W. | 8 | 2075 | P | D6UZ 5560-B | Note 7 | 4 |
| | -- 8 pass. | 6900/7300 G.V.W. | 8 | 1785 | P | D6UZ 5560-A | Note 7 | 4 |
| | | 6900/7300 G.V.W. | 6 | 1785 | P | D8UZ 5560-H | D8UZ 5705-B | 4 |
| | -- 8 pass. | 7500/8200 G.V.W. | 8 | 2075 | P | D6UZ 5560-B | Note 7 | 4 |
| | -- 12 pass. | 7600/8100 G.V.W. | 8 | 2075 | P | D6UZ 5560-B | Note 7 | 4 |
| | -- 12 pass. | 8500/8900 G.V.W. | 9 | 2365 | P | D6UZ 5560-C | Note 7 | 4 |
| 78 | E250(Parcel) -- 138" W/B | 7700 G.V.W. | 6 | 2950 | P | D5UZ 5560-E | Note 7 | 4 |
| 78 | E250 (commercial cutaway) -- 138" W/B | 7000 G.V.W. | 6 | 2450 | P | D5UZ 5560-G | Note 7 | 4 |
| | | | 6 | 2950 | P | D5UZ 5560-E | Note 7 | 4 |
| 78 | E250(RV cutaway) -- 138" WB | | 6 | 2450 | P | D5UZ 5560-G | Note 7 | 4 |
| | | | 6 | 2950 | P | D5UZ 5560-E | Note 7 | 4 |
| 78 | E250(commercial chassis) -- 138" WB | | 6 | 2450 | P | D5UZ 5560-G | Note 7 | 4 |
| | | | 6 | 2950 | P | D5UZ 5560-E | Note 7 | 4 |
| 78 | E250(RV chassis) -- 138" WB | | 6 | 2450 | P | D5UZ 5560-G | Note 7 | 4 |
| | | | 6 | 2950 | P | D5UZ 5560-E | Note 7 | 4 |

**1973/79
TRUCK SERIES 100/500**

| YEAR | MODEL | SPRING | | | U-BOLT | | | |
|----------|---|--------------|--------------------------|--------------------------|---|-------------|--------------|---|
| | | L V S. | IDENTIFICATION NOTE 1 | Average Capacity ▲ | PART NUMBER MAIN (5560) AUX. (5588) | PART NUMBER | Q T Y. | |
| 5560 | SPRING ASSY. (REAR) — Cont'd | | | | | | | |
| NOTE 1 - | Where two different springs have the same number of leaves, check the stamped number or dimensions to pick the correct service number | | | | | | | |
| | ▲ P—average capacity at pad, G—average capacity at ground. Refer to beginning of group 5560 for explanation of ratings. | | | | | | | |
| NOTE 7- | Use D5UZ 5705-A "Before Ser. BE0,001" and D8UZ 5705-B "From Ser. BE0,001" | | | | | | | |
| 78 | E250(super wagon) -- 138" WB -- 7000/7200 G.V.W. | 6 | | 1930 | P | D8UZ 5560-F | D8UZ 5705-B | 4 |
| | -- 5 pass. | | | | | | | |
| | 7400 G.V.W. | 6 | | 2075 | P | D8UZ 5560-C | D8UZ 5705-B | 4 |
| | 7700/8000 | 7 | | 2220 | P | D8UZ 5560-E | D8UZ 5705-B | 4 |
| | -- 8 pass. | | | | | | | |
| | 6900 G.V.W. | 6 | | 1930 | P | D8UZ 5560-F | D8UZ 5705-B | 4 |
| | 7200/7400 G.V.W. | 6 | | 2075 | P | D8UZ 5560-C | D8UZ 5705-B | 4 |
| | 7700 G.V.W. | 7 | | 2220 | P | D8UZ 5560-E | D8UZ 5705-B | 4 |
| | 8000/8300 G.V.W. | 7 | | 2365 | P | D8UZ 5560-D | D8UZ 5705-B | 4 |
| | -- 12 pass. | | | | | | | |
| | 7600/7800 G.V.W. | 7 | | 2220 | P | D8UZ 5560-E | D8UZ 5705-B | 4 |
| | 8000/8500 G.V.W. | 7 | | 2365 | P | D8UZ 5560-D | D8UZ 5705-B | 4 |
| | -- 15 pass. | | | | | | | |
| | | 7 | | 2365 | P | D8UZ 5560-D | D8UZ 5705-B | 4 |
| 79 | E250(Van) -- 138" W/B | 5 | | 1825 | P | D5UZ 5560-B | Note 7 | 4 |
| | | 6 | | 2100 | P | D5UZ 5560-C | Note 7 | 4 |
| | 7500 G.V.W. | 6 | | 2100 | P | D5UZ 5560-C | Note 7 | 4 |
| | | 6 | | 2450 | P | D5UZ 5560-D | Note 7 | 4 |
| | 8250 G.V.W. | 6 | | 2450 | P | D5UZ 5560-D | Note 7 | 4 |
| | | 6 | | 2700 | P | D5UZ 5560-R | Note 7 | 4 |
| 79 | E250 (Super Van) -- 138" W/B | 5 | | 1825 | P | D5UZ 5560-B | Note 7 | 4 |
| | | 6 | | 2100 | P | D5UZ 5560-C | Note 7 | 4 |
| | 7100 G.V.W. | 6 | | 2100 | P | D5UZ 5560-C | Note 7 | 4 |
| | | 6 | | 2450 | P | D5UZ 5560-D | Note 7 | 4 |
| | 7900 G.V.W. | 6 | | 2450 | P | D5UZ 5560-D | Note 7 | 4 |
| | | 6 | | 2700 | P | D5UZ 5560-R | Note 7 | 4 |
| 79 | E250 (Club Wagon) -- 138" W/B | 6 | | 1785 | P | D8UZ 5560-H | Note 7 | 4 |
| | -- 5 pass. | 6 | | 2075 | P | D8UZ 5560-C | Note 7 | 4 |
| | -- 8 pass. | 6 | | 1785 | P | D8UZ 5560-H | Note 7 | 4 |
| | | 6 | | 2075 | P | D8UZ 5560-C | Note 7 | 4 |
| | -- 11&12 pass. | 6 | | 2075 | P | D8UZ 5560-C | Note 7 | 4 |
| | | 7 | | 2365 | P | D8UZ 5560-D | Note 7 | 4 |
| 79 | E250 (Super Wagon) -- 138" W/B | 6 | | 1930 | P | D8UZ 5560-F | Note 7 | 4 |
| | -- 5 pass. | 6 | | 2075 | P | D8UZ 5560-C | Note 7 | 4 |
| | | 7 | | 2220 | P | D8UZ 5560-E | Note 7 | 4 |
| | -- 8 pass. | 6 | | 1930 | P | D8UZ 5560-F | Note 7 | 4 |
| | | 6 | | 2075 | P | D8UZ 5560-C | Note 7 | 4 |
| | | 7 | | 2220 | P | D8UZ 5560-E | Note 7 | 4 |
| | | 7 | | 2365 | P | D8UZ 5560-D | Note 7 | 4 |
| | -- 11 & 12 pass. | 7 | | 2220 | P | D8UZ 5560-E | Note 7 | 4 |
| | | 7 | | 2365 | P | D8UZ 5560-D | Note 7 | 4 |
| | -- 15 pass. | 7 | | 2365 | P | D8UZ 5560-D | Note 7 | 4 |

1973/79
TRUCK SERIES 100/500

| YEAR | MODEL | SPRING ^g | | | U-BOLT | | | |
|----------|---|---------------------|--------------------------|--------------------------|---|-------------|--------------|---|
| | | L V S. | IDENTIFICATION NOTE 1 | Average Capacity ▲ | PART NUMBER MAIN (5560) AUX. (5588) | PART NUMBER | Q T Y. | |
| 5560 | SPRING ASSY. (REAR) — Cont'd | | | | | | | |
| NOTE 1 - | Where two different springs have the same number of leaves, check the stamped number or dimensions to pick the correct service number | | | | | | | |
| | ▲ P—average capacity at pad, G—average capacity at ground. Refer to beginning of group 5560 for explanation of ratings. | | | | | | | |
| NOTE 6- | Use D5UZ 5705-B "Before Ser. BE0,001" and D8UZ 5705-A "From Ser. BE0,001" | | | | | | | |
| NOTE 7- | Use D5UZ 5705-A "Before Ser. BE0,001" and D8UZ 5705-B "From Ser. BE0,001" | | | | | | | |
| 75/77 | E350 (van) - 138" W/B | 8750 G.V.W. | 6 | 2450 | P | D5UZ 5560-G | D5UZ 5705-A | 4 |
| | | 9750/10000 G.V.W. | 6 | 2900 | P | D5UZ 5560-E | D5UZ 5705-A | 4 |
| | E350 (cutaway) - - 138" W/B | 8700/8750 G.V.W. | 6 | 2450 | P | D5UZ 5560-G | D5UZ 5705-A | 4 |
| | | 8700/8750 G.V.W. | 6 | 2900 | P | D5UZ 5560-E | D5UZ 5705-A | 4 |
| | | 9650/9750 G.V.W. | 6 | 2900 | P | D5UZ 5560-E | D5UZ 5705-A | 4 |
| | | 9650/9800 G.V.W. | 10 | 3300 | P | D5UZ 5560-F | D5UZ 5705-B | 4 |
| | E350(cutaway) - - 158" WB | 10000/10100 G.V.W. | 6 | 2950 | P | D5UZ 5560-F | D5UZ 5705-A | 4 |
| | | 10000/11000 G.V.W. | 10 | 3300 | P | D5UZ 5560-F | D5UZ 5705-B | 4 |
| 75/77 | E350 (parcel) - - 138" WB | 8750 G.V.W. | 6 | 2950 | P | D5UZ 5560-E | D5UZ 5705-A | 4 |
| | | 9650/9800 G.V.W. | 10 | 3300 | P | D5UZ 5560-F | D5UZ 5705-B | 4 |
| | E350(parcel) - - 158" WB | | 10 | 3300 | P | D5UZ 5560-F | D5UZ 5705-B | 4 |
| 78 | E350(van) - - 138" W/B - - 8150, 8500 G.V.W. | | 6 | 2450 | P | D5UZ 5560-G | Note 7 | 4 |
| | | 8100, 8550 G.V.W. | 6 | 2950 | P | D5UZ 5560-E | Note 7 | 4 |
| | | 9100, 9800 G.V.W. | 6 | 2950 | P | D5UZ 5560-E | Note 7 | 4 |
| 78 | E350(Commercial cutaway) - - 138" W/B | 8750 G.V.W. | 6 | 2950 | P | D5UZ 5560-E | Note 7 | 4 |
| | | 9700 G.V.W. | 10 | 3300 | P | D5UZ 5560-F | Note 6 | 4 |
| 78 | E350(Commercial Cutaway) - - 158" W/B | 9750 G.V.W. | 6 | 2950 | P | D5UZ 5560-E | Note 7 | 4 |
| 78 | E350 (commercial chassis) - 138" WB - - 8200 G.V.W. | | 6 | 2450 | P | D5UZ 5560-G | Note 7 | 4 |
| | | | 6 | 2950 | P | D5UZ 5560-E | Note 7 | 4 |
| | | 8750 G.V.W. | 6 | 2950 | P | D5UZ 5560-E | Note 7 | 4 |
| | | 9000 G.V.W. | 6 | 2950 | P | D5UZ 5560-E | Note 7 | 4 |
| | | | 10 | 3300 | P | D5UZ 5560-F | Note 6 | 4 |
| | | 9550 G.V.W. | 6 | 2950 | P | D5UZ 5560-E | Note 7 | 4 |
| 78 | E350(commercial chassis) - - 158" WB - - 8750 G.V.W. | | 6 | 2950 | P | D5UZ 5560-E | Note 7 | 4 |
| | | 9300 G.V.W. | 6 | 2950 | P | D5UZ 5560-E | Note 7 | 4 |
| | | | 4 | 3300 | P | D8UZ 5560-A | Note 7 | 4 |
| | | 9800 G.V.W. | 6 | 2950 | P | D5UZ 5560-E | Note 7 | 4 |
| 78 | E350(R.V. chassis) - - 138" WB - - 8750 G.V.W. | | 6 | 2450 | P | D5UZ 5560-G | Note 7 | 4 |
| | | | 6 | 2950 | P | D5UZ 5560-E | Note 7 | 4 |
| | | 8750 G.V.W. | 6 | 2450 | P | D5UZ 5560-G | Note 7 | 4 |
| | | | 6 | 2950 | P | D5UZ 5560-E | Note 7 | 4 |
| | | 9650 G.V.W. | 6 | 2950 | P | D5UZ 5560-E | Note 7 | 4 |
| | | | 10 | 3300 | P | D5UZ 5560-F | Note 6 | 4 |
| | | 10,250 G.V.W. | 4 | 3300 | P | D8UZ 5560-A | Note 7 | 4 |
| 78 | E350(R.V. chassis) - - 158" WB | | 4 | 3300 | P | D8UZ 5560-A | Note 7 | 4 |
| 78 | E350(R.V. cutaway) - - 138" WB - - 8700 G.V.W. | | 6 | 2450 | P | D5UZ 5560-G | Note 7 | 4 |
| | | | 6 | 2950 | P | D5UZ 5560-E | Note 7 | 4 |
| | | 8750 G.V.W. | 6 | 2450 | P | D5UZ 5560-G | Note 7 | 4 |
| | | | 6 | 2950 | P | D5UZ 5560-E | Note 7 | 4 |
| | | 9650 | 6 | 2950 | P | D5UZ 5560-E | Note 7 | 4 |
| | | 10,250 | 4 | 3300 | P | D8UZ 5560-A | Note 7 | 4 |
| 78 | E350(R.V. cutaway) - - 158" WB | | 4 | 3300 | P | D8UZ 5560-A | Note 7 | 4 |
| 78 | E350(Parcel) - - 138" W/B | 8750 G.V.W. | 6 | 2950 | P | D5UZ 5560-E | Note 7 | 4 |
| | | 9700 G.V.W. | 10 | 3300 | P | D5UZ 5560-F | Note 6 | 4 |

1973/79
TRUCK SERIES 100/500

| YEAR | MODEL | SPRING | | | U-BOLT | | | |
|----------|---|--------------|--------------------------|--------------------------|---|-------------|--------------|---|
| | | L V S. | IDENTIFICATION NOTE 1 | Average Capacity ▲ | PART NUMBER MAIN (5560) AUX. (5588) | PART NUMBER | Q T Y. | |
| 5560 | SPRING ASSY. (REAR) — Cont'd | | | | | | | |
| NOTE 1 — | Where two different springs have the same number of leaves, check the stamped number or dimensions to pick the correct service number | | | | | | | |
| | ▲ P—average capacity at pad, G—average capacity at ground. Refer to beginning of group 5560 for explanation of ratings. | | | | | | | |
| NOTE 6— | Use D5UZ 5705-B "Before Ser. BE0,001" and D8UZ 5705-A "From Ser. BE0,001" | | | | | | | |
| Note 7— | Use D5UZ 5705-A "Before Ser. BE0,001" and D8UZ 5705-B "From Ser. BE0,001" | | | | | | | |
| 78 | E350(Parcel) — — 158" W/B | | 10,000 G.V.W. | 7 | 3300 P | D5UZ 5560-F | Note 6 | 4 |
| 78 | E350(super wagon) — — 138 WB — — 7900/8200 G.V.W. | | | 7 | 2365 P | D8UZ 5560-B | D8UZ 5705-B | 4 |
| | — — 5 pass. | | 8600/8800 G.V.W. | 4 | 2700 P | D8UZ 5560-G | D8UZ 5705-B | 4 |
| | — — 8 pass. | | 7900/8100 G.V.W. | 7 | 2365 P | D8UZ 5560-B | D8UZ 5705-B | 4 |
| | | | 8400/8800 G.V.W. | 4 | 2700 P | D8UZ 5560-G | D8UZ 5705-B | 4 |
| | — — 12 pass. | | 8000 G.V.W. | 7 | 2365 P | D8UZ 5560-B | D8UZ 5705-B | 4 |
| | | | 8300/8900 G.V.W. | 4 | 2700 P | D8UZ 5560-G | D8UZ 5705-B | 4 |
| | — — 15 pass. | | | 4 | 2700 P | D8UZ 5560-G | D8UZ 5705-B | 4 |
| 79 | E250 (Van) — — 138" W/B | | 8550 G.V.W. | 6 | 2450 P | D5UZ 5560-G | Note 7 | 4 |
| | | | | 6 | 2950 P | D5UZ 5560-E | Note 7 | 4 |
| | | | 9500/9800 G.V.W. | 6 | 2950 P | D5UZ 5560-E | Note 7 | 4 |
| 79 | E350 (Super Van) — — 138" W/B | | | 6 | 2950 P | D5UZ 5560-E | Note 7 | 4 |
| | | | 9000/9400 G.V.W. | | | | | |
| 79 | E350 (Super Wagon) — — 138" W/B | | | 4 | 2850 P | D9TZ 5560-C | Note 7 | 4 |
| 79 | E350 (Parcel) — — 138" W/B | | 8700 G.V.W. | 6 | 2950 P | D5UZ 5560-E | Note 7 | 4 |
| | | | 9700 G.V.W. | 7 | 3235 P | D5UZ 5560-F | Note 7 | 4 |
| | — — 158" W/B | | 10,000 G.V.W. | 7 | 3235 P | D5UZ 5560-F | Note 7 | 4 |
| 79 | E350 (Commercial Stripped Chassis) — — 138" W/B | | 8650 G.V.W. | 6 | 2450 P | D5UZ 5560-G | Note 7 | 4 |
| | | | | 6 | 2950 P | D5UZ 5560-E | Note 7 | 4 |
| | | | 9550/9600 G.V.W. | 6 | 2950 P | D5UZ 5560-E | Note 7 | 4 |
| 79 | E350 (Commercial Stripped Chassis) — — 158" W/B | | 8650 G.V.W. | 6 | 2450 P | D5UZ 5560-G | Note 7 | 4 |
| | | | | 6 | 2950 P | D5UZ 5560-E | Note 7 | 4 |
| | | | 9500/9800 G.V.W. | 6 | 2950 P | D5UZ 5560-E | Note 7 | 4 |
| 79 | E350 (Commercial cutaway) — — 138" W/B | | 8900 G.V.W. | 6 | 2950 P | D5UZ 5560-E | Note 7 | 4 |
| | | | | 6 | 2950 P | D5UZ 5560-E | Note 7 | 4 |
| | | | 9200 G.V.W. | 6 | 2950 P | D5UZ 5560-E | Note 7 | 4 |
| | | | 9700 G.V.W. | 7 | 3235 P | D5UZ 5560-F | Note 7 | 4 |
| | — — 158" W/B | | 9750 G.V.W. | 6 | 2950 P | D5UZ 5560-E | Note 7 | 4 |
| 79 | E350 (R.V. Chassis) — — 138" W/B | | 8700/8800 G.V.W. | 6 | 2450 P | D5UZ 5560-G | Note 7 | 4 |
| | | | | 6 | 2950 P | D5UZ 5560-E | Note 7 | 4 |
| | | | 9700 G.V.W. | 6 | 2950 P | D5UZ 5560-E | Note 7 | 4 |
| | | | 10,250 G.V.W. | 4 | 3300 P | D8UZ 5560-A | Note 7 | 4 |
| 79 | E350 (R.V. Chassis) — — 158" W/B | | | 4 | 3300 P | D8UZ 5560-A | Note 7 | 4 |
| | | | 10,250/11,000 G.V.W. | | | | | |
| 79 | E350 (R.V. Cutaway) — — 138" W/B | | 8700/8800 G.V.W. | 6 | 2450 P | D5UZ 5560-G | Note 7 | 4 |
| | | | | 6 | 2950 P | D5UZ 5560-E | Note 7 | 4 |
| | | | 9700 G.V.W. | 6 | 2950 P | D5UZ 5560-E | Note 7 | 4 |
| | | | 10,250 G.V.W. | 4 | 3300 P | D8UZ 5560-A | Note 7 | 4 |
| 79 | E350 (R.V. Cutaway) — — 158" W/B | | | 4 | 3300 P | D8UZ 5560-A | Note 7 | 4 |
| | | | 10,250/11,000 G.V.W. | | | | | |

1973/79
TRUCK SERIES 100/500

| YEAR | MODEL | SPRING | | | | U-BOLT | | Q T Y. |
|----------|---|--------------|--------------------------|--------------------------|---|-------------|---------------|--------------|
| | | L V S. | IDENTIFICATION NOTE 1 | Average Capacity ▲ | PART NUMBER MAIN (5560) AUX. (5588) | PART NUMBER | | |
| 5560 | SPRING ASSY. (REAR) — Cont'd | | | | | | | |
| NOTE 1 — | Where two different springs have the same number of leaves, check the stamped number or dimensions to pick the correct service number | | | | | | | |
| | ▲ P—average capacity at pad, G—average capacity at ground. Refer to beginning of group 5560 for explanation of ratings. | | | | | | | |
| 73/77 | F100 — (Regular Cab) 2/W/D—4550,4700, 4650, G.V.W. | 4 | | 1275 | G | D3TZ 5560-H | D7TZ 5705-B | 4 |
| | F100 — (Regular Cab) 2/W/D—4800,4850,5000,5100 G.V.W. | 4 | | 1475 | G | D3TZ 5560-A | D7TZ 5705-B | 4 |
| | | 4 | | 1475 | G | D3TZ 5560-A | See next line | |
| | | 1 | | 410 | P | D3TZ 5588-B | D3TZ 5705-G | 4 |
| | F100 — (Regular cab) 2/W/D—5350,5450,5500 G.V.W. | 5 | | 1650 | G | D3TZ 5560-B | D7TZ 5705-B | 4 |
| | | 5 | | 1650 | G | D3TZ 5560-B | See next line | |
| | | 1 | | 410 | P | D3TZ 5588-B | D3TZ 5705-G | 4 |
| | F100 — 4/W/D—5200,5250,5700 G.V.W. | 4 | | 1475 | G | D3TZ 5560-E | D3TZ 5705-D | 4 |
| | | 6 | | 1875 | G | D3TZ 5560-F | D3TZ 5705-D | 4 |
| 73/ | F100— (Super Cab)—2/W/D—5200 G.V.W. | 4 | | 1475 | G | D3TZ 5560-A | D7TZ 5705-B | 4 |
| | | 4 | | 1475 | G | D3TZ 5560-A | See next line | |
| | | 1 | | 410 | P | D3TZ 5588-B | D3TZ 5705-G | 4 |
| | 5500,5700,G.V.W. | 5 | | 1675 | G | D3TZ 5560-B | D7TZ 5705-B | 4 |
| | | 5 | | 1675 | G | D3TZ 5560-B | See next line | |
| | | 1 | | 410 | P | D3TZ 5588-B | D3TZ 5705-G | 4 |
| 78/ | F100 — 2/W/D — 117" W/B — 4900 G.V.W. | 4 | | 1475 | G | D3TZ 5560-A | D7TZ 5705-B | 4 |
| | | 1 | | 400 | P | D3TZ 5588-B | D3TZ 5705-G | 4 |
| | | 5 | | 1675 | G | D3TZ 5560-B | D7TZ 5705-B | 4 |
| | | 1 | | 400 | P | D3TZ 5588-B | D3TZ 5705-G | 4 |
| | 5400 G.V.W. | 5 | | 1675 | G | D3TZ 5560-B | D7TZ 5705-B | 4 |
| | | 1 | | 400 | P | D3TZ 5588-B | D3TZ 5705-G | 4 |
| 78/ | F100 — 2/W/D — 133" W/B — 4800 G.V.W. | 4 | | 1275 | G | D3TZ 5560-H | D7TZ 5705-B | 4 |
| | 4800 G.V.W. | 4 | | 1475 | G | D3TZ 5560-A | D3TZ 5705-B | 4 |
| | | 1 | | 400 | P | D3TZ 5588-B | D3TZ 5705-G | 4 |
| | | 5 | | 1675 | G | D3TZ 5560-B | D7TZ 5705-B | 4 |
| | | 1 | | 400 | P | D3TZ 5588-B | D3TZ 5705-G | 4 |
| | 5200 G.V.W. | 4 | | 1475 | G | D3TZ 5560-A | D7TZ 5705-B | 4 |
| | | 1 | | 400 | P | D3TZ 5588-B | D3TZ 5705-G | 4 |
| | | 5 | | 1675 | G | D3TZ 5560-B | D7TZ 5705-B | 4 |
| | | 1 | | 400 | P | D3TZ 5588-B | D3TZ 5705-G | 4 |
| | 5600 G.V.W. | 5 | | 1975 | G | D3TZ 5560-B | D7TZ 5705-B | 4 |
| | | 1 | | 400 | P | D3TZ 5588-B | D3TZ 5705-G | 4 |
| 78/ | F100 — 2/W/D — 138" W/B — 5200 G.V.W. | 4 | | 1475 | G | D3TZ 5560-A | D7TZ 5705-B | 4 |
| | | 1 | | 400 | P | D3TZ 5588-B | D3TZ 5705-G | 4 |
| | | 5 | | 1675 | G | D3TZ 5560-B | D7TZ 5705-B | 4 |
| | | 1 | | 400 | P | D3TZ 5588-B | D3TZ 5705-G | 4 |
| 78/ | F100 — 2/W/D — 155" W/B — 5800 G.V.W. | 5 | | 1675 | G | D3TZ 5560-B | D7TZ 5705-B | 4 |
| | | 1 | | 400 | P | D3TZ 5588-B | D3TZ 5705-G | 4 |
| 75/77 | F150 — 2/W/D | 5 | | 1875 | G | D5TZ 5560-A | D7TZ 5705-B | 4 |
| | | 1 | | 410 | P | D3TZ 5588-B | D3TZ 5705-G | 4 |

1973/79
TRUCK SERIES 100/500

| YEAR | MODEL | SPRING | | | | U-BOLT | | |
|----------|---|--------------|----------------------------------|---------------------|---|----------------------------|----------------------------|--------|
| | | L V S. | IDENTIFICATION NOTE 1 | Average Capacity | PART NUMBER MAIN (5560) AUX. (5588) | PART NUMBER | Q T Y. | |
| 5560 | SPRING ASSY. (REAR) — Cont'd | | | | | | | |
| NOTE 1 - | Where two different springs have the same number of leaves, check the stamped number or dimensions to pick the correct service number | | | | | | | |
| | ▲ P-average capacity at pad, G-average capacity at ground. Refer to beginning of group 5560 for explanation of ratings. | | | | | | | |
| NOTE 2 - | Use D4TZ 5705-A with 460 engine exc. 3.54, 3.73 rear axle ratio; -Use D0TZ 5705-A with 460 engine and 3.54, 3.73 rear axle ratio. | | | | | | | |
| NOTE 3 - | Use D3TZ 5705-A with 460 engine exc. 3.54, 3.73 rear axle ratio; -Use D3TZ 5705-G with 460 engine and 3.54, 3.73 rear axle ratio. | | | | | | | |
| NOTE 4 - | Use D0TZ 5705-A all exc. 460 eng. | | | | | | | |
| NOTE 5 - | Use D3TZ 5705-G all exc. 460 eng. | | | | | | | |
| 78/ | F150 -- 2/W/D -- 133" W/B -- 6050, 6150 G.V.W. | 5 1 | | 1875 400 | G P | D5TZ 5560-A D3TZ 5588-B | D7TZ 5705-B D3TZ 5705-G | 4 4 |
| 78/ | F150 -- 2/W/D -- 138" W/B -- 6050, 6200 G.V.W | 5 1 | | 1875 400 | G P | D5TZ 5560-A D3TZ 5588-B | D7TZ 5705-B D3TZ 5705-G | 4 4 |
| 78/ | F150 -- 2/W/D -- 155" W/B -- 6200, 6400 G.V.W. | 5 1 | | 1875 400 | G P | D5TZ 5560-A D3TZ 5588-B | D7TZ 5705-B D3TZ 5705-G | 4 4 |
| 75/ | F150 -- 4/W/D | 5 | | 1875 | G | D3TZ 5560-J | D3TZ 5705-D | 4 |
| 73/77 | F250 (Regular Cab) -- 2/W/D | 5 | 6200 G.V.W. | 2000 | G | D3TZ 5560-J | Note 2,4 | 4 |
| | | 5 | | 2250 | G | D3TZ 5560-C | Note 2,4 | 4 |
| | | 5 | | 2740 | G | D3TZ 5560-D | Note 2,4 | 4 |
| | | 1 | | 475 | P | D3TZ 5588-A | Note 2,4 | 4 |
| | -6900 G.V.W. w/o aux. spring | 5 | | 2225 | G | D3TZ 5560-C | Note 3,5 | 4 |
| | | 5 | | 2740 | G | D3TZ 5560-D | Note 3,5 | 4 |
| | w/aux. spring | 5 | | 2225 | G | D3TZ 5560-C | See next line | |
| | | 5 | | 2740 | G | D3TZ 5560-D | Note 3 | |
| | | 1 | | 475 | P | D3TZ 5588-A | Note 3,5 | 4 |
| | -7500, 8100 G.V.W. w/o aux. spring | 5 | | 2740 | G | D3TZ 5560-D | Note 3,5 | 4 |
| | w/aux. spring | 5 | | 2740 | G | D3TZ 5560-D | See next line | |
| | | 1 | | 475 | P | D3TZ 5588-A | Note 3,5 | 4 |
| 73/77 | F250 (Crew Cab) -- 2/W/D | 6 | 6200 G.V.W. | 1975 | G | C7TZ 5560-F | D3TZ 5705-H | 4 |
| | | 6 | -6200,6900 G.V.W. | 2225 | G | D3TZ 5560-L | See next line | |
| | | 1 | | 550 | | C9TZ 5588-A | D3TZ 5705-H | 4 |
| | | 9 | -6900,7500 G.V.W. | 2700 | G | C7TZ 5560-G | See next line | |
| | | 1 | | 550 | | C9TZ 5588-A | D3TZ 5705-H | 4 |
| | F250-- (Super Cab)-2/W/D | 5 | 6350,6600 G.V.W. w/o aux. spring | 2000 | G | D3TZ 5560-J | Note 2,4 | 4 |
| | | 5 | 6900 G.V.W. w/aux. spring | 2305 | G | D3TZ 5560-C | See next line | |
| | | 1 | | 700 | P | D3TZ 5588-A | Note 3,5 | 4 |
| | 7500,7800,8100 G.V.W. w/aux. spring | 5 | | 2740 | G | D3TZ 5560-D | See next line | |
| | | 1 | | 700 | P | D3TZ 5588-A | Note 3,5 | 4 |
| 73/77 | F250 -- 4/W/D | 6 | "Before Ser. Y20,001" | | | | | |
| | | 6 | w/o aux. spring | 1975 | G | C7TZ 5560-F | D3TZ 5705-E | 4 |
| | | 9 | | 2700 | G | C7TZ 5560-G | D3TZ 5705-F | 4 |
| | | 6 | w/aux. spring | 1975 | G | C7TZ 5560-F | See next line | |
| | | 1 | | 550 | P | C9TZ 5588-A | D3TZ 5705-F | 4 |
| | | 9 | | 2700 | G | C7TZ 5560-G | See next line | |
| | | 1 | | 550 | P | C9TZ 5588-A | D3TZ 5705-F | 4 |

**1973/79
TRUCK SERIES 100/500**

| YEAR | MODEL | SPRING | | | | U-BOLT | | Q T Y. |
|----------|---|--------------|--------------------------|--------------------------|---|-------------|-------------|--------------|
| | | L V S. | IDENTIFICATION NOTE 1 | Average Capacity ▲ | PART NUMBER MAIN (5560) AUX. (5588) | PART NUMBER | | |
| 5560 | SPRING ASSY. (REAR) — Cont'd | | | | | | | |
| NOTE 1 - | Where two different springs have the same number of leaves, check the stamped number or dimensions to pick the correct service number | | | | | | | |
| | ▲ P-average capacity at pad, G-average capacity at ground. Refer to beginning of group 5560 for explanation of ratings. | | | | | | | |
| NOTE 2 - | Use D4TZ 5705-A with 460 engine exc. 3.54, 3.73 rear axle ratio; | | | | | | | |
| NOTE 4 - | Use D0TZ 5705-A all exc. 460 eng. | | | | | | | |
| 78/ | F250 (exc. crew cab) --- 2/W/D --- 133" W/B | 5 | | 2000 | G | D3TZ 5560-J | D7TZ 5705-B | 4 |
| | 6200 G.V.W. | 5 | | 2250 | G | D3TZ 5560-C | NOTE 2,4 | 4 |
| | | 1 | | 710 | P | D7TZ 5588-A | D3TZ 5705-G | 4 |
| | | 5 | | 2740 | G | D3TZ 5560-D | D7TZ 5705-B | 4 |
| | | 1 | | 710 | P | D7TZ 5588-A | D3TZ 5705-G | 4 |
| | 6800 G.V.W. | 5 | | 2250 | G | D3TZ 5560-C | D7TZ 5705-B | 4 |
| | | 1 | | 710 | P | D7TZ 5588-A | D3TZ 5705-G | 4 |
| | | 5 | | 2740 | G | D3TZ 5560-D | D7TZ 5705-B | 4 |
| | | 1 | | 710 | P | D7TZ 5588-A | D3TZ 5705-G | 4 |
| | 7700, 7900 G.V.W. | 5 | | 2740 | G | D3TZ 5560-D | D7TZ 5705-B | 4 |
| | | 1 | | 710 | P | D7TZ 5588-A | D3TZ 5705-G | 4 |
| 78/ | F250 (exc. crew cab) -- 2/W/D -- 138" W/B | 5 | | 2000 | G | D3TZ 5560-J | NOTE 2,4 | 4 |
| | 6300 G.V.W. | 5 | | 2250 | G | D3TZ 5560-C | D7TZ 5705-B | 4 |
| | | 1 | | 710 | P | D7TZ 5588-A | D3TZ 5705-G | 4 |
| | | 5 | | 2740 | G | D3TZ 5560-D | D7TZ 5705-B | 4 |
| | | 1 | | 710 | P | D7TZ 5588-A | D3TZ 5705-G | 4 |
| | 6800 G.V.W. | 5 | | 2250 | G | D3TZ 5560-C | D7TZ 5705-B | 4 |
| | | 1 | | 710 | P | D7TZ 5588-A | D3TZ 5705-G | 4 |
| | | 5 | | 2740 | G | D3TZ 5560-D | D7TZ 5705-B | 4 |
| | | 1 | | 710 | P | D7TZ 5588-A | D3TZ 5705-G | 4 |
| | 7600,7800 G.V.W. | 5 | | 2740 | G | D3TZ 5560-D | D7TZ 5705-B | 4 |
| | | 1 | | 710 | P | D7TZ 5588-A | D3TZ 5705-G | 4 |
| 78/ | F250 (exc. crew cab) -- 2/W/D -- 155" W/B | 5 | | 2000 | G | D3TZ 5560-J | NOTE 2,4 | 4 |
| | 6550 G.V.W. | 5 | | 2250 | G | D3TZ 5560-C | D7TZ 5705-B | 4 |
| | | 1 | | 710 | P | D7TZ 5588-A | D3TZ 5705-G | 4 |
| | | 5 | | 2740 | G | D3TZ 5560-D | D7TZ 5705-B | 4 |
| | | 1 | | 710 | P | D7TZ 5588-A | D3TZ 5705-G | 4 |
| | 7050 G.V.W. | 5 | | 2250 | G | D3TZ 5560-C | D7TZ 5705-B | 4 |
| | | 1 | | 710 | P | D7TZ 5588-A | D3TZ 5705-G | 4 |
| | | 5 | | 2740 | G | D3TZ 5560-D | D7TZ 5705-B | 4 |
| | | 1 | | 710 | P | D7TZ 5588-A | D3TZ 5705-G | 4 |
| | 7500, 8100 G.V.W. | 5 | | 2740 | G | D3TZ 5560-D | D7TZ 5705-B | 4 |
| | | 1 | | 710 | P | D7TZ 5588-A | D3TZ 5705-G | 4 |
| 78/ | F250 (exc. crew cab) -- 4/W/D -- 133" W/B | 5 | | 2000 | G | D3TZ 5560-J | NOTE 2,4 | 4 |
| | 6700 G.V.W. | 1 | | 710 | P | D7TZ 5588-A | NOTE 2,4 | 4 |
| | | 5 | | 2250 | G | D3TZ 5560-C | D3TZ 5705-H | 4 |
| | | 1 | | 710 | P | D7TZ 5588-A | D7TZ 5705-C | 4 |
| | 7300 G.V.W. | 5 | | 2250 | G | D3TZ 5560-C | D3TZ 5705-H | 4 |
| | | 1 | | 710 | P | D7TZ 5588-A | D7TZ 5705-C | 4 |
| | | 5 | | 2740 | G | D3TZ 5560-D | D3TZ 5705-H | 4 |
| | | 1 | | 710 | P | D7TZ 5588-A | D7TZ 5705-C | 4 |
| | 8100, 8400 G.V.W. | 5 | | 2740 | G | D3TZ 5560-D | D3TZ 5705-H | 4 |
| | | 1 | | 710 | P | D7TZ 5588-A | D7TZ 5705-C | 4 |

1973/79 TRUCK SERIES 100/500

| YEAR | MODEL | SPRING | | | | U-BOLT | | Q T Y. |
|----------|---|--------------|--------------------------|--------------------------|---|-------------|---------------|--------------|
| | | L V S. | IDENTIFICATION NOTE 1 | Average Capacity ▲ | PART NUMBER MAIN (5560) AUX. (5588) | PART NUMBER | | |
| 5560 | SPRING ASSY. (REAR) — Cont'd | | | | | | | |
| NOTE 1 - | Where two different springs have the same number of leaves, check the stamped number or dimensions to pick the correct service number | | | | | | | |
| | ▲ P-average capacity at pad, G-average capacity at ground. Refer to beginning of group 5560 for explanation of ratings. | | | | | | | |
| NOTE 2 - | Use D4TZ 5705-A with 460 engine exc. 3.54, 3.73 rear axle ratio; | | | | | | | |
| NOTE 4 - | Use DOTZ 5705-A all exc. 460 eng. | | | | | | | |
| 78/ | F250 (exc. crew cab) -- 4/W/D -- 155" W/B | 5 | | 2000 | G | D3TZ 5560-J | NOTE 2,4 | 4 |
| | 7100 G.V.W. | 1 | | 710 | P | D7TZ 5588-A | NOTE 2,4 | 4 |
| | | 5 | | 2250 | G | D3TZ 5560-C | D3TZ 5705-H | 4 |
| | | 1 | | 710 | P | D7TZ 5588-A | D7TZ 5705-C | 4 |
| | | 5 | | 2740 | G | D3TZ 5560-D | D3TZ 5705-H | 4 |
| | | 1 | | 710 | P | D7TZ 5588-A | D7TZ 5705-C | 4 |
| | 7600 G.V.W. | 5 | | 2250 | G | D3TZ 5560-A | D3TZ 5705-H | 4 |
| | | 1 | | 710 | P | D7TZ 5588-A | D7TZ 5705-C | 4 |
| | | 5 | | 2740 | G | D3TZ 5560-D | D3TZ 5705-H | 4 |
| | | 1 | | 710 | P | D7TZ 5588-A | D7TZ 5705-C | 4 |
| | 8500 G.V.W. | 5 | | 2740 | G | D3TZ 5560-D | D3TZ 5705-H | 4 |
| | | 1 | | 710 | P | D7TZ 5588-A | D7TZ 5705-C | 4 |
| 78/ | F250 (crew cab) -- 2/W/D | 6 | | 2025 | G | C7TZ 5560-F | D3TZ 5705-H | 4 |
| | | 6 | | 2225 | G | D3TZ 5560-L | See next line | |
| | | 1 | | 550 | P | C9TZ 5588-A | D3TZ 5705-H | 4 |
| | | 9 | | 2850 | G | C7TZ 5560-G | See next line | |
| | | 1 | | 550 | P | C9TZ 5588-A | D3TZ 5705-H | 4 |
| 77/ | F250 -- 4/W/D 6700 G.V.W. -- "From Ser. Y20,001" | 5 | | 2000 | G | D3TZ 5560-J | D3TZ 5705-D | 4 |
| | 7200 G.V.W. | 5 | | 2250 | G | D3TZ 5560-C | NOTE 2,4 | 4 |
| | | 1 | | 710 | P | D7TZ 5588-A | D7TZ 5705-C | 4 |
| | 8100/8400 G.V.W. | 5 | | 2740 | G | D3TZ 5560-D | D3TZ 5705-H | 4 |
| | | 1 | | 710 | P | D7TZ 5588-A | D7TZ 5705-C | 4 |
| 73/77 | F350 (Regular Cab and Crew Cab) -- single rear wheels | 6 | | 2025 | G | C7TZ 5560-F | D3TZ 5705-A | 4 |
| | | 1 | | 550 | P | C9TZ 5588-A | D3TZ 5705-B | 4 |
| | | 6 | | 2025 | G | C7TZ 5560-F | D3TZ 5705-A | 4 |
| | | 4 | | 900 | P | C7TZ 5588-B | D3TZ 5705-B | 4 |
| | | 9 | | 2725 | G | C7TZ 5560-G | D3TZ 5705-A | 4 |
| | | 1 | | 550 | P | C9TZ 5588-A | D3TZ 5705-B | 4 |
| | | 9 | | 2725 | G | C7TZ 5560-G | D3TZ 5705-A | 4 |
| | | 1 | | 550 | P | C9TZ 5588-A | D3TZ 5705-B | 4 |
| | | 9 | | 2725 | G | C7TZ 5560-G | D3TZ 5705-A | 4 |
| | | 4 | | 900 | P | C7TZ 5588-B | D3TZ 5705-C | 4 |
| | | 10 | | 3525 | G | C6TZ 5560-F | D3TZ 5705-B | 4 |
| | | 1 | | 550 | P | C9TZ 5588-A | D3TZ 5705-C | 4 |
| | | 10 | | 3525 | G | C6TZ 5560-F | D3TZ 5705-B | 4 |
| | | 4 | | 900 | P | C7TZ 5588-B | D3TZ 5705-C | 4 |
| 73/77 | F350 (Super Camper Special) -- single rear wheels | | | | | | | |
| | -8350 G.V.W. | 9 | | 2725 | G | C7TZ 5560-G | D3TZ 5705-A | 4 |
| | -9000 G.V.W. | 8 | | 2550 | G | D4TZ 5560-A | D3TZ 5705-A | 4 |
| | -9500 G.V.W. | 8 | | 3155 | G | D3TZ 5560-G | D3TZ 5705-A | 4 |
| | -10000 G.V.W. w/aux. spring | 8 | | 2550 | G | D4TZ 5560-A | See next line | |
| | | 1 | | 550 | P | C9TZ 5588-A | D3TZ 5705-B | 4 |
| | F350 (Super Cab) -- 9300 G.V.W. | 5 | | 2900 | G | D4TZ 5560-B | D3TZ 5705-A | 4 |

1973/79
TRUCK SERIES 100/500

| YEAR | MODEL | SPRING | | | | U-BOLT | |
|-------|--|--------------|--------------------------|---------------------|---|---------------|--------------|
| | | L V S. | IDENTIFICATION NOTE 1 | Average Capacity | PART NUMBER MAIN (5560) AUX. (5588) | PART NUMBER | Q T Y. |
| 5560 | SPRING ASSY. (REAR) — Cont'd | | | | | | |
| | NOTE 1 — Where two different springs have the same number of leaves, check the stamped number or dimensions to pick the correct service number | | | | | | |
| | ▲ P—average capacity at pad, G—average capacity at ground. Refer to beginning of group 5560 for explanation of ratings. | | | | | | |
| 73/77 | F350 (Regular Cab and Crew Cab) — dual rear wheels— 8300 G.V.W w/o aux. spring | 9 | | 2850 G | C7TZ 5560-G | D3TZ 5705-A | 4 |
| | | 10 | | 3625 G | C6TZ 5560-F | D3TZ 5705-B | 4 |
| | -8300 G.V.W. w/aux. spring | 9 | | 2850 G | C7TZ 5560-G | See next line | |
| | | 1 | | 550 P | C9TZ 5588-A | D3TZ 5705-B | 4 |
| | | 9 | | 2850 G | C7TZ 5560-G | See next line | |
| | | 4 | | 900 P | C7TZ 5588-B | D3TZ 5705-C | 4 |
| | | 10 | | 3625 G | C6TZ 5560-F | See next line | |
| | | 1 | | 550 P | C9TZ 5588-A | D3TZ 5705-C | 4 |
| | | 10 | | 3625 G | C6TZ 5560-F | See next line | |
| | | 4 | | 900 P | C7TZ 5588-B | D3TZ 5705-C | 4 |
| | -9000 G.V.W. w/o aux. spring | 10 | | 3625 G | C6TZ 5560-F | D3TZ 5705-B | 4 |
| | w/aux. spring | 10 | | 3625 G | C6TZ 5560-F | See next line | |
| | | 1 | | 550 P | C9TZ 5588-A | D3TZ 5705-C | 4 |
| | | 10 | | 3625 G | C6TZ 5560-F | See next line | |
| | | 4 | | 900 P | C7TZ 5588-B | D3TZ 5705-C | 4 |
| | -10000 G.V.W. w/aux. spring | 10 | | 3625 G | C6TZ 5560-F | See next line | |
| | | 4 | | 900 P | C7TZ 5588-B | D3TZ 5705-C | 4 |
| 78/ | F350 (exc. crew cab)-2/W/D -- 136" W/B -- 6600 G.V.W. | 6 | | 2025 G | C7TZ 5560-F | D3TZ 5705-A | 4 |
| | | 1 | | 550 P | C9TZ 5588-A | D3TZ 5705-B | 4 |
| | | 9 | | 2725 G | C7TZ 5560-G | D3TZ 5705-A | 4 |
| | | 1 | | 550 P | C9TZ 5588-A | D3TZ 5705-B | 4 |
| | | 10 | | 3555 G | C6TZ 5560-F | D3TZ 5705-B | 4 |
| | | 1 | | 550 P | C9TZ 5588-A | D3TZ 5705-C | 4 |
| | 8000 G.V.W. | 9 | | 2725 G | C7TZ 5560-G | D3TZ 5705-A | 4 |
| | | 1 | | 550 P | C9TZ 5588-A | D3TZ 5705-B | 4 |
| | | 10 | | 3555 G | C6TZ 5560-F | D3TZ 5705-B | 4 |
| | | 1 | | 550 P | C9TZ 5588-A | D3TZ 5705-C | 4 |
| | 8300 G.V.W. | 9 | | 2725 G | C7TZ 5560-G | D3TZ 5705-A | 4 |
| | | 1 | | 550 P | C9TZ 5588-A | D3TZ 5705-B | 4 |
| | 8600/9500 G.V.W. | 10 | | 3625 G | C6TZ 5560-F | D3TZ 5705-B | 4 |
| | | 1 | | 550 P | C9TZ 5588-A | D3TZ 5705-C | 4 |
| | 10,000 G.V.W. | 10 | | 3625 G | C6TZ 5560-F | D3TZ 5705-B | 4 |
| | | 1 | | 900 P | C7TZ 5588-B | D3TZ 5705-C | 4 |
| 78/ | F350 (exc. crew cab)-2/W/D -- 140" W/B -- 8300 G.V.W. | 9 | | 2725 G | C7TZ 5560-G | D3TZ 5705-A | 4 |
| | | 1 | | 550 P | C9TZ 5588-A | D3TZ 5705-B | 4 |
| | | 10 | | 3555 G | C6TZ 5560-F | D3TZ 5705-B | 4 |
| | | 8 | | 3480 G | D4TZ 5560-A | D3TZ 5705-A | 4 |
| | | 1 | | 550 P | C9TZ 5588-A | D3TZ 5705-B | 4 |
| | 8900, 9900 G.V.W. | 8 | | 3480 G | D4TZ 5560-A | D3TZ 5705-A | 4 |
| | | 4 | | 900 P | C7TZ 5588-B | D3TZ 5705-C | 4 |
| 78/ | F350 (exc. crew cab)-2/W/D -- 155" W/B -- 9200 G.V.W. | 5 | | 3175 G | D4TZ 5560-B | D3TZ 5705-A | 4 |
| | | 1 | | 710 P | D7TZ 5588-A | D7TZ 5705-C | 4 |

1973/79
TRUCK SERIES 100/500

| YEAR | MODEL | SPRING | | | | U-BOLT | | | |
|------|--|------------------|--------------------------|---------------------|---|-------------|--------------|-------------|-------------|
| | | L V S. | IDENTIFICATION NOTE 1 | Average Capacity | PART NUMBER MAIN (5560) AUX. (5588) | PART NUMBER | Q T Y. | | |
| 5560 | SPRING ASSY. (REAR) — Cont'd | | | | | | | | |
| | NOTE 1 — Where two different springs have the same number of leaves, check the stamped number or dimensions to pick the correct service number | | | | | | | | |
| | ▲ P—average capacity at pad, G—average capacity at ground. Refer to beginning of group 5560 for explanation of ratings. | | | | | | | | |
| 78/ | F350 (exc. crew cab)—2/W/D -- 160" W/B -- 6750 G.V.W. | 6 | | 2025 | G | C7TZ 5560-F | D3TZ 5705-A | 4 | |
| | | 1 | | 550 | P | C9TZ 5588-A | D3TZ 5705-B | 4 | |
| | | 9 | | 2725 | G | C7TZ 5560-G | D3TZ 5705-A | 4 | |
| | | 1 | | 550 | P | C9TZ 5588-A | D3TZ 5705-B | 4 | |
| | | 10 | | 3555 | G | C6TZ 5560-F | D3TZ 5705-B | 4 | |
| | | 1 | | 550 | P | C9TZ 5588-A | D3TZ 5705-C | 4 | |
| | | 8200 G.V.W. | 9 | | 2725 | G | C7TZ 5560-G | D3TZ 5705-A | 4 |
| | | | 1 | | 550 | P | C9TZ 5588-A | D3TZ 5705-B | 4 |
| | | 8900/9500 G.V.W. | 10 | | 3555 | G | C6TZ 5560-F | D3TZ 5705-B | 4 |
| | | | 1 | | 550 | P | C9TZ 5588-A | D3TZ 5705-C | 4 |
| | | 8500 G.V.W. | 9 | | 2450 | P | C7TZ 5560-G | D3TZ 5705-A | 4 |
| | | | 1 | | 550 | P | C9TZ 5588-A | D3TZ 5705-B | 4 |
| | | 8900/10,000 | 10 | | 3225 | P | C6TZ 5560-F | D3TZ 5705-B | 4 |
| | | | 4 | | 900 | P | C7TZ 5588-B | D3TZ 5705-C | 4 |
| | | 79 | F350 -- 4/W/D | 5 | | 2740 | | D3TZ 5560-D | D3TZ 5705-H |
| 1 | | | | 710 | | D7TZ 5588-A | D7TZ 5705-C | 4 | |
| | | | | | | | | | |
| 78/ | F350 (Crew Cab)—2/W/D | 6750 G.V.W. | 6 | | 2025 | G | C7TZ 5560-F | D3TZ 5705-A | 4 |
| | | | 1 | | 550 | P | C9TZ 5588-A | D3TZ 5705-B | 4 |
| | | | 6 | | 2025 | G | C7TZ 5560-F | D3TZ 5705-A | 4 |
| | | | 4 | | 900 | P | C7TZ 5588-B | D3TZ 5705-B | 4 |
| | | 8200 G.V.W. | 9 | | 2725 | G | C7TZ 5560-G | D3TZ 5705-A | 4 |
| | | | 1 | | 550 | P | C9TZ 5588-A | D3TZ 5705-B | 4 |
| | | | 9 | | 2725 | G | C7TZ 5560-G | D3TZ 5705-A | 4 |
| | | | 1 | | 550 | P | C9TZ 5588-A | D3TZ 5705-B | 4 |
| | | | 9 | | 2725 | G | C7TZ 5560-G | D3TZ 5705-A | 4 |
| | | | 4 | | 900 | P | C7TZ 5588-B | D3TZ 5705-C | 4 |
| | | 9500/1000 G.V.W. | 10 | | 3525 | G | C6TZ 5560-F | D3TZ 5705-B | 4 |
| | | | 1 | | 550 | P | C9TZ 5588-A | D3TZ 5705-C | 4 |
| | | | 10 | | 3525 | G | C6TZ 5560-F | D3TZ 5705-B | 4 |
| | | | 4 | | 900 | P | C7TZ 5588-B | D3TZ 5705-C | 4 |

1973/79
TRUCK SERIES 100/500

| YEAR | MODEL | SPRING | | | | U-BOLT | |
|----------|---|--------------|--------------------------|---------------------|---|--------------|------------------|
| | | L V S. | IDENTIFICATION NOTE 1 | Average Capacity | PART NUMBER MAIN (5560) AUX. (5588) | PART NUMBER | Q T Y. |
| 5560 | SPRING ASSY. (REAR) — Cont'd | | | | | | |
| NOTE 1 — | Where two different springs have the same number of leaves, check the stamped number or dimensions to pick the correct service number | | | | | | |
| | ▲ P—average capacity at pad, G—average capacity at ground. Refer to beginning of group 5560 for explanation of ratings. | | | | | | |
| | △—"Before Ser. W40,001" ◆—"From Ser. W40,001" | | | | | | |
| 73/77 | F500 -- 13M Rockwell axle w/o aux. spring -w/o shocks | 12 | | 4500 | P | C2TZ 5560-E | B3Q 5705-A 4 |
| | -w/shocks | | | | | | △ B3Q 5705-A 2 |
| | -w/shocks | | | | | | ◆ D5TZ 5705-A 2 |
| | -w/shocks | | | | | | C6TZ 5705-E 2 |
| | w/aux. spring | 12 | | 4500 | P | C2TZ 5560-E | See next line |
| | -w/shocks | 1 | | 2250 | P | D1TZ 5588-A | △ C1TT 5705-AK 4 |
| | -w/o shocks | | | | | | ◆ D5TZ 5705-A 4 |
| | -w/shocks | | | | | | △ C1TT 5705-AK 2 |
| | -w/shocks | | | | | | ◆ D5TZ 5705-A 2 |
| | -w/shocks | | | | | | △ B3Q 5705-B 2 |
| | -w/shocks | | | | | | ◆ D5TZ 5705-C 2 |
| | F500 -- 15 M Eaton axle w/o aux. spring -w/o shocks | 12 | | 6760 | P | C2TZ 5560-A | C8TZ 5705-D 4 |
| | -w/shocks | | | | | | C8TZ 5705-D 2 |
| | -w/shocks | | | | | | B3Q 5705-A 2 |
| | w/aux. spring | 12 | | 6760 | P | C2TZ 5560-A | See next line |
| | -w/o shocks | 1 | | 2250 | P | D1TZ 5588-A | △ C6TZ 5705-E 4 |
| | -w/shocks | | | | | | ◆ D5TZ 5705-A 4 |
| | -w/shocks | | | | | | △ C6TZ 5705-E 2 |
| | -w/shocks | | | | | | ◆ D5TZ 5705-A 2 |
| | -w/shocks | | | | | | △ C1TT 5705-AK 2 |
| | -w/shocks | | | | | | ◆ D5TZ 5705-C 2 |
| | F500 -- 15M Rockwell axle w/o aux. spring -w/o shocks | 12 | | 6760 | P | C2TZ 5560-A | B3Q 5705-A 4 |
| | -w/shocks | | | | | | B3Q 5705-A 2 |
| | -w/shocks | | | | | | △ C6TZ 5705-E 2 |
| | -w/shocks | | | | | | ◆ D5TZ 5705-A 2 |
| | w/aux. spring | 12 | | 6760 | P | C2TZ 5560-A | See next line |
| | -w/o shocks | 1 | | 2250 | P | D1TZ 5588-A | △ C1TT 5705-AK 4 |
| | -w/shocks | | | | | | ◆ D5TZ 5705-A 4 |
| | -w/shocks | | | | | | △ C1TT 5705-AK 2 |
| | -w/shocks | | | | | | ◆ D5TZ 5705-A 2 |
| | -w/shocks | | | | | | △ B3Q 5705-B 2 |
| | -w/shocks | | | | | | ◆ D5TZ 5705-C 2 |
| 73/76 | M450/500 | 8 | | 4000 | G | B4J 5560-A | D3HZ 5705-A 4 |
| | | 10 | | 5200 | G | B4T 5560-C | C6TZ 5705-G 4 |
| 73/76 | P350 -- 5.2M axle | 10 | | 2240 | G | C1TT 5560-AJ | C6TZ 5705-G 4 |
| | single rear wheels | 10 | | 2700 | G | C1TT 5560-AH | C6TZ 5705-G 4 |
| | | 12 | | 3050 | G | B7J 5560-A | C6TZ 5705-G 4 |
| | dual rear wheels | 10 | | 2815 | G | C1TT 5560-AH | C6TZ 5705-G 4 |
| | | 12 | | 3190 | G | B7J 5560-A | C6TZ 5705-G 4 |
| | P350 -- 7.4M axle | 10 | | 2240 | G | C1TT 5560-AJ | D3TZ 5705-K 4 |
| | single rear wheels | 10 | | 2700 | G | C1TT 5560-AH | D3TZ 5705-K 4 |
| | | 12 | | 3050 | G | B7J 5560-A | D3TZ 5705-K 4 |
| | dual rear wheels | 10 | | 2815 | G | C1TT 5560-AH | D3TZ 5705-K 4 |
| | | 12 | | 3190 | G | B7J 5560-A | D3TZ 5705-K 4 |

**1973/79
TRUCK SERIES 100/500**

| YEAR | MODEL | SPRING | | | U-BOLT | |
|------|-------|--------------|--------------------------|---------------------|---|-------------|
| | | L V S. | IDENTIFICATION NOTE 1 | Average Capacity | PART NUMBER MAIN (5560) AUX. (5588) | PART NUMBER |

5560 SPRING ASSY. (REAR) — Cont'd
 NOTE 1 — Where two different springs have the same number of leaves, check the stamped number or dimensions to pick the correct service number
 ▲ P—average capacity at pad, G—average capacity at ground. Refer to beginning of group 5560 for explanation of ratings.

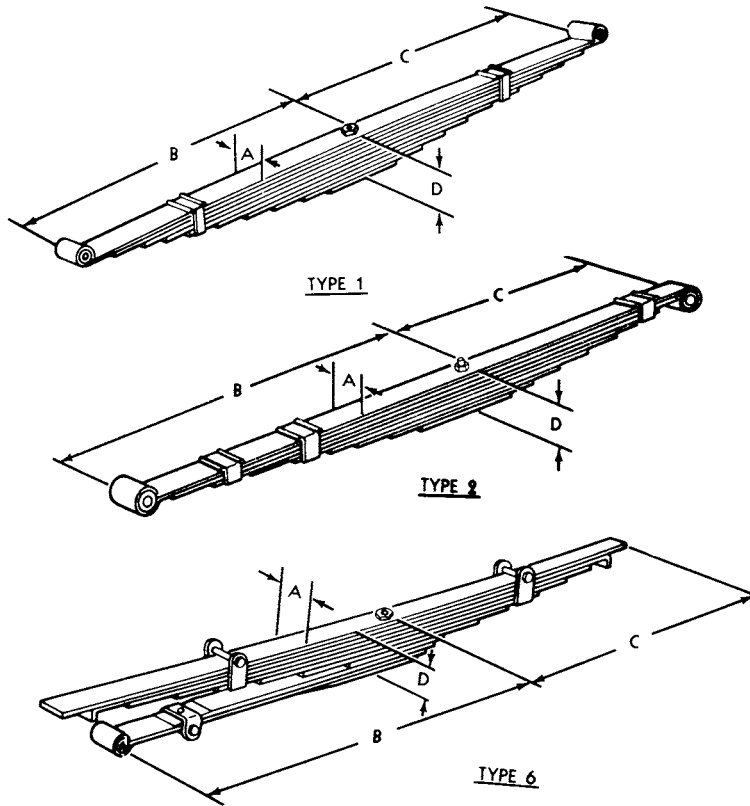
| | | | | | | | | |
|-------|-----------------------------|-----------------|----|--|--------|-------------|---------------|---|
| 73/76 | P400 — — single rear wheels | w/o aux. spring | 10 | | 3575 G | TCAA 5560-B | D3TZ 5705-K | |
| | | w/aux. spring | 10 | | 3575 G | TCAA 5560-B | See next line | |
| | | | 4 | | 600 P | TCAA 5588-A | C7TZ 5705-A | 4 |
| | P400 — — dual rear wheels | w/o aux. spring | 10 | | 3625 G | TCAA 5560-B | D3TZ 5705-K | 4 |
| | | w/aux. spring | 10 | | 3625 G | TCAA 5560-B | See next line | |
| | | | 4 | | 600 P | TCAA 5588-A | C7TZ 5705-A | 4 |
| 73/77 | P500-12000 G.V.W. | w/o aux. spring | 10 | | 5115 G | B4T 5560-C | C6TZ 5705-G | 4 |
| | | w/aux. spring | 10 | | 5115 G | B4T 5560-C | See next line | |
| | P500 — — 15000 G.V.W. | w/aux. spring | 10 | | 1700 P | B4T 5588-A | C3TZ 5705-M | 4 |

| YEAR | MODEL/RESTRICTIONS | PART NUMBER | DESCRIPTION | QTY. |
|------|--------------------|-------------|-------------|------|
|------|--------------------|-------------|-------------|------|

5560 SPRING ASSY. (REAR) — Cont'd

| | | | | |
|-------|----------------------|-------------|--|---|
| 73/ | E100 | 350391-S | (BB-817-A)-bolt (special head)-5/16"-24 x 2" | 2 |
| 73/ | F100/350, P350/400 | 350600-S | (BB-853)-bolt-(tie)-3/8"-24 x 6 3/4" | 2 |
| 73/77 | B500, F500, P500 | | | 2 |
| 73/ | F250 | 376880-S7-8 | (BB-277-B)-bolt (spring to hanger)-5/8"-18 x 3 13/16" | 2 |
| 73/77 | B500,P500,F500 | 33800-S8 | (M063)-nut-3/8"-24 | 2 |
| 73/ | F250 | 376991-S7-8 | (BB-201-F)-bolt (spring to shackle and shackle bracket)-5/8"-11 x 4 3/16" | 4 |
| 73/ | F100-4/W/D | | Bolt (spring to shackle bracket) | 2 |
| 73/ | F100/250 | 379668-S7-8 | (BB-200-C)-bolt (spring to shackle and shackle bracket) | 4 |
| 73/ | F100-4/W/D, F250/350 | 380857-S2 | (BB-201-HA)-bolt (spring assy. to hanger)-hex. head-5/8"-11 x 4 1/2" | 2 |
| 73/ | F100-4/W/D, F250/350 | 380857-S2 | (BB-201-HA)-bolt (spring assy. to rear shackle)-hex. head-5/8"-11 x 4 1/2" | 2 |

1973/79
TRUCK SERIES 100/500



| TYPE | DIMENSIONS (INCHES) | | | | NO. LVS. | LEAF THICKNESS | CAP. | IDENTIFICATION NOTE 1 | PART NUMBER |
|---------|--|--------|----|---------|----------|--|---------------|-----------------------|--------------|
| | A | B | C | D | | | | | |
| 5560 | SPRING ASSY. (REAR) — Cont'd | | | | | | | | |
| Note: | ◆ Capacity at pad | | | | | | | | |
| NOTE 1- | Refer to Rear Spring Cross Reference Chart for stamping or identification numbers to service numbers on page 16 or 17. | | | | | | | | |
| 1 | 2 1/4 | 24 | 28 | 3 5/16 | 10 | (1) 5/16", (5) 9/32", (2) 13/32", (2) 3/8" | 2240 | | C1TT 5560-AJ |
| 1 | 2 1/4 | 24 | 28 | 3 5/16 | 10 | (5) 9/32", (2) 5/16", (3) 13/32" | 2700/ 2815 | | C1TT 5560-AH |
| 1 | 2 1/4 | 24 | 28 | 3 13/16 | 12 | (2) 9/32", (10) 5/16" | 3050/ 3190 | | B7J 5560-A |
| 1 | 2 1/4 | 26 | 26 | 2 1/8 | 6 | (2) 1/4", (3) 9/32", (1) 23/32" | 2025 | | C7TZ 5560-F |
| 1 | 2 1/4 | 26 | 26 | 3 7/32 | 9 | (2) 1/4", (4) 9/32", (3) 13/32" | 2700/ 2850 | | C7TZ 5560-G |
| 1 | 2 1/4 | 26 | 26 | 3 3/4 | 10 | (5) 3/8", (5) 13/32" | 3575/ 3625 | | TCAA 5560-B |
| 1 | 2 1/4 | 26 | 26 | 3 3/4 | 10 | (6) 3/8", (4) 13/32" | 3525/ 3625 | | C6TZ 5560-F |
| 1 | 2 1/4 | 26 | 26 | 3 11/16 | 8 | (6) 5/16", (1) 3/8", (1) 11/16" | 2550 | | D4TZ 5560-A |
| 1 | 2 1/4 | 30 3/4 | 31 | 3 | 8 | (5) 11/32", (2) 5/16", (1) 21/32" | 3155 | | D3TZ 5560-G |

1973/79
TRUCK SERIES 100/500

SIZE CHART

| TYPE | DIMENSIONS (INCHES) | | | | NO. LVS. | LEAF THICKNESS | CAP. | IDENTIFICATION NOTE 1 | PART NUMBER |
|--|---------------------|----------|--------|---------|----------|--------------------------------------|------|-----------------------|---------------|
| | A | B | C | D | | | | | |
| 5560 SPRING ASSY. (REAR) — Cont'd | | | | | | | | | |
| Note: ♦ Capacity at pad | | | | | | | | | |
| NOTE 1— Refer to Rear Spring Cross Reference Chart for stamping or identification numbers to service numbers on page 16 or 17. | | | | | | | | | |
| 1 | 2 1/4 | 26 | 26 | 3 3/4 | 6 | (4) 9/16", (1) 45/64" | 2225 | | D3TZ 5560-L |
| 1 | 2 1/2 | 24 | 31 1/2 | 1 9/16 | 4 | (3) 5/16", (1) 5/8" | 1475 | | D3TZ 5560-A |
| 1 | 2 1/2 | 24 | 31 1/2 | 1 27/32 | 5 | (4) 9/32", (1) 21/32" | 1650 | | D3TZ 5560-B |
| 1 | 2 1/2 | 24 | 31 1/2 | 1 15/16 | 5 | (2) 19/64", (2) 5/16" (1) 5/8" | 1875 | | D5TZ 5560-A |
| 1 | 2 1/2 | 24 | 32 | 1 15/32 | 4 | (3) 9/32", (1) 5/8" | 1225 | | D3TZ 5560-H |
| 1 | 2 1/2 | 26 | 26 | 3 1/4 | 8 | (1) 7/16", (7) 13/32" | 3600 | | B4J 5560-A |
| 1 | 2 1/2 | 26 | 26 | 4 3/16 | 10 | (6) 13/32", (4) 15/32" | 5115 | | B4T 5560-C |
| 1 | 2 1/2 | 24 29/32 | 27 | 1 17/32 | 5 | (1) 21/64", (3) 5/16" (1) 19/64" | 1250 | | D5UZ 5560-H |
| 1 | 2 1/2 | 24 29/32 | 27 | 1 51/64 | 6 | (3) 5/16", (3) 19/64" | 1450 | | D5UZ 5560-J |
| 1 | 2 1/2 | 23 29/32 | 31 | 1 3/4 | 6 | (6)-29/32 | 1685 | | D6UZ 5560-F |
| 1 | 2 1/2 | 23 29/32 | 31 | 1 13/32 | 5 | (4) 23/64, (1) 21/64" | 1250 | | ★ D5UZ 5560-K |
| 1 | 2 1/2 | 23 29/32 | 31 | 1 13/32 | 5 | (3) 11/32, (2) 21/64" | 1450 | | D5UZ 5560-L |
| 1 | 2 1/2 | 24 29/32 | 27 | 1 3/4 | 6 | (6)-29/32 | 1685 | | D6UZ 5560-E |
| 1 | 2 1/2 | 24 29/32 | 27 | 2 7/64 | 7 | (4) 5/16", (3) 19/64" | 1650 | | ★ D5UZ 5560-M |
| 1 | 2 1/2 | 23 29/32 | 31 | 1 15/16 | 6 | (6) 5/16" | 1685 | | ★ D5UZ 5560-N |
| 1 | 2 1/2 | 24 29/32 | 27 | 2 7/64 | 7 | (4) 5/16", 3 19/64" | 1750 | | D5UZ 5560-S |
| 1 | 2 1/2 | 23 29/32 | 31 | 1 13/16 | 5 | (5) 32/64" | 1750 | | D5UZ 5560-T |
| 1 | 3 | 23 13/16 | 31 | 1 19/32 | 5 | | 1250 | | D6UZ 5560-D |
| 1 | 3 | 23 13/16 | 31 | 1 5/8 | 6 | (2)-1/4" (4)-9/32" | 1785 | | D8UZ 5560-H |
| 1 | 3 | 23 13/16 | 31 | 1 3/4 | 6 | (6)-9/32" | 2075 | | D8UZ 5560-C |
| 1 | 3 | 23 13/16 | 31 | 1 23/32 | 6 | (3)-9/32" (3)-1/4" | 1930 | | D8UZ 5560-F |
| 1 | 3 | 23 13/16 | 31 | 1 29/32 | 4 | (4)-7/16" | 2700 | | D8UZ 5560-G |
| 1 | 3 | 23 13/16 | 31 | 1 27/32 | 5 | (1) 5/16", (3) 9/32", (1) 5/8" | 1500 | | D5UZ 5560-A |
| 1 | 3 | 23 13/16 | 31 | 1 31/32 | 4 | (4) 15/32 | 2850 | | D9TZ 5560-C |
| 1 | 3 | 23 13/16 | 31 | 1 15/16 | 5 | (1) 21/64", (3) 5/16", (1) 21/32" | 1825 | | D5UZ 5560-B |
| 1 | 3 | 23 13/16 | 31 | 2 1/32 | 7 | (1)-5/16" (2)-1/4" (4)-9/32" | 2220 | | D8UZ 5560-E |
| 1 | 3 | 23 13/16 | 31 | 2 1/16 | 7 | (2)-5/16" (5)-9/32" | 2365 | | D8UZ 5560-D |
| 1 | 3 | 23 13/16 | 31 | 2 1/16 | 7 | (2)-5/16" (5)-9/32" | 2365 | | D8UZ 5560-B |
| 1 | 3 | 23 13/16 | 31 | 2 3/32 | 8 | (8) 1/4" | 1785 | | D5UZ 5560-U |
| 1 | 3 | 23 13/16 | 31 | 2 3/32 | 8 | | 1785 | | D6UZ 5560-A |
| 1 | 3 | 23 13/16 | 31 | 2 1/8 | 4 | (4) 1/2" | 3300 | | D8UZ 5560-A |
| 1 | 3 | 23 13/16 | 31 | 2 3/16 | 8 | | 2075 | | D6UZ 5560-B |
| 1 | 3 | 23 13/16 | 31 | 2 1/8 | 6 | (3) 5/16" (2) 9/32", (1) 21/32" | 2100 | | D5UZ 5560-C |
| 1 | 3 | 23 13/16 | 31 | 2 21/64 | 6 | (1) 21/64", (4) 5/16" (1) 3/4" | 2450 | | D5UZ 5560-D |
| 1 | 3 | 23 13/16 | 31 | 2 3/16 | 8 | (6) 9/32", (2) 1/4" | 2075 | | ★ D5UZ 5560-V |
| 1 | 3 | 23 13/16 | 31 | 2 1/2 | 9 | (2) 9/32", (7) 1/4" | 2365 | | ★ D5UZ 5560-W |
| 1 | 3 | 23 13/16 | 31 | 2 1/2 | 9 | | 2365 | | D6UZ 5560-C |
| 1 | 3 | 23 13/16 | 31 | 2 23/64 | 6 | (3) 21/64", (2) 5/16", (1) 3/4" | 2900 | | D5UZ 5560-E |

1973/79
TRUCK SERIES 100/500

SIZE CHART

| TYPE | DIMENSIONS (INCHES) | | | | NO. LVS. | LEAF THICKNESS | CAP. | IDENTIFICATION NOTE 1 | PART NUMBER |
|---------|--|----------|---------|---------|-------------|---|-------|--------------------------|--------------|
| | A | B | C | D | | | | | |
| 5560 | SPRING ASSY. (REAR) — Cont'd | | | | | | | | |
| Note: | ♦ Capacity at pad | | | | | | | | |
| NOTE 1- | Refer to Rear Spring Cross Reference Chart for stamping or identification numbers to service numbers on page 16 or 17. | | | | | | | | |
| 1 | 3 | 23 13/16 | 31 | 2 9/32 | 6 | (1) 21/64", (4) 5/16", (1) 45/64" | 2450 | | D5UZ 5560-G |
| 1 | 3 | 23 13/16 | 31 | 2 23/64 | 6 | (3) 21/64", (2) 5/16", (1) 3/4" | 2700 | | D5UZ 5560-R |
| 1 | 3 | 23 13/16 | 31 | 3 1/4 | 10 | (10) 23/64" | 3300 | | D5UZ 5560-F |
| 1 | 3 | 24 | 31 1/2 | 1 13/16 | 5 | (2) 17/64", (2) 9/32", (1) 21/32" | 2225 | | D3TZ 5560-C |
| 1 | 3 | 24 | 31 1/2 | 1 1/2 | 4 | (3) 9/32", (1) 19/32" | 1475 | | D3TZ 5560-E |
| 1 | 3 | 24 | 31 1/2 | 1 3/4 | 5 | (4) 1/4", (1) 5/8" | 1735 | | D3TZ 5560-J |
| 1 | 3 | 24 | 31 1/2 | 1 29/32 | 5 | (4) 5/16", (1) 21/32" | 2740 | | D3TZ 5560-D |
| 1 | 3 | 24 | 31 1/2 | 1 29/32 | 6 | (4) 21/64", (2) 5/16" | 1875 | | D3TZ 5560-F |
| 1 | 3 | 24 | 31 1/2 | 2 1/16 | 5 | (2) 5/16", (2) 11/32", (1) 11/16" | 2900 | | D4TZ 5560-B |
| 2 | 2 1/4 | 24 | 28 | 1 1/4 | 4 | (4) 5/16" | 1140 | | C8TZ 5560-H |
| 2 | 2 1/4 | 24 | 28 | 1 13/32 | 4 | (1) 5/16", (3) 3/8" | 1300 | | C8TZ 5560-F |
| 2 | 2 1/4 | 24 | 28 | 1 25/32 | 5 | (2) 5/16", (1) 9/16", (2) 9/32" | 1315 | | C8UZ 5560-B |
| 2 | 2 1/2 | 24 | 28 | 1 17/32 | 4 | (4) 3/8" | 1600 | | D2UZ 5560-A |
| 2 | 2 1/2 | 24 | 28 | 2 1/2 | 6 | (2) 3/8", (1) 5/16", (2) 1/4", (1) 5/8" | ♦2515 | | D1UZ 5560-A |
| 2 | 2 1/2 | 24 | 28 | 2 5/32 | 6 | (2) 5/16", (3) 9/32", (1) 5/8" | 2250 | | ★C8UZ 5560-D |
| 2 | 2 1/2 | 24 1/16 | 24 1/16 | 2 1/2 | 5 | (2) 3/8, (2) 21/64, (1) 45/64 | ♦2515 | | D3UZ 5560-A |
| 2 | 2 1/2 | 24 | 28 | 1 13/16 | 5 | (1) 9/16", (4) 5/16" | 1650 | | C8UZ 5560-C |
| 6 | 3 | 23 | 23 | 4 15/32 | 10/2 | (5) 5/16", (2) 3/8", (4) 13/32", (1) 7/16" | ♦4500 | | C2TZ 5560-E |
| 6 | 3 | 23 | 23 | 4 27/32 | 10/2 | (6) 3/8", (6) 7/16" | ♦6760 | | C2TZ 5560-A |

| SPRING ASSY. | LEAF NO. | LEAVES | SPRING ASSY. | LEAF NO. | LEAVES |
|--------------|----------|--------|--------------|----------|--------|
|--------------|----------|--------|--------------|----------|--------|

5563 NO. 1 LEAF ASSY. (REAR)—Refer to group 5560 for Model Application. Determine applicable Spring Assembly part number. Find Spring Assy. part number below and read across to find part number of leaf desired.

| | | | | | |
|--------------|----|--------------|--------------|---|-------------|
| B4T 5560-C | 1 | TDA 5563-A | ★C6TZ 5560-K | 1 | C6TZ 5563-K |
| | 2 | TDA 5565-A | | 2 | C6TZ 5565-J |
| B7J 5560-A | 1 | B7J 5563-A | C7TZ 5560-F | 1 | C7TZ 5563-A |
| | 2 | B7J 5565-A | | 2 | C7TZ 5565-D |
| C1TT 5560-AH | 1 | C1TT 5563-AA | C7TZ 5560-G | 1 | C7TZ 5563-B |
| | 2 | C1TT 5565-V | | 2 | C7TZ 5565-E |
| C1TT 5560-AJ | 1 | C1TT 5563-AB | C8TZ 5560-F | 1 | C8TZ 5563-F |
| | 2 | C1TT 5565-Y | | 2 | C8TZ 5565-A |
| C2TZ 5560-A | 1 | C2TZ 5563-A | C8TZ 5560-H | 1 | C8TZ 5563-H |
| | 2 | C2TZ 5565-A | | 2 | C8TZ 5565-C |
| | 11 | C2TZ 5930-A | C8UZ 5560-B | 1 | C8UZ 5563-B |
| C2TZ 5560-E | 1 | C2TZ 5563-E | | 2 | C8UZ 5565-F |
| | 2 | C2TZ 5565-E | C8UZ 5560-C | 1 | C8UZ 5563-C |
| | 11 | C2TZ 5930-A | | 2 | C8UZ 5565-G |
| C6TZ 5560-F | 1 | C6TZ 5563-F | ★C8UZ 5560-D | 1 | C8UZ 5563-D |
| | 2 | C6TZ 5565-E | | 2 | C8UZ 5565-H |
| ★C6TZ 5560-J | 1 | C6TZ 5563-J | D1UZ 5560-A | 1 | D1UZ 5563-A |
| | 2 | C6TZ 5565-H | | 2 | D1UZ 5565-A |

**1973/79
TRUCK SERIES 100/500**

| SPRING ASSY. | LEAF NO. | LEAVES | SPRING ASSY. | LEAF NO. | LEAVES |
|---|----------|-------------|---------------|----------|-------------|
| 5563 | | | | | |
| NO. 1 LEAF ASSY. (REAR)—Refer to group 5560 for Model Application. Determine applicable Spring — Cont'd | | | | | |
| Assembly part number. Find Spring Assy. part number below and read across to find part number | | | | | |
| of leaf desired. | | | | | |
| D2UZ 5560-A | 1 | D2UZ 5563-A | D5UZ 5560-L | 1 | Not avail. |
| | 2 | D2UZ 5565-A | | 2 | Not avail. |
| D3TZ 5560-A | 1 | D3TZ 5563-G | D5UZ 5560-M | 1 | Not avail. |
| | 2 | D3TZ 5565-G | | 2 | Not avail. |
| D3TZ 5560-B | 1 | D3TZ 5563-B | ★ D5UZ 5560-N | 1 | Not avail. |
| | 2 | D3TZ 5565-A | | 2 | Not avail. |
| D3TZ 5560-C | 1 | D3TZ 5563-E | D5UZ 5560-R | 1 | Not avail. |
| | 2 | D3TZ 5565-D | | 2 | Not avail. |
| D3TZ 5560-D | 1 | D3TZ 5563-F | D5UZ 5560-S | 1 | Not avail. |
| | 2 | D3TZ 5565-E | | 2 | Not avail. |
| D3TZ 5560-E | 1 | D3TZ 5563-C | D5UZ 5560-T | 1 | Not avail. |
| | 2 | D3TZ 5565-B | | 2 | Not avail. |
| D3TZ 5560-F | 1 | D3TZ 5563-D | D5UZ 5560-U | 1 | Not avail. |
| | 2 | D3TZ 5565-C | | 2 | Not avail. |
| D3TZ 5560-G | 1 | D3TZ 5563-A | D5UZ 5560-V | 1 | Not avail. |
| | 2 | D3TZ 5565-F | | 2 | Not avail. |
| D3TZ 5560-H | 1 | D3TZ 5563-H | D5UZ 5560-W | 1 | Not avail. |
| | 2 | D3TZ 5565-H | | 2 | Not avail. |
| D3TZ 5560-J | 1 | D3TZ 5563-J | D6UZ 5560-A | 1 | Not Avail. |
| | 2 | D3TZ 5565-J | | 2 | Not Avail. |
| D3TZ 5560-L | 1 | C7TZ 5563-A | D6UZ 5560-B | 1 | Not Avail. |
| | 2 | C7TZ 5565-D | | 2 | Not Avail. |
| D3UZ 5560-A | 1 | D3UZ 5563-A | D6UZ 5560-C | 1 | Not Avail. |
| | 2 | D3UZ 5565-A | | 2 | Not Avail. |
| D4TZ 5560-A | 1 | D4TZ 5563-A | D6UZ 5560-D | 1 | Not Avail. |
| | 2 | D4TZ 5565-A | | 2 | Not Avail. |
| D4TZ 5560-B | 1 | Not Avail. | D6UZ 5560-E | 1 | Not Avail. |
| | 2 | Not Avail. | | 2 | Not Avail. |
| D5TZ 5560-A | 1 | D3TZ 5563-B | D6UZ 5560-F | 1 | Not Avail. |
| | 2 | D3TZ 5565-A | | 2 | Not Avail. |
| D5UZ 5560-B | 1 | Not avail. | D8UZ 5560-A | 1 | Not Avail. |
| | 2 | Not avail. | | 2 | Not Avail. |
| D5UZ 5560-C | 1 | Not avail. | D8UZ 5560-B | 1 | NOT AVAIL. |
| | 2 | Not avail. | | 2 | NOT AVAIL. |
| D5UZ 5560-D | 1 | Not avail. | D8UZ 5560-C | 1 | NOT AVAIL. |
| | 2 | Not avail. | | 2 | NOT AVAIL. |
| D5UZ 5560-E | 1 | Not avail. | D8UZ 5560-D | 1 | NOT AVAIL. |
| | 2 | Not avail. | | 2 | NOT AVAIL. |
| D5UZ 5560-F | 1 | Not avail. | D8UZ 5560-E | 1 | NOT AVAIL. |
| | 2 | Not avail. | | 2 | NOT AVAIL. |
| D5UZ 5560-G | 1 | Not avail. | D8UZ 5560-F | 1 | NOT AVAIL. |
| | 2 | Not avail. | | 2 | NOT AVAIL. |
| D5UZ 5560-H | 1 | Not avail. | D8UZ 5560-G | 1 | NOT AVAIL. |
| | 2 | Not avail. | | 2 | NOT AVAIL. |
| D5UZ 5560-J | 1 | Not avail. | D8UZ 5560-H | 1 | NOT AVAIL. |
| | 2 | Not avail. | | 2 | NOT AVAIL. |
| D5UZ 5560-K | 1 | Not avail. | TCAA 5560-B | 1 | TCAA 5563-B |
| | 2 | Not avail. | | 2 | TCAA 5565-B |

| YEAR | MODEL/RESTRICTIONS | PART NUMBER | DESCRIPTION | QTY. |
|---|--------------------|-------------|-------------|------|
| 5565-6 | | | | |
| Refer to group 5560 for model application. Determine applicable spring assy. part number. | | | | |
| Find spring assy. part number in group 5563 and read across to find part number of leaf desired | | | | |

| 5586 ANTI-SQUEAK (SPRING) | | | | |
|----------------------------------|----------|-------------|------|----|
| 73/74 | E100/300 | C4DZ 5586-A | Rear | AR |

1973/79
TRUCK SERIES 100/500

AUXILIARY SPRING IDENTIFICATION CHART

| DIMENSION (INCHES) | | | NO. OF | LEAF THICKNESS | CAPACITY AT PAD | IDENTIFICATION | PART NUMBER |
|--|--------|----------|--------|----------------|-----------------|----------------|-------------|
| A | B | C | LEAVES | | | | |
| 5588 SPRING ASSY.-AUXILIARY -- Cont'd | | | | | | | |
| 3 | 37 1/2 | 7/16 | 1 | (1) 7/16" | 710 | D2TA 5588-DA | D3TZ 5588-A |
| 3 | 39 | 11/16 | 1 | (1) 11/16" | 2500 | D1TA 5588-AA | D1TZ 5588-A |
| SPRING ASSY. | | LEAF NO. | LEAVES | SPRING ASSY. | LEAF NO. | LEAVES | |

5589-90 LEAF (AUXILIARY SPRING)-Refer to group 5560 for model application. Determine applicable spring assy. -- Cont'd
Find spring assy. part number below and read across to find part number of leaf desired.

| | | | | | |
|-------------|---|-------------|-------------|---|-------------|
| B4T 5588-A | 1 | TEAA 5589-A | D1TZ 5588-A | 1 | Order assy. |
| | 2 | TEAA 5590-A | D3TZ 5588-A | 1 | Order assy. |
| C7TZ 5588-B | 1 | C7TZ 5589-A | D3TZ 5588-B | 1 | Order assy. |
| | 2 | C7TZ 5590-A | TCAA 5588-A | 1 | TCAA 5589-A |
| C9TZ 5588-A | 1 | Order assy. | | 2 | TCAA 5590-A |

| YEAR | MODEL/RESTRICTIONS | PART NUMBER | DESCRIPTION | QTY. |
|------|--------------------|-------------|-------------|------|
|------|--------------------|-------------|-------------|------|

| | | | | |
|---------------------------------------|-------------------|--------------|-------|---|
| 5A589 LEVELER KIT (AIR MANUAL) | | | | |
| 73/79 | F100/150 -- 4/W/D | D9TZ 5A589-A | Front | 1 |
| 75/79 | E250/350 | D9TZ 5A589-B | Front | 1 |
| 73/79 | F250/350 -- 2/W/D | | | 1 |
| 73/79 | F100/150 -- 2/W/D | D9TZ 5A589-C | Front | 1 |
| 75/79 | E100/150 | | | 1 |

| | | | | |
|--|--|--|--|--|
| 5594 SPACER (AUXILIARY SPRING TO REAR SPRING) | | | | |
|--|--|--|--|--|

| | | | | |
|-------|--|-------------|---|---|
| 73/77 | F500 | D8HZ 5594-A | 7 1/2" long-3" wide-15/16" thick- # D1TA 5594-AA or D1TA 5594-BA | 2 |
| 73/77 | F250 -- 4/W/D with 2700 lb. spring- "Before Ser. Y20,001" | C7TZ 5594-A | | 2 |
| 73/77 | F250 (Crew Cab)-2/W/D- "Before Ser. Y20,001" | | | 2 |
| 73/ | F350 -- w/auxiliary spring- -- exc. Super cab | | | 2 |
| 73/77 | F250 -- 4/W/D with 1975 lb. spring- "Before Ser. Y20,001" | C7TZ 5594-B | | 2 |
| 73/ | F350 -- w/o auxiliary spring- -- exc. Super cab | | | 2 |
| 73/ | F100/150 -- 2/W/D | D3TZ 5594-B | | 2 |
| 73/77 | F250 (exc. Crew Cab) -- 2/W/D- "Before Ser. Y20,001" | D3TZ 5594-A | | 2 |
| 77/ | F250 -- "From Ser. Y20,001" | D7TZ 5594-A | | 2 |
| 77/ | F350 -- Super cab | | | 2 |
| 79 | F350 -- 4/W/D | | | 2 |
| 73/77 | P400/500 -- w/auxiliary spring | C4TZ 5594-A | | 2 |
| 73/77 | P500 | C7TZ 5594-D | | 2 |

| | | | | |
|---|--|--|--|--|
| 5630 SHACKLE KIT (REAR SPRING) -Refer to group 5304 for Front Spring Shackle Kit | | | | |
|---|--|--|--|--|

| | | | | |
|---------------|----------|-------------|------------------|------------------|
| 73/74 | E100/300 | C8UZ 5630-A | Rear spring-rear | AR |
| Consists of | | | | |
| 1-C8TZ 5776-B | Shackle | 2-33773-S4 | Locknut | 2-300918-S2 Bolt |
| 2-C8TZ 5781-C | Bushing | | | |

| | | | | |
|---------------|--|-------------|-------------------|------------------|
| 73/74 | E100/300 -- exc. spring ident. D1UA 5560-AA | C8UZ 5630-B | Rear spring-front | AR |
| Consists of | | | | |
| 1-C8TZ 5781-D | Bushing | 1-33775-S2 | Nut | 1-302589-S2 Bolt |

1973/79
TRUCK SERIES 100/500

| YEAR | MODEL/RESTRICTIONS | PART NUMBER | DESCRIPTION | QTY. |
|-------|---|---------------|-------------------|------|
| 5630 | SHACKLE KIT (REAR SPRING)—Refer to group 5304 for Front Spring Shackle Kit — Cont'd | | | |
| 73/74 | E300—with spring ident. D1UA 5560-AA | ★ D1UZ 5630-A | Rear spring—front | 2 |
| | Consists of | | | |
| | 1-D1UZ 5781-A | Bushing | 1-33775-S2 | Nut |
| | | | 1-384367-S2 | Bolt |
| 75/ | E100/150(exc. Super Wagon) | D5UZ 5630-D | Rear spring—front | 2 |
| | Consists of | | | |
| | 1-D1UZ 5781-A | D1UZ 5781-AB | Bushing | |
| | 1-58731-S2 | Bolt | | |
| | 1-385505-S100 | Nut | | |
| 78/ | E150(Super Wagon) | D8UZ 5630-B | rear spring—front | 2 |
| | Consists of | | | |
| | 1-D8UZ 5781-A | D7UA 5781-AA | bushing | |
| | 1-58731-S2 | bolt | | |
| | 1-385505-S100 | nut | | |
| 75/ | E100/150(exc. Super Wagon) | D5UZ 5630-B | Rear spring —rear | 2 |
| | Consists of | | | |
| | 1-D3TZ 5776-A | D4TA 5776-AA | Shackle | |
| | 2-33774-S | Nut | | |
| | 2-56217-S2 | Bolt | | |
| | 1-D3TZ 5781-A | D2TA 5781-CA | Bushing | |
| 78/ | E150(Super Wagon) | D8UZ 5630-A | rear spring—rear | 2 |
| | Consists of | | | |
| | 1-D3TZ 5776-A | D4TA 5776-AA | shackle | |
| | 2-382484-S2 | nut | | |
| | 2-56217-S2 | bolt | | |
| | 1-D3TZ 5781-A | D2TA 5781-CA | bushing | |
| 75/ | E250/350(exc. Super Wagon) | D5UZ 5630-C | Rear spring—front | 2 |
| | Consists of | | | |
| | 1-D3TZ 5781-E | D2TA 5781-BA | Bushing | |
| | 1-386261-S100 | Bolt | | |
| | 1-385505-S100 | Bolt | | |
| | 1-44881-S2 | Washer | | |
| 78/ | E250/350(Super Wagon) | D8UZ 5630-C | rear spring—rear | 2 |
| | Consists of | | | |
| | 1-D5UZ 5776-A | D7UA 5776-BA | shackle | |
| | 2-56218-S2 | bolt | | |
| | 2-382484-S2 | nut | | |
| | 1-D8UZ 5781-B | D7UA 5781-CA | bushing | |
| 75/ | E250/350(exc. Super Wagon) | D5UZ 5630-A | Rear spring—rear | 2 |
| | Consists of | | | |
| | 1-D5UZ 5776-A | D7UA 5776-BA | Shackle | |
| | 2-33774-S | Nut | | |
| | 2-56218-S2 | Bolt | | |
| | 1-D3TZ 5781-B | D2TA 5781-AA | Bushing | |
| 78/ | E250/350(Super Wagon) | D8UZ 5630-D | rear spring—front | 2 |
| | Consists of | | | |
| | 1-D8UZ 5781-A | D7UA 5781-AA | bushing | |
| | 1-58732-S2 | bolt | | |
| | 1-44881-S2 | washer | | |
| | 1-385505-S100 | nut | | |

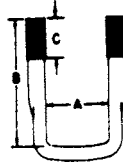
1973/79
TRUCK SERIES 100/500

| YEAR | MODEL/RESTRICTIONS | PART NUMBER | | DESCRIPTION | QTY. |
|---|--------------------------------------|---------------|------------|-------------------|--------------------|
| 5630 SHACKLE KIT (REAR SPRING)—Refer to group 5304 for Front Spring Shackle Kit — Cont'd | | | | | |
| 73/ | F100/150 -- 2/W/D | D3TZ 5630-A | | Rear spring-front | 2 |
| Consists of | | | | | |
| | 1-D3TZ 5781-A | Bushing | 1-56217-S2 | Bolt | 1-382484-S2 Nut |
| 73/ | F100/150-2/W/D | D3TZ 5630-B | | Rear spring-rear | 2 |
| Consists of | | | | | |
| | 1-D3TZ 5776-A | Shackle assy. | 2-56217-S2 | Bolt | 2-382484-S2 Nut |
| | 1-D3TZ 5781-A | Bushing | | | |
| 73/ | F100/150 -- 4/W/D | D3TZ 5630-E | | Rear spring-front | 2 |
| Consists of | | | | | |
| | 1-D3TZ 5781-E | Bushing | 1-58732-S2 | Bolt | 1-33778-S2 Nut |
| 73/ | F100/150 -- 4/W/D | D3TZ 5630-F | | Rear spring-rear | 2 |
| Consists of | | | | | |
| | 1-D3TZ 5776-B | Shackle assy. | 2-56218-S2 | Bolt | 4-382484-S2 Nut |
| | 1-D3TZ 5781-B | Bushing | 2-58732-S2 | Bolt | |
| 73/ | F250 -- 2/W/D | D3TZ 5630-E | | Rear spring-front | 2 |
| Consists of | | | | | |
| | 1-D3TZ 5781-E | Bushing | 1-33778-S2 | Nut | 1-58732-S2 Bolt |
| 73/ | F250 -- 2/W/D | D3TZ 5630-D | | Rear spring-rear | 2 |
| Consists of | | | | | |
| | 1-D3TZ 5776-B | Shackle assy. | 2-56218-S2 | Bolt | 2-382484-S2 Nut |
| | 1-D3TZ 5781-B | Bushing | | | |
| 73/77 | F250 -- 4/W/D, "Before Ser. Y20,001" | D3TZ 5630-G | | Rear spring-front | 2 |
| Consists of | | | | | |
| | 1-C7TZ 5781-C | Bushing | 2-58731-S2 | Bolt | 1-373781-S2 Washer |
| | 2-33778-S2 | Nut | | | |
| 73/77 | F250 -- 4/W/D, "Before Ser. Y20,001" | D3TZ 5630-H | | Rear spring-rear | 2 |
| Consists of | | | | | |
| | 1-C7TZ 5776-A | Shackle assy. | 2-33778-S2 | Nut | 2-58731-S2 Bolt |
| 77/ | F250 -- 4/W/D "From Ser. Y20,001" | D3TZ 5630-F | | Rear spring rear | 2 |
| Consists of | | | | | |
| | 1-D3TZ 5776-B | Shackle assy. | 2-56218-S2 | Bolt | 4-382482-S2 Nut |
| | 1-D3TZ 5781-B | Bushing | 2-58732-S2 | Bolt | |
| 77/ | F250 -- 4/W/D "From Ser. Y20,001" | D3TZ 5630-E | | Rear spring-front | 2 |
| Consists of | | | | | |
| | 1-D3TZ 5781-E | Bushing | 1-33778-S2 | Nut | 1-58732-S2 Bolt |
| 73/ | F350 | D3TZ 5630-G | | Rear spring-front | 2 |
| Consists of | | | | | |
| | 1-C7TZ 5781-C | Bushing | 2-58731-S2 | Bolt | 1-373781-S2 Washer |
| | 2-33778-S2 | Nut | | | |
| 73/ | F350 | D3TZ 5630-H | | Rear spring-rear | 2 |
| Consists of | | | | | |
| | 1-C7TZ 5776-A | Shackle assy. | 2-33778-S2 | nut | 2-58731-S2 Bolt |

1973/79
TRUCK SERIES 100/500

| YEAR | MODEL/RESTRICTIONS | PART NUMBER | DESCRIPTION | QTY. |
|---|---|--------------|--------------------|------|
| 5A666 | CYLINDER (AIR LEVELER) - also serviced in kit-group 5A589 | | | |
| 73/79 | F100/150 -- 4/W/D -- | D9TZ 5A666-A | | 2 |
| 5700 BRACKET (AUXILIARY SPRING) | | | | |
| 73/ | F100/250 (exc. Crew Cab) -- 2/W/D | D3TZ 5700-A | | 4 |
| 73/ | F350 (Super Cab) | D3TZ 5700-A | | 4 |
| 79 | F350 -- 4/W/D | | | 4 |
| 73/77 | F500 | 7EQ 5700 | | 4 |
| 73/77 | P500 | EOTZ 5700-A | | 4 |
| 73/ | F250 (Crew Cab) -- 2/W/D | | | 4 |
| 73/ | F250 -- 4/W/D, F350 (exc. Super Cab) | | | 4 |
| 5702 BOLT (AUXILIARY SPRING TIE) | | | | |
| 73/76 | P400 | TCAA 5702-A | 3/8"-24 x 1 45/64" | 2 |
| | | 33800-S8 | (M-63)-nut-3/8"-24 | |
| 5703 CLAMP (AUXILIARY SPRING) | | | | |
| 73/77 | F500 | TUAA 5703-A | | 2 |
| 73/76 | P400 | TCAA 5703-A | | 4 |
| 73/77 | P500 | TEAA 5703-A | | 2 |

5705 U-BOLT (REAR SPRING) - For model application refer to group 5560



| A B C | | | THREAD SIZE | PART NUMBER | A B C | | | THREAD SIZE | PART NUMBER |
|---|-----------|----------|-------------|--------------|----------|-----------|---------|-------------|--------------|
| 5705 U-BOLT (REAR SPRING) - For model application refer to group 5560 - Cont'd | | | | | | | | | |
| 2 9/32" | 13 1/4" | 4" | 5/8"-18 | C7TZ 5705-A | 3 7/32" | 6 3/8" | 2 1/2" | 1/2"-13 | ★C8UZ 5705-B |
| 2 9/16" | 17 1/4" | 3 1/2" | 3/4"-16 | B7T 5705-A | 3 9/32 | 7 | 2 1/2 | 9/16-12 | D7TZ 5705-B |
| 2 9/16" | 13 13/32" | 4" | 3/4"-16 | C6TZ 5705-G | 3 9/32 | 11 19/32 | 2 3/4 | 9/16"-12 | D7TZ 5705-C |
| 3" | 15 3/16" | 3 9/16" | 3/4"-16 | C1TT 5705-AK | 3 11/16" | 7 17/32" | 3 1/4" | 5/8"-11 | D4TZ 5705-A |
| 3" | 11 1/2" | 3 9/16" | 3/4"-16 | D3HZ 5705-A | 3 5/32" | 12 1/16" | 3 1/4" | 5/8"-11 | D3TZ 5705-E |
| 3 1/32" | 14 3/16" | 3 9/16" | 3/4"-16 | C6TZ 5705-E | 3 5/8 | 7 29/32 | 3 1/4 | 5/8"-11 | D8UZ 5705-B |
| 3 1/32" | 14 1/2" | 5 3/4" | 3/4"-16 | B3Q 5705-A | 3 5/8 | 9 3/16 | 3 1/4 | 5/8-11 | D8UZ 5705-A |
| 3 1/4" | 6 13/16" | 2" | 9/16"-12 | D3UZ 5705-A | 3 11/16" | 13 15/32" | 3 1/4" | 5/8"-11 | D3TZ 5705-F |
| 3 1/4" | 8 1/2" | 2 1/2" | 5/8"-11 | D5UZ 5705-A | 3 25/32" | 12 3/16" | 3 9/16" | 3/4"-16 | C8TZ 5705-D |
| 3 3/16" | 9 1/2" | 2 5/8" | 5/8"-11 | ★D5UZ 5705-B | 3 27/32" | 8 1/4" | 2 1/4" | 9/16"-12 | D3TZ 5705-G |
| 3 1/4" | 6 3/4" | 2 9/16" | 9/16"-12 | D5UZ 5705-C | 3 27/32" | 10" | 2 1/2" | 9/16"-12 | D3TZ 5705-D |
| 3 1/32" | 18 1/16" | 4 13/16" | 3/4"-16 | B3Q 5705-B | 4 1/4" | 8 13/32" | 3 1/4" | 5/8"-11 | D3TZ 5705-A |
| 3 1/16" | 9 5/16" | 3 1/4" | 5/8"-18 | D3TZ 5705-H | 4 1/4" | 10 1/16" | 3 1/4" | 5/8"-11 | D3TZ 5705-B |
| 3 3/16" | 7 5/8" | 3 1/8" | 5/8"-11 | C8UZ 5705-A | 4 1/4" | 11 3/32" | 3 1/4" | 5/8"-11 | D3TZ 5705-C |
| 3 5/16" | 16" | 3 3/32" | 3/4"-16 | C3TZ 5705-M | | | | | |

| YEAR | MODEL/RESTRICTIONS | PART NUMBER | DESCRIPTION | QTY. |
|------|--------------------|-------------|----------------------------|------|
| | | 34853-S7 | (X-77)-lockwasher-3/4" | |
| | | 33871-S18 | (M-71)-nut (clip)-5/8"-18 | |
| | | 34811-S2 | (X-71)-lockwasher-5/8" | |
| | | 33848-S7 | (M-70)-nut (clip)-9/16"-18 | |
| | | 34810-S7-8 | (X-69)-lockwasher-9/16" | |
| | | 34426-S7 | (M-86)-locknut-9/16"-18 | |
| | | 352495-S18 | (MM-30)-nut-hex.-7/8"-14 | |
| | | 44750-S8 | (X-45)-washer-flat-7/8" | |
| | | 372632-S | (XX-256)-washer-flat-7/8" | |

**1973/79
TRUCK SERIES 100/500**

| YEAR | MODEL/RESTRICTIONS | PART NUMBER | DESCRIPTION | QTY. |
|--|--|------------------|-------------------------------------|------|
| 5708 PLATE (REAR SPRING CLIP) | | | | |
| 73/77 | B-F500 -- Rockwell (Timken) 13M, 15M axles | C2TZ 5708-A | 5 1/8" long x 7/16" thick x 3" wide | 2 |
| 73/77 | B-F500 -- 15M axle | 7EQ 5708-A | | 2 |
| 73 | E250 | C8UZ 5708-A | | 2 |
| 73/ | F100 -- 2/W/D | B7C 5708-A | | 2 |
| 73/ | F250 | 01Y 5708-A | | 2 |
| 73/ | F350 | C7TZ 5708-A | | 2 |
| 73/76 | P350 -- Dana 60 (5.2M) axle | 01Y 5708-A | | 2 |
| 73/76 | P350/400 -- Dana 70 (7.4M) axle | C7TZ 5708-A | | 2 |
| 73/77 | P500 | 01T 5708-A | | 2 |
| 73/76 | M450/500 | | | 2 |
| 5723 BOLT (SPRING CLAMP)-If application not shown-procure locally | | | | |
| 73/ | F250 -- 4/W/D | COTT 5723-A | | 2 |
| | F250(Crew Cab) -- 2/W/D | | | 2 |
| 5724 CLAMP (REAR SPRING) - Not serviced-procure locally | | | | |
| 5729 SPACER ASSY. (REAR SPRING) | | | | |
| 73/79 | F100/150 -- 4/W/D -- 116" W/B "Before Ser. DJ0,001" | (RH) D3TZ 5729-A | (LH) D3TZ 5729-C | 1 |
| 79 | F150 -- 4/W/D -- 116" W/B- Full Time -- "From Ser. DJ0,001" | | | 1 |
| 77 | F250 -- 4/W/D -- 133 W/B "From Ser. Y20,001" | | | 1 |
| 79 | F150 -- 4/W/D -- 116" W/B- Part Time -- "From Ser. DJ0,001" | (RH) D9TZ 5729-A | (LH) D9TZ 5729-B | 1 |
| 73/77 | F250 -- 4/W/D "Before Ser. Y20,001" | D3TZ 5729-B | R.H. and L.H. -- 4 1/2" high | 2 |
| 78/ | F150/250 -- 4/W/D -- 133" W/B | D7TZ 5729-A | | 2 |
| 79 | F350 -- 4/W/D | | | 2 |
| 5731 SPACER (SPRING CLAMP)-If application not shown-procure locally | | | | |
| 73/ | F250 -- 4/W/D | COTT 5731-B | | 2 |
| 73/ | F250(Crew Cab) -- 2/W/D | | | 2 |
| 5732 INSULATOR (REAR SPRING CENTER MOUNTING) | | | | |
| 73/ | E300 | C8TZ 5732-A | | 1 |
| 73/ | F250/350 | | Cut to req'd. length | |
| 5742 SHIM (REAR SPRING SEAT) | | | | |
| 77/ | E-F100-350 | D7TZ 5742-A | | 2 |
| 5A755 CLAMP ASSY. (REAR SPRING SHACKLE COMPENSATOR) | | | | |
| 73 | F250 -- 2/W/D | ★ C8TZ 5A755-A | | 2 |
| Consists of | | | | |
| | 1-34977-S4 | Nut | 1-300904-S2 | Bolt |
| 5A772 BAR ASSY. (REAR STABILIZER) | | | | |
| 73/ | F250 (exc. crew cab and super cab) -- 2/W/D | D3TZ 5A772-A | | 1 |
| 77 | F250 -- 4/W/D "Before Ser. Y20,001" | | | 2 |
| 77/ | F250 -- 4/W/D -- "From Ser. Y20,001" | D7TZ 5A772-A | | 1 |
| 79 | F350 -- 4/W/D | | | 1 |
| 73/ | F350 -- 2/W/D | D3TZ 5A772-C | | 1 |
| | F250 (Crew Cab) -- 2/W/D | | | 1 |
| 74/ | F250 (super cab) -- 2/W/D | D4TZ 5A772-A | | 1 |

1973/79
TRUCK SERIES 100/500

| YEAR | MODEL/RESTRICTIONS | PART NUMBER | DESCRIPTION | QTY. |
|--|---|--------------|--|--------------|
| 5775 | BRACKET (REAR SPRING SHACKLE) | | | |
| Spring shackle brackets and related parts are arranged below in parts lists form. The parts lists are in order by truck model. | | | | |
| 73/77 | B500 | D5TZ 5775-D | Bracket-R.H. Spring Front | 1 |
| | | D5TZ 5775-C | Bracket-L.H. spring front | 1 |
| | | C2TZ 5781-A | Bushing-spring front | 2 |
| | | D0HZ 5780-B | Pin-spring bracket front | 2 |
| | | C4TZ 5775-U | Bracket-R.H. spring rear | 1 |
| | | C4TZ 5775-T | Bracket-L.H. spring rear | 1 |
| | | C4TZ 5969-A | Pin-spring bracket rear | 2 |
| | | 73/74 | E100/200 | ★D3UZ 5775-C |
| D3UZ 5775-E | Bracket-L.H. spring front | | | 1 |
| C8TZ 5781-D | Bushing-spring front | | | 2 |
| 58731-S2 | (B-144-C)-bolt-bracket front | | | 2 |
| D2UZ 5775-C | Bracket-R.H. spring rear | | | 1 |
| D2UZ 5775-D | Bracket-L.H. spring rear | | | 1 |
| C8TZ 5781-C | Bushing-spring rear | | | 2 |
| C8TZ 5781-C | Bushing-shackle | | | 2 |
| C8TZ 5776-B | Shackle-rear spring rear | | | 2 |
| 300918-S2 | (B-129-E)-bolt-shackle and bracket rear | | | 4 |
| 73/74 | E300 | ★D3UZ 5775-C | Bracket-R.H. spring front | 1 |
| | | D3UZ 5775-E | Bracket-L.H. spring front | 1 |
| | | C8TZ 5781-D | Bushing-spring front-w/spring # C8UA 5560-L | 2 |
| | | D1UZ 5781-A | Bushing-spring front-w/spring # D1UA 5560-AA or # D4UA 5560-MA | 2 |
| | | 58731-S2 | (B-144-C)-bolt-bracket front | 2 |
| | | D2UZ 5775-C | Bracket-R.H. spring rear | 1 |
| | | D2UZ 5775-D | Bracket-L.H. spring rear | 1 |
| | | C8TZ 5781-C | Bushing-spring rear-w/spring # C8UA 5560-L | 2 |
| | | D1UZ 5781-A | Bushing-spring rear-w/spring # D1UA 5560-AA or # D4UA 5560-MA | 2 |
| | | C8TZ 5781-C | Bushing-shackle | 2 |
| | | 300918-S2 | (B-129-E)-bolt-shackle and bracket rear | 4 |
| | | C8TZ 5776-B | Shackle-rear spring rear | 2 |
| | | 75/ | E100/150(exc. Super Wagon) | D5UZ 5775-G |
| D5UZ 5775-C | Bracket-rear w/124" W/B | | | 2 |
| D5UZ 5775-D | Bracket-rear w/138" W/B | | | 2 |
| D3TZ 5776-A | Shackle-rear (incl. bushing) | | | 2 |
| D3TZ 5781-A | Bushing-shackle | | | 2 |
| D1UZ 5781-A | Bushing-spring rear | | | 2 |
| D3TZ 5781-A | Bushing-spring front | | | 2 |
| 56217-S2 | (B-322-E) Bolt (rear shackle & spring to bracket)-9/16"-12 x 4 1/2" (grade 5) | | | 4 |
| 382484-S | (MM-173-FA)nut-9/16-12 | | | 4 |
| 78/ | E150(Super Wagon) | | | D5UZ 5775-G |
| | | D5UZ 5775-D | Bracket-rear | 2 |
| | | D3TZ 5776-A | Shackle | 2 |
| | | D3TZ 5781-A | Bushing-shackle | 2 |
| | | D1UZ 5781-A | Bushing-spring front | 2 |
| | | D3TZ 5781-A | Bushing-spring rear | 2 |
| | | 56212-S2 | (B-322-E) Bolt (shackle & spring to bracket) | 4 |
| | | 382484-S2 | (MM-173-FA)Nut(shackle & spring to bracket) | 4 |

**1973/79
TRUCK SERIES 100/500**

| YEAR | MODEL/RESTRICTIONS | PART NUMBER | DESCRIPTION | QTY. |
|--|---|-------------|--|------|
| 5775 | BRACKET (REAR SPRING SHACKLE) — Cont'd | | | |
| Spring shackle brackets and related parts are arranged below in parts lists form. The parts lists are in order by truck model. | | | | |
| 75/ | E250 (Van & Bus) -- w/5 3/4" high sidemember | D5UZ 5775-F | Bracket-front | 2 |
| | | D5UZ 5775-A | Bracket-rear | 2 |
| | | D5UZ 5776-A | Shackle-rear (incl. bushing) | 2 |
| | | D5UZ 5781-A | Bushing-shackle | 2 |
| | | D5UZ 5781-A | Bushing-spring rear | 2 |
| | | D3TZ 5781-B | Bushing-spring front | 2 |
| | | 56218-S2 | (B-322-H)Bolt (shackle & spring to bracket) | 4 |
| 75/ | E250/350 (Cutaway) -- w/7 1/4" high sidemember | D5UZ 5775-E | Bracket-front | 2 |
| | | D5UZ 5775-B | Bracket-rear | 2 |
| | | D5UZ 5776-A | Shackle-rear (incl bushing) | 2 |
| | | D5UZ 5781-A | Bushing-shackle | 2 |
| | | D5UZ 5781-A | Bushing-spring rear | 2 |
| | | D3TZ 5781-B | Bushing-spring front | 2 |
| | | 56218-S2 | (B-322-H)Bolt (shackle & spring to bracket) | 4 |
| 78/ | E250/350(Super Wagon) | D5UZ 5775-F | Bracket-front | 2 |
| | | D5UZ 5775-A | Bracket-rear | 2 |
| | | D5UZ 5776-A | Shackle | 2 |
| | | D5UZ 5781-A | Bushing-shackle | 2 |
| | | D8UZ 5781-A | Bushing-spring front | 2 |
| | | D8UZ 5781-B | Bushing-spring rear | 2 |
| | | 56218-S2 | (B-322-E) bolt (shackle & spring to bracket) | 4 |
| 73/ | F100/150 -- 2/W/D | D3TZ 5775-A | Bracket-spring front | 2 |
| | | D3TZ 5781-A | Bushing-spring front | 2 |
| | | 56217-S2 | (B-322-E)Bolt-spring bracket front | 2 |
| | | D3TZ 5775-D | Bracket-spring rear | 2 |
| | | D3TZ 5776-A | Shackle-spring rear | 2 |
| | | D3TZ 5781-A | Bushing-spring rear | 2 |
| | | D3TZ 5781-A | Bushing-shackle | 2 |
| 73/78 | F100/150 -- 4/W/D-- "Before Ser. BC0,001" | 56217-S2 | (B-322-E)Bolt-shackle and spring rear | 4 |
| | | D8TZ 5775-A | Bracket-spring front | 2 |
| | | D3TZ 5781-E | Bushing-spring front | 2 |
| | | 58732-S2 | (B-144-D)Bolt-spring bracket front | 2 |
| | | D8TZ 5775-B | Bracket-spring rear | 2 |
| | | D3TZ 5776-B | Shackle-spring rear | 2 |
| | | D3TZ 5781-B | Bushing-spring rear | 2 |
| 78/ | F150 -- 4/W/D -- "From Ser. BC0,001" | D3TZ 5781-B | Bushing-shackle | 2 |
| | | 56218-S2 | (B-322-H)Bolt-shackle and spring rear | 4 |
| | | D4TZ 5775-B | Bracket-spring front- (Super cab) | 2 |
| | | D8TZ 5775-A | Bracket-spring front- (reg. cab) | 2 |
| | | D3TZ 5781-E | Bushing-spring front | 2 |
| | | 58732-S2 | (B-144-D)Bolt-spring bracket front | 2 |
| | | D8TZ 5775-B | Bracket-spring rear | 2 |
| 73/78 | F100/150 -- 4/W/D-- "Before Ser. BC0,001" | D3TZ 5776-B | Shackle-spring rear | 2 |
| | | D3TZ 5781-B | Bushing-spring rear | 2 |
| | | D3TZ 5781-B | Bushing-shackle | 2 |
| | | 56218-S2 | (B-322-H)Bolt-shackle and spring rear | 4 |
| | | D3TZ 5781-B | Bushing-shackle | 2 |
| 78/ | F150 -- 4/W/D -- "From Ser. BC0,001" | 56218-S2 | (B-322-H)Bolt-shackle and spring rear | 4 |
| | | D3TZ 5781-B | Bushing-spring rear | 2 |
| | | D3TZ 5781-B | Bushing-shackle | 2 |
| | | D3TZ 5781-B | Bushing-shackle | 2 |
| | | 56218-S2 | (B-322-H)Bolt-shackle and spring rear | 4 |

1973/79
TRUCK SERIES 100/500

| YEAR | MODEL/RESTRICTIONS | PART NUMBER | DESCRIPTION | QTY. |
|--|--|-------------|--|------|
| 5775 | BRACKET (REAR SPRING SHACKLE) — Cont'd | | | |
| Spring shackle brackets and related parts are arranged below in parts lists form. The parts lists are in order by truck model. | | | | |
| 73/78 | F250 (exc. Crew Cab)-2/W/D— "Before Ser. BC0,001" | D8TZ 5775-A | Bracket-spring front (exc. Super cab) | 2 |
| | | D4TZ 5775-B | Bracket-spring front (Super Cab only) | |
| | | D3TZ 5781-E | Bushing-spring front | 2 |
| | | 58732-S2 | (B-144-D)Bolt-spring bracket front | 2 |
| | | D8TZ 5775-B | Bracket-spring rear | 2 |
| | | D3TZ 5776-B | Shackle-spring rear | 2 |
| | | D3TZ 5781-B | Bushing-spring rear | 2 |
| | | D3TZ 5781-B | Bushing-shackle | 2 |
| | | 56218-S2 | (B-322-H)Bolt-shackle and spring rear | 4 |
| 78/ | F250(exc. Crew Cab)-2/W/D -- "From Ser. BC0,001" | D4TZ 5775-B | Bracket-spring front-8100 G.V.W. | 2 |
| | | D8TZ 5775-A | Bracket-spring front-exc. 8100 G.V.W. | 2 |
| | | 58732-S2 | (B-144-D)Bolt-spring bracket front | 2 |
| | | D8TZ 5775-B | Bracket-spring rear | 2 |
| | | D3TZ 5776-B | Bushing-spring rear | 2 |
| | | D3TZ 5781-B | Bushing-shackle | 2 |
| | | 56218-S2 | (B-322-H)Bolt-shackle and spring rear | 4 |
| 73/ | F250(Crew Cab) -- 2/W/D | D8TZ 5775-A | Bracket-spring front | 2 |
| | | C7TZ 5781-C | Bushing-spring front | 2 |
| | | 58732-S2 | (B-144-D)Bolt-spring bracket front | 2 |
| | | C6TZ 5775-H | Bracket-spring rear | 2 |
| | | C7TZ 5776-A | Shackle-spring rear | 2 |
| | | C7TZ 5781-C | Bushing-spring rear | 2 |
| | | ★5781 | Bushing-shackle-serviced in 5776 assy. | 2 |
| | | 56218-S2 | (B-322-H)Bolt-shackle and spring rear | 4 |
| 73/77 | F250 -- 4/W/D -- "Before Ser. Y20,001" | C5TZ 5775-L | Bracket-spring front | 2 |
| | | C7TZ 5781-C | Bushing-spring front | 2 |
| | | 58731-S2 | (B-144-C)-bolt-spring bracket front | 2 |
| | | C6TZ 5775-H | Bracket-spring rear | 2 |
| | | C7TZ 5776-A | Shackle-spring rear | 2 |
| | | C7TZ 5781-C | Bushing-spring rear | 2 |
| | | ★5781 | Bushing-shackle-serviced in 5776 assy. | 2 |
| | | 58731-S2 | (B-144-C)-bolt-shackle and spring rear | 4 |
| 77/78 | F250 -- 4/W/D -- "From Ser. Y20,001 to BC0,001" | D8TZ 5775-A | Bracket-spring front | 2 |
| | | D3TZ 5781-E | Bushing-spring front | 2 |
| | | 58732-S2 | (B-144-D)-Bolt-spring bracket front | |
| | | D8TZ 5775-B | Bracket-spring rear | 2 |
| | | D3TZ 5776-B | Shackle-spring rear | 2 |
| | | 56218-S2 | (B-322-H)Bolt-shackle and spring rear | 4 |
| | | D3TZ 5781-B | Bushing-spring rear | 2 |
| | | D3TZ 5781-B | Bushing-shackle | 2 |
| 78/ | F250 -- 4/W/D -- "From Ser. BC0,001" | D4TZ 5775-B | Bracket-spring front- (Super cab) | 2 |
| | | D8TZ 5775-A | Bracket-spring front- (reg. cab) | 2 |
| | | D3TZ 5781-E | Bushing-spring front | 2 |
| | | 58732-S2 | (B-144-D)Bolt-spring bracket front | 2 |
| | | D8TZ 5775-B | Bracket-spring rear | 2 |
| | | D3TZ 5776-B | Shackle-spring rear | 2 |
| | | D3TZ 5781-B | Bushing-spring rear | 2 |
| | | D3TZ 5781-B | Bushing-shackle | 2 |
| | | 56218-S2 | (B-322-H)Bolt-shackle and spring rear | 4 |

1973/79
TRUCK SERIES 100/500

| YEAR | MODEL/RESTRICTIONS | PART NUMBER | DESCRIPTION | QTY. |
|-------|--|-------------|--|------|
| 5775 | BRACKET (REAR SPRING SHACKLE) — Cont'd | | | |
| | Spring shackle brackets and related parts are arranged below in parts lists form. The parts lists are in order by truck model. | | | |
| 73/ | F350 (exc. Super Cab & 4/W/D) | C5TZ 5775-L | Bracket-spring front | 2 |
| | | C7TZ 5781-C | Bushing-spring front-w/spring # C7TA-G or D3TA-BB,BC | 2 |
| | | C5TZ 5781-A | Bushing-spring front-w/spring # C6TA-K or D3TA-DA | 2 |
| | | 58731-S2 | (B-144-C)-bolt-spring bracket front | 2 |
| | | C6TZ 5775-H | Bracket-spring rear | 2 |
| | | C7TZ 5776-A | Shackle-spring rear | 2 |
| | | C7TZ 5781-C | Bushing-spring rear-w/spring # C7TA-G or D3TA-BB,BC | 2 |
| | | C5TZ 5781-A | Bushing-spring rear-w/spring # C6TA-K or D3TA-DA | 2 |
| | | ★5781 | Bushing-shackle rear-serviced in 5776 assy. | 2 |
| | | 58731-S2 | (B-144-C)-bolt-spring rear | 2 |
| | | ★56215-S2 | Bolt-shackle rear | 2 |
| 73/ | F350 (Super Cab) | D4TZ 5775-B | Bracket-spring front | 2 |
| | | D3TZ 5781-D | Bushing-spring front | 2 |
| | | C7TZ 5781-C | Bushing-spring rear | 2 |
| | | D8TZ 5775-B | Bracket-spring rear | 2 |
| | | D3TZ 5776-B | Shackle-spring rear | 2 |
| | | C7TZ 5781-C | Bushing-shackle rear | 2 |
| 79 | F350 -- 4/W/D | D4TZ 5775-B | Bracket-spring front | 2 |
| | | D3TZ 5781-E | Bushing-spring front | 2 |
| | | 58732-S2 | (B-144-D) Bolt-spring bracket front | 2 |
| | | D8TZ 5775-B | Bracket-spring rear | 2 |
| | | D3TZ 5776-B | Shackle-spring rear | 2 |
| | | D3TZ 5781-B | Bushing-spring rear | 2 |
| | | D3TZ 5781-B | Bushing-shackle | 2 |
| | | 56218-S2 | (B-322-H) Bolt-shackle and spring rear | 4 |
| 73/77 | F500 | D5TZ 5775-D | Bracket-R.H. spring front | 1 |
| | | D5TZ 5775-C | Bracket-L.H. spring front | 1 |
| | | C2TZ 5781-A | Bushing-spring front | 2 |
| | | D0HZ 5780-B | Pin-spring bracket front | 2 |
| | | C4TZ 5775-U | Bracket-R.H. spring rear | 1 |
| | | C4TZ 5775-T | Bracket-L.H. spring rear | 1 |
| | | C2TZ 5969-A | Pin-spring bracket rear | 2 |
| 74/76 | M450/500 | B7T 5775-A | Bracket-spring front-with 7 1/4" side rail | 2 |
| | | B9TT 5775-A | Bracket-spring front-with 9 1/4" side rail | 2 |
| | | B9TT 5775-A | Bracket-spring rear | 2 |
| | | 21T 5781-A | Bushing-spring front and rear | 4 |
| | | B7T 5780-A | Pin-spring bracket front and rear | 4 |
| | | B7T 5776-A | Shackle-spring rear | 2 |
| | | B7T 5780-A | Pin-spring rear shackle | 2 |
| 73/76 | P350 | B3TZ 5775-B | Bracket-spring front | 2 |
| | | 59Y 5781-A | Bushing-spring front | 2 |
| | | 59Y 5780 | Pin-spring bracket front | 2 |
| | | TBAA 5775-A | Bracket-spring rear | 2 |
| | | B9D 5776-A | Shackle-spring rear | 2 |
| | | 59Y 5780 | Pin-spring bracket rear | 2 |
| | | 59Y 5780 | Pin-shackle rear | 2 |
| | | 61 5791-A | Bushing-shackle rear | 2 |

1973/79
TRUCK SERIES 100/500

| YEAR | MODEL/RESTRICTIONS | PART NUMBER | DESCRIPTION | QTY. |
|-------|--|-------------|---|-------------|
| 5775 | BRACKET (REAR SPRING SHACKLE) — Cont'd Spring shackle brackets and related parts are arranged below in parts lists form. The parts lists are in order by truck model. | | | |
| 73/76 | P400 | B3TZ 5775-B | Bracket-spring front | 2 |
| | | 59Y 5781-A | Bushing-spring front | 2 |
| | | 59Y 5780 | Pin-spring bracket front | 2 |
| | | TCAA 5775-A | Bracket-spring rear | 2 |
| | | B9D 5776-A | Shackle-spring rear | 2 |
| | | 59Y 5781-A | Bushing-spring rear | 2 |
| | | 59Y 5780 | Pin-spring bracket rear | 2 |
| | | 59Y 5780 | Pin-shackle rear | 2 |
| | | 61 5791-A | Bushing-shackle rear | 2 |
| 73/77 | P500 -- 137" W/B | B7T 5775-A | Bracket-spring front | 2 |
| | | 21T 5781-A | Bushing-spring front | 2 |
| | | B7T 5780-A | Pin-spring bracket front | 2 |
| | | B7T 5775-A | Bracket-spring rear | 2 |
| | | B7T 5776-A | Shackle-spring rear | 2 |
| | | 21T 5781-A | Bushing-spring rear | 2 |
| | | B7T 5780-A | Pin-spring bracket rear | 2 |
| | | B7T 5780-A | Pin-shackle rear | 2 |
| | | BB 5791-A | Bushing-shackle rear | 2 |
| 73/77 | P500 -- 154" W/B | B9TT 5775-A | Bracket-spring front | 2 |
| | | 21T 5781-A | Bushing-spring front | 2 |
| | | B7T 5780-A | Pin-spring bracket front | 2 |
| | | B9TT 5775-A | Bracket-spring rear | 2 |
| | | B7T 5776-A | Shackle-spring rear | 2 |
| | | 21T 5781-A | Bushing-spring rear | 2 |
| | | B7T 5780-A | Pin-spring bracket rear | 2 |
| | | B7T 5780-A | Pin-shackle rear | 2 |
| | | BB 5791-A | Bushing-shackle rear | 2 |
| 73/77 | B-F500 | 354580-S | (BB-167)-bolt (pin to shackle)-3/8"-16 x 3 1/4" | 2 |
| | | 72109-S7-8 | (N-70-A)-cotter pin (pin to shackle bracket)-3/16" x 2" | 1 |
| 73/77 | B-F-P500, M450, 500 | 351078-S8 | (BB-365)-bolt (pin to bracket)-7/16" - 20 x 2 1/2" Bolt (pin to shackle) | 4 2 |
| | | 72107-S | (N-56)-cotter pin-1/8"-2" | 2 |
| 73/ | E100/300 | 300918-S8 | (B-129-E)-bolt (bracket to shackle)-1/2"-13 x 4" long | 4 |
| 73/ | F100 -- 116" W/B | 34671-S8 | (M-67)-nut-7/16"-20 | 8 |
| | | 34807-S8 | (X-66)-lockwasher-3/8" | AR |
| | | 34808-S8 | (X-67)-lockwasher-7/16" | AR |
| | | 34809-S8 | (X-68)-lockwasher-1/2" | AR |
| | | 34426-S7 | (M-86)-locknut-9/16"-18 | AR |
| 73/ | F100 -- 116" W/B | 354726-S8 | (BB-231)-bolt (bracket to frame side member R.H. and L.H.-7/16"-20 x 1 5/16" | 8 |
| | F100 | 358955-S | (BB-400)-bolt (bracket to spring)-self-locking-9/16"-18 x 3 7/8" | 2 |
| | F100 | 373822-S7-8 | (BB-265-E)-bolt (shackle to rear shackle bolt)-9/16"-18 x 3 3/4" Bolt (rear spring to shackle) | 2 4 or 6 |
| 73/ | F250 | 376880-S7-8 | (BB-277-B)-bolt (rear spring to shackle)-5/8"-18 x 3 13/16" | 6 |
| | F100, B-F-P500 | 87901-S8 | (I-1)-fitting (shackle lubricator)-rear | 4 |
| | F250/350, P350/400 | 358032-S8 | (II-205)-fitting (shackle lubricator)-front and rear | 6 |
| | B-F-P500 | | Fitting (shackle lubricator)-front | 2 |

1973/79
TRUCK SERIES 100/500

| YEAR | MODEL/RESTRICTIONS | PART NUMBER | DESCRIPTION | QTY. |
|--|-----------------------------|---------------|---|------|
| 5775 BRACKET (REAR SPRING SHACKLE) — Cont'd | | | | |
| Spring shackle brackets and related parts are arranged below in parts lists form. The parts lists are in order by truck model. | | | | |
| 73/76 | P350/400 | 87914-S8 | (1-8) | 6 |
| | All | 352871-S2 | (BB-201-B)-bolt (bracket to frame)-hex. head-5/8"-11 x 2 1/2" | AR |
| 5776 Refer to group 5775 | | | | |
| 5780 Refer to groups 5335 or 5775 | | | | |
| 5781 BUSHING (STABILIZER BAR LINK) | | | | |
| 73/74 | F250/350 -- 2/W/D | D3TZ 5781-D | 1/2" I.D. x 1 3/8" O.D. x 1 1/8" long-rear axle | 2 |
| 75/ | E250/350, F100/350 -- 2/W/D | | Front axle | 2 |
| 5781 BUSHING (SPRING) | | | | |
| Part numbers are arranged by inner dia. dimensions | | | | |
| If application not listed below refer to group 5335 or 5775 | | | | |
| | | ★ DOHZ 5781-A | 9/16" I.D. x 1 3/8" O.D. x 2 3/4" long | |
| | | C8TZ 5781-A | 9/16" I.D. x 1 3/8" O.D. x 2 3/4" long | |
| | | D8UZ 5781-B | 9/16" I.D. x 1 3/8" O.D. x 3 1/2" long | |
| | | D3TZ 5781-A | 9/16" I.D. x 1 1/4" O.D. x 3" long | |
| | | D3TZ 5781-B | 9/16" I.D. x 1 1/4" O.D. x 3 1/2" long | |
| | | C5TZ 5781-A | 5/8" I.D. x 1 1/4" O.D. x 2 3/4" long | |
| | | C7TZ 5781-C | 5/8" I.D. x 1 9/32" O.D. x 2 3/4" long | |
| | | D1UZ 5781-A | 5/8" I.D. x 1 9/32" O.D. x 2 7/8" long | |
| | | C8TZ 5781-B | 5/8" I.D. x 1 3/8" O.D. x 2 3/4" long | |
| | | D3TZ 5781-E | 5/8" I.D. x 1 3/8" O.D. x 3 1/2" long (split) | |
| | | D5UZ 5781-A | 5/8" I.D. x 1 1/2" O.D. x 3 1/2" long (solid) | |
| | | D8UZ 5781-A | 5/8" I.D. x 1 1/2" O.D. x 3 1/2" long | |
| | | D3TZ 5781-D | 1/2" I.D. x 1 3/8" O.D. x 1 1/8" long | |
| | | C8TZ 5781-C | 1/2" I.D. x 1 7/8" O.D. x 2 7/8" long | |
| | | 21C 5781-A | 3/4" I.D. x 1" O.D. x 1 15/16" long | |
| | | 59Y 5781-A | 3/4" I.D. x 1" O.D. x 2 7/32" long | |
| | | 21T 5781-A | 1" I.D. x 1 1/4" O.D. x 2 15/32" long | |
| | | C2TZ 5781-A | 1 1/4" I.D. x 1 1/2" O.D. x 3" long | |
| 75/ | E-F250/350 | D3TZ 5781-D | Use with 5K483 link assy. | 2 |
| 5782 PIN (REAR SPRING SHACKLE PIN LOCKING) | | | | |
| 73/76 | P350/400 | 81T 5782 | Shackle end-3/8"-24 x 2 3/16" | 2 |
| 73/76 | P350/400 | 82Y 5782 | 3/8"-24 x 1 3/4" | 4 |
| 73 | P350/400 | 33800-S8 | (M-63)-nut-3/8"-24 | AR |
| | | 34847-S8 | (X-74)-lockwasher-3/8" | AR |
| 5783 BUMPER (REAR AXLE)—Also refer to groups 3019-20, 4730 | | | | |
| 73/ | F100/350 -- 2/W/D | D3TZ 5783-B | Auxiliary spring | 4 |
| 78/ | F250 -- 4/W/D | | | 4 |
| 79 | F350 -- 4/W/D | | | 4 |
| 73/77 | P500 -- 137" W/B, P400 | TCAA 5783-B | Rear | 2 |
| 73 | B-F500 | 20427-S8 | (B-158)-bolt (bumper to frame sidemember R.H. and L.H.)-5/16"-24 x 1 1/4" | 4 |

1973/79
TRUCK SERIES 100/500

| YEAR | MODEL/RESTRICTIONS | PART NUMBER | DESCRIPTION | QTY. |
|--|--------------------|-------------|---|------|
| 5783 BUMPER (REAR AXLE)—Also refer to groups 3019-20, 4730 — Cont'd | | | | |
| 73/ | F100/250, P350 | 20467-S7 | (B-160)—bolt (bumper to frame)—5/16"—24 x 1 1/2" Bolt (bumper to R.H. and L.H. sidemember) | 4 |
| | | 33797-S7 | (M-50)—nut—5/16"—18 | |
| | | 33798-S8 | (M-62)—nut—5/16"—24 | |
| | | 34806-S7 | (X-64)—lockwasher—5/16" | |
| 73/77 | P500 | 20387-S8 | (B-157)—bolt (bumper to frame sidemember R.H. and L.H.) | 4 |
| 5791 Refer to groups 5335 or 5775 | | | | |

| YEAR | MODEL / RESTRICTIONS | SEAT | | | CAP. | | | |
|--|--|-----------------------|-------------|--------------|------|-------------|----------------------|---|
| | | LOC. | PART NUMBER | QTY. | LOC. | PART NUMBER | QTY. | |
| 5793 SEAT (REAR SPRING) | | | | | | | | |
| NOTE 1 — Use D3TZ 5796-B for units with 3.54, 3.73 rear axle use D4TZ 5796-A for units without 3.54, 3.73 rear axle | | | | | | | | |
| 73/77 | B500 | -- Rockwell axle | R.H. | C2TZ 5793-B | 1 | R.H. | B7TZ 5796-B | 1 |
| | | | L.H. | C2TZ 5793-B | 1 | L.H. | B7TZ 5796-B | 1 |
| | | -- Eaton axle | R.H. | Part of axle | | R.H. | C6TZ 5796-A | 2 |
| | | | L.H. | Part of axle | | L.H. | C6TZ 5796-A | 2 |
| 73/74 | E100 | | R.H. | Part of axle | | R.H. | C5TZ 5796-D | 1 |
| | | | L.H. | Part of axle | | L.H. | C5TZ 5796-D | 1 |
| | E200 | | R.H. | Part of axle | | R.H. | ★C8UZ 5796-B | 1 |
| | | | L.H. | Part of axle | | L.H. | ★C8UZ 5796-B | 1 |
| | E300 | | R.H. | Part of axle | | R.H. | D1UZ 5796-A | 1 |
| | | | L.H. | Part of axle | | L.H. | D1UZ 5796-A | 1 |
| 75/ | E100/150 | | All | Part of axle | | All | D3TZ 5796-D | 2 |
| 75/78 | E250/350 | "Before Ser. BE5,001" | All | Part of axle | | All | D5UZ 5796-C | 2 |
| | | | | | | | (Top) D5UZ 5796-A | 2 |
| | | | | | | | (Bottom) | |
| 78/ | E250/350 | "From Ser. BE5,001" | All | Part of axle | | All | D8TZ 5796-A | 2 |
| 73/ | F100/150 -- 2/W/D | | R.H. | Part of axle | | R.H. | D3TZ 5796-D | 1 |
| | | | L.H. | Part of axle | | L.H. | D3TZ 5796-D | 1 |
| | | -- 4/W/D | R.H. | Part of axle | | R.H. | D3TZ 5796-B | 1 |
| | | | L.H. | Part of axle | | L.H. | D3TZ 5796-B | 1 |
| | F250 460 Eng. (exc. Crew Cab) -- 2/W/D | | R.H. | Part of axle | | R.H. | Note 1 | 1 |
| | | | L.H. | Part of axle | | L.H. | Note 1 | 1 |
| | F250-Exc. 460 eng.—(Exc. Crew Cab) -- 2/W/D | | R.H. | Part of axle | | R.H. | D3TZ 5796-B | 1 |
| | | | L.H. | Part of axle | | L.H. | D3TZ 5796-B | 1 |
| | F250 (Crew Cab) -- 2/W/D | | R.H. | Part of axle | | R.H. | D3TZ 5796-A | 1 |
| | | | L.H. | Part of axle | | L.H. | D3TZ 5796-A | 1 |
| | F250 -- 4/W/D -- "Before Ser. Y20,001" | | R.H. | Part of axle | | R.H. | D3TZ 5796-A | 1 |
| | | | L.H. | Part of axle | | L.H. | D3TZ 5796-A | 1 |
| | F250 -- 4/W/D -- "From Ser. Y20,001" | | All | Part of axle | | All | D3TZ 5796-B | 2 |
| | F350 -- 2/W/D | | R.H. | Part of axle | | R.H. | D3TZ 5796-C | 1 |
| | | | L.H. | Part of axle | | L.H. | D3TZ 5796-C | 1 |
| 79 | F350 -- 4/W/D | | R.H. | Part of axle | | R.H. | D3TZ 5796-B | 1 |
| | | | L.H. | Part of axle | | L.H. | D3TZ 5796-B | 1 |
| 73/77 | F500 | -- Rockwell axle | R.H. | C2TZ 5793-B | 1 | R.H. | B7TZ 5796-B | 1 |
| | | | L.H. | C2TZ 5793-B | 1 | L.H. | B7TZ 5796-B | 1 |
| | | -- Eaton axle | R.H. | Part of axle | | R.H. | C6TZ 5796-A | 2 |
| | | | L.H. | Part of axle | | L.H. | C6TZ 5796-A | 2 |

1973/79 TRUCK SERIES 100/500

| YEAR | MODEL / RESTRICTIONS | SEAT | | | CAP. | | | |
|---|----------------------|--------------|--------------|--------------|------|-------------|-------------|---|
| | | LOC. | PART NUMBER | QTY. | LOC. | PART NUMBER | QTY. | |
| 5793 SEAT (REAR SPRING) — Cont'd | | | | | | | | |
| NOTE 1 — Use D3TZ 5796-B for units with 3.54, 3.73 rear axle use D4TZ 5796-A for units without 3.54, 3.73 rear axle | | | | | | | | |
| 73/76 | P350 | -- 5.2M axle | R.H. | Part of axle | | R.H. | D3TZ 5796-A | 1 |
| | | | L.H. | Part of axle | | L.H. | D3TZ 5796-A | 1 |
| | | -- 7.4M axle | R.H. | Part of axle | | R.H. | C1TT 5796-Z | 1 |
| | | | L.H. | Part of axle | | L.H. | C1TT 5796-Z | 1 |
| | P400 | R.H. | Part of axle | | R.H. | C1TT 5796-Z | 1 | |
| | | L.H. | Part of axle | | L.H. | C1TT 5796-Z | 1 | |
| 73/77 | P500, M450/500 | R.H. | B6T 5793-A | 1 | R.H. | B7TZ 5796-B | 1 | |
| | | L.H. | B6T 5793-A | 1 | L.H. | B7TZ 5796-B | 1 | |
| | | | | | | | | |

5796 Refer to group 5793

5969 Refer to group 5775

HOW TO FIND ENGINE PARTS

1. IF THE ENGINE HAS AN ENGINE IDENTIFICATION TAG:

- a. See the explanation on page 2 as to where the tag is located and the use of "Change Level"
- b. Locate the engine cubic inch displacement (C.I.D.) shown on the engine tag.
- c. Use the engine C.I.D. and the Engine Parts List Index (on page 4) to find the engine parts list required

EXAMPLE: If the Engine Identification Tag shows engine C.I.D. to be 302, then the Engine Parts List Index shows that parts for that engine are listed in Parts List Section 60.2.

2. IF THE VEHICLE SERIAL NUMBER IS KNOWN:

- a. Determine the engine cubic inch displacement (C.I.D.) from the General Information Section of this catalog, using the fourth character of the vehicle serial number.
- b. Use the engine C.I.D. and the Engine Parts List Index (on page 4) to find the engine parts list required.

EXAMPLE: A 1973 F350 model with serial prefix F35H has a 390 C.I.D. engine, as shown for engine code "H" in the General Information Section. The Engine Parts List Index (Section 60 page 4) shows parts for this engine are listed in Parts List Section 60.4.

3. IF THE ENGINE CUBIC INCH DISPLACEMENT (C.I.D.) IS KNOWN, USE THE ENGINE PARTS LIST INDEX (SEC. 60, PAGE 4) TO FIND THE CORRECT ENGINE PARTS LIST SECTION.

The following methods can be used to identify the 351 engines.

| <u>Item</u> | <u>351W</u> | <u>351C & M</u> |
|---|---|--|
| Number of bolts attaching valve cover on exhaust manifold side. | 3 | 4 |
| Type of Front Cover. | Bolted to Cylinder Block. | Cast as part of Cylinder Block. |
| Thermostat Housing | Bolts horizontal and mounts to intake manifold | Bolts vertical and mounts to front cover. |
| Fuel Pump | Attaching Bolts side by side (horizontal plane) | Attaching Bolts one above the other (vertical plane) |

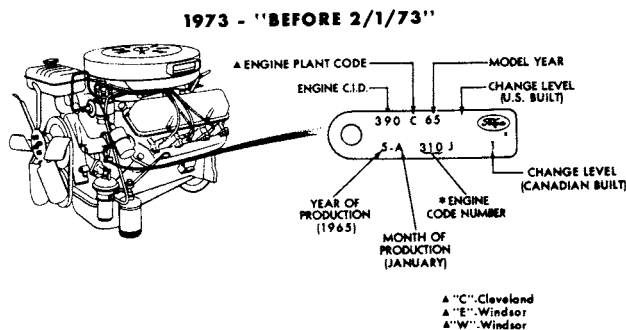
1973/79 TRUCK SERIES 100/500

ENGINE IDENTIFICATION TAG

IN ALL INQUIRES ALWAYS FURNISH THE COMPLETE TAG IDENTIFICATION INFORMATION

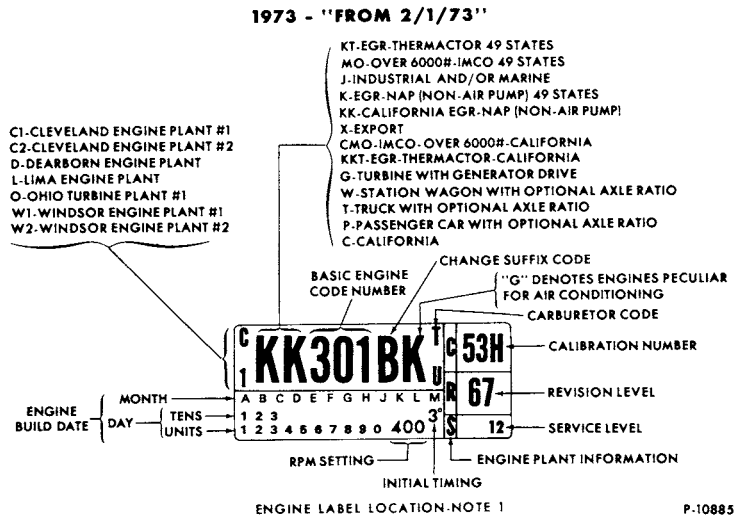
All engines for 1973/ include an engine identification tag. This tag describes C.I.D., model year, year and month of production, change level number and engine calibration information. The catalog uses the change level number in the same manner as date restriction information is presently used. The change level number is advanced only when a replacing part or assembly being introduced and the old part or assembly it replaces are not completely interchangeable. All engine code numbers consists of a basic number, a suffix and in some cases a prefix. Generally the basic number is adequate for engine identification, if additional information is needed the prefix or suffix is included. These Engine Code Numbers and their designations are listed in the Engine Identification Chart which follows.

1973 - "BEFORE 2/1/73"



*Except when indicated in the chart below prefixes and suffixes are for Ford Motor Company use only and do not affect engine identification.

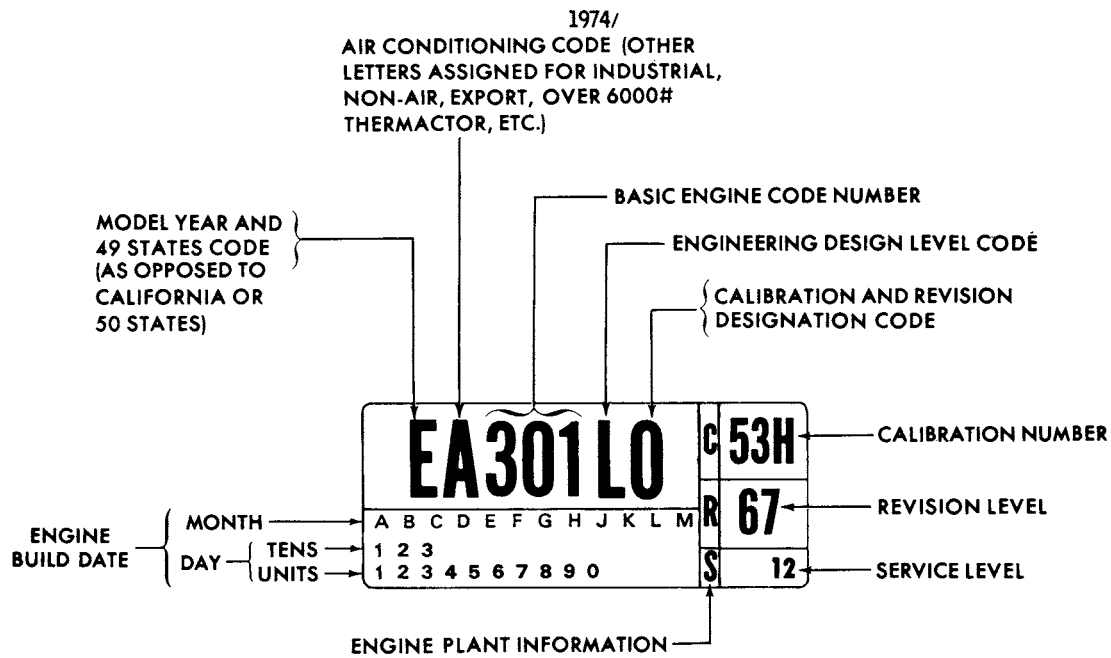
1973/79
TRUCK SERIES 100/500



NOTE 1 - New label (decal) installations will be made as follows:

| ENGINE TYPE | LOCATION |
|---|--------------------------------------|
| 6 Cylinder 240, 300 L/D | Front of Rocker Cover |
| 8 Cylinder 302, 330, 351, 360, 390, 460 | Front of the Right Hand Rocker Cover |

1973/79
TRUCK SERIES 100/500



ENGINE LABEL LOCATION-NOTE 1

P-10886

ENGINE PARTS LISTS

Engine parts are cataloged in separate sections for each related family or group of engines as follows:

| | ENGINE GROUP | PARTS LIST SECTION |
|--------|---|--------------------|
| 6 CYL. | 3.9L(240 C.I.D.)4.9L(300L/D,H/D C.I.D.) | 60.1 |
| 8 CYL. | 5.0L(302 C.I.D.) | 60.2 |
| | 5.4L(330M/D C.I.D.) | 60.3 |
| | 5.8LW(351W C.I.D.) | 60.4 |
| | 5.8LM(351M C.I.D.)6.6L(400 C.I.D.) | 60.5 |
| | 5.9L(360 C.I.D.)6.4L(390 C.I.D.) | 60.6 |
| | 7.5(460 C.I.D.) | 60.7 |

NOTE 1 - New label (decal) installations will be made as follows:

| ENGINE TYPE | LOCATION |
|--|--------------------------------------|
| 6 Cylinder 240, 300 L/D | Front of Rocker Cover |
| 8 Cylinder 302, 330, 351, 360, 390, 400, 460 | Front of the Right Hand Rocker Cover |

1973/79 TRUCK SERIES 100/500

ENGINE IDENTIFICATION CHART & ENGINE CROSS REFERENCE GUIDE

See explanation under "How to Find Engine Parts" on page 1 of this section

| IDENT. TAG CODE | CYL. | DISP. | CARB. | WARRANTY PLATE CODE | PARTS LIST NO. | IDENT. TAG CODE | CYL. | DISP. | CARB. | WARRANTY PLATE CODE | PARTS LIST NO. |
|------------------------------------|------|---------|-------|---------------------------|----------------------|-----------------------|------|-------|-------|---------------------------|----------------------|
| ENGINE IDENTIFICATION CHART | | | | | | | | | | | |
| K 107 A | 6 | 240 | F-1 | A | 60.1 | JG251AB | 6 | 300 | F-1 | B | 60.1 |
| K 107 B | 6 | 240 | F-1 | A | 60.1 | JG251AC | 6 | 300 | F-1 | B | 60.1 |
| KK 107 A | 6 | 240 | F-1 | A | 60.1 | 9K251AA | 6 | 4.9L | F-1 | B | 60.1 |
| KK 107 B | 6 | 240 | F-1 | A | 60.1 | HG253AA | 6 | 300 | F-1 | B | 60.1 |
| K 109 A | 6 | 240 | F-1 | A | 60.1 | HK253BA | 6 | 300 | F-1 | B | 60.1 |
| K 109 B | 6 | 240 | F-1 | A | 60.1 | JG253AA | 6 | 300 | F-1 | B | 60.1 |
| K 109 C | 6 | 240 | F-1 | A | 60.1 | JG253AB | 6 | 300 | F-1 | B | 60.1 |
| KK 109 A | 6 | 240 | F-1 | A | 60.1 | JG253AC | 6 | 300 | F-1 | B | 60.1 |
| KK 109 B | 6 | 240 | F-1 | A | 60.1 | KK253A | 6 | 4.9L | F-1 | B | 60.1 |
| KK 109 C | 6 | 240 | F-1 | A | 60.1 | EG 255 L0 | 6 | 240 | F-1 | A | 60.1 |
| K 111 A | 6 | 240 | F-1 | A | 60.1 | HK255BA | 6 | 300 | F-1 | B | 60.1 |
| K 119 A | 6 | 240 | F-1 | A | 60.1 | JG255AA | 6 | 300 | F-1 | B | 60.1 |
| K 119 B | 6 | 240 | F-1 | A | 60.1 | JG255AB | 6 | 300 | F-1 | B | 60.1 |
| K 119 C | 6 | 240 | F-1 | A | 60.1 | EG 256 L0 | 6 | 240 | F-1 | A | 60.1 |
| KK 119 A | 6 | 240 | F-1 | A | 60.1 | HG256AA | 6 | 300 | F-1 | B | 60.1 |
| KK 119 B | 6 | 240 | F-1 | A | 60.1 | HK256BA | 6 | 300 | F-1 | B | 60.1 |
| KK 119 C | 6 | 240 | F-1 | A | 60.1 | JG256AA | 6 | 300 | F-1 | B | 60.1 |
| K 120 A | 6 | 240 | F-1 | A | 60.1 | JG256AC | 6 | 300 | F-1 | B | 60.1 |
| K 120 B | 6 | 240 | F-1 | A | 60.1 | JG256AD | 6 | 300 | F-1 | B | 60.1 |
| K 120 C | 6 | 240 | F-1 | A | 60.1 | 9K256AA | 6 | 4.9L | F-1 | B | 60.1 |
| KK 120 A | 6 | 240 | F-1 | A | 60.1 | HG258AA | 6 | 300 | F-1 | B | 60.1 |
| KK 120 B | 6 | 240 | F-1 | A | 60.1 | HK258BA | 6 | 300 | F-1 | B | 60.1 |
| KK 120 C | 6 | 240 | F-1 | A | 60.1 | XK259AA | 6 | 4.9L | F-1 | B | 60.1 |
| K 121 A | 6 | 240 | F-1 | A | 60.1 | JG260AA | 6 | 300 | F-1 | B | 60.1 |
| K 121 B | 6 | 240 | F-1 | A | 60.1 | JG260AC | 6 | 300 | F-1 | B | 60.1 |
| KK 121 A | 6 | 240 | F-1 | A | 60.1 | MK 260 AA | 6 | 300 | F-1 | B | 60.1 |
| KK 121 B | 6 | 240 | F-1 | A | 60.1 | RK261CA | 6 | 4.9L | F-1 | B | 60.1 |
| MO 132 A | 6 | 300 L/D | F-1 | B | 60.1 | MK 262 AA | 6 | 300 | F-1 | B | 60.1 |
| MO 133 A | 6 | 300 L/D | F-1 | B | 60.1 | 9K 262 AA | 6 | 4.9L | F-1 | B | 60.1 |
| MO 135 A | 6 | 300 L/D | F-1 | B | 60.1 | GK 263 AA | 6 | 300 | F-1 | B | 60.1 |
| MO 136 A | 6 | 300 L/D | F-1 | B | 60.1 | RG 263 L0 | 6 | 300 | F-1 | B | 60.1 |
| MO 136 B | 6 | 300 L/D | F-1 | B | 60.1 | TK 263 AA | 6 | 300 | F-1 | B | 60.1 |
| MO 137 A | 6 | 300 L/D | F-1 | B | 60.1 | UG263AA | 6 | 300 | F-1 | B | 60.1 |
| MO 137 B | 6 | 300 L/D | F-1 | B | 60.1 | UK263BA | 6 | 300 | F-1 | B | 60.1 |
| MO 140 A | 6 | 300 L/D | F-1 | B | 60.1 | WG263BA | 6 | 300 | F-1 | B | 60.1 |
| MO 140 B | 6 | 300 L/D | F-1 | B | 60.1 | WG263BB | 6 | 300 | F-1 | B | 60.1 |
| MO 141 A | 6 | 300 L/D | F-1 | B | 60.1 | GE 264 AA | 6 | 300 | F-1 | B | 60.1 |
| MO 141 B | 6 | 300 L/D | F-1 | B | 60.1 | HE264BA | 6 | 300 | F-1 | B | 60.1 |
| MO 142 A | 6 | 300 L/D | F-1 | B | 60.1 | HE264BB | 6 | 300 | F-1 | B | 60.1 |
| EG 236 L0 | 6 | 240 | F-1 | A | 60.1 | TE 264 AA | 6 | 300 | F-1 | B | 60.1 |
| EG 237 L0 | 6 | 240 | F-1 | A | 60.1 | WG264BA | 6 | 300 | F-1 | B | 60.1 |
| EG 242 L0 | 6 | 240 | F-1 | A | 60.1 | 4E 264 L0 | 6 | 300 | F-1 | B | 60.1 |
| GK 243 AA | 6 | 300 | F-1 | B | 60.1 | RG 265 L0 | 6 | 300 | F-1 | B | 60.1 |
| EG 244 L0 | 6 | 240 | F-1 | A | 60.1 | MK 265 AA | 6 | 300 | F-1 | B | 60.1 |
| EG 245 L0 | 6 | 240 | F-1 | A | 60.1 | NK265AA | 6 | 300 | F-1 | B | 60.1 |
| GK 248 AA | 6 | 300 | F-1 | B | 60.1 | PK265AA | 6 | 300 | F-1 | B | 60.1 |
| GK 250 AA | 6 | 300 | F-1 | B | 60.1 | FE 266 AA | 6 | 300 | F-1 | B | 60.1 |
| HG250AA | 6 | 300 | F-1 | B | 60.1 | GE 266 AA | 6 | 300 | F-1 | B | 60.1 |
| HK250BA | 6 | 300 | F-1 | B | 60.1 | HE266BA | 6 | 300 | F-1 | B | 60.1 |
| JG 250 AA | 6 | 300 | F-1 | B | 60.1 | HE266BB | 6 | 300 | F-1 | B | 60.1 |
| JG 250 AC | 6 | 300 | F-1 | B | 60.1 | JE266AA | 6 | 300 | F-1 | B | 60.1 |
| 9K 250 AA | 6 | 4.9L | F-1 | B | 60.1 | SE 266 AA | 6 | 300 | F-1 | B | 60.1 |
| EG 251 L0 | 6 | 240 | F-1 | A | 60.1 | TE 266 AA | 6 | 300 | F-1 | B | 60.1 |
| GK 251 AA | 6 | 300 | F-1 | B | 60.1 | UE266AA | 6 | 300 | F-1 | B | 60.1 |
| HG251AA | 6 | 300 | F-1 | B | 60.1 | WE266AA | 6 | 300 | F-1 | B | 60.1 |
| HK251BA | 6 | 300 | F-1 | B | 60.1 | 4E 266 L0 | 6 | 300 | F-1 | B | 60.1 |
| JG251AA | 6 | 300 | F-1 | B | 60.1 | 9K 266 AA | 6 | 4.9L | F-1 | B | 60.1 |

1973/79
TRUCK SERIES 100/500

ENGINE IDENTIFICATION CHART &
ENGINE CROSS REFERENCE GUIDE

See explanation under "How to Find Engine Parts" on page 1 of this section

| IDENT. TAG CODE | CYL. | DISP. | CARB. | WARRANTY PLATE CODE | PARTS LIST NO. | IDENT. TAG CODE | CYL. | DISP. | CARB. | WARRANTY PLATE CODE | PARTS LIST NO. |
|---|------|----------|-------|---------------------|----------------|-----------------|------|-------|-------|---------------------|----------------|
| ENGINE IDENTIFICATION CHART — Cont'd | | | | | | | | | | | |
| FK 267 AA | 6 | 300 | F-1 | B | 60.1 | HE 279 BA | 6 | 300 | F-1 | B | 60.1 |
| GK 268 AA | 6 | 300 | F-1 | B | 60.1 | HE 279 BB | 6 | 300 | F-1 | B | 60.1 |
| WG268BA | 6 | 300 | F-1 | B | 60.1 | JE279AA | 6 | 300 | F-1 | B | 60.1 |
| WG268BB | 6 | 300 | F-1 | B | 60.1 | KK 279 BA | 6 | 4.9L | F-1 | B | 60.1 |
| JG269AA | 6 | 300 | F-1 | B | 60.1 | SE 279 AA | 6 | 300 | F-1 | B | 60.1 |
| JG269AB | 6 | 300 | F-1 | B | 60.1 | TE 279 AA | 6 | 300 | F-1 | B | 60.1 |
| 4E 269 L0 | 6 | 300 | F-1 | B | 60.1 | UE 279 AA | 6 | 300 | F-1 | B | 60.1 |
| KK 269 AA | 6 | 4.9L | F-1 | B | 60.1 | UE 279 BA | 6 | 300 | F-1 | B | 60.1 |
| FK 270 AA | 6 | 300 | F-1 | B | 60.1 | WE279AA | 6 | 300 | F-1 | B | 60.1 |
| GK 270 AA | 6 | 300 | F-1 | B | 60.1 | 4E 279 L0 | 6 | 300 | F-1 | B | 60.1 |
| SK 270 AA | 6 | 300 | F-1 | B | 60.1 | SK 280 AA | 6 | 300 | F-1 | B | 60.1 |
| FK 271 AA | 6 | 300 | F-1 | B | 60.1 | TK 280 AA | 6 | 300 | F-1 | B | 60.1 |
| GK 271 AA | 6 | 300 | F-1 | B | 60.1 | UG 280 AA | 6 | 300 | F-1 | B | 60.1 |
| RG 271 L0 | 6 | 300 | F-1 | B | 60.1 | UG 280 BA | 6 | 300 | F-1 | B | 60.1 |
| SK 271 AA | 6 | 300 | F-1 | B | 60.1 | FE 281 AA | 6 | 300 | F-1 | B | 60.1 |
| TK 271 AA | 6 | 300 | F-1 | B | 60.1 | GE 281 AA | 6 | 300 | F-1 | B | 60.1 |
| UG 271 AA | 6 | 300 | F-1 | B | 60.1 | HE 281 BA | 6 | 300 | F-1 | B | 60.1 |
| UK 271 BA | 6 | 300 | F-1 | B | 60.1 | HE 281 BB | 6 | 300 | F-1 | B | 60.1 |
| WG271BA | 6 | 300 | F-1 | B | 60.1 | JE281AA | 6 | 300 | F-1 | B | 60.1 |
| WG271BB | 6 | 300 | F-1 | B | 60.1 | KK 281 DA | 6 | 4.9L | F-1 | B | 60.1 |
| FE 272 AA | 6 | 300 | F-1 | B | 60.1 | SE 281 AA | 6 | 300 | F-1 | B | 60.1 |
| GE 272 AA | 6 | 300 | F-1 | B | 60.1 | TE 281 AA | 6 | 300 | F-1 | B | 60.1 |
| HE 272 BA | 6 | 300 | F-1 | B | 60.1 | UE 281 AA | 6 | 300 | F-1 | B | 60.1 |
| HE 272 BB | 6 | 300 | F-1 | B | 60.1 | 4E 281 L0 | 6 | 300 | F-1 | B | 60.1 |
| SE 272 AA | 6 | 300 | F-1 | B | 60.1 | K 282 A | 8 | 302 | F-2 | G | 60.2 |
| TE 272 AA | 6 | 300 | F-1 | B | 60.1 | K 282 AG | 8 | 302 | F-2 | G | 60.2 |
| UE 272 AA | 6 | 300 | F-1 | B | 60.1 | KK 282 A | 8 | 302 | F-2 | G | 60.2 |
| 4E 272 L0 | 6 | 300 | F-1 | B | 60.1 | KK 282 AG | 8 | 302 | F-2 | G | 60.2 |
| FK 273 AA | 6 | 300 | F-1 | B | 60.1 | FE 283AA | 6 | 300 | F-1 | B | 60.1 |
| MK 273 AA | 6 | 300 | F-1 | B | 60.1 | GE 283 AA | 6 | 300 | F-1 | B | 60.1 |
| NK 273 AA | 6 | 300 | F-1 | B | 60.1 | HE 283 BB | 6 | 300 | F-1 | B | 60.1 |
| RG 273 L0 | 6 | 300 | F-1 | B | 60.1 | K 283 B | 8 | 302 | F-2 | G | 60.2 |
| PK273AA | 6 | 300 | F-1 | B | 60.1 | KK 283 B | 8 | 302 | F-2 | G | 60.2 |
| KK 273 DA | 6 | 4.9L | F-1 | B | 60.1 | SE 283 AA | 6 | 300 | F-1 | B | 60.1 |
| FE 277 AA | 6 | 300 | F-1 | B | 60.1 | TE 283 AA | 6 | 300 | F-1 | B | 60.1 |
| GE 277 AA | 6 | 300 | F-1 | B | 60.1 | UE 283 AA | 6 | 300 | F-1 | B | 60.1 |
| HE 277 BA | 6 | 300 | F-1 | B | 60.1 | 4E 283 L0 | 6 | 300 | F-1 | B | 60.1 |
| HE 277 BB | 6 | 300 | F-1 | B | 60.1 | K 284 A | 8 | 302 | F-2 | G | 60.2 |
| JE277AA | 6 | 300 | F-1 | B | 60.1 | K 284 B | 8 | 302 | F-2 | G | 60.2 |
| SE 277 AA | 6 | 300 | F-1 | B | 60.1 | KK 284 A | 8 | 302 | F-2 | G | 60.2 |
| TE 277 AA | 6 | 300 | F-1 | B | 60.1 | KK 284 B | 8 | 302 | F-2 | G | 60.2 |
| UE 277 AA | 6 | 300 | F-1 | B | 60.1 | 4E 284 L0 | 6 | 300 | F-1 | B | 60.1 |
| WE277AA | 6 | 300 | F-1 | B | 60.1 | FE 285 AA | 6 | 300 | F-1 | B | 60.1 |
| 9L 277 AA | 6 | 4.9L L/D | F-1 | B | 60.1 | GE 285 AA | 6 | 300 | F-1 | B | 60.1 |
| FE 278 AA | 6 | 300 | F-1 | B | 60.1 | HE 285 BB | 6 | 300 | F-1 | B | 60.1 |
| GE 278 AA | 6 | 300 | F-1 | B | 60.1 | K 285 A | 8 | 302 | F-2 | G | 60.2 |
| HE 278 BA | 6 | 300 | F-1 | B | 60.1 | K 285 B | 8 | 302 | F-2 | G | 60.2 |
| HE 278 BB | 6 | 300 | F-1 | B | 60.1 | KK 285 A | 8 | 302 | F-2 | G | 60.2 |
| JE278AA | 6 | 300 | F-1 | B | 60.1 | KK 285 B | 8 | 302 | F-2 | G | 60.2 |
| SE 278 AA | 6 | 300 | F-1 | B | 60.1 | SE 285 AA | 6 | 300 | F-1 | B | 60.1 |
| TE 278 AA | 6 | 300 | F-1 | B | 60.1 | TE 285 AA | 6 | 300 | F-1 | B | 60.1 |
| UE 278 AA | 6 | 300 | F-1 | B | 60.1 | UE 285 AA | 6 | 300 | F-1 | B | 60.1 |
| WE278AA | 6 | 300 | F-1 | B | 60.1 | 4E 285 L0 | 6 | 300 | F-1 | B | 60.1 |
| 9L 278 AA | 6 | 4.9L L/D | F-1 | B | 60.1 | JE286AA | 6 | 300 | F-1 | B | 60.1 |
| FE 279 AA | 6 | 300 | F-1 | B | 60.1 | K 286 A | 8 | 302 | F-2 | G | 60.2 |
| GE 279 AA | 6 | 300 | F-1 | B | 60.1 | K 286 B | 8 | 302 | F-2 | G | 60.2 |

**1973/79
TRUCK SERIES 100/500**

**ENGINE IDENTIFICATION CHART &
ENGINE CROSS REFERENCE GUIDE**

See explanation under "How to Find Engine Parts" on page 1 of this section

| IDENT. TAG CODE | CYL. | DISP. | CARB. | WARRANTY PLATE CODE | PARTS LIST NO. | IDENT. TAG CODE | CYL. | DISP. | CARB. | WARRANTY PLATE CODE | PARTS LIST NO. |
|---|------|----------|-------|---------------------|----------------|-----------------|------|---------|-------|---------------------|----------------|
| ENGINE IDENTIFICATION CHART — Cont'd | | | | | | | | | | | |
| KK 286 A | 8 | 302 | F-2 | G | 60.2 | K 299 AG | 8 | 302 | F-2 | G | 60.2 |
| KK 286 B | 8 | 302 | F-2 | G | 60.2 | KK 299 A | 8 | 302 | F-2 | G | 60.2 |
| K 289 A | 8 | 302 | F-2 | G | 60.2 | KK 299 AG | 8 | 302 | F-2 | G | 60.2 |
| K 289 B | 8 | 302 | F-2 | G | 60.2 | JE 299 AA | 6 | 300H/D | F-1 | B | 60.1 |
| KK 289 B | 8 | 302 | F-2 | G | 60.2 | 9L 299AA | 6 | 300 H/D | F-1 | B | 60.1 |
| K 290 A | 8 | 302 | F-2 | G | 60.2 | CMO 301 A | 8 | 360 | F-2 | Y | 60.6 |
| K 290 B | 8 | 302 | F-2 | G | 60.2 | K 301 A | 8 | 360 | F-2 | Y | 60.6 |
| KC 290 AG | 8 | 302 | F-2 | G | 60.2 | K 301 B | 8 | 360 | F-2 | Y | 60.6 |
| KK 290 A | 8 | 302 | F-2 | G | 60.2 | K 301 C | 8 | 360 | F-2 | Y | 60.6 |
| KK 290 B | 8 | 302 | F-2 | G | 60.2 | KK 301 A | 8 | 360 | F-2 | Y | 60.6 |
| MO 290 A | 8 | 302 | F-2 | G | 60.2 | KK 301 B | 8 | 360 | F-2 | Y | 60.6 |
| MO 290 B | 8 | 302 | F-2 | G | 60.2 | KK 301 C | 8 | 360 | F-2 | Y | 60.6 |
| MO 290 AG | 8 | 302 | F-2 | G | 60.2 | KK 301 D | 8 | 360 | F-2 | Y | 60.6 |
| MO 290 BG | 8 | 302 | F-2 | G | 60.2 | KO 301 A | 8 | 360 | F-2 | Y | 60.6 |
| K 291 A | 8 | 302 | F-2 | G | 60.2 | MO 301 A | 8 | 360 | F-2 | Y | 60.6 |
| K 291 B | 8 | 302 | F-2 | G | 60.2 | K 302 C | 8 | 360 | F-2 | Y | 60.6 |
| KK 291 A | 8 | 302 | F-2 | G | 60.2 | KK 302 D | 8 | 360 | F-2 | Y | 60.6 |
| KK 291 B | 8 | 302 | F-2 | G | 60.2 | K 303 C | 8 | 360 | F-2 | Y | 60.6 |
| KC 291 A | 8 | 302 | F-2 | G | 60.2 | KK 303 D | 8 | 360 | F-2 | Y | 60.6 |
| MO 291 A | 8 | 302 | F-2 | G | 60.2 | K 304 A | 8 | 360 | F-2 | Y | 60.6 |
| MO 291 B | 8 | 302 | F-2 | G | 60.2 | KK 304 B | 8 | 360 | F-2 | Y | 60.6 |
| K 292 A | 8 | 302 | F-2 | G | 60.2 | KO 304 A | 8 | 360 | F-2 | Y | 60.6 |
| K 292 B | 8 | 302 | F-2 | G | 60.2 | MO 304 A | 8 | 360 | F-2 | Y | 60.6 |
| K 292 AG | 8 | 302 | F-2 | G | 60.2 | CMO 304 A | 8 | 360 | F-2 | Y | 60.6 |
| K 292 BG | 8 | 302 | F-2 | G | 60.2 | K 305 B | 8 | 360 | F-2 | Y | 60.6 |
| KK 292 A | 8 | 302 | F-2 | G | 60.2 | KK 305 C | 8 | 360 | F-2 | Y | 60.6 |
| KK 292 B | 8 | 302 | F-2 | G | 60.2 | KK 305 C | 8 | 360 | F-2 | Y | 60.6 |
| KK 292 AG | 8 | 302 | F-2 | G | 60.2 | CMO 306 A | 8 | 360 | F-2 | Y | 60.6 |
| KK 292 BG | 8 | 302 | F-2 | G | 60.2 | MO 306 A | 8 | 390 | F-2 | H | 60.6 |
| K 293 A | 8 | 302 | F-2 | G | 60.2 | KO 307 A | 8 | 390 | F-2 | H | 60.6 |
| K 293 B | 8 | 302 | F-2 | G | 60.2 | CMO 307 A | 8 | 360 | F-2 | Y | 60.6 |
| K 293 AG | 8 | 302 | F-2 | G | 60.2 | MO 307 A | 8 | 390 | F-2 | H | 60.6 |
| K 293 BG | 8 | 302 | F-2 | G | 60.2 | K 308 A | 8 | 360 | F-2 | Y | 60.6 |
| KK 293 A | 8 | 302 | F-2 | G | 60.2 | K 308 B | 8 | 360 | F-2 | Y | 60.6 |
| KK 293 B | 8 | 302 | F-2 | G | 60.2 | KK 308 C | 8 | 360 | F-2 | Y | 60.6 |
| KK 293 C | 8 | 302 | F-2 | G | 60.2 | KO 308 A | 8 | 360 | F-2 | Y | 60.6 |
| KK 293 AG | 8 | 302 | F-2 | G | 60.2 | CMO 308 A | 8 | 360 | F-2 | Y | 60.6 |
| KK 293 BG | 8 | 302 | F-2 | G | 60.2 | MO 308 A | 8 | 360 | F-2 | Y | 60.6 |
| KK 293 CG | 8 | 302 | F-2 | G | 60.2 | MO 310 A | 8 | 360 | F-2 | Y | 60.6 |
| 9L 293 BA | 6 | 4.9L L/D | F-1 | B | 60.1 | CMO 310 A | 8 | 360 | F-2 | Y | 60.6 |
| 9L 294 AA | 6 | 4.9L L/D | F-1 | B | 60.1 | K 312 A | 8 | 360 | F-2 | Y | 60.6 |
| K 295 A | 8 | 302 | F-2 | G | 60.2 | KK 312 B | 8 | 360 | F-2 | Y | 60.6 |
| K 295 B | 8 | 302 | F-2 | G | 60.2 | K 314 A | 8 | 360 | F-2 | Y | 60.6 |
| KK 295 A | 8 | 302 | F-2 | G | 60.2 | KK 314 B | 8 | 360 | F-2 | Y | 60.6 |
| KK 295 B | 8 | 302 | F-2 | G | 60.2 | K 325 A | 8 | 390 | F-2 | H | 60.6 |
| JE 296 AA | 6 | 300H/D | F-1 | B | 60.1 | K 325 B | 8 | 390 | F-2 | H | 60.6 |
| 9L 296AA | 6 | 300 H/D | F-1 | B | 60.1 | K 325 C | 8 | 390 | F-2 | H | 60.6 |
| JE 297 AA | 6 | 300H/D | F-1 | B | 60.1 | KK 325 A | 8 | 390 | F-2 | H | 60.6 |
| 9L 297AA | 6 | 300 H/D | F-1 | B | 60.1 | KK 325 B | 8 | 390 | F-3 | H | 60.6 |
| K 298 A | 8 | 302 | F-2 | G | 60.2 | KK 325 C | 8 | 390 | F-2 | H | 60.6 |
| K 298 B | 8 | 302 | F-2 | G | 60.2 | K 327 A | 8 | 390 | F-2 | H | 60.6 |
| KK 298 A | 8 | 302 | F-2 | G | 60.2 | K 327 B | 8 | 390 | F-2 | H | 60.6 |
| KK 298 B | 8 | 302 | F-2 | G | 60.2 | K 327 C | 8 | 390 | F-2 | H | 60.6 |
| JE 298 AA | 6 | 300H/D | F-1 | B | 60.1 | KK 327 A | 8 | 390 | F-2 | H | 60.6 |
| 9L 298AA | 6 | 300 H/D | F-1 | B | 60.1 | KK 327 B | 8 | 390 | F-2 | H | 60.6 |
| K 299 A | 8 | 302 | F-2 | G | 60.2 | KK 327 C | 8 | 390 | F-2 | H | 60.6 |

1973/79
TRUCK SERIES 100/500

**ENGINE IDENTIFICATION CHART &
ENGINE CROSS REFERENCE GUIDE**

See explanation under "How to Find Engine Parts" on page 1 of this section

| IDENT. TAG CODE | CYL. | DISP. | CARB. | WARRANTY PLATE CODE | PARTS LIST NO. | IDENT. TAG CODE | CYL. | DISP. | CARB. | WARRANTY PLATE CODE | PARTS LIST NO. |
|---|------|-------|-------|---------------------|----------------|-----------------|------|-------|-------|---------------------|----------------|
| ENGINE IDENTIFICATION CHART — Cont'd | | | | | | | | | | | |
| EG 331 L0 | 8 | 302 | F-2 | G | 60.2 | RB 360 L2 | 8 | 302 | F-2 | G | 60.2 |
| RG 331 L0 | 8 | 302 | F-2 | G | 60.2 | SF 360 AA | 8 | 302 | F-2 | G | 60.2 |
| EG 332 L0 | 8 | 302 | F-2 | G | 60.2 | SF 360 AB | 8 | 302 | F-2 | G | 60.2 |
| EG 333 L0 | 8 | 302 | F-2 | G | 60.2 | SJ 360 AA | 8 | 302 | F-2 | G | 60.2 |
| EG 334 L0 | 8 | 302 | F-2 | G | 60.2 | SJ 360 AB | 8 | 302 | F-2 | G | 60.2 |
| RG 334 L0 | 8 | 302 | F-2 | G | 60.2 | EA 361 L0 | 8 | 302 | F-2 | G | 60.2 |
| RG 334 L1 | 8 | 302 | F-2 | G | 60.2 | EB 361 L0 | 8 | 302 | F-2 | G | 60.2 |
| EG 335 L0 | 8 | 302 | F-2 | G | 60.2 | FF 361 AA | 8 | 302 | F-2 | G | 60.2 |
| EG 336 L0 | 8 | 302 | F-2 | G | 60.2 | FJ 361 AA | 8 | 302 | F-2 | G | 60.2 |
| EG 339 L0 | 8 | 302 | F-2 | G | 60.2 | HK 361 BA | 8 | 302 | F-2 | G | 60.2 |
| KK 341 BB | 8 | 5.0L | F-2 | G | 60.2 | JK361AA | 8 | 302 | F-2 | G | 60.2 |
| EG 342 L0 | 8 | 302 | F-2 | G | 60.2 | JK361BA | 8 | 302 | F-2 | G | 60.2 |
| XK 342 AB | 8 | 5.0L | F-2 | G | 60.2 | RA 361 L1 | 8 | 302 | F-2 | G | 60.2 |
| EG 344 L0 | 8 | 302 | F-2 | G | 60.2 | RB 361 L1 | 8 | 302 | F-2 | G | 60.2 |
| XK 344 AB | 8 | 5.0L | F-2 | G | 60.2 | SF 361 AA | 8 | 302 | F-2 | G | 60.2 |
| KK 346 AB | 8 | 5.0L | F-2 | G | 60.2 | SJ 361 AA | 8 | 302 | F-2 | G | 60.2 |
| 9K 348 AC | 8 | 5.0L | F-2 | G | 60.2 | SF 361 AB | 8 | 302 | F-2 | G | 60.2 |
| KK 350 AA | 8 | 5.0L | F-2 | G | 60.2 | SJ 361 AB | 8 | 302 | F-2 | G | 60.2 |
| XK 350 AB | 8 | 5.0L | F-2 | G | 60.2 | EA 362 L0 | 8 | 302 | F-2 | G | 60.2 |
| HK 351 BA | 8 | 302 | F-2 | G | 60.2 | EB 362 L0 | 8 | 302 | F-2 | G | 60.2 |
| JG351AA | 8 | 302 | F-2 | G | 60.2 | JK362AA | 8 | 302 | F-2 | G | 60.2 |
| JG351BA | 8 | 302 | F-2 | G | 60.2 | JK362BA | 8 | 302 | F-2 | G | 60.2 |
| TK 351 AA | 8 | 302 | F-2 | G | 60.2 | KK 362 AA | 8 | 5.0L | F-2 | G | 60.2 |
| UK 351 BA | 8 | 302 | F-2 | G | 60.2 | RA 362 L0 | 8 | 302 | F-2 | G | 60.2 |
| WK351AA | 8 | 302 | F-2 | G | 60.2 | RB 362 L0 | 8 | 302 | F-2 | G | 60.2 |
| WK351BA | 8 | 302 | F-2 | G | 60.2 | EA 363 L0 | 8 | 302 | F-2 | G | 60.2 |
| 4E 351 L0 | 8 | 302 | F-2 | G | 60.2 | EB 363 L0 | 8 | 302 | F-2 | G | 60.2 |
| 9K 351 BB | 8 | 5.0L | F-2 | G | 60.2 | FF 363 AA | 8 | 302 | F-2 | G | 60.2 |
| HG 352 BA | 8 | 302 | F-2 | G | 60.2 | FJ 363 AA | 8 | 302 | F-2 | G | 60.2 |
| KK 352 AA | 8 | 5.0L | F-2 | G | 60.2 | HE 363 AA | 8 | 302 | F-2 | G | 60.2 |
| TK 352 AA | 8 | 302 | F-2 | G | 60.2 | JE363AA | 8 | 302 | F-2 | G | 60.2 |
| UK 352 BA | 8 | 302 | F-2 | G | 60.2 | JE363BA | 8 | 302 | F-2 | G | 60.2 |
| UK 352 BB | 8 | 302 | F-2 | G | 60.2 | RG 363 BA | 8 | 5.0L | F-2 | G | 60.2 |
| WG352AA | 8 | 302 | F-2 | G | 60.2 | SF 363 AA | 8 | 302 | F-2 | G | 60.2 |
| WG352BA | 8 | 302 | F-2 | G | 60.2 | SJ 363 AA | 8 | 302 | F-2 | G | 60.2 |
| WK352AA | 8 | 302 | F-2 | G | 60.2 | HE 364 AA | 8 | 302 | F-2 | G | 60.2 |
| WK352BA | 8 | 302 | F-2 | G | 60.2 | JE364AA | 8 | 302 | F-2 | G | 60.2 |
| HK 353 AA | 8 | 302 | F-2 | G | 60.2 | JE364BA | 8 | 302 | F-2 | G | 60.2 |
| MK 353 AA | 8 | 302 | F-2 | G | 60.2 | RA 364 L0 | 8 | 302 | F-2 | G | 60.2 |
| JG354AA | 8 | 302 | F-2 | G | 60.2 | RB 364 L0 | 8 | 302 | F-2 | G | 60.2 |
| JG354BA | 8 | 302 | F-2 | G | 60.2 | RG 364 AA | 8 | 5.0L | F-2 | G | 60.2 |
| MK 354 AA | 8 | 302 | F-2 | G | 60.2 | RG 365 BA | 8 | 5.0L | F-2 | G | 60.2 |
| XK 354 AA | 8 | 5.0L | F-2 | G | 60.2 | RG 366 AA | 8 | 5.0L | F-2 | G | 60.2 |
| 4E 355 L0 | 8 | 302 | F-2 | G | 60.2 | FF 367 AA | 8 | 302 | F-2 | G | 60.2 |
| XK 356 AB | 8 | 5.0L | F-2 | G | 60.2 | FJ 367 AA | 8 | 302 | F-2 | G | 60.2 |
| 4E 356 L0 | 8 | 302 | F-2 | G | 60.2 | GK 367 AA | 8 | 302 | F-2 | G | 60.2 |
| JG358AA | 8 | 302 | F-2 | G | 60.2 | JE368AA | 8 | 302 | F-2 | G | 60.2 |
| JG358BA | 8 | 302 | F-2 | G | 60.2 | JE368BA | 8 | 302 | F-2 | G | 60.2 |
| EA 360 L0 | 8 | 302 | F-2 | G | 60.2 | SF 368 AA | 8 | 302 | F-2 | G | 60.2 |
| EB 360 L0 | 8 | 302 | F-2 | G | 60.2 | SJ 368 AA | 8 | 302 | F-2 | G | 60.2 |
| FF 360 AA | 8 | 302 | F-2 | G | 60.2 | FF 369 AA | 8 | 302 | F-2 | G | 60.2 |
| FJ 360 AA | 8 | 302 | F-2 | G | 60.2 | FJ 369 AA | 8 | 302 | F-2 | G | 60.2 |
| GK 360 AA | 8 | 302 | F-2 | G | 60.2 | GK 369 AA | 8 | 302 | F-2 | G | 60.2 |
| RA 360 L2 | 8 | 302 | F-2 | G | 60.2 | HK 385 AA | 8 | 351W | F-2 | H | 60.4 |
| RA 360 L0 | 8 | 302 | F-2 | G | 60.2 | JK385AA | 8 | 351W | F-2 | H | 60.4 |
| RB 360 L0 | 8 | 302 | F-2 | G | 60.2 | JK385BA | 8 | 351W | F-2 | H | 60.4 |

**1973/79
TRUCK SERIES 100/500**

**ENGINE IDENTIFICATION CHART &
ENGINE CROSS REFERENCE GUIDE**

See explanation under "How to Find Engine Parts" on page 1 of this section

| IDENT. TAG CODE | CYL. | DISP. | CARB. | WARRANTY PLATE CODE | PARTS LIST NO. | IDENT. TAG CODE | CYL. | DISP. | CARB. | WARRANTY PLATE CODE | PARTS LIST NO. |
|---|------|---------|-------|---------------------|----------------|-----------------|------|---------|-------|---------------------|----------------|
| ENGINE IDENTIFICATION CHART — Cont'd | | | | | | | | | | | |
| FK 388 AA | 8 | 351W | F-2 | H | 60.4 | KK 400 AA | 8 | 5.8L(W) | F-2 | H | 60.4 |
| GK 388 AA | 8 | 351W | F-2 | H | 60.4 | KK 402 AA | 8 | 5.8L(W) | F-2 | H | 60.4 |
| HK 388 BA | 8 | 351W | F-2 | H | 60.4 | KK 404 AA | 8 | 5.8L(W) | F-2 | H | 60.4 |
| JK388AA | 8 | 351W | F-2 | H | 60.4 | KL 484 AA | 8 | 7.5L | F-4 | J | 60.7 |
| JK388BA | 8 | 351W | F-2 | H | 60.4 | XL 484 AA | 8 | 7.5L | F-4 | J | 60.7 |
| FG 389 AA | 8 | 351W | F-2 | H | 60.4 | WE486AA | 8 | 460 | F-4 | J | 60.7 |
| FG 389 AB | 8 | 351W | F-2 | H | 60.4 | EG 488 LO | 8 | 460 | F-4 | J | 60.7 |
| GG 389 AA | 8 | 351W | F-2 | H | 60.4 | EG 488 MO | 8 | 460 | F-4 | J | 60.7 |
| GG 389 AB | 8 | 351W | F-2 | H | 60.4 | FK 488 AA | 8 | 460 | F-4 | J | 60.7 |
| JE389AA | 8 | 351W | F-2 | H | 60.4 | JE488AA | 8 | 460 | F-4 | J | 60.7 |
| JE389BA | 8 | 351W | F-2 | H | 60.4 | SK 488 AA | 8 | 460 | F-4 | J | 60.7 |
| FE 391 AA | 8 | 351W | F-2 | H | 60.4 | WK488AA | 8 | 460 | F-4 | J | 60.7 |
| GE 391 AA | 8 | 351W | F-2 | H | 60.4 | 9K 488 AA | 8 | 7.5L | F-4 | J | 60.7 |
| GE 391 AB | 8 | 351W | F-2 | H | 60.4 | 4E 490 MO | 8 | 460 | F-4 | J | 60.7 |
| HE 391 BA | 8 | 351W | F-2 | H | 60.4 | KL 492 AA | 8 | 7.5L | F-4 | J | 60.7 |
| JE391AA | 8 | 351W | F-2 | H | 60.4 | XL 492 AC | 8 | 7.5L | F-4 | J | 60.7 |
| JE391BA | 8 | 351W | F-2 | H | 60.4 | 4E 492 LO | 8 | 460 | F-4 | J | 60.7 |
| KK 391 BA | 8 | 5.8L(W) | F-2 | H | 60.4 | 6K 492 AA | 8 | 460 | F-4 | J | 60.7 |
| RK 391 BA | 8 | 5.8L(W) | F-2 | H | 60.4 | JE494AA | 8 | 460 | F-4 | J | 60.7 |
| FK 392 AA | 8 | 351W | F-2 | H | 60.4 | WK494AA | 8 | 460 | F-4 | J | 60.7 |
| GK 392 AA | 8 | 351W | F-2 | H | 60.4 | 9K 494 AA | 8 | 7.5L | F-4 | J | 60.7 |
| HK 392 BA | 8 | 351W | F-2 | H | 60.4 | WE496AA | 8 | 460 | F-4 | J | 60.7 |
| JK392AA | 8 | 351W | F-2 | H | 60.4 | KO 554 A | 8 | 330 M/D | H-2 | C | 60.3 |
| JK392BA | 8 | 351W | F-2 | H | 60.4 | MO 554 A | 8 | 330 M/D | H-2 | C | 60.3 |
| RE 392 AA | 8 | 5.8L(W) | F-2 | H | 60.4 | MO 554 B | 8 | 330 M/D | H-2 | C | 60.3 |
| FK 393 AA | 8 | 351W | F-2 | H | 60.4 | HK 560 AA | 8 | 351M | F-2 | H | 60.5 |
| GK 393 AA | 8 | 351W | F-2 | H | 60.4 | HK 560 CA | 8 | 351M | F-2 | H | 60.5 |
| HK 393 BA | 8 | 351W | F-2 | H | 60.4 | JK560AA | 8 | 351M | F-2 | H | 60.5 |
| KK 394 AA | 8 | 5.8L(W) | F-2 | H | 60.4 | KF 560 AA | 8 | 5.8L(M) | F-2 | H | 60.5 |
| XK 394 AA | 8 | 5.8L(W) | F-2 | H | 60.4 | KJ 560 AA | 8 | 5.8L(M) | F-2 | H | 60.5 |
| WL394AA | 8 | 351W | F-2 | H | 60.4 | XF 560 AB | 8 | 5.8L(M) | F-2 | H | 60.5 |
| WL394BA | 8 | 351W | F-2 | H | 60.4 | XJ 560 AB | 8 | 5.8L(M) | F-2 | H | 60.5 |
| SK 395 AA | 8 | 351W | F-2 | H | 60.4 | KK 563 BA | 8 | 5.8L(M) | F-2 | H | 60.5 |
| TK 395 AA | 8 | 351W | F-2 | H | 60.4 | KK 565 BA | 8 | 5.8L(M) | F-2 | H | 60.5 |
| UK 395 AA | 8 | 351W | F-2 | H | 60.4 | XK 565 BA | 8 | 5.8L(M) | F-2 | H | 60.5 |
| KL 396 AA | 8 | 5.8L(W) | F-2 | H | 60.4 | HK 570 AA | 8 | 351M | F-2 | H | 60.5 |
| SK 396 AA | 8 | 351W | F-2 | H | 60.4 | HK 570 CC | 8 | 351M | F-2 | H | 60.5 |
| TK 396 AA | 8 | 351W | F-2 | H | 60.4 | JK570AA | 8 | 351M | F-2 | H | 60.5 |
| UK 396 AA | 8 | 351W | F-2 | H | 60.4 | NK 570 AA | 8 | 351M | F-2 | H | 60.5 |
| WK396AA | 8 | 351W | F-2 | H | 60.4 | NK 570 BB | 8 | 351M | F-2 | H | 60.5 |
| WK396BA | 8 | 351W | F-2 | H | 60.4 | PK570AA | 8 | 351M | F-2 | H | 60.5 |
| XL 396 AA | 8 | 5.8L(W) | F-2 | H | 60.4 | UK 570 AA | 8 | 351M | F-2 | H | 60.5 |
| SE 397 AB | 8 | 351W | F-2 | H | 60.4 | WK570AA | 8 | 351M | F-2 | H | 60.5 |
| TE 397 AA | 8 | 351W | F-2 | H | 60.4 | WK570AB | 8 | 351M | F-2 | H | 60.5 |
| TE 397 AB | 8 | 351W | F-2 | H | 60.4 | WK570AC | 8 | 351M | F-2 | H | 60.5 |
| UL 397 AA | 8 | 351W | F-2 | H | 60.4 | WK570AD | 8 | 351M | F-2 | H | 60.5 |
| WL397AA | 8 | 351W | F-2 | H | 60.4 | 9F 570 AB | 8 | 5.8L(M) | F-2 | H | 60.5 |
| WL397BA | 8 | 351W | F-2 | H | 60.4 | 9J 570 AB | 8 | 5.8L(M) | F-2 | H | 60.5 |
| SE 398 AB | 8 | 351W | F-2 | H | 60.4 | HK 571 AA | 8 | 351M | F-2 | H | 60.5 |
| TE 398 AA | 8 | 351W | F-2 | H | 60.4 | JK 571 AA | 8 | 351M | F-2 | H | 60.5 |
| TE 398 AB | 8 | 351W | F-2 | H | 60.4 | KK 573 BA | 8 | 5.8L(M) | F-2 | H | 60.5 |
| UL 398 AA | 8 | 351W | F-2 | H | 60.4 | 9F 574 AA | 8 | 5.8L(M) | F-2 | H | 60.5 |
| WL398AA | 8 | 351W | F-2 | H | 60.4 | 9J 574 AA | 8 | 5.8L(M) | F-2 | H | 60.5 |
| WL398BA | 8 | 351W | F-2 | H | 60.4 | XK 575 BA | 8 | 5.8L(M) | F-2 | H | 60.5 |
| WL398BB | 8 | 351W | F-2 | H | 60.4 | XK 577 BA | 8 | 5.8L(M) | F-2 | H | 60.5 |
| XK 398 AA | 8 | 5.8L(W) | F-2 | H | 60.4 | KK 579 BA | 8 | 5.8L(M) | F-2 | H | 60.5 |
| SK 399 BB | 8 | 351W | F-2 | H | 60.4 | XK 579 BA | 8 | 5.8L(M) | F-2 | H | 60.5 |

1973/79
TRUCK SERIES 100/500

ENGINE IDENTIFICATION CHART &
ENGINE CROSS REFERENCE GUIDE

See explanation under "How to Find Engine Parts" on page 1 of this section

| IDENT. TAG CODE | CYL. | DISP. | CARB. | WARRANTY PLATE CODE | PARTS LIST NO. | IDENT. TAG CODE | CYL. | DISP. | CARB. | WARRANTY PLATE CODE | PARTS LIST NO. |
|---|------|---------|-------|---------------------|----------------|-----------------|------|-------|-------|---------------------|----------------|
| ENGINE IDENTIFICATION CHART — Cont'd | | | | | | | | | | | |
| HE 580 AA | 8 | 351M | F-2 | H | 60.5 | KF 602 AB | 8 | 6.6L | F-2 | S | 60.5 |
| JE580AA | 8 | 351M | F-2 | H | 60.5 | KJ 602 AB | 8 | 6.6L | F-2 | S | 60.5 |
| KE 580 AA | 8 | 5.8L(M) | F-2 | H | 60.5 | MG 602 AA | 8 | 360 | F-2 | Y | 60.6 |
| RK 580 AA | 8 | 5.8L(M) | F-2 | H | 60.5 | MK 602 AB | 8 | 360 | F-2 | Y | 60.6 |
| UL 580 AA | 8 | 351M | F-2 | H | 60.5 | RF 602 L0 | 8 | 360 | F-2 | Y | 60.6 |
| UL 580 BB | 8 | 351M | F-2 | H | 60.5 | RF 602 L1 | 8 | 360 | F-2 | Y | 60.6 |
| HE 581 AA | 8 | 351M | F-2 | H | 60.5 | SF 602 L0 | 8 | 360 | F-2 | Y | 60.6 |
| JE581AA | 8 | 351M | F-2 | H | 60.5 | SK 602 AB | 8 | 360 | F-2 | Y | 60.6 |
| UL 581 AA | 8 | 351M | F-2 | H | 60.5 | TK 602 AA | 8 | 360 | F-2 | Y | 60.6 |
| UL 581 CB | 8 | 351M | F-2 | H | 60.5 | TK 602 AB | 8 | 360 | F-2 | Y | 60.6 |
| WL581AA | 8 | 351M | F-2 | H | 60.5 | EG 603 L0 | 8 | 360 | F-2 | Y | 60.6 |
| WL581AD | 8 | 351M | F-2 | H | 60.5 | EG 603 MI | 8 | 360 | F-2 | Y | 60.6 |
| KL 582 AA | 8 | 5.8L(M) | F-2 | H | 60.5 | FG 603 AA | 8 | 360 | F-2 | Y | 60.6 |
| XL 582 AA | 8 | 5.8L(M) | F-2 | H | 60.5 | FG 603 AB | 8 | 360 | F-2 | Y | 60.6 |
| 9F 584 AA | 8 | 5.8L(M) | F-2 | H | 60.5 | GG 603 AA | 8 | 360 | F-2 | Y | 60.6 |
| 9J 584 AA | 8 | 5.8L(M) | F-2 | H | 60.5 | GK 603 AB | 8 | 360 | F-2 | Y | 60.6 |
| HE 586 AA | 8 | 351M | F-2 | H | 60.5 | KE 603 BA | 8 | 6.6L | F-2 | S | 60.5 |
| JE586AA | 8 | 351M | F-2 | H | 60.5 | MG 603 AA | 8 | 360 | F-2 | Y | 60.6 |
| KG 586 AA | 8 | 5.8L(M) | F-2 | H | 60.5 | MK 603 AB | 8 | 360 | F-2 | Y | 60.6 |
| UL 586 AA | 8 | 351M | F-2 | H | 60.5 | RF 603 L0 | 8 | 360 | F-2 | Y | 60.6 |
| UL 586 BB | 8 | 351M | F-2 | H | 60.5 | KF 604 AA | 8 | 6.6L | F-2 | S | 60.5 |
| WL586AA | 8 | 351M | F-2 | H | 60.5 | KJ 604 AA | 8 | 6.6L | F-2 | S | 60.5 |
| WL586AB | 8 | 351M | F-2 | H | 60.5 | RF 604 L1 | 8 | 360 | F-2 | Y | 60.6 |
| WL586AC | 8 | 351M | F-2 | H | 60.5 | RF 605 L0 | 8 | 360 | F-2 | Y | 60.6 |
| WL586AD | 8 | 351M | F-1 | H | 60.5 | EG 605 L0 | 8 | 360 | F-2 | Y | 60.6 |
| HE 587 AA | 8 | 351M | F-2 | H | 60.5 | EG 605 M1 | 8 | 360 | F-2 | Y | 60.6 |
| JE587AA | 8 | 351M | F-2 | H | 60.5 | FG 605 AA | 8 | 360 | F-2 | Y | 60.6 |
| UL 587 AA | 8 | 351M | F-2 | H | 60.5 | GG 605 AA | 8 | 360 | F-2 | Y | 60.6 |
| UL 587 BB | 8 | 351M | F-2 | H | 60.5 | KL 605 AA | 8 | 6.6L | F-2 | S | 60.5 |
| WL587AA | 8 | 351M | F-2 | H | 60.5 | MK 605 AB | 8 | 360 | F-2 | Y | 60.6 |
| WL587AD | 8 | 351M | F-2 | H | 60.5 | RF 605 L0 | 8 | 360 | F-2 | Y | 60.6 |
| XK 587 BA | 8 | 5.8L(M) | F-2 | H | 60.5 | SF 605 AA | 8 | 360 | F-2 | Y | 60.6 |
| 9F 588 AB | 8 | 5.8L(M) | F-2 | H | 60.5 | SK 605 AB | 8 | 360 | F-2 | Y | 60.6 |
| 9J 588 AB | 8 | 5.8L(M) | F-2 | H | 60.5 | TK 605 AA | 8 | 360 | F-2 | Y | 60.6 |
| RE 589 BA | 8 | 5.8L(M) | F-2 | H | 60.5 | TK 605 AB | 8 | 360 | F-2 | Y | 60.6 |
| WL590AA | 8 | 351M | F-2 | H | 60.5 | XL 605 AA | 8 | 6.6L | F-2 | S | 60.5 |
| XL 590 AA | 8 | 5.8L(M) | F-2 | H | 60.5 | EG 606 L0 | 8 | 360 | F-2 | Y | 60.6 |
| RE 591 AA | 8 | 5.8L(M) | F-2 | H | 60.5 | EG 606 M1 | 8 | 360 | F-2 | Y | 60.6 |
| WL591AA | 8 | 351M | F-2 | H | 60.5 | FG 606 AA | 8 | 360 | F-2 | Y | 60.6 |
| 9F 592 AB | 8 | 5.8L(M) | F-2 | H | 60.5 | FG 606 AB | 8 | 360 | F-2 | Y | 60.6 |
| 9J 592 AB | 8 | 5.8L(M) | F-2 | H | 60.5 | FK 606 AG | 8 | 360 | F-2 | Y | 60.6 |
| KL 594 AA | 8 | 5.8L(M) | F-2 | H | 60.5 | GG 606 AA | 8 | 360 | F-2 | Y | 60.6 |
| XL 594 AA | 8 | 5.8L(M) | F-2 | H | 60.5 | GK 606 AB | 8 | 360 | F-2 | Y | 60.6 |
| RF 601 L0 | 8 | 360 | F-2 | Y | 60.6 | KL 606 AA | 8 | 6.6L | F-2 | S | 60.5 |
| SF 601 L0 | 8 | 360 | F-2 | Y | 60.6 | MG 606 AA | 8 | 360 | F-2 | Y | 60.6 |
| SK 601 AB | 8 | 360 | F-2 | Y | 60.6 | MK 606 AB | 8 | 360 | F-2 | Y | 60.6 |
| TK 601 AA | 8 | 360 | F-2 | Y | 60.6 | RF 606 L0 | 8 | 360 | F-2 | Y | 60.6 |
| TK 601 AB | 8 | 360 | F-2 | Y | 60.6 | RF 606 L1 | 8 | 360 | F-2 | Y | 60.6 |
| EG 602 L0 | 8 | 360 | F-2 | Y | 60.6 | SF 606 AA | 8 | 360 | F-2 | Y | 60.6 |
| EG 602 M1 | 8 | 360 | F-2 | Y | 60.6 | SK 606 AB | 8 | 360 | F-2 | Y | 60.6 |
| FG 602 AA | 8 | 360 | F-2 | Y | 60.6 | TK 606 AA | 8 | 360 | F-2 | Y | 60.6 |
| FG 602 AB | 8 | 360 | F-2 | Y | 60.6 | TK 606 AB | 8 | 360 | F-2 | Y | 60.6 |
| FK 602 AC | 8 | 360 | F-2 | Y | 60.6 | XL 606 AA | 8 | 6.6L | F-2 | S | 60.5 |
| GG 602 AA | 8 | 360 | F-2 | Y | 60.6 | EG 607 L0 | 8 | 360 | F-2 | Y | 60.6 |
| GK 602 AB | 8 | 360 | F-2 | Y | 60.6 | EG 607 M1 | 8 | 360 | F-2 | Y | 60.6 |
| | | | | | | FG 607 AA | 8 | 360 | F-2 | Y | 60.6 |

1973/79
TRUCK SERIES 100/500

ENGINE IDENTIFICATION CHART &
ENGINE CROSS REFERENCE GUIDE

See explanation under "How to Find Engine Parts" on page 1 of this section

| IDENT. TAG CODE | CYL. | DISP. | CARB. | WARRANTY PLATE CODE | PARTS LIST NO. | IDENT. TAG CODE | CYL. | DISP. | CARB. | WARRANTY PLATE CODE | PARTS LIST NO. |
|---|------|-------|-------|---------------------|----------------|-----------------|------|-------|-------|---------------------|----------------|
| ENGINE IDENTIFICATION CHART — Cont'd | | | | | | | | | | | |
| GG 607 AA | 8 | 360 | F-2 | Y | 60.6 | 4G 615 LO | 8 | 390 | F-2 | H | 60.6 |
| GK 607 AB | 8 | 360 | F-2 | Y | 60.6 | KL 616 AA | 8 | 6.6L | F-2 | S | 60.5 |
| KG 607 BA | 8 | 6.6L | F-2 | S | 60.5 | WL616AA | 8 | 400 | F-2 | S | 60.5 |
| RF 607 LO | 8 | 360 | F-2 | Y | 60.6 | XL 616 AA | 8 | 6.6L | F-2 | S | 60.5 |
| EG 608 LO | 8 | 360 | F-2 | Y | 60.6 | 4E 616 LO | 8 | 390 | F-2 | H | 60.6 |
| EG 608 M1 | 8 | 360 | F-2 | Y | 60.6 | FE 617 AA | 8 | 390 | F-4 | M | 60.6 |
| FG 608 AA | 8 | 360 | F-2 | Y | 60.6 | GE 617 AA | 8 | 390 | F-4 | M | 60.6 |
| 9J 610 AB | 8 | 6.6L | F-2 | S | 60.5 | GE 617 AB | 8 | 390 | F-4 | M | 60.6 |
| 9F 610 AB | 8 | 6.6L | F-2 | S | 60.5 | HE 617 BA | 8 | 400 | F-2 | S | 60.5 |
| FE 611 AA | 8 | 360 | F-2 | Y | 60.6 | JE617AA | 8 | 400 | F-2 | S | 60.5 |
| GE 611 AA | 8 | 360 | F-2 | Y | 60.6 | SE 617 AA | 8 | 390 | F-4 | M | 60.6 |
| GE 611 AB | 8 | 360 | F-2 | Y | 60.6 | TL 617 AA | 8 | 390 | F-4 | M | 60.6 |
| SE 611 AA | 8 | 360 | F-2 | Y | 60.6 | TL 617 AC | 8 | 390 | F-4 | M | 60.6 |
| TL 611 AA | 8 | 360 | F-2 | Y | 60.6 | UL 617 BA | 8 | 400 | F-2 | S | 60.5 |
| TL 611 AB | 8 | 360 | F-2 | Y | 60.6 | UL 617 CB | 8 | 400 | F-2 | S | 60.5 |
| 4G 611 LO | 8 | 360 | F-2 | Y | 60.6 | WL617AA | 8 | 400 | F-2 | S | 60.5 |
| FE 612 AA | 8 | 360 | F-2 | Y | 60.6 | 4G 617 LO | 8 | 390 | F-4 | M | 60.6 |
| GE 612 AA | 8 | 360 | F-2 | Y | 60.6 | FE 618 AA | 8 | 390 | F-4 | M | 60.6 |
| GE 612 AB | 8 | 360 | F-2 | Y | 60.6 | GE 618 AA | 8 | 390 | F-4 | M | 60.6 |
| KE 612 AA | 8 | 6.6L | F-2 | S | 60.5 | GE 618 AB | 8 | 390 | F-4 | M | 60.6 |
| SE 612 AA | 8 | 360 | F-2 | Y | 60.6 | HE 618 BA | 8 | 400 | F-2 | S | 60.5 |
| TL 612 AA | 8 | 360 | F-2 | Y | 60.6 | JE618AA | 8 | 400 | F-2 | S | 60.5 |
| TL 612 AB | 8 | 360 | F-2 | Y | 60.6 | SE 618 AA | 8 | 390 | F-4 | M | 60.6 |
| 4G 612 LO | 8 | 360 | F-2 | Y | 60.6 | TL 618 AA | 8 | 390 | F-4 | M | 60.6 |
| FE 613 AA | 8 | 360 | F-2 | Y | 60.6 | TL 618 AB | 8 | 390 | F-4 | M | 60.6 |
| GE 613 AA | 8 | 360 | F-2 | Y | 60.6 | UL 618 BA | 8 | 400 | F-2 | S | 60.5 |
| GE 613 AB | 8 | 360 | F-2 | Y | 60.6 | 4G 618 LO | 8 | 390 | F-4 | M | 60.6 |
| KL 613 BA | 8 | 6.6L | F-2 | S | 60.5 | 9F 618 AA | 8 | 6.6L | F-2 | S | 60.5 |
| SE 613 AA | 8 | 360 | F-2 | Y | 60.6 | 9J 618 AA | 8 | 6.6L | F-2 | S | 60.5 |
| TL 613 AA | 8 | 360 | F-2 | Y | 60.6 | FE 619 AA | 8 | 390 | F-4 | M | 60.6 |
| TL 613 AB | 8 | 360 | F-2 | Y | 60.6 | HE 619 BA | 8 | 400 | F-2 | S | 60.5 |
| XL 613 BA | 8 | 6.6L | F-2 | S | 60.5 | JE619AA | 8 | 400 | F-2 | S | 60.5 |
| 4G 613 LO | 8 | 360 | F-2 | Y | 60.6 | KK 619 BA | 8 | 6.6L | F-2 | S | 60.5 |
| FE 614 AA | 8 | 360 | F-2 | Y | 60.6 | UL 619 AA | 8 | 400 | F-2 | S | 60.5 |
| GE 614 AA | 8 | 360 | F-2 | Y | 60.6 | UL 619 CB | 8 | 400 | F-2 | S | 60.5 |
| GE 614 AB | 8 | 360 | F-2 | Y | 60.6 | WL619AA | 8 | 400 | F-2 | S | 60.5 |
| SE 614 AA | 8 | 360 | F-2 | Y | 60.6 | 4G 619 LO | 8 | 390 | F-4 | M | 60.6 |
| TL 614 AA | 8 | 360 | F-2 | Y | 60.6 | 5E 619 AA | 8 | 390 | F-2 | H | 60.6 |
| TL 614 AB | 8 | 360 | F-2 | Y | 60.6 | 6L 619 AA | 8 | 390 | F-4 | M | 60.6 |
| 4G 614 LO | 8 | 360 | F-2 | Y | 60.6 | 6L 619 AC | 8 | 390 | F-4 | M | 60.6 |
| EG 615 LO | 8 | 390 | F-2 | H | 60.6 | HE 620 AA | 8 | 400 | F-2 | S | 60.5 |
| EG 615 M1 | 8 | 390 | F-2 | H | 60.6 | JE620AA | 8 | 400 | F-2 | S | 60.5 |
| FG 615 AA | 8 | 390 | F-2 | H | 60.6 | UL 620 AA | 8 | 400 | F-2 | S | 60.5 |
| FG 615 AB | 8 | 390 | F-2 | H | 60.6 | XL 620 AA | 8 | 6.6L | F-2 | S | 60.5 |
| GG 615 AA | 8 | 390 | F-2 | H | 60.6 | KK 621 BA | 8 | 6.6L | F-2 | S | 60.5 |
| GK 615 AB | 8 | 390 | F-2 | H | 60.6 | 5E 621 AA | 8 | 360 | F-2 | Y | 60.6 |
| HK 615 AA | 8 | 400 | F-2 | S | 60.5 | 6L 621 AA | 8 | 360 | F-2 | Y | 60.6 |
| HK 615 CB | 8 | 400 | F-2 | S | 60.5 | 6L 621 AB | 8 | 360 | F-2 | Y | 60.6 |
| JK615AA | 8 | 400 | F-2 | S | 60.5 | GE 622 AA | 8 | 360 | F-2 | Y | 60.6 |
| MG 615 AA | 8 | 390 | F-2 | H | 60.6 | GE 622 AB | 8 | 360 | F-2 | Y | 60.6 |
| MG 615 AB | 8 | 390 | F-2 | H | 60.6 | KG 622 AA | 8 | 6.6L | F-2 | S | 60.5 |
| MK 615 AB | 8 | 390 | F-2 | H | 60.6 | TL 622 AA | 8 | 360 | F-2 | Y | 60.6 |
| SE 615 AA | 8 | 390 | F-2 | H | 60.6 | TL 622 AB | 8 | 360 | F-2 | Y | 60.6 |
| SK 615 AB | 8 | 390 | F-2 | H | 60.6 | GE 623 AA | 8 | 360 | F-2 | y | 60.6 |
| TK 615 AA | 8 | 390 | F-2 | H | 60.6 | GE 623 AB | 8 | 360 | F-2 | Y | 60.6 |
| TK 615 AB | 8 | 390 | F-2 | H | 60.6 | TL 623 AA | 8 | 360 | F-2 | Y | 60.6 |

1973/79
TRUCK SERIES 100/500

PULLEY IDENTIFICATION CHART

The purpose of this guide is to help determine service part numbers for crankshaft pulleys. Pulleys are identified with an engineering part number. Find the engineering number in the "Identification" column then order the number listed in the "Service Part Number" column. In some instances the service part number will have more sheaves than the original pulley, this is done to reduce the complexity of service parts.

PULLEY IDENTIFICATION CHART

| IDENTIFICATION | PART NUMBER | IDENTIFICATION | PART NUMBER |
|----------------|----------------|----------------|----------------|
| 172 | D2AZ 6A312-D | C9SE 6312-B | C9SZ 6A312-A |
| 181 | C9RZ 6A312-A | C9TE 6312-A | C9TZ 6A312-A |
| 190 | D2AZ 6A312-C | C9TE 6312-B | C8AZ 6A312-D |
| 217 | D2DZ 6312-B | C9ZE 6312-A | C9ZZ 6A312-A |
| 240 | D5FZ 6A312-D | C9ZE 6312-B | C9ZZ 6A312-B |
| 245 | D4ZZ 6A312-B | D0AE 6312-A | D0AZ 6A312-A |
| 501 | D2TZ 6A312-A | D0AE 6312-B | D4AZ 6A312-A |
| 503 | D2AZ 6A312-E | D0AE 6312-C | D5DZ 6A312-A |
| 515 | D2AZ 6A312-E | D00E 6312-A | D0ZZ 6A312-A |
| 523 | D4ZZ 6A312-B | D00E 6312-B | D00Z 6A312-E |
| 525 | D5FZ 6A312-D | D00E 6312-C | D5DZ 6A312-A |
| 526 | D4TZ 6A312-A | D00E 6312-D | D00Z 6A312-C |
| 529 | D5RY 6A312-C | D00E 6312-E | D00Z 6A312-C |
| 530 | D2AZ 6A312-C | D00E 6312-F | D00Z 6A312-H |
| C4ME 6A301-A | C1AZ 6A312-D | D00E 6312-G | D0AZ 6A312-A |
| 70HM 6A301-BA | D1FZ 6A312-A | D00E 6312-H | D00Z 6A312-H |
| 71HM 6A301-AA | D2FZ 6A312-B | D00E 6312-J | D00Z 6A312-H |
| 74HM 6A301-BA | D4FZ 6A312-D | D00E 6312-K | D0SZ 6A312-B |
| 74HM 6A301-CA | D4RY 6A312-A | D00E 6312-L | D0SZ 6A312-B |
| 74HM 6A301-DA | D4RY 6A312-C | D0SZ 6312-A | D0AZ 6A312-A |
| CODE 6312-A | C2DZ 6312-A | D0SE 6312-B | D0SZ 6A312-B |
| C1AE 6312-A | C1AZ 6A312-C | D0ZE 6312-B | D0ZZ 6A312-A |
| C20E 6312-A | C20Z 6312-A | D1TE 6312-AA | D1TZ 6A312-A |
| C20E 6312-C | C20Z 6312-B | D1TE 6312-AB | D1TZ 6A312-A |
| C3AE 6312-A | C3AZ 6312-E | D1TE 6312-BA | D1TZ 6A312-B |
| C3AE 6312-C | C3AZ 6312-E | D1VE 6312-AA | D1VY 6A312-A |
| C4AE 6312-B | C20Z 6312-A | D1ZE 6312-AA | D0ZZ 6A312-A |
| C5AE 6312-A | C80Z 6A312-C | D1ZE 6312-CA | D20Z 6A312-A |
| C5AE 6312-B | C80Z 6A312-B | D12J 6312-AA | D2FZ 6A312-B |
| C50E 6312-A | C80Z 6A312-A | D20E 6312-AA | D20Z 6A312-A |
| C60E 6312-A | ★ C6TZ 6A312-B | D2SE 6312-AA | D2SZ 6A312-A |
| C6TE 6312-B | C4TZ 6A312-B | D2VE 6312-AA | D1VY 6A312-A |
| C6TE 6312-C | C6TZ 6A312-A | D3AE 6312-AA | D4AZ 6A312-A |
| C6TE 6312-D | ★ C6TZ 6A312-B | D3AE 6312-BA | D4TZ 6A312-B |
| C7AE 6312-A | C5AZ 6312-E | D3AE 6312-CA | D4AZ 6A312-A |
| C7AE 6312-C | C7AZ 6A312-C | D3DE 6312-AA | D5DZ 6A312-A |
| C70E 6312-A | C80Z 6A312-C | D3TE 6312-AA | D3TZ 6A312-A |
| C8AE 6312-A | C8AZ 6A312-D | D3TE 6312-AB | D3TZ 6A312-B |
| C8AE 6312-B | C8AZ 6A312-B | D3UE 6312-AA | D4UZ 6A312-A |
| C8AE 6312-C | C8AZ 6A312-C | D4SE 6312-AA | D4SZ 6A312-B |
| C8AE 6312-D | C8AZ 6A312-D | D4SE 6312-BA | D4SZ 6A312-B |
| C8AE 6312-E | D3TZ 6A312-C | D4ZE 6312-CB | D4ZZ 6A312-A |
| C80E 6312-A | C80Z 6A312-A | D4ZE 6312-AD | D4FZ 6A312-A/B |
| C80E 6312-B | C80Z 6A312-B | D4ZE 6312-BA | D4FZ 6A312-A/B |
| C80E 6312-C | C80Z 6A312-C | D4ZE 6312-BD | D4FZ 6A312-B |
| C9AE 6312-B | C9AZ 6A312-B | D4ZE 6312-CA | D4FZ 6A312-B |
| C9AE 6312-D | D1TZ 6A312-B | D4ZE 6312-CD | D4FZ 6A312-A |
| C9AE 6312-E | C9ZZ 6A312-B | | |
| C90E 6312-E | D4UZ 6A312-A | | |
| C90E 6312-G | D4UZ 6A312-A | | |

1973/79
TRUCK SERIES 100/500

PULLEY IDENTIFICATION CHART

| IDENTIFICATION | PART NUMBER | IDENTIFICATION | PART NUMBER |
|----------------|---------------|----------------|--------------|
| D42E 6312-DA | D4FZ 6A312-A | 71HM 6A312-DA | D2FZ 6312-A |
| D5ME 6312-AA | D5MY 6A312-B | 71HM 6A312-EB | D2FZ 6A312-D |
| D5TE 6312-AA | D5TZ 6A312-A | 71TM 6A312-AA | D2RY 6312-A |
| D5TE 6312-BA | D5UZ 6A312-B | 74TF 6A312-AA | D4RY 6A312-B |
| D5UE 6312-AA | D5UZ 6A312-A | 74TF 6A312-BA | D4RY 6A312-B |
| D5UE 6312-BA | D5UZ 6A312-B | 75TF 6A312-AA | D5RY 6A312-A |
| D5VE 6312-AA | D5MY 6A312-A | 75TF 6A312-BA | D5RY 6A312-B |
| D5ZE 6312-AA | D5ZZ 6A312-A | 711M 6A312-AA | D1FZ 6312-D |
| D52E 6312-AA | D5FZ 6A312-B | 711M 6A312-AB | D2FZ 6312-B |
| D52E 6312-BA | D5FZ 6A312-C | B9TE 6316-B | C3TZ 6312-G |
| D52E 6312-CA | D5FZ 6A312-A | B9TE 6316-C | C3TZ 6312-B |
| D60E 6312-AA | D60Z 6A312-A | C0AE 6316-A | ★C0AZ 6312-A |
| D60E 6312-BA | D4AZ 6A312-A | C0AE 6316-D | C3AZ 6312-E |
| D7AE 6312-AA | D7AZ 6A312-A | C1AE 6316-A | C3AZ 6312-E |
| D7AE 6312-AA | D7AZ 6A312-A | C2DE 6316-A | C2DZ 6312-A |
| D7DE 6312-AA | D5UZ 6A312-A | C2DE 6316-B | C2DZ 6312-A |
| D8AE 6312-AA | D4AZ 6A312-A | C2TE 6316-B | C3TZ 6312-B |
| D8BE 6312-AA | D8BZ 6A312-A | C3AE 6316-B | C3AZ 6312-C |
| D9AE 6312-CB | D9AZ 6A312-A | C3AE 6316-E | C3AZ 6312-C |
| 75HM 6312-AA | D4FZ 6A312-A | C3AE 6316-F | C3AZ 6316-B |
| 76TM 6312-AA | D7ZZ 6312-A | C3AE 6316-G | C3AZ 6316-B |
| 77BM 6312-BA | D8RZ 6312-B | C3TE 6316-A | C3TZ 6312-G |
| 681F 6312-AA | D0RY 6312-A | C3TE 6316-B | C3TZ 6312-D |
| 681F 6312-BA | D1FZ 6312-B | C3TE 6316-E | C3TZ 6312-C |
| 681F 6312-CA | D1FZ 6312-A | C3TE 6316-F | C3TZ 6312-E |
| 711M 6312-AA | D1FZ 6312-A | C3TE 6316-G | C3TZ 6312-E |
| 771M 6312-AA | D8RZ 6312-A | C3VE 6316-A | C3VY 6312-A |
| C2DE 6A312-A | C2DZ 6A312-A | C4AE 6316-A | C3AZ 6312-E |
| C4TE 6A312-B | C4TZ 6A312-G | C4AE 6316-B | C3AZ 6312-E |
| C6AE 6A312-A | C6AZ 6A312-A | C4AE 6316-C | C3AZ 6316-B |
| C6TE 6A312-A | C6TZ 6A312-A | C4AE 6316-D | C3AZ 6316-B |
| C8AE 6A312-B | C8AZ 6A312-E | C4AE 6316-E | C3AZ 6312-F |
| C8DE 6A312-A | C8DZ 6A312-A | C4RA 6316-A | C5UZ 6312-A |
| C8HA 6A312-B | C8TZ 6A312-B | C4TE 6316-A | C4TZ 6312-A |
| C8HA 6A312-C | C8HZ 6A312-A | C4TE 6316-B | C4TZ 6312-C |
| C9RJ 6A312-A | C9RZ 6A312-A | C4TE 6316-C | C4TZ 6312-B |
| C9TE 6A312-C | C9TZ 6A312-B | C4TE 6316-F | C4TZ 6312-E |
| D0HA 6A312-C | D0HZ 6A312-B | C4TE 6316-G | C4TZ 6312-E |
| D0HA 6A312-E | D0HZ 6A312-C | C4TE 6316-H | C4TZ 6312-F |
| D12J 6A312-AA | D1FZ 6312-C | C4TE 6316-J | C4TZ 6312-F |
| D3AE 6A312-BA | D0ZZ 6A312-A | C5AE 6316-A | C80Z 6A312-C |
| D4TE 6A312-AA | C8AZ 6A312-D | C50E 6316-A | C50Z 6316-C |
| D4ZE 6A312-CA | D4ZZ 6A312-A | C5TE 6316-F | C5TZ 6312-J |
| D5HA 6A312-AA | D6HZ 6A312-A | C5TE 6316-G | C5TZ 6312-K |
| D5TE 6A312-BA | D5TZ 6A312-A | C5TE 6316-H | C5TZ 6312-L |
| D5TE 6A312-DA | D5TZ 6312-A | C5TE 6316-J | C5TZ 6312-J |
| D5TE 6A312-EA | D5TZ 6312-B | C6DE 6316-C | C2DZ 6312-A |
| D5VE 6A312-AA | D5MY 6A312-A | C7AE 6316-C | C5AZ 6312-G |
| D7HE 6A312-AA | D4HZ 6A312-AA | C7AE 6316-D | C5AZ 6312-G |
| D7HT 6A312-AB | D8HZ 6A312-A | C7ZE 6316-A | C50Z 6316-C |
| D9TE 6A312-AB | D9HZ 6A312-A | C8AE 6316-A | D5TZ 6316-D |
| D9TE 6A312-CA | D9HZ 6A312-C | C8AE 6316-B | C5AZ 6312-G |
| D9ZE 6A312-AB | D9ZZ 6A312-A | C8AE 6316-C | C8AZ 6316-C |
| 70HM 6A312-EB | D1RY 6A312-A | C8DE 6316-A | D2DZ 6312-B |
| 70HM 6A312-GA | D2FZ 6A312-B | C80E 6316-A | C8AZ 6316-A |
| 71HM 6A312-CA | D2FZ 6A312-D | | |

1973/79
TRUCK SERIES 100/500

PULLEY IDENTIFICATION CHART

| IDENTIFICATION | PART NUMBER | IDENTIFICATION | PART NUMBER |
|----------------|-------------|----------------|--------------|
| C8TE 6316-A | C5TZ 6312-J | D4VE 6316-AB | D4VZ 6316-B |
| C8TE 6316-B | C5TZ 6312-L | D5AE 6316-AA | D5AZ 6316-A |
| C8TE 6316-C | C5TZ 6312-K | D5AE 6316-BA | D5AZ 6316-A |
| C8TE 6316-D | D2TZ 6312-A | D5AE 6316-CA | D5AZ 6316-B |
| C8VE 6316-A | C8SZ 6312-B | D5AE 6316-DA | D5AZ 6316-B |
| C8ZE 6316-A | C5OZ 6316-C | D5DE 6316-AA | D5DZ 6312-A |
| C8ZE 6316-B | C5AZ 6316-B | D5HE 6316-BA | D5HZ 6312-A |
| C9AE 6316-A | C9AZ 6312-A | D5TE 6316-CA | D5HZ 6312-C |
| C9DE 6316-A | D2DZ 6312-A | D5TE 6316-DA | D5TZ 6316-D |
| C9OE 6316-D | D2TZ 6316-B | D5ZE 6316-AA | D5ZZ 6316-A |
| C9OE 6316-E | C9OZ 6316-A | D5ZE 6316-BA | D5ZZ 6316-A |
| C9TE 6316-A | D8TZ 6316-A | D6DE 6316-AA | D6DZ 6312-A |
| C9VE 6316-A | C8SZ 6312-B | D6DE 6312-AB | D7DZ 6312-A |
| C9ZE 6316-B | C9ZZ 6316-B | D6DE 6316-BA | D6DZ 6312-A |
| C9ZE 6316-C | C9ZZ 6316-B | D6ZE 6316-AA | D7ZZ 6316-A |
| D0AE 6316-A | D2AZ 6316-B | D7AE 6316-DA | D7SZ 6316-A |
| D0OE 6316-A | D4VZ 6316-A | D7TE 6316-AA | D7TZ 6316-A |
| D0OE 6316-B | D4VZ 6316-A | D7TE 6316-BA | D7TZ 6316-A |
| D0OE 6316-C | D2AZ 6316-A | D8BE 6316-GA | D8BZ 6312-A |
| D0TE 6316-A | D0TZ 6312-A | D8TE 6316-CA | D8TZ 6312-A |
| D0TE 6316-B | D0TZ 6312-B | D8TE 6316-EA | D8TZ 6316-A |
| D0TE 6316-C | D0TZ 6312-C | D8TE 6316-FA | D8TZ 6316-B |
| D0ZE 6316-A | D8TZ 6316-A | D8TE 6316-GA | D9TZ 6312-A |
| D1AE 6316-AA | D2AZ 6316-C | D9TE 6316-CC | D9HZ 6312-A |
| D1DE 6316-AA | C2DZ 6312-A | D9TE 6316-EA | D9TZ 6316-B |
| D1TE 6316-AA | D3UZ 6316-A | EAG 6316-E | B2TZ 6312-A |
| D1TE 6316-AB | D3UZ 6316-A | EAG 6316-F | B2TZ 6312-A |
| D1ZE 6316-AA | D1ZZ 6316-A | EAM 6316-D | B2TZ 6312-B |
| D1ZE 6316-AB | D1ZZ 6316-A | ECG 6316-A | B5AZ 6312-A |
| D1ZX 6316-AA | D2ZZ 6316-A | ECG 6316-B | C3TZ 6312-E |
| D2AE 6316-AA | D2AZ 6316-A | ECJ 6316-B | ECJ 6316-B |
| D2AE 6316-BA | D2AZ 6316-B | ECR 6316-A | B6TZ 6312-C |
| D2AE 6316-CA | D2AZ 6316-C | ECR 6316-B | C3TZ 6312-C |
| D2DE 6316-AA | D2DZ 6312-A | ECU 6316-A | C1TZ 6312-B |
| D2DE 6316-BA | D2DZ 6312-B | 74TM 6316-AA | D4ZZ 6312-A |
| D2OE 6316-AA | D8TZ 6316-B | C8SE 6B319-A | C9SZ 6A312-A |
| D2TE 6316-AA | D5TZ 6316-D | 74TM 6B321-AA | D6ZZ 6312-A |
| D2TE 6316-BA | D4TZ 6312-A | 76TM 6B321-AA | D6ZZ 6312-A |
| D2TE 6316-CA | D2TZ 6316-B | D0HA 6A358-A | D0HZ 6A312-A |
| D2VE 6316-AA | D4VZ 6316-A | D5TE 6A358-CA | D5HZ 6312-B |
| D2ZX 6316-AA | D2ZZ 6316-A | C4TE 6A359-A | C4TZ 6A312-A |
| D3HE 6316-AA | D3HZ 6312-A | C4TE 6A359-B | C4TZ 6A312-B |
| D3HE 6316-BA | D3HZ 6312-B | C5AE 6A359-A | C5AZ 6A312-A |
| D3TE 6316-AA | D3TZ 6312-A | C5AE 6A359-B | C5AZ 6A312-B |
| D3UE 6316-AA | D3UZ 6316-A | C5TE 6A359-C | C5TZ 6A312-B |
| D4AE 6316-CA | D2AZ 6316-B | C6TA 6A359-A | C6TZ 6A312-C |
| D4AE 6316-DA | D2AZ 6316-B | D0TE 6A359-A | D0TZ 6A312-A |
| D4HE 6316-AA | D4HZ 6312-A | CE7 211991 | EBV 6312-A |
| D4TE 6316-AA | D4TZ 6312-A | ECY 66306-A | B8TZ 6312-C |
| D4VE 6316-AA | D4VZ 6316-A | ECW 66319-A | B8TZ 6A312-D |

6 CYL.-3.9L (240 C.I.D.),
4.9L (300 C.I.D.)

1973/79
TRUCK SERIES 100/500

SECTION 60.1 1

| YEAR | MODEL/RESTRICTIONS | QUANTITY | | | | PART NUMBER | DESCRIPTION |
|---|--------------------|------------|-----|-----------------|--|--------------|--|
| | | 240 | 300 | 300 | | | |
| | | | L/D | H/D | | | |
| ▲6007 ENGINE ASSEMBLY | | | | | | | |
| ▲ Current production engine assemblies may be ordered from the local parts distribution center by furnishing the engine code from the vehicle certification label or the identification tag number that is attached to the exterior of the engine assembly. | | | | | | | |
| 6008 GASKET SET (COMPLETE OVERHAUL)-refer to 6E078 and 6079 | | | | | | | |
| 73/ | | AR | AR | AR | | C20Z 6A008-A | DOWEL (CYLINDER HEAD TO CYLINDER BLOCK)-35/64" I.D. x 43/64" O.D.-7/16" long-split |
| 6D008 HEATER KIT (BLOCK) | | | | | | | |
| 76/ | | | 1 | 1 | | D6TZ 6D008-A | 600 Watt |
| Consists of | | | | | | | |
| 1-D6TZ 6A051-A | | Heater | | 1-D4AZ 6A056-A | | Cap | |
| 1-D6AJ 6B018-AA | | Wire assy. | | 4-D6AJ 14197-AA | | Clip | |

6009 CYLINDER ASSY.-Includes cylinder block with all internal parts of the engine but does not include cylinder heads, tappets, oil pan or cylinder front cover unless indicated

| | | | | | | | |
|-------|--|---|---|---|--|-----------------|---|
| 73/74 | | 1 | | | | ★ † D3TZ 6009-A | † Obtain from authorized remanufacturer |
| 73/74 | | | 1 | | | D7UZ 6009-A | |
| 75/76 | E100/300, F100/250 -- 4/W/D | | 1 | | | | |
| 77/78 | E150/350 - exc. Calif. | | 1 | | | | |
| 77/78 | F150/250 -- 4/W/D exc. Calif. | | 1 | | | | |
| 79 | E350 | | 1 | | | | |
| 75/76 | F100-2/W/D | | 1 | | | D5TZ 6009-F | |
| 75/76 | B500, F150/350, F500, P350/500 -- 2/W/D | | 1 | | | D7TZ 6009-A | |
| 77/78 | F150/350 -- 2/W/D-exc. Calif. | | 1 | | | | |
| 77 | B-F-P500-exc. Calif. | | 1 | | | | |
| 79 | F350 | | 1 | | | | |
| 77 | E150/350, F150/250 -- 4/W/D-Calif. | | 1 | | | D7TZ 6009-K | |
| 78 | F100 -- M/T Canada | | 1 | | | | |
| 78 | E350 -- Calif. 0/8500 G.V.W. | | 1 | | | | |
| 77 | E100 -- M/T | | 1 | | | D7UZ 6009-B | |
| 77/78 | E100 -- C4 or C6 A/T | | 1 | | | | |
| 78 | E100 -- M/T exc. Canada | | 1 | | | | |
| 78 | E150/250 -- C6 A/T Calif. | | 1 | | | | |
| 79 | E100/250 | | 1 | | | | |
| 79 | F150/250 -- 4/W/D -- "From Ser. BJ0,001" | | 1 | | | | |
| 77 | F150/350 -- 2/W/D-Calif. | | 1 | | | D7TZ 6009-J | |
| 77 | B-F-P500 -- Calif. | | 1 | | | | |
| 78 | F100 -- M/T Canada | | 1 | | | | |
| 78 | F150/250 -- 4/W/D Calif. | | 1 | | | | |
| 78 | F350 -- Calif. 0/8500 G.V.W. | | 1 | | | | |
| 77 | F100 | | 1 | | | D7TZ 6009-B | |
| 78 | F100 -- exc. M/T Canada | | 1 | | | | |
| 78 | F150 -- 2/W/D | | 1 | | | | |
| 79 | F100/250 -- "Before Ser. BJ0,001" | | 1 | | | | |
| 79 | F100/250 -- 2/W/D -- "From Ser. BJ0,001" | | 1 | | | | |
| 78 | F150/350 -- exc. Calif. | | | 1 | | D8TZ 6009-B | |
| 79 | F350 | | | 1 | | | |
| 78 | E150/350 -- exc. Calif. | | | 1 | | D8UZ 6009-A | |
| 79 | E350 | | | 1 | | | |

6010 △ BLOCK ASSY. (CYLINDER)

◇ 6015 is a casting number and generally cannot be cross referenced to a service number. It will be used as a means of identification only when casting number is unique to only one 6010 assy.

| | | | | | | | |
|-----|--|---|---|---|--|-------------|--|
| 73/ | | 1 | 1 | 1 | | D5TZ 6010-A | |
|-----|--|---|---|---|--|-------------|--|

APRIL, 1980

COPYRIGHT © 1980-

FORD MOTOR
COMPANY

-DEARBORN, MICHIGAN

CHANGE 1

1973/79
TRUCK SERIES 100/500

6 CYL.-3.9L (240 C.I.D.),
4.9L (300 C.I.D.)

| YEAR | MODEL/RESTRICTIONS | QUANTITY | | | | PART NUMBER | DESCRIPTION |
|-------|---|----------|------------|------------|--|--------------|--|
| | | 240 | 300 L/D | 300 H/D | | | |
| | | | | | | 6B018 | WIRING ASSY. (BLOCK HEATER) |
| 73 | | 1 | 1 | | | D2AZ 6B018-A | 74" long |
| 74/ | F100/350 | 1 | 1 | 1 | | D7TZ 6B018-A | Used with single block heater |
| 74/ | E100/300 | 1 | 1 | 1 | | | |
| 74/77 | P350/500 | 1 | 1 | | | | |
| 75/77 | B-F500 | | 1 | | | | |
| 73/ | | 1 | 1 | 1 | | D2AZ 6019-A | COVER ASSY. (CYLINDER FRONT) |
| 73/ | | 6 | 6 | 6 | | 382781-S | (BB-544-W)-bolt (cover to block)-hex. washer hd.-5/16"-18 x 7/8 |
| 73/ | | 1 | 1 | 1 | | C8AZ 6020-A | GASKET (CYLINDER FRONT COVER) |
| | | | | | | 6023 | POINTER (TIMING) |
| 73/74 | | 1 | | | | D2TZ 6023-D | |
| 74 | With T/E | | 1 | | | | |
| 75 | E-F100 | | 1 | | | | |
| 76/77 | E-F100 -- T/E Calif.- "Before Ser. 080,001" | | 1 | | | | |
| 77 | E-F100 -- Calif. w/Monolithic timing- "From Ser. 080,001" | | 1 | | | | |
| 73 | | | 1 | | | C6TZ 6023-B | |
| 74 | Without T/E | | 1 | | | | |
| 75/78 | E-F150/500, P350/500 | | 1 | 1 | | | |
| 75/77 | B-F500 | | 1 | | | | |
| 76/78 | E-F100 -- T/E, exc. Calif. | | 1 | 1 | | | |
| 77/78 | E-F100 -- Calif.-w/o Monolithic timing- "From Ser. 080,001" | | 1 | | | | |
| 79 | E100/350 -- exc. Calif. | | 1 | 1 | | | |
| 79 | F100/350 -- exc. Calif. | | 1 | 1 | | | |
| 79 | E-F350 -- Calif. | | 1 | 1 | | | |
| 79 | E-F100/250 -- Calif. | | 1 | 1 | | D9TZ 6023-B | |
| | | | | | | 6A023 | SUPPORT (REAR) |
| 73/74 | E100/300 | 1 | 1 | | | C8UZ 6A023-A | |
| 73/76 | F100/250 (exc. Crew cab & Super cab) -- 2/W/D -- "Before Ser C00,001" | 1 | 1 | | | D5TZ 6A023-A | |
| 76/78 | F100/250 (exc. Crew cab & Super cab) -- 2/W/D-- "From Ser. C00,001" | | 1 | | | D6TZ 6A023-A | |
| 77 | F250 -- 4/W/D | | 1 | | | | |
| 77 | F350 (Reg. cab) | | 1 | | | | |
| 79 | F100/250 (Reg. cab) -- 2/W/D and M/T | | 1 | 1 | | | |
| 79 | F100/150 (Reg. cab) -- 2/W/D and C4 A/T | | 1 | 1 | | | |
| 74 | F250 (Crew cab) -- 2/W/D | | 1 | | | C8TZ 6A023-B | |
| 73/76 | F250 -- 4/W/D | 1 | 1 | | | | |
| 73/76 | F350 (exc. Super cab) | | 1 | | | | |
| 74/76 | F250 (Crew cab) -- 2/W/D | | 1 | | | | |
| 73/74 | F100 -- 4/W/D -- "From Ser. Q60,001" | 1 | | | | D4TZ 6A023-A | |
| 75/ | F100 -- 4/W/D and M/T | | 1 | | | | |
| 76 | F150 -- 4/W/D | | 1 | | | | |
| 74/77 | F100/250 (Super cab) | | 1 | | | D4TZ 6A023-B | |
| 77 | F250/350 (Crew cab) | | 1 | | | D8TZ 6A023-B | |
| 77 | F350 (cowl) | | 1 | | | | |
| 78 | F100/250 (Super cab) -- 2/W/D-- "Before Ser. CC0,001" | | 1 | 1 | | | |
| 77/ | F150 -- 4/W/D | | 1 | 1 | | D7TZ 6A023-B | |
| 78 | F250 (Crew cab) -- M/T-- "Before Ser. CC0,001" | | 1 | | | D8TZ 6A023-A | |
| 79 | F100/250 (Super cab) -- 2/W/D and M/T | | 1 | 1 | | | |

6 CYL.-3.9L (240 C.I.D.),
4.9L (300 C.I.D.)

1973/79
TRUCK SERIES 100/500

SECTION 60.1 3

| YEAR | MODEL/RESTRICTIONS | QUANTITY | | | | PART NUMBER | DESCRIPTION |
|--|--|----------|------------|------------|--|-----------------|--|
| | | 240 | 300 L/D | 300 H/D | | | |
| 6A023 SUPPORT (REAR) — Cont'd | | | | | | | |
| 78/ | F100/250 (Super cab) -- A/T "From Ser. CC0,001" | | 1 | 1 | | D9TZ 6A023-A | |
| 78/ | F250 (Crew cab)-2/W/D-M/T "From Ser. CC0,001" | | 1 | 1 | | | |
| 78/ | F350 -- 2/W/D "From Ser. CC0,001" | | 1 | 1 | | | |
| 79 | F100/250 (Reg. cab) -- 2/W/D and C6 A/T | | 1 | 1 | | D8TZ 6A023-D | |
| 73/ | E100/300 | 4 | 4 | 4 | | ED56344-S100 | (B-324)-Bolt (support to body)-hex. washer head-3/8" 16 x 2" |
| 6026 PLUG (ENGINE) | | | | | | | |
| 73/ | | AR | AR | AR | | C5AZ 6026-G | (Holes in cyl. head and block)-standard 2.078" O.D. |
| | | AR | AR | AR | | C5AZ 6026-H | .060" O/S |
| 73/ | | 5 | 5 | 5 | | D7AZ 6026-C | (Clean out holes in block)-standard |
| | | AR | AR | AR | | C5AZ 6026-F | .060" O/S |
| 73/ | | 1 | 1 | 1 | | C9AZ 6026-A | (Distributor oil access hole in block)-standard |
| | | AR | AR | AR | | C9AZ 6026-B | .259" O.D. |
| 73/ | | AR | AR | AR | | 87837-S | .060" O/S |
| 73/ | | 2 | 3 | | | 87710-S | (P-15)-plug (water jacket, air brake compressor oil hole in block, front and rear main oil gallery)-pipe-1/4"-18 |
| 73/ | | 4 | 4 | 4 | | 371485-S | (P-16)-plug (main oil gallery and accessory hole in water pump)-pipe-3/8"-18 |
| 73/ | E100/300, F100/250 -- 4/W/D | | 1 | 1 | | 352532-S | (PP-48-A)-plug (core holes in top of cyl. head)-pipe-3/4"-14 |
| 73/74 | E100/300 | 1 | | | | | (PP-60)-plug (oil level indicator hole in block)-cup-3/8" |
| 73/ | | 1 | 1 | 1 | | 376301-S | (PP-67-A)-plug (air brake compressor oil return hole in block)-cup-1/2" |
| 6A027 SPACER (SUPPORT INSULATOR) | | | | | | | |
| 73/77 | B-F500 | | 2 | | | C1TT 6A027-C | Rear |
| 73/77 | P350/500 | | 2 | | | ★ B7TZ 6A027-A | Rear-r/b D9HZ 6A027-A (1/80) |
| 73/77 | B-F500 | | 1 | | | C1TT 6A027-C | Front |
| 73/76 | P350/500- | | 1 | | | | Front |
| | "Before Ser. C25,001" | | | | | | |
| 76 | P350/400- | | 1 | | | | Front-Refer 6A096 for P500 appl. |
| | "From Ser. C25,001" | | | | | | |
| 6028-9 BRACKET (FRONT SUPPORT) | | | | | | | |
| NOTES: ▲ Crossmember Type Bracket | | | | | | | |
| 73/77 | B-F500 | | 1 | | | C5TZ 6028-B | Upper |
| | | | 1 | | | C5TZ 6028-D | Lower |
| 73/74 | F100/350 -- 2/W/D | 1 | 1 | | | D4TZ 6028-B | R.H. |
| | | 1 | 1 | | | C5TZ 6029-A | L.H. |
| 73/76 | F100/250 -- 4/W/D | 1 | 1 | | | D6TZ 6028-A | R.H. |
| | | 1 | 1 | | | C6TZ 6029-E | L.H. |
| 73/74 | E100/300 | 1 | 1 | | | ★ ▲ C8UZ 6028-A | Not Repl. (3/79) |
| 73/77 | P350/500 | | 1 | | | C5TZ 6028-E | |
| 75/76 | F100/350 -- 2/W/D | | 1 | | | C6TZ 6028-D | R.H. |
| | | | 1 | | | C5TZ 6029-A | L.H. |
| 75/78 | E100/350- | | 1 | | | D5UZ 6028-A | R.H. |
| | "Before Ser. BE0,001" | | 1 | | | D5UZ 6029-A | L.H. |
| 78/ | E100/350- | | 1 | 1 | | D8TZ 6028-A | R.H. |
| | "From Ser. BE0,001" | | 1 | 1 | | D8TZ 6029-B | L.H. |
| 77/78 | F100/350 -- 2/W/D | | 1 | 1 | | D4TZ 6028-B | R.H. |
| | | | 1 | 1 | | C5TZ 6029-A | L.H. |
| 79 | F100/350 -- 2/W/D | | 1 | 1 | | D8TZ 6028-B | R.H. |
| | | | 1 | 1 | | D8TZ 6029-C | L.H. |
| 77 | F150/250 -- 4/W/D- | | 1 | | | D6TZ 6028-A | R.H. |
| | "Before Ser. Q20,001" | | 1 | | | D7TZ 6029-C | L.H. |

APRIL, 1980

COPYRIGHT © 1980-

FORD MOTOR
COMPANY

-DEARBORN, MICHIGAN

CHANGE 1

1973/79
TRUCK SERIES 100/500

6 CYL.-3.9L (240 C.I.D.),
4.9L (300 C.I.D.)

| YEAR | MODEL/RESTRICTIONS | QUANTITY | | | PART NUMBER | DESCRIPTION |
|--|---|------------|------------|------------|----------------------------------|--|
| | | 240 L/D | 300 H/D | 300 H/D | | |
| 6028-9 | | | | | BRACKET (FRONT SUPPORT) — Cont'd | |
| NOTES: ▲ Crossmember Type Bracket | | | | | | |
| 77 | F150/250 -- 4/W/D-- "From Ser. 020,001 to Y20,001" | | 1 | | D6TZ 6028-A | R.H. |
| 77/78 | F150 -- 4/W/D-- "From Ser. Y20,001" | | 1 | | D6TZ 6029-A | L.H. |
| 79 | F150 -- 4/W/D | | 1 | 1 | D8TZ 6028-C | R.H. |
| | | | 1 | 1 | D6TZ 6029-A | L.H. |
| 77/ | F250 -- 4/W/D-- "From Ser. Y20,001" | | 1 | 1 | D7TZ 6028-E | R.H. |
| | | | 1 | 1 | D7TZ 6029-E | L.H. |
| 73/77 | B-F500 | | 1 | | ★ 58705-S2 | Bolt (6028 Bracket to insulator to cross member) hex. hd.-9/16"-12 x 3 1/2"-grade 8 |
| | | | 1 | | ★ 353623-S100 | Washer-flat-9/16" |
| | | | 1 | | 34990-S4 | (M-89-G)-locknut-9/16"-12 |
| 73/77 | B-F500 | | 4 | | 43039-S8 | (B-263-B)-bolt (6028 bracket to eng.)- hex. self locking-7/16"-14 x 7/8" |
| | | | 4 | | 380079-S2 | (XX-173-C)-washer-flat-7/16" |
| 73/74 | E100/300 | 4 | 4 | | 56360-S100 | (B-317-U)-bolt (bracket to body)-hex. washer head-7/16"-14 x 1" |
| 73/74 | E100/300 | 2 | 2 | | ★ 304724-S2 | Bolt (bracket to 6046 bracket)-hex. head- 7/16"-14 x 1 1/4" |
| | | 2 | 2 | | 382401-S | (MM-284-E)-nut & retainer-7/16"-14 |
| 6030 | | | | | BRACKET (FRONT SUPPORT) | |
| 73/74 | E100/300 | 1 | | | C8TZ 6030-A | Lower |
| | | 1 | | | C8TZ 6030-B | Upper |
| 6038-9 | | | | | INSULATOR ASSY. (FRONT SUPPORT) | |
| 73/74 | E100/300 | 1 | 1 | 1 | C7TZ 6038-A | R.H. |
| 73/78 | F100/350 | 1 | 1 | 1 | C7TZ 6038-B | L.H. |
| 79 | F150/250 -- 4/W/D | | 1 | | D5UZ 6038-C | R.H. |
| 75/78 | E100/350 -- A/T-- "Before Ser. BE0,001" | | 1 | | D5UZ 6038-D | L.H. |
| 77/78 | E100 -- M/T-- "Before Ser. BE0,001" | | 1 | | D5UZ 6038-D | L.H. |
| 77/78 | E150/350 -- M/T-- "From Ser. 060,001 to BE0,001" | | 1 | | D5UZ 6038-J | R.H. |
| 75/76 | E100/350 -- M/T | | 1 | | D5UZ 6038-K | L.H. |
| 77 | E150/350 -- M/T-- "Before Ser. 060,001" | | 1 | | D5UZ 6038-K | L.H. |
| 78/ | E100/350-- "From Ser. BE0,001" | | 1 | 1 | D8TZ 6038-A | R.H. |
| | | | 1 | 1 | D8TZ 6038-B | L.H. |
| 79 | F100/350 -- 2/W/D | | | | 357450-S | (BB-172)-bolt (6038 insulator to eng)-hex. head-7/16"-14 x 7/8" |
| 73/74 | E100/300, F100/350 | 6 | 6 | | 34808-S8 | (X-67)-lockwasher-7/16" |
| 75/77 | F100/350 | 6 | 6 | | 388049-S2 | (MM-296-AK)Nut & washer (6038 insulator to 6028-9 bracket)-1/2-13 |
| 78 | E-F100/350 | | 2 | 2 | 387811-S2 | (BB-551-BZ)-screw & washer (6038 insulator to eng.)-7/16"-14 x 1" |
| 78/ | E-F100/350 | | 6 | 6 | 387811-S2 | (BB-551-BZ)-screw & washer (6038 insulator to eng.)-7/16"-14 x 1" |
| 73/74 | E100/300 | 1 | 1 | | ★ C8UZ 6046-A | SUPPORT (FRONT BRACKET) —not repl. (3/79) |
| 73/74 | E100/300 | 2 | 2 | | ★ 304724-S2 | Bolt (6046 bracket to cross member)-hex. head- 7/16"-14 x 1 1/4" |
| | | 2 | 2 | | 382401-S | (MM-284-E)-nut & retainer-7/16"-14 |
| 6049 | | | | | ● HEAD (CYLINDER) | |
| Notes: ● 6090 is a casting number and generally cannot be cross referenced to a service number. It will be used as a means of identification only when casting number is unique to only one 6049 assembly. | | | | | | |
| 73/74 | Without T/E | 1 | 1 | | D5TZ 6049-C | Without valves |
| 75/78 | B-E-F-P150/500 -- "Before Ser. BE0,001" | | 1 | | | |
| 77/78 | E-F100 -- exc. -- Calif. -- "Before Ser. BE0,001" | | 1 | | | |

| YEAR | MODEL/RESTRICTIONS | QUANTITY | | | | PART NUMBER | DESCRIPTION | |
|--|--|----------|-----|-----|--|---------------|--|---------------------------|
| | | 240 | 300 | 300 | | | | |
| | | L/D | H/D | | | | | |
| Notes: ● 6090 is a casting number and generally cannot be cross referenced to a service number. It will be used as a means of identification only when casting number is unique to only one 6049 assembly. | | | | | | | | |
| 6049 ● HEAD (CYLINDER) — Cont'd | | | | | | | | |
| 74 | T/E | | 1 | | | ★ D5TZ 6049-D | Without valves-r/b D8TZ 6049-F & (12) D0AZ 6A529-A (12/78) | |
| 75/76 | E-F100 | | 1 | | | | | |
| 77/78 | E-F100 -- Calif. -- "Before Ser. BE0,001" | | 1 | | | | | |
| 78 | E-F100/350 -- exc. F100 -M/T Canada -- "From Ser. BE0,001" | | 1 | 1 | | D8TZ 6049-C | Without valves | |
| 79 | E100/250 | | 1 | | | | | |
| 79 | F100/250 | | 1 | | | | | |
| 78 | F100 -- M/T Canada -- "From Ser. BE0,001" | | 1 | | | D8TZ 6049-F | Without valves | |
| 79 | E-F350 | | 1 | 1 | | | | |
| 74 | T/E | | 1 | | | D5TZ 6049-K | Complete with valves | |
| 75/76 | E-F100 | | 1 | | | | | |
| 77 | E-F100 -- Calif. | | 1 | | | | | |
| 75/77 | B-E-F-P150/500 | | 1 | | | D5TZ 6049-J | Complete with valves | |
| 77 | E-F100 -- exc. Calif. | | 1 | | | | | |
| 78 | E-F100/350 -- exc. Canada | | 1 | | | D8TZ 6049-J | Complete with valves | |
| 78 | E-F150/350 -- Canada | | 1 | | | | | |
| 79 | E100/250 | | 1 | | | | | |
| 79 | F100/250 | | 1 | | | | | |
| 78 | E-F100 -- Canada | | 1 | | | D8TZ 6049-N | complete with valves | |
| 79 | E-F350 | | 1 | 1 | | | | |
| 73/ | | 1 | 1 | 1 | | D2AZ 6051-A | GASKET (CYLINDER HEAD) | |
| | | | | | | | 6A051 | HEATER ASSY. (BLOCK) |
| 73/76 | "Before Ser. A75,001" | 1 | 1 | | | D2AZ 6A051-C | 400 watt | |
| 76/ | "From Ser. A75,001" | | 1 | 1 | | D6TZ 6A051-A | 600 watt | |
| | | | | | | | 6054 | RETAINER (REAR SUPPORT) |
| 73/74 | E100/300 -- M/T | 1 | 1 | | | C5TZ 6054-A | | |
| 73/74 | F100/250 (exc. Crew cab & Super cab) -- 2/W/D | 1 | 1 | | | | | |
| 77 | F100/250 (Reg. or Supercab) -- 2/W/D | | 1 | | | | | |
| 74/76 | F250 (Crew cab) -- 2/W/D | | 1 | | | D3TZ 6054-A | | |
| 74/76 | F100/350 (Super cab) | | 1 | | | | | |
| 75/76 | F100 -- exc. Reg. cab, 2/W/D and M/T | | 1 | | | | | |
| 75/76 | F150 -- 4/W/D | | 1 | | | | | |
| 77/ | F150 -- Part time 4/W/D-- "Before Ser. EJ0,001" | | 1 | 1 | | | | |
| 78 | F100/350 -- 2/W/D and M/T | | 1 | 1 | | | | |
| 73/74 | F100/250 -- 4/W/D | 1 | 1 | | | C6TZ 6054-A | | |
| 73/76 | F350 (exc. Super cab) | | 1 | | | | | |
| 75/76 | F250 -- 4/W/D | | 1 | | | | | |
| 78/ | F100/350 -- C6 A/T-- "Before Ser. FA0,001" | | 1 | 1 | | D7TZ 6054-A | | |
| 79 | F150 -- Part time 4/W/D-- "From Ser. FA0,001" | | 1 | 1 | | D9TZ 6054-A | | |
| 79 | F100/350 -- C6 A/T | | 1 | 1 | | | | |
| | | | | | | | 6A059 | SPACER (FRONT MOUNT) |
| 75/ | E100/350 | | 2 | 2 | | D5UZ 6A059-A | Upper | |
| | | | 2 | 2 | | D5UZ 6A059-B | Lower | |
| | | | | | | | 6A061 | INSULATOR (FRONT SUPPORT) |
| 73/77 | B-F500 | | 1 | | | C1TT 6A061-C | | |
| 73/77 | P350/500 | | 1 | | | | | |

1973/79
TRUCK SERIES 100/500

| YEAR | MODEL/RESTRICTIONS | QUANTITY | | | PART NUMBER | DESCRIPTION |
|-------|--|----------|------------|------------|---------------------------------|--|
| | | 240 | 300 L/D | 300 H/D | | |
| 6A061 | | | | | INSULATOR (REAR SUPPORT) | |
| 73/77 | B-F500 | | 2 | | C1TT 6A061-D | |
| 73/77 | P350/500 | | 2 | | COTT 6A061-B | |
| 73/ | | 14 | 14 | 14 | C20Z 6065-B | BOLT (CYLINDER HEAD)-7/16"-14 x 3 15/16" |
| 73 | B-F350/500 | 1 | 1 | | C1TT 6A066-C | SPACER (FRONT SUPPORT INSULATOR)- 1 45/64" I.D. x 3 1/4" O.D. x 39/64" thick-also refer to group 6A027 |
| 6068 | | | | | INSULATOR ASSY. (REAR SUPPORT) | |
| 73/74 | E100/300 -- M/T | 1 | 1 | | C5TZ 6068-A | |
| 73/74 | F100/250 (exc. Crew cab) -- 2/W/D-M/T,C4 | 1 | 1 | | | |
| 75/78 | F100 -- 2/W/D | | 1 | | | |
| 75/77 | F150/250 (exc. crew cab) -- 2/W/D - M/T, C4 | | 1 | | | |
| 78/ | F150/250 (exc. Crew Cab) -- M/T | | 1 | 1 | | |
| 79 | F250 (crew cab) -- 2/W/D -M/T | | 1 | 1 | | |
| 79 | F100/150 (Reg. cab) -- 2/W/D and C4 A/T | | 1 | 1 | | |
| 73/ | E100/300 -- A/T | 1 | 1 | 1 | D2UZ 6068-A | |
| 73/74 | F100/250 (exc. Crew cab & Super cab) -- 2/W/D-A/T | 1 | 1 | | | |
| 73/74 | F100/250 -- 4/W/D | 1 | | | D3TZ 6068-B | |
| 74/78 | F250 (Crew cab) -- 2/W/D | | 1 | 1 | | |
| 73/76 | F350 | | 1 | | | |
| 74/76 | F250 -- 4/W/D | | 1 | | | |
| 77/ | F350 (exc. Super camper spl.) | | 1 | 1 | | |
| 73/77 | B-F500 | | 2 | | C1TT 6068-C | |
| 73/77 | P350/500 | | 1 | | TAAA 6068-A | |
| 75/76 | E100/350 -- M/T | | 1 | | D5UZ 6068-C | |
| 77/ | E150/350 -- M/T | | 1 | 1 | | |
| 75/ | E100/350 -- A/T | | 1 | 1 | D5UZ 6068-B | |
| 77 | E100 -- M/T | | 1 | | | |
| 75/76 | F100 -- 4/W/D, 117" W/B and M/T | | 1 | | D3TZ 6068-A | |
| 75/76 | F100/150 -- 4/W/D, 133" W/B and M/T | | 1 | | D3TZ 6068-B | |
| 77/ | F150/250 -- Part time 4/W/D | | 1 | | | |
| 78/ | F350 -- M/T | | 1 | | | |
| 77/78 | F350 (Super Camper spl.) | | 1 | 1 | D3TZ 6068-C | |
| 78 | F100/250 (exc. Super Camper spl.) -- A/T | | 1 | | D8TZ 6068-A | |
| 79 | F100/350 (Reg. & Super cab) -- 2/W/D and C6 A/T | | 1 | 1 | | |
| 73/77 | B-F500 | | 2 | | 58707-S2 | (BB-135-B)-bolt (insulator & transmission to cross member)-hex. head-9/16"-12 x 4" |
| | | | 2 | | 34990-S4 | (M-89-G)-locknut-9/16"-12 |
| 73/ | E100/300 | 1 | 1 | 1 | 354580-S | (BB-167)-bolt (insulator to cross member) hex. head-3/8"-16 x 3 1/4" |
| | | 1 | 1 | 1 | 383406-S100 | (MM-173-MY)-nut hex. lock-3/8"-16 |
| 6068 | | | | | INSULATOR ASSY. (FRONT SUPPORT) | |
| 73/77 | B-F500 | | 1 | | C3TZ 6068-D | |
| 73/77 | P350/500 | | 1 | | | |
| 73/ | | AR | AR | AR | D6AZ 6E072-A | LABEL (BUILD CODE & INFORMATION) -Also refer to Service Bulletin #155 |

6 CYL.-3.9L (240 C.I.D.),
4.9L (300 C.I.D.)

1973/79
TRUCK SERIES 100/500

SECTION 60.1 7

| YEAR | MODEL/RESTRICTIONS | QUANTITY | | | | PART NUMBER | DESCRIPTION |
|-------------------------------------|------------------------------|---------------------------|------------|----------------|------------------|----------------|--|
| | | 240 | 300 L/D | 300 H/D | | | |
| 6E078 GASKET SET (LOWER) | | | | | | | |
| 73/79 | | 1 | 1 | | | D6TZ 6E078-A | |
| | Consists of | | | | | | |
| | 1-C8AZ 6020-A | Gasket (front cover) | | 1-C9AE 6710-A | Gasket (oil pan) | 1-C20Z 6734-A | Gasket (oil drain) |
| | 1-D5TZ 6626-A | Gasket (oil pump inlet) | | 1-C9AE 6711-A | Gasket (oil pan) | 1-C5AZ 8507-A | Gasket (water pump) |
| | 1-C3AZ 6700-A | Seal (cyl. front cover) | | 1-D6TE 6722-AA | Seal (oil pan) | 1-A8TZ 9417-A | Gasket (fuel pump) |
| | 1-C5AZ 6701-B | Packing (crankshaft rear) | | 1-D7TE 6723-AA | Seal (oil pan) | | |
| 73/74 | | | | | | | |
| | | 1 | 1 | | | C5AZ 6079-B | GASKET SET (VALVE GRIND) |
| | Consists of | | | | | | |
| | 1-C5AZ 6051-B | Gasket | | 12-C5AZ 6571-A | Seal | 1-C5AZ 9448-B | Gasket |
| | 1-C5AZ 6521-A | Gasket | | 1-C6AZ 6584-A | Gasket | 1-C5AZ 9461-A | Gasket |
| | 6-B9A 6570-A | Grommet | | 1-C9AZ 8255-A | Gasket | | |
| 75/76 | | | | | | | |
| | | | 1 | | | D5TZ 6079-A | |
| | Consists of | | | | | | |
| | 1-D2AZ 6051-A | Gasket | | | 6-C5TZ 6571-B | Seal | |
| | 1-C5AZ 6521-A | Gasket | | | 1-DOAZ 6584-D | Gasket | |
| | 6-B9A 6570-A | Grommet | | | 1-C9AZ 8255-A | Gasket | |
| | 12-C5AZ 6571-D | Seal | | | 1-C5AZ 9461-A | Gasket | |
| 77/ | | | | | | | |
| | | | 1 | | | D7TZ 6079-A | |
| | Consists of | | | | | | |
| | 1-D2AZ 6051-A | Gasket | | | 1-DOAZ 6584-D | Gasket | |
| | 1-C5AZ 6521-A | Gasket | | | 1-C9AZ 8255-A | Gasket | |
| | 6-B9A 6570-A | Grommet | | | 1-C5AZ 9461-A | Gasket | |
| | 12-D4AZ 6571-A | Seal | | | | | |
| 6C093 ADAPTER (REAR SUPPORT) | | | | | | | |
| 73/74 | F100 -- 4/W/D | | 1 | | | ★ C6TZ 6C093-A | Not repl. (10/79) |
| 75/76 | F100 -- 4/W/D and 117" W/B | | | 1 | 1 | | |
| 75/76 | F100 -- 4/W/D and 133" W/B | | | 1 | 1 | D4TZ 6C093-A | |
| 75/76 | F150 -- 4/W/D | | | 1 | 1 | | |
| 77/ | F150/250 -- Part time 4/W/D | | | 1 | 1 | D7TZ 6C093-A | |
| 6096 BRACKET (REAR SUPPORT) | | | | | | | |
| 73/76 | F250 -- 4/W/D | | 2 | 2 | | C7TZ 6096-A | R.H. and L.H. |
| 74/76 | F250 (crew cab) -- 2/W/D | | | 2 | 2 | | |
| 73/76 | F350 -- M/T | | | 2 | 2 | | R.H. and L.H. |
| 74/76 | F100/250 (Super cab) | | | 2 | 2 | | |
| 73/ | F350 (exc. Super cab) -- A/T | | | 2 | 2 | C7TZ 6096-E | R.H. and L.H. |
| 77/ | F250 -- 4/W/D | | | 2 | 2 | D7TZ 6096-A | |
| 77/ | F250 (crew cab) -- 2/W/D | | | 2 | 2 | | |
| 77/ | F350 -- M/T | | | 2 | 2 | | |
| 77/ | F100/250 (Super cab) | | | 2 | 2 | | |
| 6A096 SPACER (FRONT SUPPORT) | | | | | | | |
| 73/74 | E100/300 | | 1 | 1 | | C8TZ 6A096-A | |
| 76/77 | P500 -- "From Ser. C25,001" | | | 1 | | D6TZ 6A096-A | |
| 73/74 | E100/300 | | 2 | 2 | | ★ 304724-S2 | Bolt (6A096 spacer to bracket)-hex. head-7/16"-14 x 1 1/4" |
| 76 | P400/500 | | | 1 | | 58707-S2 | (B-135-B)-bolt (spacer & bracket to frame)-9/16"-12 x 4" |
| 73/74 | E100/300 | | 2 | 2 | | 382401-S | (MM-284-E)-nut & retainer-7/16"-14 |
| 76 | P400/500 | | | 1 | | 34990-S4 | (M-89-G)-nut-9/16"-12 |

1973/79
TRUCK SERIES 100/500

6 CYL.-3.9L (240 C.I.D.),
4.9L (300 C.I.D.)

| YEAR | MODEL/RESTRICTIONS | QUANTITY | | | PART NUMBER | DESCRIPTION |
|--|----------------------|------------|------------|------------|--|---|
| | | 240 L/D | 300 H/D | 300 H/D | | |
| 6108 | | | | | ◇ PISTON ASSY. (INCL. PIN)-RED AND BLUE SIZES ARE OPTIONAL FOR SELECT FIT. | |
| ◇ 6110-● 6205 are casting numbers and cannot be cross referenced to a service number. They will be used as a means of identification only when casting number is unique to only one ◇ 6108 or ● 6200 assy. | | | | | | |
| 73/74 | | 6 | | | C8AZ 6108-C | Std. (red) |
| | | AR | | | C8AZ 6108-D | Std. (blue) |
| | | AR | | | C8AZ 6108-E | .003" O/S |
| | | AR | | | C8AZ 6108-F | .020" O/S |
| | | AR | | | C8AZ 6108-G | .030" O/S |
| | | AR | | | C8AZ 6108-H | .040" O/S |
| 75/76 | E-F100 | 6 | | | C8AZ 6108-C | Std. (red) |
| | | AR | | | C8AZ 6108-D | Std. (blue) |
| | | AR | | | C8AZ 6108-E | .003" O/S |
| | | AR | | | C8AZ 6108-F | .020" O/S |
| | | AR | | | C8AZ 6108-G | .030" O/S |
| | | AR | | | C8AZ 6108-H | .040" O/S |
| 73/74 | | 6 | | | D3TZ 6108-A | Standard |
| 75/78 | E-F150/350, P350/500 | AR | | | D3TZ 6108-C | .003" O/S |
| 75/77 | B-F500 | AR | | | D3TZ 6108-D | .020" O/S |
| 79 | E-F350 | AR | | | D3TZ 6108-E | .030" O/S |
| | | AR | | | D3TZ 6108-F | .040" O/S |
| 77/78 | E-F100 | 6 | | | D7TZ 6108-A | std. (red) |
| 79 | E-F100/250 | AR | | | D7TZ 6108-B | std. (blue) |
| | | AR | | | D7TZ 6108-C | .003" O/S |
| | | AR | | | D7TZ 6108-D | .020" O/S |
| | | AR | | | D7TZ 6108-E | .030" O/S |
| | | AR | | | D7TZ 6108-F | .040" O/S |
| 78 | E100/350 | | 6 | | D3TZ 6108-G | Std. |
| 78 | F150/350 | | AR | | D3TZ 6108-J | .003" O/S |
| 79 | E-F350 | | AR | | D3TZ 6108-K | .020" O/S |
| | | | AR | | D3TZ 6108-L | .030" O/S |
| | | | AR | | D3TZ 6108-M | .040" O/S |
| 6135 | | | | | PIN (PISTON) | |
| 73/76 | | 6 | 6 | | ★ C9ZZ 6135-B | Standard-.975" O.D. x 3.17" long-not replaced |
| | | 6 | 6 | | B8A 6135-AB | .001" O/S |
| | | 6 | 6 | | B8A 6135-AC | .002" O/S |
| 77/ | | | 6 | 6 | C6AZ 6135-A | |
| 6148 | | | | | RING SET (PISTON PARTIAL)-Consists of the NECESSARY RINGS TO RE-RING (2) PISTONS. | |
| 73/ | | 3 | 3 | 3 | C3AZ 6148-F | Standard |
| | | AR | AR | AR | C3AZ 6148-G | .020" O/S |
| | | AR | AR | AR | C3AZ 6148-H | .030" O/S |
| | | AR | AR | AR | C3AZ 6148-J | .040" O/S |
| 6200 | | | | | ROD ASSY. (CONNECTING) | |
| ◇ 6110-● 6205 are casting numbers and cannot be cross referenced to a service number. They will be used as a means of identification only when casting number is unique to only one ◇ 6108 or ● 6200 assy. | | | | | | |
| 73/74 | | 6 | | | C8AZ 6200-B | |
| 73/ | | | 6 | 6 | C9TZ 6200-A | |
| 6211 | | | | | BEARING (CONNECTING ROD) | |
| 73/ | | 12 | 12 | 12 | C5AZ 6211-R | Std.-Upper and Lower |
| | | AR | AR | AR | C5AZ 6211-S | .001" U/S |
| | | AR | AR | AR | C5AZ 6211-T | .002" U/S |
| | | AR | AR | AR | C5AZ 6211-U | .010" U/S |
| | | AR | AR | AR | C5AZ 6211-V | .020" U/S |
| | | AR | AR | AR | C5AZ 6211-Y | .030" U/S |
| 73/ | | 12 | 12 | 12 | C9AZ 6212-B | NUT (CONNECTING ROD)-3/8"-24 HEX. (Also used to attach exhaust manifold to intake manifold) |
| 73/ | | 12 | 12 | 12 | C40Z 6214-B | BOLT (CONNECTING ROD) |

6 CYL.-3.9L (240 C.I.D.),
4.9L (300 C.I.D.)

1973/79
TRUCK SERIES 100/500

SECTION 60.1 9

| YEAR | MODEL/RESTRICTIONS | QUANTITY | | | | PART NUMBER | DESCRIPTION |
|-------|---|----------|-----|-----|--|---------------|--|
| | | 240 | 300 | 300 | | | |
| | | L/D | H/D | | | | |
| 73/75 | | 1 | 1 | | | ★ C5TZ 6250-A | CAMSHAFT-r/b D5TZ 6250-A & D5TZ 6262-B (3-75) |
| 76/ | | | 1 | 1 | | D5TZ 6250-A | # VP |
| | | | | | | 6256 | GEAR (CAMSHAFT) |
| 73/74 | | 1 | | | | C5AZ 6256-A | 58 tooth-plastic |
| 73/78 | "Before Ser. BE0,001" | | 1 | 1 | | ★ C5TZ 6256-A | 92 tooth-cast iron-r/b D8TZ 6256-A (2/79) |
| 78/ | "From Ser. BE0,001" | | 1 | 1 | | D8TZ 6256-A | Cast iron |
| | | | | | | 6262 | BEARING (CAMSHAFT FRONT) |
| 73/75 | "Before Ser. V60,001" | 1 | 1 | | | C5AZ 6262-A | Std. I.D. & O.D. |
| | | AR | AR | | | C5AZ 6262-B | .015" U/S I.D.-std. O.D. |
| 75/ | "From Ser. V60,001" | | 1 | | | D5TZ 6262-B | Std. I.D. & O.D. |
| | | | AR | | | D5TZ 6262-C | .015 U/S-Std. O.D. |
| | | | | | | 6262 | BEARING (CAMSHAFT FRONT INTERMEDIATE) |
| 73/75 | "Before Ser. V60,001" | 1 | 1 | | | C5AZ 6262-A | Std. I.D. & O.D. |
| | | AR | AR | | | C5AZ 6262-B | .015" U/S I.D.-STD. O.D. |
| 75/ | "From Ser. V60,001" | | 1 | 1 | | D5TZ 6262-B | Std. I.D. & O.D. |
| | | | AR | AR | | D5TZ 6262-C | .015 U/S-Std. O.D. |
| | | | | | | 6262 | BEARING (CAMSHAFT REAR INTERMEDIATE) |
| 73/75 | "Before Ser. V60,001" | 1 | 1 | | | C5AZ 6262-A | Std. I.D. & O.D. |
| | | AR | AR | | | C5AZ 6262-B | .015 U/S-Std. O.D. |
| 75/ | "From Ser. V60,001" | | 1 | 1 | | D5TZ 6262-B | Std. I.D. & O.D. |
| | | | AR | AR | | D5TZ 6262-C | .015 U/S-Std. O.D. |
| | | | | | | 6262 | BEARING (CAMSHAFT REAR) |
| 73/75 | "Before Ser. V60,001" | 1 | 1 | | | C5AZ 6262-A | Std. I.D. & O.D. |
| | | AR | AR | | | C5AZ 6262-B | .015" U/S I.D.-Std. O.D. |
| 75/ | "From Ser. V60,001" | | 1 | 1 | | D5TZ 6262-B | Std. I.D. & O.D. |
| | | | AR | AR | | D5TZ 6262-C | .015 U/S-Std. O.D. |
| 73/ | | 1 | 1 | 1 | | C5AZ 6265-A | SPACER (CAMSHAFT GEAR or SPROCKET)- 1 1/4" I.D. x 1 1/2" O.D. |
| | | | | | | 6266 | PLUG (CAMSHAFT REAR BEARING) |
| 73/ | | 1 | 1 | 1 | | C5AZ 6266-A | Standard-2.199" O.D. |
| | | | 1 | 1 | | C5AZ 6266-B | .060" O/S |
| 73/ | | 1 | 1 | 1 | | C5AZ 6269-A | PLATE (CAMSHAFT THRUST)-1 5/8" I.D. x 13/64" thick |
| 73/ | | 2 | 2 | 2 | | 20346-S8 | (B-50)-bolt (plate to block)-5/16"-18 x 3/4" |
| 73 | | 1 | 1 | | | C3AZ 6278-A | WASHER (CAMSHAFT SPROCKET)-29/64" I.D. x 1 1/4" O.D. x 1/4" thick |
| | | | | | | 6303 | CRANKSHAFT ASSY. |
| 73/74 | | 1 | | | | D2AZ 6303-D | #ILA |
| 73/ | | | 1 | 1 | | D2TZ 6303-D | #INA |
| | | | | | | 6306 | GEAR (CRANKSHAFT) |
| 73/74 | E100/300 | 1 | | | | C5AZ 6306-B | 29 tooth |
| 73/74 | F100 -- 2/W/D | 1 | | | | | |
| 73/74 | F100 -- 4/W/D | 1 | | | | D8TZ 6306-A | |
| 73/79 | | | 1 | 1 | | | |
| 73/ | | 1 | 1 | 1 | | 379153-S | (LL-11-A)-key (pulley to crankshaft)-3/16" x 1 3/4" |
| | | | | | | 6312 | PULLEY ASSY. (CRANKSHAFT)-Incl. damper- also refer to pulley I.D. chart, Section 60, page 12. |
| 73/74 | T/E | 1 | | | | D4TZ 6312-A | # D4TE 6316-BA-triple sheave |
| 74 | | | 1 | | | | -6 11/16" inner dia. x 6 5/16" outer dia. |
| 75/77 | E-F100 -- Calif. "Before Ser. 080,001" | | 1 | | | | |
| 77 | E-F100 -- monolithic timing- "From Ser. 080,001" | | 1 | | | | |

APRIL, 1980

COPYRIGHT © 1980—

FORD MOTOR
COMPANY

—DEARBORN, MICHIGAN

CHANGE 1

1973/79
TRUCK SERIES 100/500

6 CYL.-3.9L (240 C.I.D.),
4.9L (300 C.I.D.)

| YEAR | MODEL/RESTRICTIONS | QUANTITY | | | PART NUMBER | DESCRIPTION |
|-------|---|------------|------------|------------|--|--|
| | | 240 L/D | 300 H/D | 300 H/D | | |
| 6312 | | | | | PULLEY ASSY. (CRANKSHAFT)-Incl. damper- -- Cont'd also refer to pulley I.D. chart, Section 60, page 12. | |
| 73 | E300,F250/350,P350/500 | | 1 | | C5TZ 6312-L | #C8TE 6316-B-triple sheave-6 45/64" (2) inner pulley dia. x 6 5/16" outer dia. x 2 3/32" long (2) inner pulleys use 3/8" belts-outer pulley uses 1/2" belt-incl. (1) C6TZ 6023-B pointer |
| 73 | B-F500 | | 1 | | | |
| 74 | Without T/E | | 1 | | | |
| 75/77 | B-E-F-P150/500- | | 1 | | | |
| 77 | B-E-F-P150/500 -- exc. Calif.- "From Ser. 080,001" | | 1 | | | |
| 75/77 | E-F100 | | 1 | | | |
| 78 | E-F100/350 | | 1 | 1 | | |
| 79 | E-F100/250 -- exc. Calif. | | 1 | 1 | | |
| 79 | E-F350 | | 1 | 1 | | |
| 79 | E-F100/250 -- Calif. | | 1 | | D9TZ 6312-A | |
| 73/ | | 1 | 1 | 1 | 377850-S | (BB-273-A)-bolt (6312 to crankshaft)-5/8"-18 x 2" |
| 73 | F100 -- hang-on A/C | 1 | | | D2TZ 6A312-B | PULLEY ASSY. (CRANKSHAFT OUTER) - also refer to pulley I.D. chart, Section 60, page 12. |
| 6316 | | | | | Refer to group 6312 | |

ENGINE BEARING APPLICATION CHART

| YEAR | SIZE O.D. | SIZE I.D. | U P O P W E R | PART NUMBER | | | | |
|--|-----------|-----------|---------------------------------|-------------|--------------------|--------|-------------------|------|
| | | | | FRONT | FRONT INTERMEDIATE | CENTER | REAR INTERMEDIATE | REAR |
| 6333-37 BEARING-CRANKSHAFT MAIN | | | | | | | | |
| NOTE: ♦ two required for front intermediate position. ▲ in No. 5 position rear intermediate position. ● use in No. 6 position rear intermediate. | | | | | | | | |

6 CYL. 240, 300 L/D & H/D C.I.D.

| | | | | | | | | |
|-------|------|-------|---|--------------|----------------|--------------|---------------------------------|--------------|
| 73/76 | Std. | Std. | X | D4FZ 6333-A | ♦ D4FZ 6333-A | D4FZ 6333-A | ▲ D4FZ 6337-A ● D4FZ 6333-A | D4FZ 6333-A |
| | | .001" | X | D4FZ 6333-B | ♦ D4FZ 6333-B | D4FZ 6333-B | ▲ D0TZ 6337-D ● D4FZ 6333-B | D4FZ 6333-B |
| | | .002" | X | D0TZ 6333-E | ♦ D0TZ 6333-E | D0TZ 6333-E | ▲ D0TZ 6337-E ● D0TZ 6333-E | D0TZ 6333-E |
| | | .010" | X | D0TZ 6333-F | ♦ D0TZ 6333-F | D0TZ 6333-F | ▲ D4FZ 6337-D ● D0TZ 6333-F | D0TZ 6333-F |
| | | .020" | X | D0TZ 6333-G | ♦ D0TZ 6333-G | D0TZ 6333-G | ▲ D0TZ 6337-G ● D0TZ 6333-G | D0TZ 6333-G |
| | | .030" | X | D0TZ 6333-H | ♦ D0TZ 6333-H | D0TZ 6333-H | ▲ D0TZ 6337-H ● D0TZ 6333-H | D0TZ 6333-H |
| 73/76 | STD. | STD. | X | C5TZ 6333-AA | ♦ C5TZ 6333-AA | C5TZ 6333-AA | ▲ D4FZ 6337-G ● C5TZ 6333-AA | C5TZ 6333-AA |
| | | .001" | X | C5TZ 6333-AB | ♦ C5TZ 6333-AB | C5TZ 6333-AB | ▲ C6AZ 6337-M ● C5TZ 6333-AB | C5TZ 6333-AB |
| | | .002" | X | C5TZ 6333-AC | ♦ C5TZ 6333-AC | C5TZ 6333-AC | ▲ C6AZ 6337-H ● C5TZ 6333-AC | C5TZ 6333-AC |
| | | .010" | X | C5TZ 6333-AD | ♦ C5TZ 6333-AD | C5TZ 6333-AD | ▲ D4FZ 6337-K ● C5TZ 6333-AD | C5TZ 6333-AD |
| | | .020" | X | C5TZ 6333-AE | ♦ C5TZ 6333-AE | C5TZ 6333-AE | ▲ C6AZ 6337-K ● C5TZ 6333-AE | C5TZ 6333-AE |
| | | .030" | X | C5TZ 6333-AF | ♦ C5TZ 6333-AF | C5TZ 6333-AF | ▲ D4FZ 6337-M ● C5TZ 6333-AF | C5TZ 6333-AF |

ENGINE BEARING APPLICATION CHART

| YEAR | SIZE O.D. | SIZE I.D. | U P W E R | L | PART NUMBER | | | | |
|---|-----------|-----------|-----------------------|---|-------------|--------------------|--------|-------------------|------|
| | | | | | FRONT | FRONT INTERMEDIATE | CENTER | REAR INTERMEDIATE | REAR |
| 6333-37 BEARING-CRANKSHAFT MAIN — Cont'd | | | | | | | | | |
| NOTE: ◆ two required for front intermediate position. ▲ in No. 5 position rear intermediate position. ● use in No. 6 position rear intermediate. | | | | | | | | | |

| 6 CYL. 240, 300 L/D & H/D C.I.D. | | | | | | | | | |
|----------------------------------|------|-----------|---|--|--------------|----------------|--------------|--|--------------|
| 77/ | Std. | Std. | X | | D4FZ 6333-A | ◆ D4FZ 6333-A | D4FZ 6333-A | ▲ D4FZ 6337-A r/b D9ZZ 6337-A ● D4FZ 6333-A | D4FZ 6333-A |
| | | .001" U/S | X | | D4FZ 6333-B | ◆ D4FZ 6333-B | D4FZ 6333-B | ▲ D4FZ 6337-B ● D4FZ 6333-B | D4FZ 6333-B |
| | | .002" U/S | X | | D4FZ 6333-C | ◆ D4FZ 6333-C | D4FZ 6333-C | ▲ D4FZ 6337-C ● D4FZ 6333-C | D4FZ 6333-C |
| | | .010" U/S | X | | D4FZ 6333-D | ◆ D4FZ 6333-D | D4FZ 6333-D | ▲ D4FZ 6337-D ● D4FZ 6333-D | D4FZ 6333-D |
| | | .020" U/S | X | | D4FZ 6333-E | ◆ D4FZ 6333-E | D4FZ 6333-E | ▲ D4FZ 6337-E ● D4FZ 6333-E | D4FZ 6333-E |
| | | .030" U/S | X | | D4FZ 6333-F | ◆ D4FZ 6333-F | D4FZ 6333-F | ▲ D4FZ 6337-F ● D4FZ 6333-F | D4FZ 6333-F |
| 77/ | Std. | Std. | X | | C5TZ 6333-AA | ◆ C5TZ 6333-AA | C5TZ 6333-AA | ▲ D4FZ 6337-G r/b D9ZZ 6337-G ● C5TZ 6333-AA | C5TZ 6333-AA |
| | | .001" U/S | X | | C5TZ 6333-AB | ◆ C5TZ 6333-AB | C5TZ 6333-AB | ▲ D4FZ 6337-H ● C5TZ 6333-AB | C5TZ 6333-AB |
| | | .002" U/S | X | | C5TZ 6333-AC | ◆ C5TZ 6333-AC | C5TZ 6333-AC | ▲ D4FZ 6337-J ● C5TZ 6333-AC | C5TZ 6333-AC |
| | | .010" U/S | X | | C5TZ 6333-AD | ◆ C5TZ 6333-AD | C5TZ 6333-AD | ▲ D4FZ 6337-K ● C5TZ 6333-AD | C5TZ 6333-AD |
| | | .020" U/S | X | | C5TZ 6333-AE | ◆ C5TZ 6333-AE | C5TZ 6333-AE | ▲ D4FZ 6337-L ● C5TZ 6333-AE | C5TZ 6333-AE |
| | | .030" U/S | X | | C5TZ 6333-AF | ◆ C5TZ 6333-AF | C5TZ 6333-AF | ▲ D4FZ 6337-M ● C5TZ 6333-AF | C5TZ 6333-AF |

| YEAR | MODEL/RESTRICTIONS | QUANTITY | | | PART NUMBER | DESCRIPTION |
|--|--|----------|-----|-----|--------------|--|
| | | 240 | 300 | 300 | | |
| | | L/D | H/D | | | |
| 6345 BOLT (CRANKSHAFT MAIN BEARING CAP) | | | | | | |
| 73/77 | B-F500 | | 14 | | C20Z 6345-A | 7/16"-14 x 3 5/32" |
| 73/ | F100/350 -- 2/W/D, P350/500 | 14 | 14 | 14 | | |
| 73/ | E100/350, F100/250 -- 4/W/D exc. No. 3 cap-R.H. side. | 13 | 13 | 13 | | |
| 73/ | E100/300, F100/250 -- 4/W/D No. 3 cap-R.H. side | 1 | 1 | 1 | C6TZ 6345-C | |
| 73/77 | P350/500 -- M/T | 1 | 1 | | C5TZ 6366-A | COVER ASSY. (FLYWHEEL HOUSING)-incl. gasket |
| | | 2 | 2 | | 20326-S7-8 | (B-49)-bolt (cover to flywheel hsg.)-5/16"-18 x 5/8" |
| | | 2 | 2 | | 34806-S7 | (X-64)-washer-5/16" |
| | | 4 | 4 | | 42718-S2 | (U-9)-screw & washer (cover to flywheel hsg.)-5/16"-18 x 1/2" |
| 73 | A/T | 1 | 1 | | C20Z 6A366-A | PLATE (FLYWHEEL REINFORCING) - 2 1/8" I.D. x 3 27/32" O.D. x 5/64" thick-(6) 29/64" holes |
| 6375 FLYWHEEL ASSY. | | | | | | |
| 73/74 | E100/300, P350/500 -- M/T | 1 | 1 | | C5TZ 6375-P | # C7TE-B-164 tooth ring gear-(6) 5/16"-18 pressure plate attaching holes-12 3/8" bolt circle |
| 75 | E100/350, P350/500 | | 1 | | | |
| 76 | P350/500 | | 1 | | | |

1973/79
TRUCK SERIES 100/500

6 CYL.-3.9L (240 C.I.D.),

4.9L (300 C.I.D.)

| YEAR | MODEL/RESTRICTIONS | QUANTITY | | | | PART NUMBER | DESCRIPTION |
|-------------|---|----------|-----|-----|--|---|--|
| | | 240 | 300 | 300 | | | |
| | | L/D | H/D | | | | |
| 6375 | | | | | | FLYWHEEL ASSY. — Cont'd | |
| 73/77 | F100/350 -- M/T- "Before Ser. Y80,001" | 1 | 1 | | | C5TZ 6375-N | #C7AE-C-164 tooth ring gear-(6) 5/16"-18 pressure plate attaching holes-12 3/8" bolt circle |
| 76/77 | E100/350 -- M/T | | 1 | | | | |
| 73/77 | E100/350, F100/350, P350/500 -- C4 & C/M | 1 | 1 | | | C5TZ 6375-T | 164 tooth ring gear (4) convertor attaching holes on 11 7/16" bolt circle |
| 78 | P600 -- FMX A/T | | 1 | | | | |
| 78/ | F100 -- 2/W/D,C4 A/T U/4000 GVW | | 1 | | | | |
| 75/ | E100/350 -- C6 | | 1 | 1 | | D5TZ 6375-A | 164 tooth ring gear - (4) attaching holes on 11 13/32" bolt circle |
| 78/ | F150/350 -- A/T | | 1 | 1 | | | |
| 78 | F100 -- 2/W/D,C4 A/T O/4000-U/6000 GVW | | 1 | | | | |
| 73/77 | B-F500-M/T | | 1 | | | C5TZ 6375-B | #C5TE 6380-B-184 tooth ring gear-14 13/16" dia. plate attaching holes on 12 7/8" bolt circle |
| 77 | P500 -- M/T | | 1 | | | | |
| 77 | F100/350 -- M/T- "From Ser. Y80,001" | | 1 | | | D7TZ 6375-F | #D7TE-HA-164 tooth ring gear |
| 78/ | E-F100/350 -- M/T | | 1 | 1 | | | |
| 6378 | | | | | | WASHER (CRANKSHAFT PULLEY RETAINING) | |
| 73/ | | 1 | 1 | 1 | | C30Z 6378-A | 21/32" I.D. x 1 3/4" O.D. x 1/8" thick |
| 6379 | | | | | | BOLT (FLYWHEEL to CRANKSHAFT) | |
| 73/74 | M/T | 6 | | | | B8AZ 6379-A | 7/16"-20 x 15/16" |
| 73/77 | E300,F250/350,P350/500 -- M/T | | 6 | | | | |
| 74/77 | E100/250,F100/150 -- M/T | | 6 | | | | |
| 78/ | E-F100/350 -- M/T | | 6 | 6 | | | |
| 73/75 | B-F500 | | 6 | | | C5TZ 6379-B | 7/16"-20 x 1 5/8" |
| 73/ | A/T | 6 | 6 | 6 | | D2AZ 6379-B | 7/16"-20 x 23/32" |
| 6384 | | | | | | GEAR (FLYWHEEL RING) | |
| 73/74 | M/T | 1 | | | | C5AZ 6384-D | 164 tooth |
| 73/ | E-F100/350, P350/500 -- M/T | | 1 | 1 | | | |
| 73/77 | B-F500 -- M/T | | 1 | | | C5AZ 6384-A | 184 tooth |
| 73/ | E-F100/350 -- M/T | 1 | 1 | 1 | | D1TZ 6392-D | HOUSING ASSY. (FLYWHEEL) - #D1TA 6394-BA-- consists of (1) D1TZ 6392-B, (1) B9AZ 7522-A lever and (2) 62329-S rivet - for 75/ E100/350 use D5UZ 7515-A |
| 73/ | E100/300, F100/350 | 4 | 4 | 4 | | 20546-S8 | (B-114)-bolt (flywheel housing to block)- 7/16"-14 x 2 1/2" |
| 73/77 | P350/500 | | 3 | | | 20554-S2 | (B-115)-bolt (flywheel housing to block)- 7/16"-14 x 3" |
| 73/ | | 2 | 2 | 2 | | EAD 6397-A | DOWEL (CYLINDER BLOCK)-to flywheel housing- 1/2" x 1" |
| 73/ | | 12 | 12 | 12 | | D1AZ 6500-A | TAPPET ASSY. (VALVE) - hydraulic |
| 6505 | | | | | | VALVE (EXHAUST) | |
| 73/74 | | 6 | | | | C5AZ 6505-A | Std. Stem dia. - .3419" |
| | | AR | | | | C5AZ 6505-B | .003" O/S Stem dia. |
| | | AR | | | | C5AZ 6505-C | .015" O/S Stem dia. |
| | | AR | | | | C5AZ 6505-D | .030" O/S Stem dia. |
| 73/74 | | | 6 | 6 | | D5TZ 6505-N | Std. Stem dia. - .3419" |
| 75/78 | E-F150/350, P350/500 | | AR | AR | | D5TZ 6505-P | .003" O/S Stem dia. |
| 75/77 | B-F500 | | AR | AR | | D5TZ 6505-R | .015" O/S Stem dia. |
| 79 | E-F250/350-0/8500 G.V.W. | | AR | AR | | D5TZ 6505-S | .030" O/S Stem dia. |
| 75/76 | E-F100 | | 6 | | | D7TZ 6505-A | Std. Stem dia.- 3427" |
| | | | AR | | | D5TZ 6505-F | .003" O/S Stem dia. |
| | | | AR | | | D7TZ 6505-C | .015" O/S Stem dia. |
| | | | AR | | | D5TZ 6505-H | .030" O/S Stem dia. |

6 CYL.-3.9L (240 C.I.D.),
4.9L (300 C.I.D.)

1973/79
TRUCK SERIES 100/500

SECTION 60.1 13

| YEAR | MODEL/RESTRICTIONS | QUANTITY | | | PART NUMBER | DESCRIPTION |
|-------|--|------------|------------|------------|---------------|--|
| | | 240 L/D | 300 H/D | 300 H/D | | |
| | | | | | 6505 | VALVE (EXHAUST) — Cont'd |
| 77/78 | E-F100 | | 6 | | D7TZ 6505-A | Std. Stem dia. — .3427" |
| 79 | E-F100/250 -- U/8500 G.V.W. | | AR | | D7TZ 6505-C | .015" O/S Stem dia. |
| | | | AR | | D7TZ 6505-D | .030" O/S Stem dia. |
| | | | | | 6507 | VALVE (INTAKE) |
| 73/ | | 6 | 6 | 6 | C5TZ 6507-A | Std. Stem dia. — .3419" |
| | | AR | AR | AR | ★ C5TZ 6507-B | .003" O/S Stem dia.—not repl. (3/79) |
| | | AR | AR | AR | C5TZ 6507-C | .015" O/S Stem dia. |
| | | AR | AR | AR | C5TZ 6507-D | .030" O/S Stem dia. |
| | | | | | 6510 | BUSHING (VALVE GUIDE) |
| 73/ | | AR | AR | | D6AZ 6510-A | Exhaust |
| 73/ | | AR | AR | | D1AZ 6510-C | Intake |
| | | | | | 6513 | SPRING (VALVE) |
| 73/ | | 6 | 6 | 6 | C5AZ 6513-A | Intake |
| 73/ | | 6 | 6 | 6 | C5TZ 6513-A | Exhaust |
| | | | | | 6514 | RETAINER (VALVE SPRING) |
| 73/ | | 6 | 6 | 6 | C7AZ 6514-A | Intake |
| 73/ | | 6 | 6 | 6 | D0TZ 6514-A | Exhaust |
| 73/ | | AR | AR | | B3Q 6515-A | SPACER (VALVE SPRING)—.030" thick 1" I.D. |
| 73/ | | 24 | 24 | 24 | 7HA 6518-A | KEY (VALVE SPRING RETAINER)—intake and exhaust |
| 73/ | | 1 | 1 | 1 | C5AZ 6519-B | COVER (VALVE PUSH ROD) — 3/64" thick— (6) 11/32" bolt holes—incl. (6) 382041-S washer head bolts |
| 73/ | | 6 | 6 | 6 | 20386-S8 | (B-53)—bolt (cover to block)—5/16"—18 x 1" |
| 73/ | | 1 | 1 | 1 | C5AZ 6521-A | GASKET (VALVE PUSH ROD COVER) |
| | | | | | 6A527 | STUD (VALVE ROCKER ARM SUPPORT) |
| 73/77 | | 12 | 12 | | C5AZ 6A527-A | Std.—3/8"—24 x 2 5/8"—.3717" at non-threaded end |
| | | AR | AR | | C5AZ 6A527-B | .006" O/S |
| | | AR | AR | | C5AZ 6A527-D | .010" O/S |
| | | AR | AR | | C5AZ 6A527-C | .015" O/S |
| 78/ | | | 12 | 12 | D8TZ 6A527-A | 5/16"—24 x 2 39/64" |
| | | | AR | AR | D8TZ 6A527-D | .010" O/S |
| 73/ | | 12 | 12 | 12 | C20Z 6A528-C | SEAT (VALVE ROCKER ARM FULCRUM) |
| 73/77 | | 12 | 12 | | C2DZ 6A529-A | NUT (VALVE ROCKER ARM STUD) — locking— cone shaped—3/8"—24 |
| 78/ | | | 12 | 12 | D0AZ 6A529-A | 5/16"—24 |
| 73/ | | 12 | 12 | 12 | C5AZ 6564-A | ARM (VALVE ROCKER)— #E |
| 73/ | | 12 | 12 | 12 | C5AZ 6565-A | ROD (VALVE PUSH) |
| | | AR | AR | AR | C5AZ 6565-B | .060" U/S |
| | | AR | AR | AR | C5AZ 6565-C | .020" O/S |
| 73/ | | 6 | 6 | 6 | B9A 6570-A | GROMMET — valve push rod cover bolt or stud— rubber—1/32" I.D. x 1" O.D. x 1/2" thick—use with C5AZ 6519-B |
| | | | | | 6571 | SEAL (VALVE STEM) |
| 73/76 | | 12 | 12 | | C5AZ 6571-D | Intake and exhaust |
| 77/ | | | 12 | 12 | D4AZ 6571-A | Intake and exhaust |
| | | | | | 6582 | COVER ASSY. (VALVE ROCKER ARM) |
| 73/74 | Without T/E | 1 | 1 | | C5AZ 6582-K | |
| 75/77 | B-E-F-P150/500 | | 1 | | | |
| 76 | E-F100 -- T/E, Calif. | | 1 | | | |
| 76 | E100 -- Canada— "From Ser. A75,001" | | 1 | | | |
| 77 | E-F100 | | 1 | | | |
| 78 | | | 1 | 1 | | |
| 79 | E-F100/350 | | 1 | | D9TZ 6582-B | |

APRIL, 1980

COPYRIGHT © 1980—

FORD MOTOR

—DEARBORN, MICHIGAN

COMPANY

CHANGE 1

1973/79
TRUCK SERIES 100/500

6 CYL.-3.9L (240 C.I.D.),

4.9L (300 C.I.D.)

| YEAR | MODEL/RESTRICTIONS | QUANTITY | | | | PART NUMBER | DESCRIPTION |
|-------|---|----------|------------|------------|--|---------------|---|
| | | 240 | 300 L/D | 300 H/D | | | |
| | | | | | | 6582 | COVER ASSY. (VALVE ROCKER ARM) — Cont'd |
| 74 | T/E | | 1 | | | ★ D4TZ 6582-C | Not replaced (8/78) |
| 75 | E-F100 | | 1 | | | D5TZ 6582-A | |
| 76 | E-F100 -- T/E exc. Calif and Canada | | 1 | | | | |
| 76 | E100 -- Canada-- "Before Ser. A75,001" | | 1 | | | | |
| 73/ | | 8 | 8 | 8 | | 20236-S7-8 | (B-49)-bolt (cover to head)-5/16"-18 x 5/8" |
| | | 8 | 8 | 8 | | 34806-S7 | (X-64)-washer-5/16" |
| 73/74 | | AR | | | | 384817-S | (WW-127-Z)-stud & washer (valve assy. (12A170) to cover to block)-1/4"-20-5/16"-18 x 1 1/4" |
| 75/ | E-F100/250 | | 1 | | | | |
| | | | | | | 6584 | GASKET (VALVE ROCKER ARM COVER) |
| 73/74 | | 1 | | | | D0AZ 6584-D | |
| 74 | T/E | | 1 | | | | |
| 75/ | | | 1 | 1 | | | |
| 73 | | | 1 | | | C8AZ 6584-A | |
| 74 | without T/E | | 1 | | | | |
| 73/ | | 1 | 1 | 1 | | C5AZ 6600-A | PUMP ASSY. (OIL) — incl. (1) D5TZ 6626-A gasket |
| 73/ | | 1 | 1 | 1 | | 378644-S | (NN-61-B)-dowel (pump to block)-1/2" x 13/32" |
| 73/ | | 1 | 1 | 1 | | C4TZ 6608-A | ROTOR and SHAFT ASSY. (OIL PUMP DRIVE) — 2 1/4" long |
| | | | | | | 6616 | PLATE (OIL PUMP BODY) |
| 73/ | | 4 | 4 | 4 | | 42911-S | (B-41-H)-bolt (plate to pump)-1/4"-20 x 5/8" |
| 73/ | | 1 | 1 | 1 | | C5AZ 6A618-A | SHAFT ASSY. (OIL PUMP INTERMEDIATE) — 4.52" long—incl. retainer |
| | | | | | | 6622 | SCREEN, TUBE and COVER ASSY. (OIL PUMP) |
| 73/74 | F100 -- 2/W/D | 1 | | | | C5AZ 6622-A | |
| 73/77 | F150/250 -- 2/W/D | | 1 | | | C5TZ 6622-B | |
| 73/77 | B-F-P350/500 | | 1 | | | | |
| 74/ | F100 -- 2/W/D | | 1 | | | | |
| 78/ | F150/350 -- 2/W/D | | 1 | 1 | | | |
| 75/77 | E100/350 | | 1 | | | D5TZ 6622-B | |
| 78/ | E100/350 | | 1 | 1 | | | |
| 73/74 | F100 -- 4/W/D | 1 | | | | C7TZ 6622-A | |
| 73/ | F150/250 -- 4/W/D | | 1 | | | | |
| 73/74 | E100/300 | 1 | 1 | | | | |
| 75 | F100 -- 4/W/D | | 1 | | | | |
| 73/ | E100/350, F100/250 -- 4/W/D | 1 | 1 | 1 | | 33799-S8 | (M-52)-nut (screen to stud)-3/8"-16 |
| | | 1 | 1 | 1 | | 34807-S8 | (X-66)-washer-3/8" |
| | | | | | | 6626 | GASKET (OIL PUMP INLET TUBE) |
| 73/74 | | 1 | 1 | | | C5AZ 6626-B | |
| 75/ | | | 1 | 1 | | D5TZ 6626-A | |
| 73/ | | 1 | 1 | 1 | | C4AZ 6629-A | RING (OIL PUMP INTERMEDIATE SHAFT RETAINER)-1/4" I.D. x 5/16" O.D.—use with 5/16" shaft |
| | | | | | | 6A664 | HOSE (CRANKCASE VENTILATION)— Also refer to groups 6758 and 6853 |
| 73/ | | AR | AR | | | C9PZ 6A664-A | *KCV-1—cut to fit—15/32" I.D. x 25 ft. long |
| 73/ | | AR | AR | | | C9PZ 6A664-B | *KCV-2—cut to fit—5/8" I.D. x 25 ft. long |
| 73/ | | AR | AR | | | D3PZ 6A664-A | *KCV-3—cut to fit—3/8" I.D. x 25 ft. long |
| 73/77 | P350/500 | | 1 | | | D1TZ 6A664-A | Cut to fit |
| 77/ | | | 1 | | | D8TZ 6A664-A | Approx. 20" long—3/8" I.D. & 1/2" I.D. |
| 73/ | | ★ | ★ | | | ★6A664 | P.C.V. valve to crankcase vent tube—cut to fit from bulk hose (4090) |

6 CYL.-3.9L (240 C.I.D.),
4.9L (300 C.I.D.)

1973/79
TRUCK SERIES 100/500

SECTION 60.1 15

| YEAR | MODEL/RESTRICTIONS | QUANTITY | | | PART NUMBER | DESCRIPTION |
|-------|---|------------|------------|------------|---------------|---|
| | | 240 L/D | 300 H/D | 300 H/D | | |
| 73/ | | 1 | 1 | 1 | ★ C5AZ 6666-A | PLUG (OIL PUMP RELIEF VALVE)-in oil pump body-cup type-793" O.D.-not repl. (5/79) |
| | | | | | 6A666 | VALVE (POSITIVE CRANKCASE VENTILATION)- (P.C.V.) |
| 73/76 | W/o governor | 1 | 1 | | D8TZ 6A666-B | *EV-49-B |
| 73/75 | W/governor | | 1 | | C9TZ 6A666-A | *EV-48 |
| 77 | E-F100 (Before 30,000 miles) | | 1 | | D8DZ 6A666-A | *EV-76B |
| 77 | E-F100 (From 30,000 miles) | | 1 | | D8TZ 6A666-A | *EV-77B-Hi-flow type |
| 77 | E-F150/350, B-F-P500 | | 1 | | D8TZ 6A666-B | *EV-49B |
| 78 | E-F100/350 -- U/8500GVW exc. F100 Canada | | 1 | 1 | D8DZ 6A666-A | *EV-76B-low-flow type |
| 78 | E-F100/350 -- U/8500GVW | | 1 | 1 | D8TZ 6A666-A | *EV-77B-Hi-flow type |
| 78 | E-F350 -- O/8500GVW | | 1 | 1 | D8TZ 6A666-B | *EV-49B |
| 78 | F100 -- Canada | | 1 | 1 | | |
| 79 | E-F100/350 | | 1 | 1 | D9DZ 6A666-A | *EV-76-C |
| 73/ | | 1 | 1 | 1 | C5AZ 6670-A | SPRING (OIL PUMP RELIEF VALVE)- 3 1/32" free length-20 active coils |
| 73/ | | 1 | 1 | 1 | C5AZ 6674-A | PLUNGER (OIL PUMP RELIEF VALVE)- 3/4" dia. x 2 1/4" long |
| | | | | | 6675 | PAN ASSY. (OIL) |
| 73/74 | F100 -- 2/W/D | 1 | | | C5TZ 6675-A | |
| 73/74 | F100 -- 4/W/D | 1 | | | C7TZ 6675-D | |
| 73 | E100/300- "Before Ser. R00,001" | 1 | 1 | | | |
| 73/78 | F150/250 -- 4/W/D - "Before Ser. AJ0,001" | | 1 | | | |
| 75 | F100 -- 4/W/D | | 1 | | | |
| 78/ | F150/250 -- 4/W/D -- "From Ser. BJ0,001" | | 1 | | | |
| 73/74 | E100/300- "From Ser. R00,001" | 1 | 1 | | ★ D3UZ 6675-A | R/b (1) D5TZ-6675-A & (1) D5TZ-6622-B |
| 73/ | F150/250 -- 2/W/D | | 1 | 1 | C5TZ 6675-D | |
| 73/77 | B-F-P350/500 | | 1 | | | |
| 74/ | F100 -- 2/W/D | | 1 | | | |
| 78/ | F350 | | 1 | 1 | | |
| 75/ | E100/350 | | 1 | 1 | D5TZ 6675-A | |
| 78 | F150/250 -- 4/W/D - "From Ser. AJ0,001 to BJ0,001" | | 1 | | | |
| 73/ | | 22 | 22 | 22 | 20326-S7-8 | (B-49)-bolt (oil pan to block)-5/16"-18 x 5/8" (Oil pan to front cover) |
| | | 3 | 3 | 3 | 34806-S7 | (X-64)-washer-5/16" |
| 73/ | | 1 | 1 | | C3AZ 6700-A | SEAL (CYLINDER FRONT COVER OIL) #C3AE 6700-A-1 7/8" I.D. x 2 9/16" O.D. |
| 73/ | | 1 | 1 | 1 | C5AZ 6701-B | PACKING (CRANKSHAFT REAR) |
| | | | | | 6710-1 | Supplied in 6781 gasket set only |
| | | | | | 6722-3 | Supplied in 6781 gasket set only |
| | | | | | 6730 | PLUG (OIL PAN DRAIN) |
| 73/ | | 1 | 1 | | D6TZ 6730-A | Incl. C20Z 6734-A gasket |
| 78/ | | | 1 | 1 | D8TZ 6730-A | Magnetic type Incl. C20Z 6734-A |
| | | | | | 6731 | ELEMENT ASSY. (OIL FILTER) |
| 73/78 | | 1 | 1 | 1 | C1AZ 6731-A | *FL-1-"spin-on-3/4"-16 threads |
| 79 | | | 1 | 1 | D9AZ 6731-A | *FL-1-A-spin-on |
| 73/ | | 1 | 1 | 1 | C20Z 6734-A | GASKET (OIL PAN DRAIN PLUG)- # nylon- 1/2" I.D. x 13/16" O.D. x 1/16" thick |
| 73/74 | E100/300 | 1 | 1 | | EAA 6749-A | GASKET (OIL FILTER CENTER BOLT TO COVER)- 3/4" I.D. x 1 3/16" O.D. x 1/16" thick-use w/ cartridge type oil filter |
| 73/77 | P350/500 | | 1 | | | |
| 73/74 | F250 -- 4/W/D | | 1 | | | |

APRIL, 1980

COPYRIGHT © 1980-

FORD MOTOR

-DEARBORN, MICHIGAN

COMPANY

CHANGE 1

**1973/79
TRUCK SERIES 100/500**

6 CYL.-3.9L (240 C.I.D.),
4.9L (300 C.I.D.)

| YEAR | MODEL/RESTRICTIONS | QUANTITY | | | | PART NUMBER | DESCRIPTION |
|---|---|----------|-----|-----|--|-------------|---|
| | | 240 | 300 | 300 | | | |
| | | L/D | H/D | | | | |
| 6750 INDICATOR (OIL LEVEL) | | | | | | | |
| 73 | E100/300- "Before Ser. R00,001" | 1 | 1 | | | D2TZ 6750-A | # D2TE 6750-AA |
| 73/74 | E100/300- "From Ser R00,001" | 1 | 1 | | | D3UZ 6750-B | # D3UE 6750-BA |
| 73/74 | F100 -- 2/W/D | 1 | | | | C5AZ 6750-E | # C6AE 6750-B |
| 75/ | E100/350 | | 1 | 1 | | D7UZ 6750-B | # D7UE 6750-CA -41 1/4" shield to end |
| 73/74 | F100 -- 4/W/D | 1 | | | | C7TZ 6750-D | # C7TE 6750-C |
| 73/77 | F150/250 -- 4/W/D- "Before Ser. 020,001" | | 1 | | | | |
| 75/76 | F100 -- 4/W/D | | 1 | | | | |
| 73/ | F150/250 -- 2/W/D, B-F350/500 | | 1 | 1 | | D7TZ 6750-C | # D6TE 6750-AA |
| 74/ | F100 | | 1 | | | | |
| 73/77 | P350/500 | | 1 | | | D1TZ 6750-D | # D1TE 6750-DA |
| 77/ | F150/250 -- 4/W/D- "From Ser. 020,001" | | 1 | | | D7TZ 6750-D | # D7TE 6750-DA |
| 6754 TUBE ASSY. (OIL LEVEL INDICATOR) | | | | | | | |
| 73 | E100/300- "Before Ser. R00,001" | 1 | 1 | | | D2TZ 6754-A | Approx. 49" long |
| 73/74 | E100/300- "From Ser. R00,001" | 1 | 1 | | | D3UZ 6754-B | Approx. 50 5/16" long |
| 75/ | E100/350 | | 1 | 1 | | D5UZ 6754-C | 37 13/16" long |
| 73/ | F100/350 -- 2/W/D | 1 | 1 | 1 | | C5AZ 6754-B | 3 5/8" long |
| 73/77 | B-F500 | | 1 | | | | |
| 73/75 | F100/250 -- 4/W/D - "Before Ser. W00,001" | 1 | 1 | | | C6TZ 6754-F | 13 3/4" long |
| 73/77 | P350/500 | | 1 | | | D1TZ 6754-D | Approx. 17 1/2" long |
| 75/78 | F100/250 -- 4/W/D - "From Ser. W00,001 to AJ0,001" | | 1 | | | D5TZ 6754-B | 13 3/4" long -push-in type |
| 78/ | F150/250 -- 4/W/D- "From Ser. BJ0,001" | | 1 | | | | |
| 78 | F150/250 -- 4/W/D- "From Ser. AJ0,001 to BJ0,001" | | 1 | | | D8TZ 6754-A | 14 59/64" long -threaded fastener type |
| 6758 TUBE (CRANKCASE VENTILATION)- Also refer to groups 6A664 and 6853 | | | | | | | |
| 73/76 | W/o governor | 1 | 1 | | | D3TZ 6758-A | Steel |
| 77 | E-F100 | | 1 | | | | |
| 78 | E-F100 -- Canada | | 1 | | | | |
| 73/75 | W/governor | | 1 | | | C5TZ 6758-C | |
| 6762 ELBOW (CRANKCASE VENT TUBE) | | | | | | | |
| 77 | B-C-E-F150/500 | | 1 | | | D7TZ 6762-A | 3/8"-18 x 3/8" tube-used in intake manifold |
| 78 | E-F100 -- Canada | | 1 | | | | |
| 73/74 | E100/300 | 1 | 1 | | | D2TZ 6763-B | PIPE (OIL FILLER) |
| 6766 CAP ASSY. (OIL FILLER and BREATHER) | | | | | | | |
| 73/74 | E100/300 | 1 | 1 | | | C7TZ 6766-D | *EC-3-fits on filler pipe |
| 73/77 | F100/350, P350/500 | 1 | 1 | | | D60Z 6766-A | *EC-672-#black-optional w/chrome cap |
| 76/77 | B-F500- "From Ser. C50,001" | | 1 | | | | |
| 76/77 | E100/350- "From Ser. C50,001" | | 1 | | | | |
| 78 | F100/350 | | 1 | 1 | | | |
| 78 | E100/350 | | 1 | 1 | | | |
| | | 1 | 1 | 1 | | D1ZZ 6766-A | *EC-508-#chrome-optional w/black cap |
| 76/76 | B-F500,E100/350- "Before Ser. C50,001" | | 1 | | | C8AZ 6766-A | *EC-1-#black |

6 CYL.-3.9L (240 C.I.D.),
4.9L (300 C.I.D.)

1973/79
TRUCK SERIES 100/500

SECTION 60.1 17

| YEAR | MODEL/RESTRICTIONS | QUANTITY | | | | PART NUMBER | DESCRIPTION |
|--|--|----------|------------|------------|----------------|---|-------------|
| | | 240 | 300 L/D | 300 H/D | | | |
| 6766 CAP ASSY. (OIL FILLER and BREATHER) — Cont'd | | | | | | | |
| 79 | | | 1 | 1 | | D9AZ 6766-A *EC-675 | |
| 6767 ELBOW (CRANKCASE VENTILATION HOSE) | | | | | | | |
| 73/77 | B-F500 | | 1 | | | C8AZ 6767-A | |
| 75/ | E100/350 | | 1 | | 1 | Hose to oil filler cap | |
| 76/ | F100/350- "From Ser. C50,001" | | 1 | | 1 | | |
| 73/74 | F100/350 | 1 | | | | D1TZ 6767-A | |
| 74/76 | F100/350, P350/500- "Before Ser. C50,001" | | 1 | | | Nylon (hose to valve cover) | |
| 76 | P350/500- "From Ser. C50,001" | | 1 | | | | |
| 73/ | | | 1 | 1 | | D6TZ 6781-A | |
| Consists of | | | | | | | |
| | 1-C9AE 6710-A | Gasket | | | 1-D6TE 6722-AA | Seal | |
| | 1-C9AE 6711-A | Gasket | | | 1-D7TE 6723-AA | Seal | |
| | | | | | 1-C20Z 6734-A | Gasket | |
| 6786 BRACKET (OIL LEVEL INDICATOR TUBE) | | | | | | | |
| 73 | E100/300- "Before Ser. R00,001" | 1 | 1 | | | D2TZ 6786-A | |
| 73/74 | E100/300- "From Ser. R00,001" | 1 | 1 | | | D3UZ 6786-C | |
| 73/74 | E100/300 | 1 | 1 | | | C8TZ 6793-B | |
| 73/76 | | 1 | 1 | | | C4AZ 6A827-A | |
| 77/ | E-F100 | | 1 | | | D7TZ 6A827-A | |
| 73/74 | E100/300 | 1 | 1 | | | C5AZ 6840-A | |
| 73/77 | P350/500 | | 1 | | | GASKET (OIL FILTER ADAPTER)—use w/ spin-on type filter | |
| 6853 HOSE (CRANKCASE VENTILATION)—cut to fit from bulk hose (4090 or 6A664) | | | | | | | |
| 73/74 | E100/300 | 1 | 1 | | | C5AZ 6A868-B | |
| 73/74 | E100/300 | 1 | 1 | | | C5TZ 6881-A | |
| 73/77 | P350/500 | | 1 | | | ADAPTER (OIL FILTER)—use w/spin-on filter | |
| 6890 INSERT (OIL FILTER MOUNTING BOLT) | | | | | | | |
| 73/77 | F100/350, B-F500 | 1 | 1 | | | D7AZ 6890-A | |
| 75/77 | E100/350 | | 1 | | | | |
| 78/ | | | 1 | 1 | | | |
| 73/74 | E100/300, P350/500 | 1 | 1 | | | EAA 6890-C | |
| 75/77 | P350/500 | | 1 | | | | |
| 6A892 RETAINER (CRANKCASE VENTILATION)— grommet | | | | | | | |
| 73 | E100/300, F100/350, P350/500 | 1 | 1 | | | C8SZ 6A892-A | |
| 73/77 | B-F500, E300 | | 1 | | | P.C.V. valve to oil filler cap | |
| 73/75 | F250/350 | | 1 | | | P.C.V. valve to valve cover | |
| 74/ | E100/350 | 1 | 1 | 1 | | Elbow to valve cover | |
| 74/76 | F100 | 1 | 1 | | | P.C.V. valve to valve cover | |
| 74/77 | F100/350, P350/500 | 1 | 1 | | | Elbow to valve cover | |
| 74 | P350/500 | | 1 | | | P.C.V. valve to oil filler cap | |
| 77/ | F100 | | 1 | | | Elbow to valve cover | |
| 78/ | F150/350 | | 1 | 1 | | P.C.V. Valve to valve cover | |
| | | | | | | P.C.V. valve to valve cover | |

APRIL, 1980

COPYRIGHT © 1980—

FORD MOTOR
COMPANY

—DEARBORN, MICHIGAN

CHANGE 1

1973/79
TRUCK SERIES 100/500

6 CYL.-3.9L (240 C.I.D.),
4.9L (300 C.I.D.)

| YEAR | MODEL/RESTRICTIONS | QUANTITY | | | PART NUMBER | DESCRIPTION |
|-------|--------------------|----------|---------------|-------------|---------------|---|
| | | 240 | 300 L/DH/D | 300 DH/D | | |
| | | | | | 6A892 | RETAINER (CRANKCASE VENTILATION)- -- Cont'd grommet |
| 73/77 | B-F500 | | 1 | | C8AZ 6A892-A | Elbow to oil filler cap |
| 73 | P350/500 | | 1 | | | Flame arrester to rear of valve cover |
| 75/77 | E100/350 | | 1 | 1 | | Elbow to oil filler cap |
| 77 | F100 | | 1 | | | Elbow to oil filler cap |
| 78/ | E-F100/350 | | 1 | 1 | | Elbow to oil filler cap |
| 73/74 | E100/300, P350/500 | 1 | 1 | | ★ C5AZ 6894-A | BOLT ASSY. (OIL FILTER ADAPTER MOUNTING) |
| 75 | P350/500 | | 1 | | | 3 1/4" long-use w/spin-on filter-D8TZ 6894-A (1/79) |

1973/79 TRUCK SERIES 100/500

| YEAR | MODEL/RESTRICTIONS | QUANTITY | | | | PART NUMBER | DESCRIPTION |
|------|--------------------|----------|--|--|--|-------------|-------------|
| | | 302 | | | | | |

▲ 6007 ENGINE ASSEMBLY

▲ Current production engine assemblies may be ordered from the local parts distribution center by furnishing the engine code from the vehicle certification label or the identification tag number that is attached to the exterior of the engine assembly.

| | | | | | | | | |
|-------------|--|-----------------|--|--------------|-----------------|--|--|------|
| | | 6008 | | | | GASKET SET (COMPLETE OVERHAUL)- Refer to 6E078 and 6079 | | |
| 73/ | | 4 | | | C20Z 6A008-A | DOWEL (CYLINDER HEAD TO CYLINDER BLOCK) 7/16" height x 9/16" I.D. x 43/64" O.D.-split | | |
| 76/ | | 1 | | | D6AZ 6D008-A | HEATER KIT (CYLINDER BLOCK) | | |
| Consists of | | 1-D6AJ 6A018-AA | | Wire assy. | 4-D6AJ 14197-AA | | | Clip |
| | | 1-D6AZ 6A051-A | | Heater assy. | | | | |
| | | 1-D4AB 6A056-AA | | Cap | | | | |

| | | | | | | | |
|-------|-------------------------|-------------|--|--|-------------|--|--|
| | | 6009 | | | | CYLINDER ASSY.-Includes cylinder block with all internal parts of the engine but does not include cylinder heads, tappets, oil pan or cylinder front cover unless indicated | |
| 73/74 | E100/300 -- without T/E | 1 | | | D3TZ 6009-J | | |
| 73/74 | F100 -- without T/E | 1 | | | | | |
| 74 | E100/200 -- T/E | 1 | | | D4TZ 6009-C | | |
| 74 | F100 -- T/E | 1 | | | | | |
| 75/76 | F100 | 1 | | | D6ZZ 6009-B | | |
| 77/78 | | 1 | | | D7TZ 6009-E | | |
| 79 | F100/150 | 1 | | | D9TZ 6009-A | | |
| 79 | E100/250 | 1 | | | D9UZ 6009-A | | |

6010 ◊ BLOCK ASSY. (CYLINDER)

NOTE ◊ is a casting number and cannot be cross referenced to a service number. It will be used as a means of identification only when casting number is unique to only one 6010 assembly.

Δ Main bearing cap stud must be relocated for oil pick up on some applications.

| | | | | | | | |
|-------|----------|---|--|--|---------------|------------------------------------|--|
| 73 | | 1 | | | Δ D1TZ 6010-B | Incl. (1) C50Z 6269-D thrust plate | |
| 74/77 | | 1 | | | D70Z 6010-A | | |
| 78 | F100/150 | 1 | | | D8AZ 6010-A | | |
| 79 | E100/250 | 1 | | | D9AZ 6010-A | | |
| 79 | F100/150 | 1 | | | | | |

6B018 WIRING ASSY. (BLOCK HEATER)

| | | | | | | | |
|-------|----------|---|--|--|--------------|----------|--|
| 73 | | 1 | | | D2AZ 6B018-A | 74" long | |
| 74/75 | E100/300 | 1 | | | D7TZ 6B018-A | | |
| 75/ | F100/150 | 1 | | | | | |
| 75/ | F100/150 | 1 | | | D4AZ 6B018-A | R.H. | |

6019 COVER ASSY. (CYLINDER FRONT)

| | | | | | | | |
|-------|-------------------------------|---|--|--|-------------|---|--|
| 73/79 | "Before Ser. DE0,001" | 1 | | | D6AZ 6019-A | | |
| 79 | E100/250- "From Ser. DE0,001" | 1 | | | D9AZ 6019-A | | |
| 79 | F100/150- "From Ser. DE0,001" | 1 | | | D9BZ 6019-A | | |
| 73/75 | | 4 | | | 56126-S | (B-319-M)-bolt (cover to block)-hex. washer head-5/16"-18 x 2" | |
| 76/ | F100/150 | 2 | | | | | |
| 73/ | E100/300, F100/150 | 1 | | | 300958-S | (B-73-B)-bolt (pump to cover to block)-hex. head-5/16"-18 x 5" (cover to block) | |
| 73/ | F100/150 | 1 | | | | | |
| 74/ | F100/150 | 1 | | | 383963-S | (BB-545-BE)-bolt (pointer and water pump to block)-5/16"-18 x 2 7/8" | |
| 78 | F100/150 | 3 | | | 56724-S | (B-318-GH)-bolt (cover to block) hex. washer head-5/16"-18 x 1 1/2" | |
| 79 | E100/250 | 2 | | | 384039-S | (WW-135-B)-stud (cover to block) -5/16"-18 x 5/16"-18 x 3 1/8" | |

1973/79
TRUCK SERIES 100/500

| YEAR | MODEL/RESTRICTIONS | QUANTITY | | | | PART NUMBER | DESCRIPTION |
|-------|--|----------|--|--|--|------------------|---|
| | | 302 | | | | | |
| 73/78 | | 1 | | | | ★ C20Z 6020-A | GASKET (CYLINDER FRONT COVER)-r/b D9AZ 6020-A(3/79) |
| 79 | | 1 | | | | D9AZ 6020-A | |
| 6023 | | | | | | POINTER (TIMING) | |
| 73 | E100/200, E300(82) -- exc. Calif. | 1 | | | | D1TZ 6023-A | |
| 73 | E300(89) | 1 | | | | | |
| 73 | E100/200, E300(82) -- Calif. | 1 | | | | D3UZ 6023-A | Incl.(1) D3UE 6E016-A decal and instruction sheet |
| 74 | E100/300 | 1 | | | | | |
| 73/76 | F100 -- exc. Calif. | 1 | | | | C9TZ 6023-A | 3 31/32" long |
| 77/78 | "Before Ser. BG0,001" | 1 | | | | | |
| 78 | F100 -- exc. Calif. | 1 | | | | | |
| 78 | F150 "From Ser. BG0,001" | | | | | | |
| 73/76 | F100 -- California | 1 | | | | D20Z 6023-A | |
| 78 | F100 -- Calif. "From Ser. BG0,001" | 1 | | | | | |
| 79 | | 1 | | | | | |
| 73/74 | E100/200, E300(82) -- exc. Calif. | 1 | | | | 373913-S | (UU-40)-screw (pointer to cover)-self tapping hex. head-No. 10-24 x 5/16" |
| 73/74 | E300(89) | 1 | | | | | |
| 75/78 | F100/150 | 2 | | | | 384039-S | (WW-135-B)-stud (pointer to frt. cover)-5/16"-18 x 5/16"-18 x 3 1/8" |
| 79 | | 1 | | | | 388551-S2 | (WW-135-C)-stud (pointer to cover) -5/16"-18 x 5/16"-18 x 3 11/32" |
| 79 | | 1 | | | | 388552-S8 | (WW-135-AN)-stud (pointer to cover) -5/16"-18 x 5/16"-18 x 3 3/32" |
| 6A023 | | | | | | SUPPORT (REAR) | |
| 73/74 | E100/300 | 1 | | | | C8UZ 6A023-A | |
| 73/ | F100 -- M/T and C4- "Before Ser. C00,001" | 1 | | | | D5TZ 6A023-A | |
| 76/ | F100 -- M/T and C4- "From Ser. C00,001" | 1 | | | | D6TZ 6A023-A | |
| 77 | F150 | 1 | | | | | |
| 73/78 | F100 -- C/M- "Before Ser. CC0,001" | 1 | | | | D8TZ 6A023-C | |
| 78 | F100/150(Super Cab) -- A/T- "Before Ser. CC0,001" | 1 | | | | D8TZ 6A023-B | |
| 78 | F100/150(Super Cab) -- M/T | 1 | | | | D8TZ 6A023-A | |
| 78/ | F150(Super Cab) -- A/T- "From Ser. CC0,001" | 1 | | | | D9TZ 6A023-A | |
| 73/74 | E100/300 | 4 | | | | ED56344-S100 | (B-324)-bolt (support to frame)-hex. washer head 3/8"-16 x 2" |
| 6026 | | | | | | PLUG (ENGINE) | |
| 73/ | | 4or6 | | | | D7AZ 6026-A | Std.-1.50" O.D. |
| | | AR | | | | C8AZ 6026-D | .060" O/S |
| 73/ | | 1 | | | | 87710-S | (P-16)-plug (plug water outlet)-pipe-3/8"-18 x 15/32" |
| 73/74 | | 1 | | | | 352532-S | (PP-60)-plug (oil tube hole)-cup-3/8" dia. |
| 73 | | 5 | | | | 353055-S7 | (PP-29)-plug (main gallery)-pipe-1/4"-16 |
| 73/ | | 6 | | | | 371485-S | (PP-48-A)-plug (clean out holes in cyl. head)-pipe-3/4"-14 |
| 73/ | | 1 | | | | 376099-S | (PP-73-A)-plug (cylinder block rear)-cup-3/4" |
| 73/ | | 2 | | | | | (Cyl. block oil passage) |
| 73/ | | 3 | | | | 376301-S | (PP-67-A)-plug (cyl. block oil passage)-cup-1/2" |
| 74/ | | AR | | | | 87837-S | (P-15)-plug (oil gallery and drain holes)-pipe-1/4"-18 |
| 78/ | F100/150 | 6 | | | | 358048-S | (PP-43)-Plug (core holes in head) -3/4"-14 |

1973/79
TRUCK SERIES 100/500

| YEAR | MODEL/RESTRICTIONS | QUANTITY | | | | PART NUMBER | DESCRIPTION |
|--|--|----------|--|--|--|---------------|--|
| | | 302 | | | | | |
| | | | | | | 6028-9 | BRACKET (FRONT SUPPORT) |
| 73/74 | E100/300 | 1 | | | | C8UZ 6028-B | Crossmember type |
| 73/ | F100 | 1 | | | | D7TZ 6028-B | R.H. |
| 77/ | F150 | 1 | | | | D7TZ 6029-B | L.H. |
| 79 | E100/250 | 1 | | | | D7UZ 6028-A | R.H. |
| | | 1 | | | | D7UZ 6029-A | L.H. |
| 73/74 | E100/300 | 4 | | | | ★ 56360-S2 | Bolt (bracket to frame)-pilot-7/16"-14 x 1" |
| | | 2 | | | | 56161-S4 | (B-320-U)-Bolt (bracket to frame)-7/16"-14 x 1" |
| | | 2 | | | | 382927-S4 | (MM-173-MU)-locknut-7/16"-14 |
| 77 | F150 | 8 | | | | 381902-S | (BB-178-C)-bolt (bracket to frame) -3/8" - 16 x 1 1/4" Hex. Hd. pilot |
| | | | | | | 6030 | BRACKET (FRONT SUPPORT) |
| 73/74 | E100/300 | 1 | | | | C8TZ 6030-B | Upper |
| | | 1 | | | | C8TZ 6030-A | Lower |
| 79 | E100/250 | 1 | | | | D5UZ 6031-A | BRACKET (FRONT SUPPORT EXTENSION)-L.H. |
| | | | | | | 6038-9 | INSULATOR ASSY. (FRONT SUPPORT) |
| 73/ | F100/150 | 2 | | | | C8UZ 6038-B | R.H. and L.H. |
| 79 | E100/250 | 1 | | | | D5UZ 6038-A | R.H. |
| | | 1 | | | | D5UZ 6038-B | L.H. |
| 73/ | | 2 | | | | 34979-S2 | (M-89-FA)-locknut (insulator to 6028 bracket)-1/2"-13 |
| | | 2 | | | | 356606-S8 | (XX-184)-washer-flat-1/2" |
| | | 4 | | | | ★ 353659-S2 | Bolt (insulator to eng.)-7/16"-14 x 1 1/8" |
| | | 4 | | | | 382927-S4 | (MM-173-MU)-lockwasher-7/16" |
| 75/ | | 1 | | | | D6TZ 6038-A | SHIELD ASSY. (HEAT) |
| 73/74 | E100/300 | 1 | | | | ★ C8UZ 6046-A | SUPPORT (FRONT BRACKET)-Not repl.(3/79) |
| 73/74 | E100/300 | 2 | | | | 56161-S4 | (B-320-U)-bolt (6046 support to frame)- 7/16"-14 x 1" |
| | | 2 | | | | 382927-S4 | (MM-173-MU)-locknut-7/16"-14 |
| | | | | | | 6049 | ◇ HEAD (CYLINDER) |
| ◇ 6090 is a casting number and generally cannot be cross referenced to a service number. It will be used as a means of identification only when casting number is unique to one 6049 assembly. | | | | | | | |
| 73/74 | Without T/E | 2 | | | | D20Z 6049-C | Complete with valves |
| 73/74 | Without T/E | 2 | | | | D20Z 6049-B | Without valves |
| 74 | E100/200 -- T/E | 2 | | | | D4UZ 6049-A | Without valves-18MM spark plug holes |
| 74 | E100/200 -- T/E | 2 | | | | D50Z 6049-A | Without valves-14MM spark plug holes |
| 74 | F100 -- T/E | 2 | | | | D4DZ 6049-A | Without valves |
| 74 | F100 -- T/E | 2 | | | | D50Z 6049-C | Complete with valves |
| 75/76 | F100 | 2 | | | | D7TZ 6049-A | Without valves |
| 77 | F100 -- M/T | 2 | | | | | |
| 77 | F100 -- A/T Calif. | 2 | | | | | |
| 75/76 | F100 | 2 | | | | D7TZ 6049-B | Complete with valves-use with rocker arm studs |
| 77 | F100 -- M/T | 2 | | | | | |
| 77/78 | F100 -- A/T Calif. or Hi altitude- "Before Ser. BC0,001" | 2 | | | | | |
| 77 | F100 -- A/T exc. Calif. | 2 | | | | D70Z 6049-A | Without valves-use with rocker arm studs-must be used with D70Z 9433-A gasket set |
| 77/78 | F150 | 2 | | | | | |
| 78 | F100 -- A/T exc. Calif. or Hi altitude- "Before Ser. BC0,001" | 2 | | | | | |
| 78 | F100 -- M/T exc. Calif. or Hi altitude- "Before Ser. BC0,001" | 2 | | | | | |

**1973/79
TRUCK SERIES 100/500**

8 CYL. - 5.0L (302 C.I.D.)

| YEAR | MODEL/RESTRICTIONS | QUANTITY | | | | PART NUMBER | DESCRIPTION |
|--|--|----------|--|--|--|--------------|---|
| | | 302 | | | | | |
| 6049 ◇HEAD (CYLINDER) — Cont'd | | | | | | | |
| ◇ 6090 is a casting number and generally cannot be cross referenced to a service number. It will be used as a means of identification only when casting number is unique to one 6049 assembly. | | | | | | | |
| 77 | F100 -- A/T exc. Calif. or Hi altitude | 2 | | | | D70Z 6049-C | Complete with valves |
| 78 | F100 -- Calif or Hi alt.— "From Ser. BC0,001" | 2 | | | | D8TZ 6049-A | Without valves—use with rocker arm bolts |
| 79 | F100/150 -- exc. Canada | 2 | | | | | |
| 79 | F100 -- Canada | 2 | | | | | |
| 78 | F100/150 -- exc. Calif. or Hi altitude "From Ser. BC0,001" | 2 | | | | D8AZ 6049-A | Without valves—use with rocker arm bolts |
| 79 | E-F150 -- Canada | 2 | | | | | |
| 79 | E100/250 -- exc. Canada | 2 | | | | | |
| 79 | E100 -- Canada | 2 | | | | | |
| 78 | F100/150 -- exc. Calif. or Hi altitude— "From Ser. BC0,001" | 2 | | | | D8AZ 6049-D | Complete with valves—use with rocker arm bolts |
| 79 | E-F150 -- Canada | 2 | | | | | |
| 79 | E100/250 -- exc. Canada | 2 | | | | | |
| 79 | E100 -- Canada | 2 | | | | | |
| 78 | F100/150 -- Calif. or Hi alt.— "From Ser. BC0,001" | 2 | | | | D8TZ 6049-R | Complete with valves—use with rocker arm bolts |
| 79 | F100/150 -- exc. Canada | 2 | | | | | |
| 79 | F100 -- Canada | 2 | | | | | |
| 74/ | | 4 | | | | 351418-S | (UU-136)—insert(used in front and rear of cyl. head)—5/8"—11 O.D. thread x 7/16"—14 I.D. thread |
| 6051 GASKET (CYLINDER HEAD) | | | | | | | |
| 73/ | | 2 | | | | D70Z 6051-C | |
| 73/79 | "Before Ser. FE0,001" AR | | | | | D6AZ 6A051-A | HEATER ASSY. (BLOCK)—600 watt |
| 79 | "From Ser. FE0,001" AR | | | | | E0AZ 6A051-A | 600 watt |
| 6054 RETAINER (REAR SUPPORT) | | | | | | | |
| 73/74 | E100/300 -- M/T | 1 | | | | C5TZ 6054-A | |
| 73/ | F100 -- M/T | 1 | | | | | |
| 74/ | F100 -- C/M -- "Before Ser. FA0,001" | 1 | | | | D3TZ 6054-A | |
| 77/ | F150 -- exc. C6 A/T -- "Before Ser. FA0,001" | 1 | | | | | |
| 78/ | F100/150 -- C6 A/T -- "Before Ser. FA0,001" | 1 | | | | D7TZ 6054-A | |
| 79 | F100 -- C/M-- "From Ser. FA0,001" | 1 | | | | D9TZ 6054-A | |
| 79 | F100/150 -- A/T "From Ser. FA0,001" | 1 | | | | | |
| 73/74 | E100/300 | 2 | | | | 20392-S8 | (B-120-A)—bolt (retainer to 6068 insulator to trans)—1/2"—13 x 1 1/2" |
| | | 2 | | | | 34809-S8 | (X-68)—flat washer—1/2" |
| 6065 BOLT (CYLINDER HEAD) | | | | | | | |
| 73/ | | 10 | | | | C20Z 6065-A | 7/16"—14 x 2 19/64" |
| 73/ | | 10 | | | | C20Z 6065-B | 7/16"—14 x 3 29/32" |
| 6068 INSULATOR (REAR SUPPORT) | | | | | | | |
| 73/74 | E100/300 -- M/T | 1 | | | | C5TZ 6068-A | |
| 73/ | F100 -- M/T | 1 | | | | | |
| 77/ | F150 -- M/T | 1 | | | | | |

| YEAR | MODEL/RESTRICTIONS | QUANTITY | | | | PART NUMBER | DESCRIPTION |
|---|--------------------|-------------------------|--|--|--|-------------------|--|
| | | 302 | | | | | |
| 6068 INSULATOR (REAR SUPPORT) — Cont'd | | | | | | | |
| 73/74 | E100/300 -- A/T | 1 | | | | D2UZ 6068-A | |
| 73/ | F100 -- C4 | 1 | | | | | |
| 73/ | F100 -- C/M | 1 | | | | D3TZ 6068-C | |
| 78/ | F100/150 -- C6 A/T | 1 | | | | D8TZ 6068-A | |
| 79 | E100/250 | 1 | | | | D5UZ 6068-B | |
| 73/ | E-F100 | 1 | | | | 354580-S | (BB-167)-bolt (insulator to cross member)-3/8"-16 x 3 1/4" |
| | | 1 | | | | 376575-S8 | (M-173-H)-locknut-3/8"-16 |
| 73/ | | AR | | | | D6AZ 6E072-A | LABEL (BUILD CODE & INFORMATION) -Also refer to Service Bulletin #155 |
| 77/78 | | 1 | | | | D70Z 6E078-A | GASKET SET (LOWER) |
| Consists of | | | | | | | |
| | 1-C20Z 6020-A | Gasket (front cover) | | | | 2-D30E 6722-AA | Seal (oil pan) |
| | 1-B8TZ 6026-A | Gasket (oil inlet tube) | | | | or D30E-6723-AA | |
| | 1-C3AZ 6700-A | Seal (front cover) | | | | 1-C20Z 6734-A | Gasket (drain plug) |
| | 2-C90Z 6701-A | Seal (crankshaft rear) | | | | 1-C20Z 8507-B | Gasket (water pump) |
| | 1-C90E 6710-B | Gasket (oil pan R.H.) | | | | 1-C5AZ 8507-B | Gasket (water pump) |
| | 1-C90E 6711-B | Gasket (oil pan L.H.) | | | | 1-D7AZ 8513-A & | Gasket (water pump cover) |
| | | | | | | 1-C5AZ 8513-A | |
| | | | | | | 1-C3AZ 9417-C | Gasket (fuel pump) |
| 79 | | 1 | | | | D9AZ 6E078-A | |
| Consists of | | | | | | | |
| | 1-D9AZ 6020-A | Gasket (front cover) | | | | 2-C20Z 6734-A | Gasket (drain plug) |
| | 1-B8TZ 6626-A | Gasket (oil inlet tube) | | | | 1-C20Z 8507-B | Gasket (water pump) |
| | 1-C3AZ 6700-A | Seal (front cover) | | | | 1-D9AZ 8507-A | Gasket (water pump) |
| | 1-D0AZ 6700-A | Seal (front cover) | | | | 1-D7AZ 8513-A | Gasket (water pump cover) |
| | 2-C90Z 6701-A | Seal (crankshaft rear) | | | | 1-D9AZ 8513-A | Gasket (water pump cover) |
| | 1-D9ZE 6710-AA | Gasket (oil pan R.H.) | | | | 1-C3AZ 9417-C | Gasket (fuel pump) |
| | 1-D9ZE 6711-AA | Gasket (oil pan L.H.) | | | | | |
| | 2-D30E 6722-AA | Seal (oil pan) | | | | | |
| | or D30E 6723-AA | | | | | | |
| 6079 GASKET SET (VALVE GRIND) | | | | | | | |
| 73/75 | | 1 | | | | D1AZ 6079-B | |
| Consists of | | | | | | | |
| | 2-D00Z 6051-A | Gasket | | | | 2-D0AZ 6584-B | Gasket |
| | 16-C7AZ 6571-B | Seal | | | | 1-C9AZ 8255-A | Gasket |
| | | | | | | | ▲ 1-D10Z 9A424-A Seal |
| | | | | | | | ▲ 1-D10Z 9A425-A Seal |
| | | | | | | | ▲ 2-C80E 9439-A,B,C or Gasket |
| | | | | | | | D50E 9439-AA |
| ▲ Also serviced in D1AZ 9433-B | | | | | | | |
| 76 | | 1 | | | | D60Z 6079-A | |
| Consists of | | | | | | | |
| | 2-D70Z 6051-C | Gasket | | | | 2-D6AZ 6584-A | Gasket |
| | 16-C7AZ 6571-B | Seal | | | | 1-C9AZ 8255-A | Gasket |
| | | | | | | | ▲ 1-D10Z 9A424-A Seal |
| | | | | | | | ▲ 1-D10Z 9A425-A Seal |
| | | | | | | | ▲ 2-C80E 9439-A,B,C or Gasket |
| | | | | | | | D50E 9439-AA |
| ▲ Also serviced in D1AZ 9433-B | | | | | | | |
| 77/78 | | 1 | | | | ★ D70Z 6079-A | R/b D9AZ 6079-A (8/79) |
| Consists of | | | | | | | |
| | 2-D70Z 6051-C | Gasket (cyl. head) | | | | ▲ 1-D10E 9A424-A | Seal (intake manifold) |
| | 16-C7AZ 6571-B | Seal (valve stem) | | | | ▲ 1-D10E 9A425-A | Seal (intake manifold) |
| | 2-D6AZ 6584-A | Gasket (rocker cover) | | | | ▲ 2-D8DE 9439-AA | Gasket (intake manifold) |
| | 1-C9AZ 8255-A | Gasket (water outlet) | | | | | |
| ▲ Also Serviced in D70Z 9433-A | | | | | | | |
| 79 | | 1 | | | | D9AZ 6079-A | |
| Consists of | | | | | | | |
| | 2-D70Z 6051-C | Gasket (cyl. hd.) | | | | ▲ 1-D1AE 9A424-AA | Seal (intake manifold) |
| | 16-C7AZ 6571-B | Seal (valve stem) | | | | ▲ 1-D1AE 9A425-AA | Seal (intake manifold) |
| | 2-D0AZ 6584-B | Gasket (rocker cover) | | | | ▲ 2-D8DE 9439-AA | Gasket (intake manifold) |
| | 1-C9AZ 8255-A | Gasket (water outlet) | | | | | |
| ▲ Also serviced in D9AZ 9433-A | | | | | | | |

1973/79
TRUCK SERIES 100/500

| YEAR | MODEL/RESTRICTIONS | QUANTITY | | | | PART NUMBER | DESCRIPTION |
|---|--|----------|--|--|--|--------------|---|
| | | 302 | | | | | |
| 78 | F100/150 -- exc. T/E | 2 | | | | D84Y 6E086-A | INSERT (CYLINDER HEAD)-5/8"-18 x 7/16"-14 x 4.80" long |
| 78 | F150(Super cab) -- C6 A/T- "Before Ser. CC0,001" | 2 | | | | D3TZ 6096-A | BRACKET (REAR SUPPORT) |
| 78/ | F150(Super cab) -- C6 A/T- "From Ser. CC0,001" | 2 | | | | D8TZ 6096-A | |
| 78 | F100/150(Super cab) -- M/T- "Before Ser. CC0,001" | 2 | | | | D7TZ 6096-A | |
| 78/ | F100/150(Super cab) -- M/T "From Ser. CC0,001" | 2 | | | | D8TZ 6096-B | |
| 73/74 | E100/300 | 2 | | | | C8TZ 6A096-A | SPACER (FRONT SUPPORT) |
| 73/74 | E100/300 | 2 | | | | 56161-S4 | (B-320-U)-bolt (6A096 spacer to 6028 support)-7/16"-14 x 1 1/4" |
| | | 2 | | | | 382927-S4 | (MM-173-MU)-locknut-7/16"-14 |
| | | | | | | 6108 | ◇PISTON ASSY. (INCL. PIN)-red and blue sizes are optional for select fit. |
| <p>◇ 6110 and ‡ 6205 are casting numbers and generally cannot be cross referenced to a service number. They will be used as a means of identification only when casting number is unique to only ◇ 6108 or ‡ 6200 assembly.</p> | | | | | | | |
| 73/76 | | 8 | | | | D30Z 6108-A | Std. (red) |
| | | AR | | | | D30Z 6108-B | Std. (blue) |
| | | AR | | | | D30Z 6108-C | .003" O/S |
| | | AR | | | | D30Z 6108-D | .020" O/S |
| | | AR | | | | D30Z 6108-E | .030" O/S |
| | | AR | | | | D30Z 6108-F | .040" O/S |
| 77/78 | | 8 | | | | D7ZZ 6108-A | Std. (red) |
| | | AR | | | | D7ZZ 6108-B | Std. (blue) |
| | | AR | | | | D7ZZ 6108-C | .003" O/S |
| | | AR | | | | D7ZZ 6108-D | .020" O/S |
| | | AR | | | | D7ZZ 6108-E | .030" O/S |
| | | AR | | | | D7ZZ 6108-F | .040" O/S |
| 79 | | 8 | | | | D9AZ 6108-A | Std. (red) |
| | | AR | | | | D9AZ 6108-B | Std. (blue) |
| | | AR | | | | D9AZ 6108-C | .003" O/S |
| | | AR | | | | D9AZ 6108-D | .020" O/S-to be avail. |
| | | AR | | | | D9AZ 6108-E | .030" O/S-to be avail. |
| | | AR | | | | D9AZ 6108-F | .040" O/S-to be avail. |
| | | | | | | 6135 | PIN (PISTON) |
| 73/ | | 8 | | | | B2AZ 6135-A | # Green-.600 I.D. x .9121" O.D. x 3.023" long-std. |
| | | 8 | | | | B2AZ 6135-B | .001" O/S |
| | | | | | | 6148 | RING SET (PISTON PARTIAL)-CONSISTS OF the necessary rings to re-ring (2) pistons. |
| 73/ | | 4 | | | | C3AZ 6148-F | Standard |
| | | AR | | | | C3AZ 6148-G | .020" O/S |
| | | AR | | | | C3AZ 6148-H | .030" O/S |
| | | AR | | | | C3AZ 6148-J | .040" O/S |
| 73/ | | 8 | | | | D30Z 6200-A | ‡ROD ASSY. (CONNECTING) |
| | | | | | | 6211 | BEARING (CONNECTING ROD) |
| 73/ | | 16 | | | | C20Z 6211-R | Std. Upper and lower |
| | | AR | | | | C20Z 6211-S | .001" U/S |
| | | AR | | | | C20Z 6211-T | .002" U/S |
| | | AR | | | | C20Z 6211-U | .010" U/S |
| | | AR | | | | C20Z 6211-V | .020" U/S |
| | | AR | | | | C20Z 6211-Y | .030" U/S |
| | | AR | | | | C20Z 6211-Z | .040" U/S |
| 73/ | | 16 | | | | C3DZ 6212-A | NUT (CONNECTING ROD)-5/16"-24 hex. chamfered |
| 73/ | | 16 | | | | C3AZ 6214-A | BOLT (CONNECTING ROD)-5/16"-24 x 2 5/64" |

| YEAR | MODEL/RESTRICTIONS | QUANTITY | | | | PART NUMBER | DESCRIPTION |
|---------------|--|----------|--|---------------|--|----------------------|---|
| | | 302 | | | | | |
| | | | | | | 6250 | CAMSHAFT |
| 73/74 | Without T/E | 1 | | | | C3AZ 6250-V | # UA-incl. (1) 378189-S dowel pin |
| 74 | T/E | 1 | | | | D30Z 6250-C | |
| 75 | | 1 | | | | | |
| 76 | F100 -- exc. Calif.- "Before Ser. A50,001" | 1 | | | | | |
| 76/ | F100 -- Calif. | 1 | | | | D50Z 6250-A | |
| 76/ | F100 -- exc. Calif. "From Ser. A50,001" | 1 | | | | | |
| 77/ | F150 | 1 | | | | | |
| 79 | E100/250 | 1 | | | | | |
| 73/ | | 1 | | | | 378189-S | Dowel-5/16" x 1 3/8" |
| 73/ | | 1 | | | | C20Z 6A251-A | BEARING KIT (CAMSHAFT)-Standard |
| Consists of | | Front | | 1-C20Z 6266-A | | Plug | |
| 1-C20Z 6261-A | | Center | | 1-C20Z 6267-A | | Front (intermediate) | |
| 1-C20Z 6262-A | | Rear | | 1-C20Z 6270-A | | Rear (intermediate) | |
| 1-C20Z 6263-A | | | | | | | |
| 73/ | | 1 | | | | D3AZ 6256-B | SPROCKET (CAMSHAFT)-nylon-42 teeth |
| 73/ | | 1 | | | | 376058-S | (BB-157-A)-bolt (sprocket to camshaft)- 3/8"-16 x 1 1/2" |
| | | | | | | 6261 | BEARING (CAMSHAFT FRONT) |
| 73/ | | 1 | | | | C20Z 6261-A | Standard |
| | | AR | | | | C20Z 6261-B | .015" U/S |
| | | | | | | 6262 | BEARING (CAMSHAFT CENTER) |
| 73/ | | 1 | | | | C20Z 6262-A | Standard |
| | | AR | | | | C20Z 6262-B | .015" U/S |
| | | | | | | 6263 | BEARING (CAMSHAFT REAR) |
| 73/ | | 1 | | | | C20Z 6263-A | Standard |
| | | AR | | | | C20Z 6263-B | .015" U/S |
| | | | | | | 6266 | PLUG (CAMSHAFT REAR BEARING) |
| 73/ | | 1 | | | | C20Z 6266-A | Standard-2.51" thick |
| | | 1 | | | | C5AZ 6266-A | .060" O/S |
| | | | | | | 6267 | BEARING (CAMSHAFT FRONT INTERMEDIATE) |
| 73/ | | 1 | | | | C20Z 6267-A | Standard |
| | | AR | | | | C20Z 6267-B | .015" U/S |
| 73/ | | 1 | | | | C30Z 6268-A | CHAIN (TIMING)-58 links |
| | | | | | | 6269 | PLATE (CAMSHAFT THRUST) |
| 73/ | | 1 | | | | C90Z 6269-A | Std.-1 3/4" I.D. x 1/4" thick-(2) oil grooves |
| | | AR | | | | C90Z 6269-B | .002" O/S |
| | | AR | | | | C90Z 6269-C | .004" O/S |
| 73/ | | 2 | | | | 42911-S | (B-41-A)-Bolt (plate to block) -1/4"-20 x 5/8" |
| 73 | | 2 | | | | 375932-S | (BB-807-G)-screw-flat clutch head-1/4"-20 x 5/8" |
| | | | | | | 6270 | BEARING (CAMSHAFT REAR INTERMEDIATE) |
| 73/ | | 1 | | | | C20Z 6270-A | Standard |
| | | AR | | | | C20Z 6270-B | .015" U/S |
| 73/ | | 1 | | | | C20Z 6278-A | WASHER (CAMSHAFT SPROCKET)- 13/32" I.D. x 1 3/16" O.D. x 7/32" thick |
| 73/ | | 1 | | | | D5AZ 6287-B | ECCENTRIC (CAMSHAFT FUEL PUMP DRIVE)-Inner |
| | | 1 | | | | D0AZ 6287-A | Outer |
| 73/ | | 1 | | | | 43002-S | (B-257)-bolt (eccentric to cam)-3/8"-16 x 1/2" |
| 73/ | | 1 | | | | C0DZ 6A302-A | PIN (CRANKSHAFT REAR OIL SEAL)- 3/32" O.D. x 5/16" long-pointed |
| 73/78 | | 1 | | | | D20Z 6303-B | CRANKSHAFT ASSY.- # 2MA-iron |
| 79 | | 1 | | | | D9AZ 6303-A | # 2MAD |
| 73/ | | 1 | | | | D50Z 6306-A | SPROCKET (CRANKSHAFT) 21 tooth |
| 73/ | | 1 | | | | 372890-S | (LL-17)-key (sprocket to crankshaft)- 3/16" x 1 13/32" |
| 73/75 | "Before Ser. W40,001" -not used "From Ser. W40,001" | 1 | | | | C30Z 6310-B | SLINGER (CRANKSHAFT OIL) |

1973/79
TRUCK SERIES 100/500

| YEAR | MODEL/RESTRICTIONS | QUANTITY | | | | PART NUMBER | DESCRIPTION |
|-------|--|----------|--|--|--|---|---|
| | | 302 | | | | | |
| 6A312 | | | | | | PULLEY ASSY. (CRANKSHAFT OUTER) - Also refer to pulley I.D. Chart, Section 60, Page 12 | |
| 73/74 | E100/300 -- std. cooling and std. alternator | 1 | | | | C9TZ 6A312-B | # C9TE 6A312-C-single sheave-4 5/16" dia. 2 5/32" long-uses 3/8" belt-incl. (3) 42998-S-8 bolt |
| 73 | E100/300 -- hang-on A/C | 1 | | | | D3UZ 6A312-B | |
| 73/74 | E100/300 -- integral A/C | 1 | | | | D1TZ 6A312-B | # D1TE 6312-BA-triple sheave-8 13/32" outer sheave dia.-6 1/2" inner sheave dia.-uses 1/2" belts |
| 73/74 | E100/300 -- P/S without A/C and T/E | 1 | | | | D1TZ 6A312-A | # D1TE 6312-AB-double sheave-6 3/8" pulley dia.-2 13/16" long-uses 3/8" belts |
| 74 | E100/300 -- T/E with or without P/S without A/C | 1 | | | | D4UZ 6A312-A | # D3UE 6312-AA-triple sheave-6 3/8"-uses 3/8" belts |
| 73/74 | F100 -- std. cooling and std. alternator-without T/E | 1 | | | | D0ZZ 6A312-A | # D0ZE 6312-B-triple sheave-6 11/16" dia.-5 15/16" dia.-replaces single sheave pulley |
| 77/ | F100 -- without T/E, P/S or A/C | 1 | | | | | # D00E 6312-A |
| 77/ | F150 -- without P/S or A/C | 1 | | | | | |
| 78 | F100/150 -- A/T Calif. without P/S or A/C | 1 | | | | | |
| 73/ | F100 -- hang-on A/C | 1 | | | | D2AZ 6A312-E | |
| 79 | E100/250 -- hang-on A/C | 1 | | | | | |
| 73/ | F100/150 -- P/S-without A/C or T/E | 1 | | | | D5DZ 6A312-A | # D3DE 6312-AA-four sheaves |
| 73/74 | F100 -- integral A/C without T/E | 1 | | | | | |
| 73/74 | F100 -- 55 amp. alternator with or without P/S-without A/C | 1 | | | | | |
| 77/ | F150 -- with A/C or P/S | 1 | | | | | |
| 77/ | F100 -- T/E and A/C | 1 | | | | | |
| 78 | F100 -- P/S with or without T/E or A/C | 1 | | | | | |
| 78/ | F100 -- A/C without T/E | 1 | | | | | |
| 79 | E100/250 -- with or without A/C | 1 | | | | | |
| 74/ | F100 -- T/E without P/S or A/C | 1 | | | | D4TZ 6A312-B | # D3AE 6312-BA-double sheave - 6 9/16 " dia. outer pulley - 5 3/4" dia. inner pulley |
| 78 | F100 -- M/T Calif. without P/S or A/C | 1 | | | | | |
| 74/ | F100 -- T/E,P/S without A/C | 1 | | | | D4AZ 6A312-A | # D3AE 6312-C1A, C2A-four sheave-replaces pulleys # D3AE 6312-AA |
| 79 | E100/250 -- hang-on A/C | 1 | | | | D00Z 6A312-E | # D00E 6312-B-two sheaves-may be required to install hang-on A/C on units equipped with DOAE 6312-C or D00E 6312-C O.E. pulleys |
| 6316 | | | | | | DAMPER ASSY. (CRANKSHAFT) - also refer to pulley I.D. chart, Section 60, page 12 | |
| 73/74 | E100/300 | 1 | | | | D3UZ 6316-A | 6 1/2" O.D. x 3 7/32" long |
| 73/77 | F100/150 | 1 | | | | D8TZ 6316-B | # D8TE-FA |
| 78 | F100/150 "Before Ser. BG0,001" | 1 | | | | D8TZ 6316-A | # D8TE-EA |
| 78/ | F100/150 "From Ser. BG0,001" | 1 | | | | D8TZ 6316-B | # D8TE-FA |
| 79 | E100/250 | 1 | | | | | |
| 73/ | | 1 | | | | 377850-S | (BB-273-A)-bolt (damper to crankshaft)-5/8"-18 x 2" |

ENGINE BEARING APPLICATION CHART

| YEAR | SIZE O.D. | SIZE I.D. | U P P E R | L O W E R | PART NUMBER | | | | |
|---|-----------|-------------|-----------------------|-----------------------|--------------|--------------------|--------------|-------------------|--------------|
| | | | | | FRONT | FRONT INTERMEDIATE | CENTER | REAR INTERMEDIATE | REAR |
| 6333-37 BEARING (CRANKSHAFT, MAIN) | | | | | | | | | |
| Notes: Upper has full oil groove and (1) slot, lower is plain | | | | | | | | | |
| 73/ | Std. | Std.-.0959" | x | | C3AZ 6333-P | C3AZ 6333-P | C3AZ 6337-P | C3AZ 6333-P | C3AZ 6333-P |
| | | .001" | x | | C3AZ 6333-R | C3AZ 6333-R | C3AZ 6337-R | C3AZ 6333-R | C3AZ 6333-R |
| | | .002" | x | | C3AZ 6333-S | C3AZ 6333-S | C3AZ 6337-S | C3AZ 6333-S | C3AZ 6333-S |
| | | .010" | x | | C3AZ 6333-T | C3AZ 6333-T | C3AZ 6337-T | C3AZ 6333-T | C3AZ 6333-T |
| | | .020" | x | | C3AZ 6333-U | C3AZ 6333-U | C3AZ 6337-U | C3AZ 6333-U | C3AZ 6333-U |
| | | .030" | x | | C3AZ 6333-V | C3AZ 6333-V | C3AZ 6337-V | C3AZ 6333-V | C3AZ 6333-V |
| 73/ | Std. | Std.-.0959" | x | | C3AZ 6333-AA | C3AZ 6333-AA | C3AZ 6337-AA | C3AZ 6333-AA | C3AZ 6333-AA |
| | | .001" | x | | C3AZ 6333-AB | C3AZ 6333-AB | C3AZ 6337-AB | C3AZ 6333-AB | C3AZ 6333-AB |
| | | .002" | x | | C3AZ 6333-AC | C3AZ 6333-AC | C3AZ 6337-AC | C3AZ 6333-AC | C3AZ 6333-AC |
| | | .010" | x | | C3AZ 6333-AD | C3AZ 6333-AD | C3AZ 6337-AD | C3AZ 6333-AD | C3AZ 6333-AD |
| | | .020" | x | | C3AZ 6333-AE | C3AZ 6333-AE | C3AZ 6337-AE | C3AZ 6333-AE | C3AZ 6333-AE |
| | | .030" | x | | C3AZ 6333-AF | C3AZ 6333-AF | C3AZ 6337-AF | C3AZ 6333-AF | C3AZ 6333-AF |

| YEAR | MODEL/RESTRICTIONS | QUANTITY | | | PART NUMBER | DESCRIPTION |
|--|-------------------------------------|----------|--|--|--------------|---|
| | | 302 | | | | |
| 6345 BOLT (CRANKSHAFT MAIN BEARING CAP) | | | | | | |
| 73/ | | 9 | | | C20Z 6345-A | 7/16"-14 x 3 5/32" -hex. head-7/16" |
| 73/ | | 1 | | | C6TZ 6345-C | Stud (attach oil pump screen to bearing cap)-3/8"-16 x 7/16"-14 x 4 3/32" |
| 73/74 | E100/300 -- hang-on A/C | 1 | | | ★D3UZ 6359-A | SPACER (CRANKSHAFT DAMPER) - Not replaced (8/78) |
| 73 | A/T | 1 | | | C20Z 6A366-A | PLATE (FLYWHEEL REINFORCING)-2 1/8" I.D. x 3 27/32" O.D. x 5/64" thick-(6) 29/64" holes |
| 6375 FLYWHEEL ASSY. | | | | | | |
| 73/77 | M/T- "Before Ser. Y80,001" | 1 | | | D7TZ 6375-C | # D7TF-GA |
| 73/74 | A/T -- without T/E | 1 | | | C5AZ 6375-T | 164 tooth ring gear |
| 76/77 | A/T - "From Ser. C25,001" | 1 | | | | |
| 78 | F100/150 -- C4 A/T without T/E | 1 | | | | |
| 79 | C4 A/T Calif. | 1 | | | | |
| 74 | A/T and T/E | 1 | | | D30Z 6375-A | 14 1/4" dia.-164 tooth |
| 75/76 | A/T-"Before Ser. C25,001" | 1 | | | | |
| 78 | F100/150 -- C6 A/T, T/E | 1 | | | D1ZZ 6375-A | |
| 79 | C6-A/T | 1 | | | | |
| 77/78 | M/T- "From Ser. Y80,001 to BE0,001" | 1 | | | D7TZ 6375-G | |
| 78/ | M/T- "From Ser. BE0,001" | 1 | | | D8TZ 6375-A | # D7TE-GB |
| 73/ | | 1 | | | B8A 6378-A | WASHER (CRANKSHAFT PULLEY RETAINING)-21/32" I.D. x 1 3/4" O.D. x 7/32" thick |
| 6379 BOLT (FLYWHEEL TO CRANKSHAFT) | | | | | | |
| 73/ | M/T | 6 | | | B8AZ 6379-A | 7/16"-20 x 15/16" |
| 73/ | A/T | 6 | | | D2AZ 6379-B | 7/16"-20 x 23/32" used without 6A366 plate |
| 73/ | M/T | 1 | | | C5AZ 6384-D | GEAR (FLYWHEEL RING)-164 tooth |
| 6392 HOUSING ASSY. (FLYWHEEL) | | | | | | |
| 73/74 | E100/300 -- M/T | 1 | | | D1TZ 6392-D | # D1TA 6394-BA-consists of (1) D1TZ 6392-B, (1) B9AZ 7522-A lever and (2) 62329-S rivet |
| 73/ | F100 -- M/T | 1 | | | | |
| 77/ | F150 -- M/T | 1 | | | | |
| 79 | E100/350 | 1 | | | | |

1973/79
TRUCK SERIES 100/500

8 CYL. - 5.0L (302 C.I.D.)

| YEAR | MODEL/RESTRICTIONS | QUANTITY | | | | PART NUMBER | DESCRIPTION |
|-------|---|----------|--|--|--|---------------|---|
| | | 302 | | | | | |
| | | | | | | 6392 | HOUSING ASSY. (FLYWHEEL) — Cont'd |
| 73 | | 2 | | | | 20508-S8 | (B-110)-bolt (housing to block)-7/16"-14 x 1 37/64" |
| 73/ | | 4 | | | | 20546-S8 | (B-114)-bolt (housing to block)-7/16"-14 x 2 1/4" |
| 74/ | | 2 | | | | 20470-S8 | (B-107)-bolt (housing to block)-7/16"-14 x 1 1/2" |
| 73 | | 6 | | | | 34808-S8 | (X-67)-lockwasher (housing to block)-7/16" |
| 74/ | | 6 | | | | 34848-S8 | (X-75)-lockwasher (housing to block)-7/16" |
| 73/ | | 2 | | | | EAD 6397-A | DOWEL (CYLINDER BLOCK)-to flywheel housing-1/2" x 1" |
| 73/ | M/T | 1 | | | | C40Z 6424-A | SEAL (REAR COVER PLATE)-4 1/4" I.D. x 5 3/4" O.D. |
| 73/ | | 16 | | | | D1AZ 6500-A | TAPPET ASSY. (VALVE)-HYDRAULIC |
| | | | | | | 6505 | VALVE (EXHAUST) |
| 73/78 | "Before Ser. BE0,001" | 8 | | | | ★ D2TZ 6505-A | Std. Stem dia.-.3414"-r/b D8TZ 6505-J & C90Z 6550-A (8/78) |
| | | AR | | | | D2TZ 6505-C | .015" O/S stem dia. |
| | | AR | | | | ★ D2TZ 6505-D | .030" O/S stem dia.-r/b D8TZ 6505-L & C90Z 6550-A (12/79) |
| 78/ | "From Ser. BE0,001" | 8 | | | | D8TZ 6505-J | Std.-stem dia.-.3414" |
| | | AR | | | | D8TZ 6505-K | .015" O/S Stem dia. |
| | | AR | | | | D8TZ 6505-L | .030" O/S Stem dia. |
| | | | | | | 6507 | VALVE (INTAKE) |
| 73/78 | "Before Ser. BE0,001" | 8 | | | | D2TZ 6507-A | Std. stem dia.-.3420" |
| | | AR | | | | D2TZ 6507-C | .015" O/S stem dia. |
| | | AR | | | | D2TZ 6507-D | .030" O/S stem dia. |
| 78/ | "From Ser. BE0,001" | 8 | | | | D5TZ 6507-A | Std.-stem dia.-.3418" |
| | | AR | | | | D5TZ 6507-B | .003" O/S stem dia. |
| | | AR | | | | D5TZ 6507-C | .015" O/S stem dia. |
| | | AR | | | | D5TZ 6507-D | .030" O/S stem dia. |
| | | | | | | 6570 | BUSHING (VALVE GUIDE) |
| 73/ | | AR | | | | D6AZ 6510-A | Intake and exhaust |
| | | | | | | 6513 | SPRING (VALVE) |
| 73/75 | | 8 | | | | C90Z 6513-B | # Red-intake |
| 76 | F100 -- exc. Calif.- "Before Ser. A50,001" | 8 | | | | D30Z 6513-A | # Purple-exhaust |
| 76 | F100 -- Calif.- "Before Ser. A50,001" | 8 | | | | C90Z 6513-B | # Red-intake |
| | | 8 | | | | D50Z 6513-A | Exhaust |
| 76/78 | F100- "From Ser. A50,001 to Ser. BE0,001" | 8 | | | | C90Z 6513-B | # Red intake |
| | | 8 | | | | D50Z 6513-A | Exhaust |
| 77/78 | F150- "Before Ser. BE0,001" | | | | | | |
| 78/ | F100/150- "From Ser. BE0,001" | 8 | | | | D8AZ 6513-B | Intake |
| 79 | E100/250 | 8 | | | | D50Z 6513-A | Exhaust |
| | | | | | | 6514 | VALVE SPRING (RETAINER) |
| 73/ | | 8 | | | | D4AZ 6514-A | Intake |
| | | 8 | | | | D30Z 6514-A | Exhaust |
| 73/ | | AR | | | | B3Q 6515-A | SPACER (VALVE SPRING)-.030" thick 1" I.D. |
| | | | | | | 6517 | SLEEVE (VALVE SPRING RETAINING) - INTAKE |
| 73/ | | 8 | | | | D4AZ 6517-A | |
| 73/ | | 32 | | | | 7HA 6518-A | KEY (VALVE SPRING RETAINER) |
| | | | | | | 6524 | BAFFLE (VALVE PUSH ROD VALLEY) |
| 73/74 | Without T/E | 1 | | | | C20Z 6524-A | |
| 75/ | | 1 | | | | | |
| 74 | T/E | 1 | | | | ★ D4DZ 6524-A | Not repl.(4/79) |
| 73/ | | 2 | | | | 381709-S | (UU-52-G)-screw (baffle to intake manifold)-self tapping-hex. head-1/4"-20 x 3/8" |

| YEAR | MODEL/RESTRICTIONS | QUANTITY | | | | PART NUMBER | DESCRIPTION |
|-------|-----------------------------|----------|--|--|--|--------------|---|
| | | 302 | | | | | |
| 73/78 | "Before Ser. BE0,001" | 16 | | | | C90Z 6A527-A | STUD (VALVE ROCKER ARM) 5/16"-24 x 2 3/4"-.3717" dia. positive stop |
| | | AR | | | | C90Z 6A527-B | .006" O/S |
| | | AR | | | | C90Z 6A527-C | .010" O/S |
| | | AR | | | | C90Z 6A527-D | .015" O/S |
| 78/ | "From Ser. BE0,001" | 16 | | | | D8AZ 6A527-A | 5/16"-18 x 1.40" |
| 73/78 | "Before Ser. BE0,001" | 16 | | | | C20Z 6A528-C | SEAT (VALVE ROCKER ARM) |
| 78/ | "From Ser. BE0,001" | 16 | | | | D7AZ 6A528-A | |
| 73/ | | 16 | | | | D0AZ 6A529-A | NUT (VALVE ROCKER ARM STUD)-5/16"-24 hex. |
| 77/ | | 8 | | | | C90Z 6550-A | CAP (VALVE STEM EXHAUST) - not required with D2TZ 6505-A, B, C, or D valves |
| 73/78 | "Before Ser. BE0,001" | 16 | | | | C60Z 6564-B | ARM (VALVE ROCKER)-# F |
| 78/ | "From Ser. BE0,001" | 16 | | | | D8AZ 6564-A | "stamped steel" |
| 73/76 | | 16 | | | | C90Z 6565-B | ROD (VALVE PUSH)-6.905" long |
| 78/ | "From Ser. BE0,001" | AR | | | | D00Z 6565-C | .060" U/S |
| | | AR | | | | D00Z 6565-D | .060" O/S |
| 77/78 | "Before Ser. BE0,001" | 16 | | | | C80Z 6565-A | 6.883" |
| 73/ | | 16 | | | | C7AZ 6571-B | SEAL (VALVE STEM)-rubber- 57/64" O.D. x 23/32" high |
| | | | | | | 6582 | COVER ASSY. (VALVE ROCKER ARM) |
| 73 | | 1 | | | | D20Z 6582-D | R.H. |
| 75 | F100 -- exc. Calif. | 1 | | | | D5DZ 6582-B | L.H. |
| 76/77 | F100 | 1 | | | | D20Z 6582-D | R.H. |
| 77 | F150 | 1 | | | | D20Z 6582-C | L.H. |
| 74 | Without T/E | 1 | | | | D4DZ 6582-A | R.H. |
| | | 1 | | | | D4DZ 6582-B | L.H. |
| 74 | T/E | 1 | | | | ★D4TZ 6582-B | R.H.-not replaced (8/78) |
| | | 1 | | | | D4DZ 6582-B | L.H. |
| 75 | F100 -- Calif. | 1 | | | | D5DZ 6582-A | R.H. |
| | | 1 | | | | D5DZ 6582-B | L.H. |
| 78 | F100 | 1 | | | | D80Z 6582-A | R.H. |
| 79 | E-F100/250 -- exc. Canada | 1 | | | | ★D80Z 6582-B | L.H.-r/b D84Y 6582-A (9/79) |
| 78 | F150 | 1 | | | | D80Z 6582-A | R.H. |
| 79 | E150/250 -- Canada | 1 | | | | ★D8BZ 6582-B | L.H.-r/b D84Y 6582-A (9/79) |
| 79 | F150 -- Canada | 1 | | | | | |
| 73/74 | E100/300 | 12 | | | | 356748-S | (BB-124)-bolt (cover to cyl. head)-1/4"-20 x 5/8" |
| 73/74 | F100 -- A/T | 12 | | | | | |
| 73/74 | F100 -- M/T | 11 | | | | | |
| 75 | F100 | 11 | | | | | |
| 76 | F100 -- exc. Calif. | 11 | | | | | |
| 76 | F100 -- Calif. | 12 | | | | | |
| 77/78 | F100 | 12 | | | | | |
| 77/78 | F150 | 11 | | | | | |
| 79 | E100/250 | 5 | | | | | |
| 79 | F100/150 | 6 | | | | | |
| 73 | F100 -- M/T | 1 | | | | 383210-S | (WW-128-A)-stud & washer (cover to cyl. head)- 1/4"-20 x 1/4"-20 x 1 9/16" |
| 75 | F100 | 1 | | | | | |
| 76 | F100 -- exc. Calif. | 1 | | | | | |
| 77 | F150- "Before Ser. Y20,001" | 1 | | | | | |
| 77/ | F150- "From Ser. Y20,001" | 1 | | | | 387738-S36 | (WW-127-ZE)-stud & washer (cover to cyl. head)-1/4"-20 x 1/4"-20 x 1 27/32" |
| 79 | E100/250 | 1 | | | | | |
| 79 | E100/250 | 6 | | | | 387883-S2 | (WW-160-E)-stud (cover to cyl. head) -1/4"-20" x 1.82" |
| 79 | F100/150 | 6 | | | | | |

1973/79
TRUCK SERIES 100/500

8 CYL. - 5.0L (302 C.I.D.)

| YEAR | MODEL/RESTRICTIONS | QUANTITY | | | | PART NUMBER | DESCRIPTION |
|-------|-----------------------------------|----------|--|--|--|----------------|---|
| | | 302 | | | | | |
| 73/75 | | 2 | | | | D0AZ 6584-B | GASKET (VALVE ROCKER ARM COVER) |
| 76/78 | | 2 | | | | D6AZ 6584-A | |
| 79 | | 2 | | | | D9AZ 6584-A | |
| 78/ | F100/150 - "From Ser. BC0,001" | 8 | | | | D8AZ 6A588-A | GUIDE (VALVE ROCKER ARM FULCRUM) |
| 73/ | | 1 | | | | C20Z 6600-A | PUMP ASSY. (OIL)-rotor type-hex. drive- incl. (1) C20Z 6626-C gskts. |
| 73/ | | 2 | | | | 42999-S | (B-253)-bolt (pump to block)-3/8"-16 x 1 1/8" |
| | | 2 | | | | 34807-S8 | (X-66)-lockwasher-3/8" |
| 73/ | | 1 | | | | B8A 6608-A | ROTOR and SHAFT ASSY. (OIL PUMP DRIVE) |
| | | | | | | 6616 | PLATE (OIL PUMP BODY) |
| 73/ | | 4 | | | | 42911-S | (B-141-A)-bolt (cover plate to body)-1/4"-20 x 5/8" |
| | | 4 | | | | 34805-S8 | (X-62)-lockwasher-1/4" |
| 73/ | | 1 | | | | C20Z 6A616-A | PLUG (OIL PUMP RELIEF VALVE)-cup type |
| 73/ | | 1 | | | | D8AZ 6A618-A | SHAFT ASSY. (OIL PUMP INTERMEDIATE)- -incl. retaining ring |
| | | | | | | 6622 | SCREEN, TUBE and COVER ASSY.-(OIL PUMP) |
| 73/74 | E100/300 | 1 | | | | D1TZ 6622-A | |
| 73/ | F100/150 | 1 | | | | C9TZ 6622-A | |
| 79 | E100/250 | 1 | | | | D9UZ 6622-A | |
| 73/ | | 1 | | | | 33799-S8 | (M-52)-nut (screen to stud)-3/8"-16 |
| 73/ | | 1 | | | | 34807-S8 | (X-66)-lockwasher (screen to stud)-3/8" |
| 73/ | | 2 | | | | 357235-S | (BB-136)-bolt (screen to pump)-5/16"-18 x 7/8" |
| 73/ | | 1 | | | | B8TZ 6626-A | GASKET (OIL PUMP INLET TUBE) |
| 73/77 | | 1 | | | | B8A 6629-A | RING OIL PUMP INTERMEDIATE SHAFT RETAINER)-1/2" O.D.-6 prongs |
| 78/ | F100/150 | 1 | | | | D8AZ 6629-A | |
| 79 | E100/250 | 1 | | | | | |
| | | | | | | 6659 | GASKET (OIL PUMP TO BLOCK)-not req'd. |
| | | | | | | 6A664 | HOSE (CRANKCASE VENTILATION)- also refer to groups 6N664 or 6853 |
| 73/ | | AR | | | | C9PZ 6A664-A | *KCV-1-cut to fit-15/32" I.D.-25 ft. long |
| 73/ | | AR | | | | C9PZ 6A664-B | *KCV-2-cut to fit-5/8" I.D.-25 ft. long |
| 73/ | | AR | | | | D3PZ 6A664-A | *KCV-3-cut to fit-3/8" I.D. - 25 ft. long |
| 73/74 | E300 | 1 | | | | D3UZ 6A664-B | Approx. 5 3/4" and 90° bend at both ends |
| 73/74 | F100 | 1 | | | | ★ 6A664 | 16" long (P.C.V. valve to vent tube)-cut to fit from bulk hose (4090) |
| 79 | | 1 | | | | | |
| 73/74 | | 1 | | | | ★ 6N664 | HOSE (CRANKCASE VENTILATION)-carburetor to crankcase vent tube-cut to fit from bulk hose(4090) |
| | | | | | | 6A666 | VALVE (POSITIVE CRANKCASE VENTILATION)- P.C.V. |
| 73/74 | Without T/E | 1 | | | | ★ D8AZ 6A666-A | *EV-68-B-r/b D90Z 6A666-A(8/79) |
| 75/76 | | 1 | | | | | |
| 78 | F100/150 | 1 | | | | | |
| 74 | T/E | 1 | | | | D8TZ 6A666-A | *EV-77-B |
| 77/78 | From 30,000 miles | 1 | | | | D7AZ 6A666-A | *EV-93 - High flow type |
| 78 | F100 4/W/D A/T w/o T/E Calif. | | | | | | |
| 77/78 | Before 30,000 miles | 1 | | | | D8AZ 6A666-A | *EV-68B - Low flow type |
| 79 | All | 1 | | | | D9ZZ 6A666-A | *EV-98-B |

| YEAR | MODEL/RESTRICTIONS | QUANTITY | | | | PART NUMBER | DESCRIPTION |
|-------|-------------------------------------|----------|--|--|--|----------------|---|
| | | 302 | | | | | |
| 73/ | | 1 | | | | C20Z 6674-A | PLUNGER (OIL PUMP RELIEF VALVE)-rotor type pump-3 grooves on 9/16" O.D. x 1 9/16" long |
| | | | | | | 6675 | PAN ASSY. (OIL) |
| 73 | E100/300- "Before Ser. R20,001" | 1 | | | | D1TZ 6675-C | |
| 73/74 | E100/300- "From Ser. R20,001" | 1 | | | | D3UZ 6675-B | |
| 73/ | F100/150 | 1 | | | | C9TZ 6675-B | |
| 79 | E100/250 | 1 | | | | D9UZ 6675-A | # D9TE-CA |
| 73/ | | 4 | | | | 357235-S | (BB-136)-bolt (oil pan to front cover, oil pan to block)-5/16"-18 x 7/8" |
| 73/ | | 18 | | | | 356748-A | (BB-124)-bolt (oil pan to front cover, oil pan to block)- 1/4"-20 x 5/8" |
| 73/78 | | 1 | | | | C3AZ 6700-A | SEAL (CYLINDER FRONT COVER OIL) |
| 79 | | 1 | | | | D0AZ 6700-A | |
| 73/ | | AR | | | | C90Z 6701-A | PACKING (CRANKSHAFT REAR)-rope type- 6 51/64" long-cut to fit |
| 73/ | | 2 | | | | C9ZZ 6701-A | Split lip type |
| | | | | | | ★6710-1 | Supplied only in 6781 gasket set |
| | | | | | | ★6722-3 | Supplied only in 6781 gasket set |
| | | | | | | 6730 | PLUG (OIL PAN DRAIN) |
| 73/ | | 1 | | | | D6TZ 6730-A | Incl. C20Z 6734-A gasket |
| | | | | | | 6731 | ELEMENT ASSY. (OIL FILTER) |
| 73/78 | | 1 | | | | C1AZ 6731-A | *FL-1-"spin-on" one piece filter-has 3/4"-16 female threads |
| 79 | | 1 | | | | D9AZ 6731-A | *FL-1-A-spin-on |
| 73/ | | 1 | | | | C20Z 6734-A | GASKET (OIL PAN DRAIN PLUG)- # nylon- 1/2" I.D. x 13/16" O.D. x 5/64" thick |
| | | | | | | 6750 | INDICATOR (OIL LEVEL) |
| 73 | E100/300- "Before Ser. R20,001" | 1 | | | | D3UZ 6750-A | # D3UE 6750-AB |
| 73/74 | E100/300- "From Ser. R20,001" | 1 | | | | D3UZ 6750-C | # D3UE 6750-AC |
| 73/74 | F100 | 1 | | | | ★ D0AZ 6750-C | # D0AE 6750-C-r/b D50Z 6750-A |
| 75 | | 1 | | | | D50Z 6750-A | # D50E 6750-AA |
| 76/ | F100/150 | 1 | | | | D60Z 6750-A | # D60E 6750-AA |
| 79 | E100/250 | 1 | | | | E0UZ 6750-B | |
| | | | | | | 6754 | TUBE ASSY. (OIL LEVEL INDICATOR) |
| 73 | E100/300- "Before Ser. R20,001" | 1 | | | | D3UZ 6754-A | |
| 73/74 | E100/300- "From Ser. R20,001" | 1 | | | | D3UZ 6754-C | Approx. 48 5/8" long |
| 73/ | F100/150 | 1 | | | | D20Z 6754-A | |
| 79 | E100/250 | 1 | | | | D9UZ 6754-A | |
| | | | | | | 6758-9 | TUBE (CRANKCASE VENT) |
| 73/74 | E100/300 | 1 | | | | ★ D3UZ 6758-A | Not replaced (8/78) |
| 73 | F100 | 1 | | | | ★ D3TE 6758-AA | 11 1/2" cut from (2269) |
| 74 | F100 | 1 | | | | ★ D3TE 6759-AB | 11 1/2" cut from (2269) |
| 77 | F100 -- M/T Hi Altitude - Calif. | 1 | | | | D7ZZ 6758-B | |
| 78 | F150 -- with A/C | 1 | | | | | |
| 79 | E100/250 | 1 | | | | ★ D9UE 6759-BA | Cut from B7Q 2269-A |

**1973/79
TRUCK SERIES 100/500**

8 CYL. - 5.0L (302 C.I.D.)

| YEAR | MODEL/RESTRICTIONS | QUANTITY | | | | PART NUMBER | DESCRIPTION |
|-------------|----------------------------------|----------|--------|--|--|----------------|--|
| | | 302 | | | | | |
| 73/74 | E100/300 | 1 | | | | D2TZ 6763-A | PIPE (OIL FILLER)-approx. 23" long |
| 79 | E100/250 | 1 | | | | D5TZ 6763-B | |
| | | | | | | 6766 | CAP ASSY. (OIL FILLER and BREATHER) |
| 73/74 | E100/300 | 1 | | | | C7TZ 6766-D | *EC-3-fits on filler pipe |
| 73/78 | | 1 | | | | D60Z 6766-A | *EC-672-optional w/chrome cap |
| | | 1 | | | | D1ZZ 6766-A | # Chrome-optional w/black cap |
| 79 | w/o oil filler tube | 1 | | | | | |
| 79 | E100/250 -- w/filler tube | 1 | | | | C7TZ 6766-D | |
| | | | | | | 6767 | ELBOW (CRANKCASE VENTILATION HOSE) |
| 73/ | F100 | 1 | | | | C8AZ 6767-A | Fits in filler cap-use to attach hose from air cleaner |
| 79 | E100/250 -- without A/C | 1 | | | | | |
| 73 | F100 -- w/dry type air cleaner | 1 | | | | | Air cleaner to 6853 hose |
| 77/ | F100/150 | 1 | | | | D1TZ 6767-A | Nylon (hose to valve cover) |
| 79 | E100/250 | 1 | | | | D9UZ 6767-A | 90°-3/8" O.D. |
| 73/ | | 1 | | | | ★ D00Z 6781-A | GASKET SET (OIL PAN)-r/b D9AZ 6781-A (9/79) |
| Consists of | | | | | | | |
| | 1-C90E 6710-B | | Gasket | | | 2-D30E 6723-AA | Seal |
| | 1-C90E 6711-B | | Gasket | | | 1-C20Z 6734-A | Gasket |
| 73/74 | E100/300 | 1 | | | | D3UZ 6786-B | BRACKET (OIL LEVEL INDICATOR TUBE) |
| 73 | F100 | 1 | | | | D1AZ 6788-A | BRACKET (CRANKCASE VENT HOSE CLIP) |
| 73/74 | E100/300 | 1 | | | | C8TZ 6793-A | HOSE (OIL FILLER PIPE) |
| 79 | E100/250 | 1 | | | | D5TZ 6793-B | |
| | | | | | | ★6853 | HOSE (CRANKCASE VENTILATION)-cut to fit from bulk hose (6A664) |
| 73/74 | E100/300 | 1 | | | | C5AZ 6A868-B | ADAPTER (OIL FILLER) |
| 79 | E100/250 -- A/C | 1 | | | | | |
| 73/ | | 1 | | | | D7AZ 6890-A | INSERT (OIL FILTER MOUNTING BOLT)-attach filter to cylinder block-use with ""spin-on"" type filter |
| | | | | | | 6A892 | RETAINER (CRANKCASE VENTILATION)-grommet |
| 73/74 | E100/300 | 1 | | | | C8SZ 6A892-A | (P.C.V. to cover) |
| 73/74 | F100 | 1 | | | | | (P.C.V. to cap) |
| 75 | F100 | 1 | | | | | (P.C.V. to cover) |
| 76 | | 1 | | | | | (P.C.V. to cover) |
| 77/ | F100/150 | 1 | | | | | (P.C.V. to cap) |
| 77/ | F100/150-dry type air cleaner | 1 | | | | | (Nipple to cover) |
| 79 | E100/250 | 1 | | | | | (P.C.V. to cap) |
| 73/74 | F100 | 1 | | | | C8AZ 6A892-A | (6767 elbow to cover)-17/64" I.D. x 1 7/16" O.D. |
| 75 | F100 | 1 | | | | | (6767 elbow to cap) |
| 76 | | 1 | | | | | (6767 elbow to cover) |
| 77/ | F100/150 -- oil bath air cleaner | 1 | | | | | (6767 elbow to cover) |
| 79 | E100/250 -- without A/C | 1 | | | | | (6767 elbow to cap) |
| 79 | E100/250 -- oil bath air cleaner | 1 | | | | | (6767 elbow to cover) |

| YEAR | MODEL/RESTRICTIONS | QUANTITY | | | | PART NUMBER | DESCRIPTION |
|---|-----------------------|------------|--|---------------|---------------|--|-------------|
| | | 330 M/D | | | | | |
| ▲ 6007 ENGINE ASSEMBLY | | | | | | | |
| ▲ Current production engine assemblies may be ordered from the local parts distribution center by furnishing the engine code from the vehicle certification label or the identification tag number that is attached to the exterior of the engine assembly. | | | | | | | |
| 6008 GASKET SET (COMPLETE OVERHAUL)- Also see 6E078 and 6079 | | | | | | | |
| 73/75 | | 1 | | | ★ C4TZ 6008-E | R/B D5PZ 6E078-L & C4TZ 6079-D (8-75) | |
| Consists of | | | | | | | |
| | 1-C4TZ 6020-A | Gasket | | 1-B8AZ 6659-A | Gasket | | |
| | 2-C4TZ 6051-B | Gasket | | 1-C4TZ 6700-A | Seal | 1-C3AZ 9417-C Gasket | |
| | 2-C1AE 6336-B | Seal | | 2-C9OZ 6701-A | Packing | 1-C8AZ 9A424-A Seal | |
| | 8-C4TZ 6571-H | Seal | | 1-D0AZ 6710-A | Gasket | 1-C8AZ 9A425-A Seal | |
| | 8-C4TZ 6571-G | Seal | | | | | |
| | 2-D0AZ 6584-C | Gasket | | 1-C2OZ 6734-A | Gasket | 2-C8TZ 9441-A Gasket | |
| | 1-B8TZ 6626-A | Gasket | | 1-D1PZ 8255-A | Gasket | 2-C4TZ 9448-A Gasket | |
| | 1-C0AZ 6A636-B | Gasket | | 1-C4TZ 8507-A | Gasket | | |
| 73/77 | | 4 | | | B9AE 6A008-A | DOWEL (CYLINDER HEAD TO CYLINDER BLOCK)-5/8" I.D. x 3/4" O.D. x 7/16" height-split | |
| 6009 | | | | | | | |
| CYLINDER ASSY.-incl. cylinder block with all internal parts of the engine but does not incl. cylinder heads, tappets, oil pan or cylinder front cover unless indicated | | | | | | | |
| 73/77 | | 1 | | | C4TZ 6009-BB | Hydraulic tappets-3 7/8" bore-incl. (1) C4TZ 7007-B plate | |
| 73/77 | | 1 | | | D3TZ 6010-B | Δ-BLOCK ASSY. (CYLINDER) | |
| Δ 6015 is a casting number and generally cannot be cross referenced to a service number. It will be used as a means of identification only when casting number is unique to only one 6010 assembly. | | | | | | | |
| 73/74 | | AR | | | D2AZ 6B018-A | WIRING ASSY. (BLOCK HEATER)-74" long | |
| 73/77 | | 1 | | | C4TZ 6019-E | COVER ASSY. (CYLINDER FRONT) | |
| 73 | | 1 | | | 374408-S | (BB-413-C)-bolt (cover to block)-hex. washer head-5/16"-18 x 3/4" | |
| 73/77 | | 1 | | | 359099-S | (BB-417)-bolt (cover to block)-3/8"-16 x 3 1/16" | |
| 73/77 | | 1 | | | C4TZ 6020-A | GASKET (CYLINDER FRONT COVER) | |
| 73/77 | | 1 | | | C4TZ 6023-A | POINTER (TIMING) | |
| 73 | | 2 | | | 373913-S | (UU-40)-screw (pointer to cover)-No. 10-24 x 5/16" | |
| 6026 PLUG (ENGINE) | | | | | | | |
| 73/77 | | 6 | | | D7AZ 6026-B | Std. (core holes in cyl. block)-1.75" O.D. | |
| | | AR | | | C8AZ 6026-B | .060" O/S | |
| 73 | | 6 | | | D7AZ 6026-A | (Core holes in cyl. block and cyl. head)-cup-1 1/2" dia. | |
| 75/77 | "From Ser. X20,001" | 1 | | | D5TZ 6026-A | (Oil passage in block) -19/32" O.D. - 1/2" - 13 thread | |
| 73/77 | | 1 | | | 87710-S | (P-16)-plug (drain hole in cyl. block when air compressor is not used)-square head-3/8"-18 | |
| 73/75 | "Before Ser. X20,001" | AR | | | 383024-S | (PP-66-AA)-plug (oil passage in block)-cup-7/16" | |
| 75/77 | "From Ser. X20,001" | 5 | | | 87837-S | (P-15)-plug (oil passages in - block)-1/4"-18 x 27/64" | |
| 73/77 | | 1 | | | 352532-S | (PP-60)-plug (oil level tube hole)-cup-3/8" dia. | |
| 73 | | AR | | | 376635-S | (PP-66-A)-plug (oil passage in block)-cup-29/64" O.D. | |
| 73/77 | | 1 | | | 353001-S | (PP-85)-plug (camshaft rear bearing)-cup shaped-2 3/8" dia. | |
| 73 | | | | | 87650-S | (P-12)-plug (plugs hole when air brakes not used)-1/8"-27 x 3/8" | |

1973/79
TRUCK SERIES 100/500

| YEAR | MODEL/RESTRICTIONS | QUANTITY | | | | PART NUMBER | DESCRIPTION |
|--|--------------------|------------|--|--|--------------|--|-------------|
| | | 330 M/D | | | | | |
| | | | | | 6026 | PLUG (ENGINE) — Cont'd | |
| 73/77 | | 6 or 7 | | | 371485-S | (PP-48-A)-plug (core holes in top of cyl. head)-hex. counter sunk head-3/4"-14 | |
| 73/77 | | AR | | | 372561-S | (PP-66-B)-plug (oil crossover in block and front of tappet gallery) cup-15/32" | |
| 74/77 | | 4 | | | 87653-S8 | (P-13)-plug (oil lines in block)-pipe-1/2" - 14 x 3/4" | |
| | | | | | 6A027 | SPACER (SUPPORT INSULATOR) | |
| 73/77 | | 2 | | | C1TT 6A027-B | R.H. and L.H. | |
| | | | | | 6028-9 | BRACKET (FRONT SUPPORT) | |
| 73/77 | | 1 | | | C4TZ 6028-A | | |
| | | | | | 6038-9 | INSULATOR (FRONT SUPPORT) | |
| 73/77 | | 1 | | | TFAA 6038-A | Upper | |
| 73/77 | B500 | 1 | | | C6TZ 6039-A | Lower | |
| 73/77 | F500 | 1 | | | TFAA 6039-A | Lower | |
| | | | | | 6047 | BOLT (FRONT SUPPORT INSULATOR) | |
| 73/77 | | 1 | | | B8Q 6047-A | | |
| | | | | | 6049 | ▲ HEAD (CYLINDER) | |
| △ 6090 is a casting number and cannot be cross referenced to a service number. It will be used as a means of identification only when casting number is unique to only one 6049 assy. | | | | | | | |
| 73/74 | | 2 | | | D4TZ 6049-F | Without valves | |
| 75/77 | Exc. Calif. | 2 | | | | | |
| 73/75 | Without T/E | 2 | | | C4TZ 6049-F | Complete with valves | |
| 75/77 | Calif. | 2 | | | D5TZ 6049-E | Without valves | |
| 73/77 | | 2 | | | D6TZ 6051-A | GASKET (CYLINDER HEAD) | |
| 73/76 | | AR | | | D6AZ 6A051-B | HEATER ASSY. (BLOCK) - 600 watt | |
| | | | | | 6A057 | BRACKET (FRONT SUPPORT) | |
| 73/77 | | 1 | | | D4TZ 6A057-A | | |
| | | | | | 6A061 | INSULATOR (REAR SUPPORT) | |
| 73 | | 2 | | | C4TZ 6A061-A | R.H. and L.H. | |
| | | | | | 6065 | BOLT (CYLINDER HEAD) | |
| 73 | | 10 | | | D4TZ 6065-A | Hex head-1/2"-13 x 41/2" | |
| 74/77 | | 10 | | | | | |
| 73/77 | | 2 | | | C4TZ 6065-A | Hex. head-1/2"-13 x 3 1/2" | |
| 73/76 | | 8 | | | C1AE 6065-C | Hex. head 1/2"-13 x 2 13/16" | |
| 77 | | 8 | | | D6TZ 6065-A | Hex. head - 1/2"-13 x 2 13/16" | |
| | | | | | 6068 | INSULATOR (REAR SUPPORT) | |
| 73/77 | | 2 | | | C4TZ 6068-A | R.H. and L.H. | |
| 73/77 | | AR | | | D6AZ 6E072-A | LABEL (BUILD CODE & INFORMATION) -Also refer to Service Bulletin # 155 | |
| 76/77 | | 1 | | | D5PZ 6E078-L | GASKET SET (LOWER) | |
| Consists of 1-C4TZ 6020-A Gasket (front cover) 2-C90Z 6701-A Packing (crankshaft rear) 2-C1AE 6336-B Seal (crankshaft rear) 1-D0AZ 6710-A Gasket (oil pan) 1-B8TZ 6626-A Gasket (oil pump inlet) 1-C20Z 6734-A Gasket (oil drain plug) 1-C0AZ 6A636-B Gasket (oil filter adapter) 1-C4TZ 8507-A Gasket (water pump) 1-C4TZ 6700-A Seal (front cover) 1-C3AZ 9417-C Gasket (fuel pump) | | | | | | | |
| 73/77 | | 1 | | | C4TZ 6079-D | GASKET SET (VALVE GRIND) | |
| Consists of 2-D6TZ 6051-A Gasket ▲ 1-C8AZ 9A425-A Seal 16-C4TZ 6571-J Seal 1-D1PZ 8255-A Gasket ▲ 2-C8TZ 9441-A Gasket 8-C4TZ 6571-G Seal ▲ 1-C8AZ 9A424-A Seal 2-C4TZ 9448-A Gasket | | | | | | | |

▲ Also serviced in C7TZ-9433-B

| YEAR | MODEL/RESTRICTIONS | QUANTITY | | | PART NUMBER | DESCRIPTION |
|--|--------------------|------------|--|--|----------------|---|
| | | 330 M/D | | | | |
| 6108 PISTON ASSY. (INCL. PIN & RETAINER) | | | | | | |
| 73/77 | | 8 | | | C8TZ 6108-G | Standard |
| | | AR | | | C8TZ 6108-H | .003" O/S |
| | | AR | | | C8TZ 6108-J | .020" O/S |
| | | AR | | | C8TZ 6108-K | .030" O/S |
| | | AR | | | C8TZ 6108-L | .040" O/S |
| | | AR | | | C8TZ 6108-M | .060" O/S |
| 6135 PIN (PISTON) | | | | | | |
| 73/77 | | 8 | | | C6AZ 6135-A | # Green-.975" O.D. |
| | | AR | | | C6AZ 6135-B | # Blue-.001" O/S |
| | | AR | | | C6AZ 6135-C | # Yellow-.002" O/S |
| 73/77 | | 16 | | | C3AZ 6140-B | RETAINER (PISTON PIN)-15/16" I.D. x 1 1/8" O.D. x 3/64" thick |
| 6148 RING SET (PISTON PARTIAL)-Consists of the necessary rings to re-ring (2) pistons | | | | | | |
| 73/77 | | 4 | | | C4TZ 6148-BK | Standard |
| | | AR | | | C4TZ 6148-BL | .020" O/S |
| | | AR | | | C4TZ 6148-BM | .030" O/S |
| | | AR | | | C4TZ 6148-BN | .040" O/S |
| | | AR | | | C4TZ 6148-BR | .060" O/S |
| 73/77 | | 8 | | | C1AZ 6200-C | ROD ASSY. (CONNECTING) |
| 73/77 | | 8 | | | B8A 6207-A | BUSHING (CONNECTING ROD)-split type-1 1/32" O.D. x 1/32" thick x 1 1/4" long |
| 6211 BEARING (CONNECTING ROD) | | | | | | |
| 73/77 | | 16 | | | C6AZ 6211-A | Standard |
| | | AR | | | C6AZ 6211-B | .001" U/S |
| | | AR | | | C6AZ 6211-C | .002" U/S |
| | | AR | | | C6AZ 6211-D | .010" U/S |
| | | AR | | | C6AZ 6211-E | .020" U/S |
| | | AR | | | C6AZ 6211-F | .030" U/S |
| | | AR | | | C6AZ 6211-G | .040" U/S |
| 73/77 | | 16 | | | C9AZ 6212-B | NUT (CONNECTING ROD)-hex.-3/8"-24 |
| 73/77 | | 16 | | | C8AZ 6214-B | BOLT (CONNECTING ROD)-3/8"-24 x 2 1/2" |
| 73/77 | | 1 | | | C4TZ 6250-C | CAMSHAFT (less gear)- # pink band-21 23/32" overall length-15 tooth-distributor gear-7/16"-14 hole at front |
| 73/74 | | 1 | | | ★ C3AZ 6A251-A | BEARING KIT (CAMSHAFT)-r/b D3TZ 6A251-A (12-77) |
| Consists of 1-C3AZ 6261-A Front 1-B8A 6263-AA Rear 1-B8A 6270-AA Rear (intermediate) 1-B8A 6262-AA Center 1-B8A 6267-AA Front (intermediate) 1-353001-S Plug | | | | | | |
| 75/77 | | 1 | | | D3TZ 6A251-A | |
| Consists of 1-D3TZ 6261-B Front 1-B8A 6263-AA Rear 1-B8A 6270-AA Rear(intermediate) 1-B8A 6262-AA Center 1-B8A 6267-AA Front(intermediate) 1-353001-S Plug | | | | | | |
| 6256 SPROCKET (CAMSHAFT) | | | | | | |
| 73/77 | | 1 | | | C8TZ 6256-A | Iron-48 teeth |
| 73/77 | | 1 | | | 73357-S | (N-87-C)-dowel (sprocket to camshaft)-5/16" x 1 1/2" |
| 73/77 | | 1 | | | 304815-S | (B-110-A)-bolt (sprocket to camshaft)-7/16"-14 x 1 7/8" |
| 73/77 | | 1 | | | 34808-S8 | (X-67)-lockwasher-7/16" |
| 73/75 | | 1 | | | ★ 356422-S | Washer (sprocket to camshaft)-1/2" I.D. x 1 1/8" O.D. |
| 6261 BEARING (CAMSHAFT FRONT) | | | | | | |
| 73/77 | | 1 | | | D3TZ 6261-B | Standard |
| | | AR | | | D3TZ 6261-C | .015" U/S |

1973/79
TRUCK SERIES 100/500

| YEAR | MODEL/RESTRICTIONS | QUANTITY | | | PART NUMBER | DESCRIPTION |
|--|----------------------------------|------------|--|--|--------------|---|
| | | 330 M/D | | | | |
| 6262 BEARING (CAMSHAFT CENTER) | | | | | | |
| 73/77 | | 1 | | | B8A 6262-AA | Standard |
| | | AR | | | B8A 6262-AB | .015" U/S |
| 6263 BEARING (CAMSHAFT REAR) | | | | | | |
| 73/77 | | 1 | | | B8A 6263-AA | Standard |
| | | AR | | | B8A 6263-AB | .015" U/S |
| 6267 BEARING (CAMSHAFT FRONT INTERMEDIATE) | | | | | | |
| 73/77 | | 1 | | | B8A 6267-AA | Standard |
| | | AR | | | B8A 6267-AB | .015" U/S |
| 73/77 | | 1 | | | C4TZ 6268-A | CHAIN (TIMING)-64 links |
| 6269 PLATE (CAMSHAFT THRUST) | | | | | | |
| 73/77 | | 1 | | | D3TZ 6269-A | |
| 73/77 | | 2 | | | 380041-S | (BB-639-B)-bolt (plate to block)-7/16"-14 x 5/8" |
| 6270 BEARING (CAMSHAFT REAR INTERMEDIATE) | | | | | | |
| 73/77 | | 1 | | | B8A 6270-AA | Standard |
| | | AR | | | B8A 6270-AB | .015" U/S |
| 73/77 | | 1 | | | C3AZ 6287-A | ECCENTRIC (CAMSHAFT FUEL PUMP DRIVE) |
| 6303 CRANKSHAFT ASSY. | | | | | | |
| 73 | | 1 | | | C8TZ 6303-A | #2T |
| 74/77 | | 1 | | | D3TZ 6303-B | |
| 73/77 | | 1 | | | C4TZ 6306-C | SPROCKET (CRANKSHAFT) |
| 73/77 | | 1 | | | 378704-S | (LL-12-A)-key (sprocket to crankshaft)- 3/16" x 1 13/32" |
| 73/77 | | 1 | | | B8A 6310-A | SLINGER (CRANKSHAFT OIL) |
| 6312 PULLEY ASSY. (CRANKSHAFT)-also refer to pulley I.D. chart, Section 60, page 11. | | | | | | |
| 73/77 | | 1 | | | D3TZ 6312-A | # D3TE 6316-AA-double-sheave-6 7/8" pulley dia.- includes damper |
| 73/77 | | 1 | | | 377850-S | (BB-273-A)-bolt (pulley to crankshaft)-hex. head- 5/8"-18 x 2" |
| 73/77 | | 1 | | | 378705-S | (LL-1-C)-key (pulley to crankshaft)- 1/4" x 1 1/2" x 3/32" |
| 6A312 PULLEY ASSY. (CRANKSHAFT OUTER)-also refer to pulley I.D. chart, Section 60, page 11. | | | | | | |
| 73/75 | "Before Ser. W00,001" | 1 | | | C4TZ 6A312-G | # C4TE 6A312-B-double sheave-6 15/16" inner pulley O.D. and 5 13/16" outer pulley O.D. |
| 75/77 | with P/S- "From Ser. W00,001" | 1 | | | D5TZ 6312-A | Triple sheave- 6 15/16" inner pulley O.D. and 6 1/8 outer pulley O.D. |
| 73/77 | | 1 | | | C1AZ 6A321-C | SEAL KIT (CRANKSHAFT REAR MAIN BEARING) |

Consists of
2-C1AE 6336-B

Seal

2-C90Z 6701-A

Packing

ENGINE BEARING APPLICATION CHART

| YEAR | SIZE O.D. | SIZE I.D. | U P W E R | PART NUMBER | | | | |
|--|--------------|--------------|-----------------------|-------------|-----------------------|-------------|----------------------|-------------|
| | | | | FRONT | FRONT INTERMEDIATE | CENTER | REAR INTERMEDIATE | REAR |
| 6333-37 BEARING (CRANKSHAFT MAIN) | | | | | | | | |
| 73/77 | Std.- | Std.- | x x | C4TZ 6333-H | C4TZ 6333-H | C6TZ 6337-A | C4TZ 6333-H | C4TZ 6333-H |
| | | .0959" | x x | | | | | |
| | | .001" | x x | C4TZ 6333-J | C4TZ 6333-J | C6TZ 6337-B | C4TZ 6333-J | C4TZ 6333-J |
| | | .002 | x x | C4TZ 6333-K | C4TZ 6333-K | C6TZ 6337-C | C4TZ 6333-K | C4TZ 6333-K |
| | | .010" | x x | C4TZ 6333-L | C4TZ 6333-L | C6TZ 6337-D | C4TZ 6333-L | C4TZ 6333-L |
| | | .020" | x x | C4TZ 6333-M | C4TZ 6333-M | C6TZ 6337-E | C4TZ 6333-M | C4TZ 6333-M |
| | | .030" | x x | C4TZ 6333-N | C4TZ 6333-N | C6TZ 6337-F | C4TZ 6333-N | C4TZ 6333-N |
| | .040" | x x | C4TZ 6333-P | C4TZ 6333-P | C6TZ 6337-G | C4TZ 6333-P | C4TZ 6333-P | |

| YEAR | MODEL/RESTRICTIONS | QUANTITY | | | | PART NUMBER | DESCRIPTION |
|-------|--------------------|------------|--|--|--|--------------|--|
| | | 330 M/D | | | | | |
| 73/77 | | 2 | | | | CIAE 6336-B | SEAL (CRANKSHAFT REAR RETAINER)-in rear main bearing cap)-std. |
| | | AR | | | | B8KY 6336-A | .025" O/S |
| 73/77 | | 10 | | | | CIAE 6345-B | BOLT (CRANKSHAFT MAIN BEARING CAP)-1/2"-13 x 3 1/2" |
| | | | | | | ★6366 | COVER (FLYWHEEL HOUSING)-refer to basic 7564 |
| | | | | | | 6375 | FLYWHEEL ASSY. |
| 73/77 | M/T | 1 | | | | C4TZ 6375-E | # C4TE 6380-K,D2TE 6380-BA-188 tooth ring gear - 15" dia.- (8) 3/8"-16 pressure plate attaching holes on 14 1/8" bolt circle |
| 73/77 | | 6 | | | | 372487-S | (BB-395)-bolt (flywheel to crankshaft)-hex. self locking-7/16"-20 x 15/16" |
| 73/77 | | 1 | | | | B8A 6378-A | WASHER (CRANKSHAFT PULLEY RETAINING)-plain-21/32" I.D. x 1 3/4" O.D. x 7/32" thick |
| 73/77 | M/T | 6 | | | | D2AZ 6379-A | BOLT (FLYWHEEL TO CRANKSHAFT)-7/16"-20 x 1 3/16" |
| 73/77 | | 1 | | | | C4TZ 6384-A | GEAR (FLYWHEEL RING)-188 teeth-14 3/4" I.D. x 16 1/64" O.D. |
| 73/77 | | 2 | | | | EAD 6397-A | DOWEL (CYLINDER BLOCK)-to flywheel housing-1/2" x 1" |
| 73/77 | | 1 | | | | B8QH 6411-A | SEAL (flywheel housing dust cover)-18 61/64" x 19 13/64"-rubber-slotted-cut to fit |
| | | | | | | 6500 | TAPPET ASSY. (VALVE) |
| 73/77 | | 16 | | | | C8AZ 6500-A | Hydraulic-1 13/16" length |
| | | | | | | 6505 | VALVE (EXHAUST) |
| 73/77 | | 8 | | | | D5TZ 6505-J | Std. stem dia. - .3708" |
| | | AR | | | | D5TZ 6505-L | .015" O/S stem dia. |
| | | AR | | | | D5TZ 6505-M | .030" O/S stem dia. |
| | | | | | | 6507 | VALVE (INTAKE) |
| 73/77 | | 8 | | | | C4TZ 6507-J | Std. stem dia.-.3714" |
| | | AR | | | | ★C4TZ 6507-K | .003" O/S stem dia.-not repl. (10/79) |
| | | AR | | | | C4TZ 6507-L | .015" O/S stem dia. |
| | | AR | | | | C4TZ 6507-M | .030" O/S stem dia. |
| | | | | | | 6510 | BUSHING (VALVE GUIDE) |
| 73/76 | | AR | | | | D6AZ 6510-B | Exhaust |
| 73/75 | | AR | | | | D1AZ 6510-D | Intake |
| 76 | | AR | | | | D6TZ 6510-C | Intake |
| 73/77 | | 16 | | | | B8A 6513-C | SPRING (VALVE) |
| | | | | | | 6514 | RETAINER (VALVE SPRING) |
| 73/77 | | 16 | | | | C6AZ 6514-A | Intake and exhaust-27/64" I.D. x 1 13/32" O.D. x 1/2" height |
| 73/77 | | AR | | | | B8QH 6515-A | SPACER (VALVE SPRING)-.030" thick 1.07" I.D. |
| | | | | | | 6517 | SLEEVE (VALVE SPRING RETAINER) |
| 73/77 | | 16 | | | | B8A 6517-B | Intake and exhaust |
| 73/77 | | 32 | | | | B8A 6518-A | KEY (VALVE SPRING RETAINER)-intake and exhaust |
| 73/77 | | 1 | | | | C4TZ 6524-A | BAFFLE (VALVE PUSH ROD VALLEY)-to intake manifold |
| 73/77 | | 4 | | | | 381709-S | (UU-52-G)-screw (baffle to intake manifold)-1/4" - 20 x 3/8" |

**1973/79
TRUCK SERIES 100/500**

8 CYL. - 5.4L (330 C.I.D.)

| YEAR | MODEL/RESTRICTIONS | QUANTITY | | | | PART NUMBER | DESCRIPTION |
|-------|--------------------|----------------|--|--|--|---|---|
| | | 330 M/D | | | | | |
| 73/77 | | 2 | | | | C7AZ 6524-B 6A527 | BAFFLE (VALVE SPRING OIL) BOLT (VALVE ROCKER ARM SHAFT SUPPORT) |
| 73/77 | | 2 | | | | C1AZ 6A527-A | 3/8"-14 x 3 19/64" |
| 73/77 | | 6 | | | | C1DZ 6A527-C | 3/8"-16 x 2 31/32" |
| 73/77 | | 8 | | | | 372702-S | (XX-144)-washer-flat-3/8" |
| 73/77 | | 8 | | | | C2AZ 6531-B | SUPPORT (VALVE ROCKER ARM SHAFT) |
| 73/77 | | 2 | | | | B8AZ 6563-D | SHAFT (VALVE ROCKER ARM)-incl. (2) EAA 6572-A plugs |
| 73/77 | | 16 | | | | B8AZ 6564-C 6565 | ARM (VALVE ROCKER) ROD (VALVE PUSH) |
| 73/77 | | 16 AR AR | | | | C8AZ 6565-A C4TZ 6565-D C4TZ 6565-B | Std.-9.59" long .030" U/S .030" O/S |
| | | | | | | 6571 | SEAL (VALVE STEM) |
| 73/77 | | 16 | | | | C4TZ 6571-J | Intake and exhaust-13/16" high |
| 73/77 | | 4 | | | | EAA 6572-A | PLUG (VALVE ROCKER ARM SHAFT)-cup shaped- 17/32" dia. |
| | | | | | | 6582 | COVER ASSY. (VALVE ROCKER ARM) |
| 73/77 | | 2 | | | | C7AZ 6582-A | Steel |
| 73/77 | | 12 | | | | 42789-S8 | (U-10)-screw and lockwasher (cover to cyl. head and intake manifold)-hex. head- 5/16"-18 x 3/4" |
| 73/77 | | 2 | | | | D0AZ 6584-C | GASKET (VALVE ROCKER ARM COVER) |
| 73/77 | | 6 | | | | B8A 6587-B | SPRING (VALVE ROCKER ARM TO SHAFT LOCATING)-approx. 3 3/4" free length-8 coils- 7/8" I.D. |
| 73/77 | | 4 | | | | B8A 6590-A | WASHER (VALVE ROCKER ARM SHAFT)-steel- 7/8" I.D. x 5/16" O.D. x 1/16" thick |
| 73/77 | | 4 | | | | B8A 6598-A | WASHER (VALVE ROCKER ARM SHAFT)-spring- 7/8" I.D. x 1 3/16" O.D. x 1/64" thick |
| 73/77 | | 1 | | | | C8AZ 6600-A | PUMP ASSY. (OIL)-rotor type-incl. (1) B8AZ 6626-B gasket |
| 73/77 | | 2 | | | | 354135-S7-8 | (BB-155-A)-bolt (pump to block)-hex. head- 3/8"-16 x 1 1/8" |
| 73/77 | | 2 | | | | 34807-S8 | (X-66)-washer-lock-3/8" |
| 73/77 | | 1 | | | | B8A 6608-A 6616 | ROTOR and SHAFT ASSY. (OIL PUMP DRIVE) PLATE (OIL PUMP BODY) |
| 73/77 | | 4 | | | | 42911-S | (B-41-A)-screw & washer (plate to pump)- 1/4"-20 x 5/8" |
| 73/77 | | 1 | | | | B8AZ 6A618-A | SHAFT ASSY. (OIL PUMP INTERMEDIATE)-1/4" shaft dia. |
| 73/77 | | 1 | | | | C4TZ 6622-B | SCREEN, TUBE and COVER ASSY. (OIL PUMP) |
| 73 | | 2 | | | | 20326-S7-8 | (B-49)-bolt (tube to pump)-hex. head- 5/16"-18 x 5/8" |
| 73 | | 2 | | | | 34806-S7 | (X-64)-washer-5/16" |
| 73/77 | | 1 | | | | B8TZ 6626-A | GASKET (OIL PUMP INLET TUBE) |
| 73/77 | | 1 | | | | B8A 6629-A | RING (OIL PUMP INTERMEDIATE SHAFT RETAINER)-1/2" O.D. x 6 prongs |
| 73/77 | | 1 | | | | B9AZ 6A630-C | BAFFLE (PUSH ROD CRANKCASE VENTILATION) |
| 73 | | 1 | | | | COAZ 6A636-B | GASKET (OIL FILTER ADAPTER TO CYLINDER BLOCK)-use w/spin-on and cartridge filter |
| 74/77 | | 1 | | | | D3TZ 6A636-A | |

1973/79
8 CYL. - 5.4L (330 C.I.D.) TRUCK SERIES 100/500

| YEAR | MODEL/RESTRICTIONS | QUANTITY | | | | PART NUMBER | DESCRIPTION |
|-------|--------------------|------------|--|--|--|-----------------------|--|
| | | 330 M/D | | | | | |
| 73/74 | | 1 | | | | B8AZ 6659-A 6A662 | GASKET (OIL PUMP TO BLOCK)-1/64" thick BRACKET (CABLE and TUBE MOUNTING)- improvise |
| | | | | | | 6A664 | HOSE (CRANKCASE VENTILATION)-also refer to group 6853 |
| 73/77 | | AR | | | | C9PZ 6A664-A | *KCV-1-cut to fit-15/32" I.D. x 25 ft. long |
| 73/77 | | AR | | | | C9PZ 6A664-B | *KCV-2-cut to fit-5/8" I.D. x 25 ft. long |
| 73/77 | | AR | | | | D3PZ 6A664-A | *KCV-3-cut to fit-3/8" I.D. x 25 ft. long |
| 73/74 | | 1 | | | | C7TZ 6A664-A | 1/2" I.D. tube end x 5/8" I.D. valve end |
| 75 | | 1 | | | | D4TZ 6A664-A 6A666 | 5/16" I.D. tube end- 7/16" I.D. cap end-18" long VALVE (POSITIVE CRANKCASE VENTILATION)- P.C.V. |
| 73 | | 1 | | | | D0AZ 6A666-A | *EV-50 |
| 74/77 | | 1 | | | | D2TZ 6A666-A | *EV-63 |
| 73/77 | | 1 | | | | C6AZ 6670-A | SPRING (OIL PUMP RELIEF VALVE)- 1 63/64" free length |
| 73/77 | | 1 | | | | C6AZ 6674-A | PLUNGER (OIL PUMP RELIEF VALVE)- 1 9/16" long |
| 73/77 | | 1 | | | | C4TZ 6675-A | PAN ASSY. (OIL) |
| 73/77 | | 20 | | | | 20326-S7-8 | (B-49)-bolt (oil pan to block)-5/16"-18 x 5/8" |
| 73/77 | | 20 | | | | 34806-S7 | (X-64)-washer-5/16" |
| 73/77 | | 1 | | | | C4TZ 6700-A 6701 | SEAL (CYLINDER FRONT COVER OIL) PACKING (CRANKSHAFT REAR) |
| 73/77 | | 2 | | | | C90Z 6701-A | Rope type-6 51/64" long-cut to fit |
| 73/77 | | 2 | | | | B8AZ 6701-A | Split lip type - 3 13/32" dia.-rubber |
| 73/77 | | 1 | | | | D0AZ 6710-A 6730 | GASKET (OIL PAN)-cork and rubber PLUG-ENGINE (OIL PAN DRAIN) |
| 73/75 | | 1 | | | | ★ D1AZ 6730-B | Incl. C20Z 6734-A gasket - Repl. by D6TZ 6730-A(9/76) |
| 76 | | 1 | | | | D6TZ 6730-A 6731 | Incl. C20Z 6734-A gasket ELEMENT ASSY. (OIL FILTER) |
| 73/77 | | 1 | | | | C1AZ 6731-A | *FL-1-"spin-on" filter has 3/4"-16 female threads |
| 73/77 | | 1 | | | | C20Z 6734-A | GASKET (OIL PAN DRAIN PLUG)- # nylon-1/2" I.D. x 13/16" O.D. x 5/64" thick |
| | | | | | | 6750 | INDICATOR (OIL LEVEL) |
| 73/77 | | 1 | | | | C4TZ 6750-D | 30 1/4" shield to full 31 1/4" shield to add 33 1/16" shield to end |
| 73 | | 1 | | | | C4TZ 6751-A | BOSS (OIL LEVEL INDICATOR) |
| 73/77 | | 1 | | | | D0TZ 6754-E 6766 | TUBE ASSY. (OIL LEVEL INDICATOR) CAP ASSY. (OIL FILLER and BREATHER) |
| 73/77 | | 1 | | | | C8AZ 6766-A | *EC-1- # black-has open top for 6767 elbow-use as oil filler cap |
| 73 | | 1 | | | | C8AZ 6766-B | *EC-2 # chrome |
| 73/77 | | 1 | | | | C8AZ 6767-A 6853 | ELBOW (CRANKCASE VENTILATION HOSE)- 6853 hose to cap-90° HOSE (CRANKCASE VENTILATION)-oil filler cap to air cleaner-cut to fit from bulk hose (6A664) |
| 73/77 | | 1 | | | | COAZ 6881-A | ADAPTER ASSY. (OIL FILTER)-use w/spin-on type filter |
| 73/77 | | 4 | | | | ★ 358720-S | Screw & washer (adapter to block)- 5/16"-18 x 1 1/8" |
| 73 | | 1 | | | | B8A 6890-A 6A892 | INSERT (OIL FILTER MOUNTING BOLT)- 3/4"-16 external threads-1/2" I.D. x 1 5/16" long- use w/spin-on filter RETAINER (CRANKCASE VENT)-grommet |
| 73/77 | | 1 | | | | C8AZ 6A892-A | 6767 elbow to oil cap-37/64" I.D. x 1 7/16" O.D. |
| 73/77 | | 1 | | | | D0AZ 6A892-A | P.C.V. valve to cover |

| YEAR | MODEL/RESTRICTIONS | QUANTITY | | | | PART NUMBER | DESCRIPTION |
|--|--|----------|--|--|--|---------------|--|
| | | 351 W | | | | | |
| ▲ 6007 ENGINE ASSY. Current production engine assemblies may be ordered from the local parts distribution center by furnishing the engine code from the vehicle certification label or the identification tag number that is attached to the exterior of the engine assembly. | | | | | | | |
| 75/ | | 4 | | | | C20Z 6A008-A | DOWEL (CYLINDER HEAD TO CYLINDER BLOCK) 7/16" height x 9/16" I.D. x 43/64" O.D.—split |
| 76/ | | 1 | | | | D6AZ 6D008-A | HEATER KIT (CYLINDER BLOCK) |
| Consists of 1-D6AJ 6B018-AA Wire Assy. 4-D6AJ 14197-AA Clip 1-D6AZ 6A051-A Heater Assy. 1-D4AB 6A056-AA Cap | | | | | | | |
| 75/76 | "Before Ser. A50,001" | 1 | | | | D5UZ 6009-D | CYLINDER ASSY.—Includes cylinder block with all internal parts of the engine but does not include heads, tappets, oil pan or cylinder front cover unless indicated |
| 76 | E100 -- M/T and C4— "From Ser. A50,001" | 1 | | | | D7UZ 6009-D | |
| 76 | E100 -- C6 and Calif. — "From Ser. A50,001" | 1 | | | | | |
| 76 | E150/350 — "From Ser. A50,001" | 1 | | | | | |
| 77/78 | E100/350 | 1 | | | | | |
| 76 | E100 -- C6 exc. Calif. "From Ser. A50,001" | 1 | | | | D6UZ 6009-B | |
| 79 | | 1 | | | | D9UZ 6009-B | |
| ◇ 6010 ◇ BLOCK ASSY. (CYLINDER) 6015 is a casting number and cannot be cross referenced to a service number. It will be used as a means of identification only when casting number is unique to one 6010 assembly. | | | | | | | |
| 75/78 | | 1 | | | | D50Z 6010-A | |
| 79 | E100/350 | 1 | | | | D9UZ 6010-A | |
| 75/ | | 1 | | | | D7TZ 6B018-A | WIRE ASSY. (BLOCK HEATER)—R.H. |
| 75/ | | 1 | | | | D4AZ 6B018-A | L.H. |
| 75/76 | "Before Ser. B75,001" | 1 | | | | D30Z 6019-A | COVER ASSY. (CYLINDER FRONT) |
| 76/78 | "From Ser. B75,001" | 1 | | | | ★ D6AZ 6019-A | R/b D9BZ 6019-A (10/79) |
| 79 | E100/350 | 1 | | | | D9AZ 6019-A | |
| 75/ | | 4 | | | | 56126-S | (B-319-M)—bolt (cover and timing pointer to block)—5/16"—18 x 2" |
| 75/ | | 2 | | | | 376256-S | (BB-545-A)—bolt (cover to block)—5/16"—18 x 7/8" |
| 75/ | | 1 | | | | ★ C20Z 6020-A | GASKET (CYLINDER FRONT COVER)—r/b D9AZ 6020-A(3/79) |
| 6023 POINTER (TIMING) | | | | | | | |
| 75/ | E100/350 | 1 | | | | C9TZ 6023-A | |
| 6026 PLUG (ENGINE) | | | | | | | |
| 75/ | | AR | | | | D7AZ 6026-A | (Core holes in block) (Core holes in head) —1 1/2" O.D. |
| | | AR | | | | C8AZ 6026-D | .060" O/S |
| 75/ | | 3 | | | | 87837-S | (P-15)—plug (drain holes and front oil gallery in block)—pipe—1/4"—18 x 27/64" |
| 75/ | | 1 | | | | 376099-S | (PP-73-A)—plug (rear hole in block) —cup type—3/4" |
| 75/ | | 2 | | | | 376301-S | (PP-67-A)—plug (front main oil gallery)—cup type—1/2" |
| 75/ | | 6 | | | | 371485-S | (PP-48-A)—plug (clean out holes in block)—3/4—16 pipe—also used in intake manifold |
| 6028-9 BRACKET (FRONT SUPPORT) | | | | | | | |
| 75/76 | | 1 | | | | D7UZ 6028-A | R.H. |
| 75/76 | | 1 | | | | D7UZ 6029-A | L.H. |
| 77/ | | 1 | | | | D7UZ 6028-A | R.H. |
| | | 1 | | | | D7UZ 6029-A | L.H. |

1973/79
TRUCK SERIES 100/500

| YEAR | MODEL/RESTRICTIONS | QUANTITY | | | | PART NUMBER | DESCRIPTION |
|--------------|---|----------|--|--|--|---------------------------------|---|
| | | 351 | | | | | |
| 75/ | | 1 | | | | D5UZ 6031-A | BRACKET (FRONT SUPPORT EXTENSION) L.H. |
| 75/ | | 1 | | | | D5UZ 6038-A | INSULATOR ASSY. (FRONT SUPPORT)- R.H. |
| | | 1 | | | | D5UZ 6038-B | L.H. |
| 78 | | 4 | | | | 387811-S2 | (BB-551-BZ)-screw & washer (6038 insulator to eng.) -7/16"-14 x 1" |
| 6049 | | | | | | HEAD (CYLINDER) | |
| 75/76 | | 2 | | | | D7OZ 6049-B | Without valves-incl. 351418-S insert - use with cast rocker arm |
| 77 | Exc. Calif. | 2 | | | | | |
| 78 | E100/250- "Before Ser. BA0,001" | 2 | | | | | |
| 78 | E350 - - exc. Calif.- "Before Ser. BA0,001" | 2 | | | | | |
| 78 | E100/250-"From Ser. BA0,001" | 2 | | | | D8TZ 6049-B | Without valves-use with stamped steel rocker arm |
| 78 | E350 - - exc. Calif.- "From Ser. BA0,001" | 2 | | | | | |
| 77 | Calif. | 2 | | | | D7UZ 6049-A | Without valves |
| 78 | E350 - - 0/8500 #GVW Calif. | 2 | | | | D8TZ 6049-P | Without valves |
| 79 | E100/250 | 2 | | | | D9TZ 6049-A | Without valves |
| 79 | E350 | 2 | | | | D9AZ 6049-A | Without valves |
| 78 | E350 - - Calif. 0/8500 # "From Ser. BA0,001" | 2 | | | | D8UZ 6049-A | Complete with valves-use with stamped steel rocker arm |
| 79 | E350 | 2 | | | | | |
| 75/78 | "Before Ser. BA0,001" | 2 | | | | D7OZ 6049-D | Complete with valves-use with cast rocker arm |
| 78 | E100/250- "From Ser. BA0,001" | 2 | | | | D8TZ 6049-H | Complete with valves-use with stamped steel rocker arm |
| 78 | E350 - - exc. Calif.- "From Ser. BA0,001" | 2 | | | | | |
| 79 | E100/250 | 2 | | | | D9TZ 6049-B | Complete with valves |
| 75/ | | 2 | | | | 351418-S | (UU-136)-Insert (plugs for thermactor holes in head) - 5/8" - 11 x 7/16" - 14 x 1 1/8" |
| 75/76 | | 2 | | | | C9OZ 6051-A | GASKET (CYLINDER HEAD) |
| 77/78 | E100 | 2 | | | | D7OZ 6051-C | |
| 79 | E100/250 | 2 | | | | | |
| 77/78 | E150/350 | 2 | | | | ★ D7TZ 6051-A | |
| 79 | E350 | 2 | | | | r/b D7OZ 6051-C(5/79) | |
| 6A051 | | | | | | HEATER ASSY. (BLOCK) | |
| 75/79 | "Before Ser. FE0,001" | AR | | | | D6AZ 6A051-A | 600 watt |
| 79 | "From Ser. FE0,001" | AR | | | | E0AZ 6A051-A | 600 watt |
| 6A059 | | | | | | SPACER (FRONT MOUNT) | |
| 75/ | | 2 | | | | D5UZ 6A059-A | Upper |
| | | 2 | | | | D5UZ 6A059-B | Lower |
| 6065 | | | | | | BOLT (CYLINDER HEAD) | |
| 75/ | | 10 | | | | C9OZ 6065-A | Short bolts-1/2'-13x2 1/2' |
| | | 10 | | | | C9OZ 6065-B | Long bolts-1/2'-13x4' |
| 6068 | | | | | | INSULATOR (REAR SUPPORT) | |
| | | | | | | grommet | |
| 75/ | | 1 | | | | D5UZ 6068-B | |
| 79 | E350 | 2 | | | | | |
| 75/ | | | | | | D6AZ 6E072-A | LABEL (BUILD CODE & INFORMATION) -Also refer to Service Bulletin # 155 |
| 6E078 | | | | | | GASKET SET (LOWER) | |
| 75/78 | | 1 | | | | D5PZ 6E078-P | |

Consists of

| | | | | | |
|---------------|--------|----------------|--------|---------------|--------|
| 1-C2OZ 6020-A | Gasket | 1-C90E 6710-C | Gasket | 1-C2OZ 6734-A | Gasket |
| 1-B8TZ 6626-A | Gasket | 1-C90E 6711-C | Gasket | 2-C5AZ 8507-B | Gasket |
| 1-C3AZ 6700-A | Seal | 1-D30E 6722-AA | Deal | 1-C5AZ 8513-A | Gasket |
| 2-C9OZ 6701-A | Seal | 1-D30E 6723-BA | Seal | 1-D0AZ 8513-A | Gasket |
| | | | | 1-C3AZ 9417-C | Gasket |

1973/79

SECTION 60.4 3

8 CYL. 5.8L (351W C.I.D.)

TRUCK SERIES 100/500

| YEAR | MODEL/RESTRICTIONS | QUANTITY | | | | PART NUMBER | DESCRIPTION |
|--|--|---------------------------------|--------------------------------|-------------------------------|---------------|--|-------------|
| | | 351 W | | | | | |
| 6E078 GASKET SET (LOWER) | | | | | | | |
| 79 | | 1 | | | D9AZ 6E078-B | | |
| Consists of | | | | | | | |
| | 1-D9AZ 6020-A | Gasket | 1-C90E 6710-C | Gasket | 1-C20Z 6734-A | Gasket | |
| | 1-B8TZ 6626-A | Gasket | 1-C90E 6711-C | Gasket | 2-D9AZ 8507-A | Gasket | |
| | 1-D0AZ 6700-A | Seal | 1-D30E 6722-AA | Seal | 1-D7AZ 8513-A | Gasket | |
| | 2-C90Z 6701-A | Seal | 1-D30E 6723-BA | Seal | 1-D9AZ 8513-A | Gasket | |
| | | | | | 1-C3AZ 9417-C | Gasket | |
| 6079 GASKET SET (VALVE GRIND) | | | | | | | |
| 75/76 | E100 | 1 | | | D60Z 6079-B | | |
| Consists of | | | | | | | |
| | 2-D70Z 6051-C | Gasket (cyl. head) | 1-C9AZ 8255-A | Gasket (thermostat hsg.) pass | | | |
| | 16-C7AZ 6571-B | Seal (valve stem) | ▲ 1-D1AE 9A424-AA | Seal (intake manifold) | | | |
| | 2-D6AZ 6584-A | Gasket (valve rocker arm cover) | ▲ 1-D1AE 9A425-BA | Seal (intake manifold) | | | |
| | 1-D5UZ 8255-A | Gasket (thermostat hsg.) truck | ▲ 2-D4AE 9439-AA | Gasket (intake manifold) | | | |
| | | | ▲ Also serviced in D5AZ 9433-B | | | | |
| 77/78 | E100 | 1 | | | D7AZ 6079-B | | |
| 79 | E100/250 -- exc. Canada leaded fuel | 1 | | | | | |
| Consists of | | | | | | | |
| | 2-D70Z 6051-C | Gasket (cyl. head) | ▲ 1-D1AE 9A424-AA | Seal (intake manifold) | | | |
| | 16-C7AZ 6571-B | Seal (valve stem) | ▲ 1-D1AE 9A425-BA | Seal (intake manifold) | | | |
| | 2-D6AZ 6584-A | Gasket (valve rocker arm cover) | ▲ 2-D70E 9439-AA | Gaske (intake manifold) | | | |
| | 1-C9AZ 8255-A | Gasket (thermostat hsg.) | ▲ Also serviced in D70Z 9433-B | | | | |
| 75/78 | E150/350 | 1 | | | D6TZ 6079-B | | |
| 79 | E150/250 -- Canada w/leaded fuel | 1 | | | | | |
| 79 | E350 | 1 | | | | | |
| Consists of | | | | | | | |
| | 2-D70Z 6051-C | Gasket (cyl. head) | ▲ 1-D5AE 9A424-AA | Seal | | | |
| | 16-C7AZ 6571-B | Seal (valve stem) | ▲ 1-D5AE 9A425-AA | Seal | | | |
| | 2-D6AZ 6584-A | Gasket (valve rocker arm cover) | ▲ 1-D7UE 9C484-AA | Cover | | | |
| | 1-C9AZ 8255-A | Gasket (thermostat hsg.) | ▲ Also serviced in D7UZ 9433-A | | | | |
| 6108 PISTON ASSY. (includes pin) red and blue sizes are optional for select fit | | | | | | | |
| 75/76 | | 8 | | | D30Z 6108-G | Std. (red) | |
| | AR | | | | D30Z 6108-H | Std. (blue) | |
| | AR | | | | D7DZ 6108-C | .003" O/S | |
| | AR | | | | D30Z 6108-K | .020" O/S | |
| | AR | | | | D7DZ 6108-E | .030" O/S | |
| | AR | | | | D30Z 6108-M | .040" O/S | |
| 77/78 | | 8 | | | D7DZ 6108-A | Std. (red) | |
| | AR | | | | D7DZ 6108-B | Std. (blue) | |
| | AR | | | | D7DZ 6108-C | .003" O/S | |
| | AR | | | | D7DZ 6108-D | .020" O/S | |
| | AR | | | | D7DZ 6108-E | .030" O/S | |
| | AR | | | | D7DZ 6108-F | .040" O/S | |
| 79 | | 8 | | | D9AZ 6108-G | Std. (red) | |
| | AR | | | | D9AZ 6108-H | Std. (blue) | |
| | AR | | | | D9AZ 6108-J | .003" O/S | |
| | AR | | | | D9AZ 6108-K | .020" O/S--to be avail. | |
| | AR | | | | D9AZ 6108-L | .030" O/S--to be avail. | |
| | AR | | | | D9AZ 6108-M | .040" O/S--to be avail. | |
| 6135 PIN (PISTON) | | | | | | | |
| 75/ | | 8 | | | B2AZ 6135-A | # Green-.600" I.D. x 3.023" long x .9121" O.D.--standard | |
| | AR | | | | B2AZ 6135-B | .001" O/S | |

1973/79
TRUCK SERIES 100/500

8 CYL. 5.8L (351W C.I.D.)

| YEAR | MODEL/RESTRICTIONS | QUANTITY | | | | PART NUMBER | DESCRIPTION |
|-------|--------------------|----------|--|---------------|----------------------|---------------|---|
| | | 351 W | | | | | |
| | | | | | | 6148 | RING SET (PISTON PARTIAL)- Consists of the necessary rings to re-ring (2) pistons |
| 75/ | | 4 | | | | C3AZ 6148-F | Standard |
| | | AR | | | | C3AZ 6148-G | .020" O/S |
| | | AR | | | | C3AZ 6148-H | .030" O/S |
| | | AR | | | | C3AZ 6148-J | .040" O/S |
| 75/ | | 8 | | | | D5UZ 6200-A | ROD ASSY. (CONNECTING) |
| | | | | | | 6211 | BEARING (CONNECTING ROD) |
| 75/ | | 16 | | | | C9OZ 6211-A | Standard-upper & lower |
| | | AR | | | | C9OZ 6211-B | .001" U/S |
| | | AR | | | | C9OZ 6211-C | .002" U/S |
| | | AR | | | | C9OZ 6211-D | .010" U/S |
| | | AR | | | | C9OZ 6211-E | .020" U/S |
| | | AR | | | | C9OZ 6211-F | .030" U/S |
| 75/ | | 16 | | | | C9AZ 6212-B | NUT (CONNECTING ROD)-hex-3/8"-24 |
| 75/ | | 16 | | | | C9AZ 6214-B | BOLT (CONNECTING ROD)- 3/8"-24 x 2 3/16" |
| | | | | | | 6250 | CAMSHAFT |
| 75/ | | 1 | | | | D6OZ 6250-C | |
| | | | | | | 6A251 | BEARING KIT (CAMSHAFT) |
| 75/ | | 1 | | | | C2OZ 6A251-A | Standard |
| | Consists of | | | | | | |
| | 1-C2OZ 6261-A | Front | | 1-C2OZ 6263-A | Rear | 1-C2OZ 6270-A | Rear (intermediate) |
| | 1-C2OZ 6262-A | Center | | 1-C2OZ 6267-A | Front (intermediate) | 1-C2OZ 6266-A | Plug |
| 75/ | | 1 | | | | D3AZ 6256-B | SPROCKET (CAMSHAFT) |
| 75/ | | 1 | | | | 43002-S | (B-257)-Bolt(sprocket to cam)- 3/8"-16 x 1 1/2" |
| | | | | | | 6261 | BEARING (CAMSHAFT FRONT) |
| 75/ | | 1 | | | | C2OZ 6261-A | Std. I.D. & O.D. |
| | | AR | | | | C2OZ 6261-B | .015 U/S I.D.-Std. O.D. |
| | | | | | | 6262 | BEARING (CAMSHAFT CENTER) |
| 75/ | | 1 | | | | C2OZ 6262-A | Std. I.D. & O.D. |
| | | AR | | | | C2OZ 6262-B | .015' U/S I.D.-Std. O.D. |
| | | | | | | 6263 | BEARING (CAMSHAFT REAR) |
| 75/ | | 1 | | | | C2OZ 6263-A | Std. I.D. & O.D. |
| | | AR | | | | C2OZ 6263-B | .015' U/S I.D.-Std. O.D. |
| 75/ | | 1 | | | | C2OZ 6266-A | PLUG (CAMSHAFT REAR BEARING)- Std.-2.156" O.D.-Cup shaped |
| | | AR | | | | C5AZ 6266-A | .060" O/S |
| | | | | | | 6267 | BEARING (CAMSHAFT FRONT INTERMEDIATE) |
| 75/ | | 1 | | | | C2OZ 6267-A | Std. I.D. & O.D. |
| | | AR | | | | C2OZ 6267-B | .015" U/S I.D.-Std. O.D. |
| 75/ | | 1 | | | | C3OZ 6268-A | CHAIN (TIMING)-58 Links |
| | | | | | | 6269 | PLATE (CAMSHAFT THRUST) |
| 75/ | | 1 | | | | C9OZ 6269-A | Standard-.251" thick |
| | | AR | | | | C9OZ 6269-B | .002" O/S |
| | | AR | | | | C9OZ 6269-C | .004" O/S |
| 75/ | | 2 | | | | 42911-S | (B-41-A)-Bolt (plate to block)- 1/4"-20 x 5/8" |
| | | | | | | 6270 | BEARING (CAMSHAFT REAR INTERMEDIATE) |
| 75/ | | 1 | | | | C2OZ 6270-A | Std. I.D. & O.D. |
| | | AR | | | | C2OZ 6270-B | .015" U/S I.D.-Std. O.D. |
| 75/ | | 1 | | | | C2OZ 6278-A | WASHER (CAMSHAFT SPROCKET) |
| | | | | | | 6287 | ECCENTRIC (CAMSHAFT FUEL PUMP DRIVE) |
| 75/ | | 1 | | | | D5AZ 6287-B | Inner |
| | | 1 | | | | D0AZ 6287-A | Outer |
| 75 | | 1 | | | | CODZ 6A302-A | PIN (CRANKSHAFT REAR OIL SEAL) |
| | | | | | | 6303 | CRANKSHAFT ASSY. |
| 75/78 | | 1 | | | | D5OZ 6303-A | # 7M repl. # 3MA |
| 79 | | 1 | | | | D9AZ 6303-B | |

| YEAR | MODEL/RESTRICTIONS | QUANTITY | | | | PART NUMBER | DESCRIPTION |
|-------|--------------------------|----------|--|--|--|--------------|---|
| | | 351 W | | | | | |
| 75/ | | 1 | | | | D50Z 6306-A | SPROCKET (CRANKSHAFT) 21 tooth-slinger not required |
| 75/ | | 1 | | | | 372854-S | (LL-11)-Key (sprocket to crankshaft)- 7/32" x 1 3/4" x 3/16" |
| 75/78 | | 1 | | | | C30Z 6310-B | SLINGER (CRANKSHAFT OIL) |
| | | | | | | 6A312 | PULLEY ASSY. (CRANKSHAFT OUTER) -also refer to pulley I.D. chart, Section 60, page 12. |
| 75/ | E100/350 -- without A/C | 1 | | | | D5DZ 6A312-A | # D3DE 6312-AA-four sheaves- |
| 75/ | E100/350 -- integral A/C | 1 | | | | | used to serviced pulley indent. D00E 6312-B |
| 75/ | E100/350 -- hang-on A/C | 1 | | | | D2AZ 6A312-E | |
| 79 | E100/350 -- hang-on A/C | 1 | | | | D00Z 6312-E | # D00E 6312-B-two sheaves-may be required to install hang-on A/C on units equipped with D0AE 6312-C or D00E 6312-C O.E. pulleys |
| | | | | | | 6316 | DAMPER ASSY. (CRANKSHAFT) - also refer to pulley I.D. Chart Section 60, page 12. |
| 75/ | E100/350 | 1 | | | | D2AZ 6316-A | |
| 73/ | | 1 | | | | 377850-S | (BB-273-A)-bolt (damper to crankshaft)-hex. hd.-5/8"-18 x 2" |

ENGINE BEARING APPLICATION CHART

| YEAR | SIZE O.D. | SIZE I.D. | U P P W E R | L O W E R | PART NUMBER | | | | |
|---|-----------|-----------|----------------------------|-----------------------|----------------------------------|----------------------------------|-------------|----------------------------------|----------------------------------|
| | | | | | FRONT | FRONT INTERMEDIATE | CENTER | REAR INTERMEDIATE | REAR |
| NOTE: RED size and BLUE size are optional for selective fit. | | | | | | | | | |
| 75/76 | Std. | Std. | X | X | ★ D1AZ 6333-A r/b D7AZ 6333-A | ★ D1AZ 6333-A r/b D7AZ 6333-A | D1AZ 6337-A | ★ D1AZ 6333-A r/b D7AZ 6333-A | ★ D1AZ 6333-A r/b D7AZ 6333-A |
| | | .001" U/S | X | X | D1AZ 6333-B | D1AZ 6333-B | D1AZ 6337-B | D1AZ 6333-B | D1AZ 6333-B |
| | | .002" U/S | X | X | D1AZ 6333-C | D1AZ 6333-C | D1AZ 6337-C | D1AZ 6333-C | D1AZ 6333-C |
| | | .010" U/S | X | X | ★ D1AZ 6333-D r/b D7AZ 6333-D | ★ D1AZ 6333-D r/b D7AZ 6333-D | D1AZ 6337-D | ★ D1AZ 6333-D r/b D7AZ 6333-D | ★ D1AZ 6333-D r/b D7AZ 6333-D |
| | | .020" U/S | X | X | D1AZ 6333-E | D1AZ 6333-E | D1AZ 6337-E | D1AZ 6333-E | D1AZ 6333-E |
| | | .030" U/S | X | X | ★ D1AZ 6333-F r/b D7AZ 6333-F | ★ D1AZ 6333-F r/b D7AZ 6333-F | D1AZ 6337-F | ★ D1AZ 6333-F r/b D7AZ 6333-F | ★ D1AZ 6333-F r/b D7AZ 6333-F |
| 77/ | Std. | Std. | X | | D7AZ 6333-A | D7AZ 6333-A | D1AZ 6337-A | D7AZ 6333-A | D7AZ 6333-A |
| | | .001" U/S | X | | D7AZ 6333-B | D7AZ 6333-B | D1AZ 6337-B | D7AZ 6333-B | D7AZ 6333-B |
| | | .002" U/S | X | | D7AZ 6333-C | D7AZ 6333-C | D1AZ 6337-C | D7AZ 6333-C | D7AZ 6333-C |
| | | .010" U/S | X | | D7AZ 6333-D | D7AZ 6333-D | D1AZ 6337-D | D7AZ 6333-D | D7AZ 6333-D |
| | | .020" U/S | X | | D7AZ 6333-E | D7AZ 6333-E | D1AZ 6337-E | D7AZ 6333-E | D7AZ 6333-E |
| | | .030" U/S | X | | D7AZ 6333-F | D7AZ 6333-F | D1AZ 6337-F | D7AZ 6333-F | D7AZ 6333-F |
| 77/ | Std. | Std. | X | | D7AZ 6333-G | D7AZ 6333-G | D1AZ 6337-A | D7AZ 6333-G | D7AZ 6333-G |
| | | .001" U/S | X | | D7AZ 6333-H | D7AZ 6333-H | D1AZ 6337-B | D7AZ 6333-H | D7AZ 6333-H |
| | | .002" U/S | X | | D7AZ 6333-J | D7AZ 6333-J | D1AZ 6337-C | D7AZ 6333-J | D7AZ 6333-J |
| | | .010" U/S | X | | D7AZ 6333-K | D7AZ 6333-K | D1AZ 6337-D | D7AZ 6333-K | D7AZ 6333-K |
| | | .020" U/S | X | | D7AZ 6333-L | D7AZ 6333-L | D1AZ 6337-E | D7AZ 6333-L | D7AZ 6333-L |
| | | .030" U/S | X | | D7AZ 6333-M | D7AZ 6333-M | D1AZ 6337-F | D7AZ 6333-M | D7AZ 6333-M |

| YEAR | MODEL/RESTRICTIONS | QUANTITY | | | | PART NUMBER | DESCRIPTION |
|-------|--------------------|----------|--|--|--|-------------|---|
| | | 351 W | | | | | |
| | | | | | | 6345 | BOLT (CRANKSHAFT MAIN BEARING CAP) |
| 75/ | | 9 | | | | C1AE 6345-B | Hex hd.-1/2"-13 x 3 1/2" |
| 75/ | | 1 | | | | D6TZ 6345-A | Stud-1/2"-13 x 3/8"-16 x 4 11/16" |
| | | | | | | 6375 | FLYWHEEL ASSY. |
| 75/76 | M/T | 1 | | | | C6TZ 6375-C | # C7TE-A-on engine side-164 tooth ring gear |
| 77 | M/T | 1 | | | | D7TZ 6375-C | # D7TE-GA |

1973/79
TRUCK SERIES 100/500

| YEAR | MODEL/RESTRICTIONS | QUANTITY | | | | PART NUMBER | DESCRIPTION |
|-------|--|----------|--|--|--|---------------|--|
| | | 351 W | | | | | |
| | | | | | | 6345 | BOLT (CRANKSHAFT MAIN BEARING CAP) — Cont'd |
| 75/ | A/T | 1 | | | | D1ZZ 6375-A | |
| 78 | M/T | 1 | | | | D8TZ 6375-A | # D7TA-GB |
| 79 | E100/250 -- M/T | 1 | | | | D9TZ 6375-B | |
| 75/ | | 1 | | | | B8A 6378-A | WASHER (CRANKSHAFT PULLEY RETAINING) |
| 75/ | M/T | 6 | | | | D2AZ 6379-A | BOLT (FLYWHEEL TO CRANKSHAFT)— 7/16"-20 x 1 1/16" |
| 75/ | A/T | 6 | | | | D2AZ 6379-B | 7/16"-20 x 23/32" |
| 75/ | M/T | 1 | | | | C5AZ 6384-D | GEAR (FLYWHEEL RING)—164 tooth |
| 75/ | M/T | 1 | | | | D1TZ 6392-D | HOUSING ASSY. (FLYWHEEL) |
| 75/ | M/T | 2 | | | | 385739-S7 | (BB-567-CE)—Screw & washer (Flywheel hsg to block)—7/16"-14 x 1 5/8" |
| 75/ | | 2 | | | | EAD 6397-A | DOWEL (CYLINDER BLOCK)—to flywheel housing—1/2" x 1 |
| 75 | M/T | 1 | | | | C40Z 6424-A | SEAL (REAR COVER PLATE) |
| 75/ | | 16 | | | | D1AZ 6500-A | TAPPET ASSY. (VALVE)—hydraulic |
| | | | | | | 6505 | VALVE (EXHAUST) |
| 75/76 | | 8 | | | | D5TZ 6505-A | Std.—stem dia.—.3418" |
| | | AR | | | | D5TZ 6505-B | .003" O/S stem dia. |
| | | AR | | | | D5TZ 6505-C | .015" O/S stem dia. |
| | | AR | | | | D5TZ 6505-D | .030" O/S stem dia. |
| 77/78 | Use with cast rocker arm— "Before Ser. BA0,001" | 8 | | | | ★ D7DZ 6505-A | Std.—stem dia.—.3414"—r/b D8TZ 6505-J (1/79) |
| | | AR | | | | D7DZ 6505-B | .003" O/S stem dia. |
| | | AR | | | | D7DZ 6505-C | .015" O/S stem dia. |
| | | AR | | | | ★ D7DZ 6505-D | .030" O/S stem dia.—r/b D8TZ 6505-L (8/79) |
| 78/ | Use with stamped steel rocker arm— "From Ser. BA0,001" | 8 | | | | D8TZ 6505-J | Std.—stem dia.—.3414" |
| | | AR | | | | D8TZ 6505-K | .015" O/S stem dia. |
| | | AR | | | | D8TZ 6505-L | .030" O/S stem dia. |
| | | | | | | 6507 | VALVE (INTAKE) |
| 75/ | | 8 | | | | D5TZ 6507-A | Std.—stem dia.—.3418" |
| | | AR | | | | D5TZ 6507-B | .003" O/S stem dia. |
| | | AR | | | | D5TZ 6507-C | .015" O/S stem dia. |
| | | AR | | | | D5TZ 6507-D | .030" O/S stem dia. |
| | | | | | | 6510 | BUSHING (VALVE GUIDE) |
| 75/ | | AR | | | | D6AZ 6510-A | Intake and exhaust |
| 75/76 | | 16 | | | | D00Z 6513-B | SPRING (VALVE) |
| 77/78 | "Before Ser. BA0,001" | 8 | | | | | Intake—use with cast rocker arm |
| 78/ | "From Ser. BA0,001" | 8 | | | | D8AZ 6513-B | Intake—use with stamped steel rocker arm |
| 77/ | | 8 | | | | D50Z 6513-A | Exhaust |
| | | | | | | 6514 | RETAINER (VALVE SPRING) |
| 75/76 | | 16 | | | | D4AZ 6514-A | Intake & Exhaust |
| 77/ | | 8 | | | | | Intake |
| 77/ | | 8 | | | | D30Z 6514-A | Exhaust |
| 75/ | | AR | | | | B3Q 6515-A | SPACER (VALVE SPRING)—.030" thick 1" I.D. |
| 75/ | | 16 | | | | D4AZ 6517-A | SLEEVE (VALVE SPRING RETAINER) |
| 75/ | | 32 | | | | 7HA 6518-A | KEY (VALVE SPRING RETAINER) |
| | | | | | | 6524 | BAFFLE (VALVE PUSH ROD VALLEY) |
| 75/78 | | 1 | | | | D50Z 6524-A | |
| 79 | | 1 | | | | D9AZ 6524-B | |
| 75/78 | "Before Ser. BA0,001" | 16 | | | | C90Z 6A527-A | STUD (VALVE ROCKER ARM SUPPORT)— Standard—5/16"—24 x 2 3/4"—.3717" dia. at non-threaded end—use with cast rocker arm |
| | | AR | | | | C90Z 6A527-B | .006" O/S |
| | | AR | | | | C90Z 6A527-C | .010" O/S |
| | | AR | | | | C90Z 6A527-D | .015" O/S |

| YEAR | MODEL/RESTRICTIONS | QUANTITY | | | PART NUMBER | DESCRIPTION |
|-------|--|----------|--|--|---------------|--|
| | | 351 W | | | | |
| | | | | | 6A527 | STUD (VALVE ROCKER ARM SUPPORT) — Cont'd. |
| 78/ | "From Ser. BA0,001" | 16 | | | D8AZ 6A527-A | 5/16" -18 x 1 3/8"-bolt, use with stamped steel rocker arm |
| 75/78 | "Before Ser. BA0,001" | 16 | | | C20Z 6A528-C | SEAT (VALVE ROCKER ARM) |
| 78/ | "From Ser. BA0,001" | 16 | | | D7AZ 6A528-A | Use with stamped steel rocker arm |
| 75/ | | 16 | | | D0AZ 6A529-A | NUT (VALVE ROCKER ARM STUD)-5/16"-24 |
| 77/ | | 8 | | | C90Z 6550-A | CAP(VALVE STEM EXHAUST) |
| 75/ | "Before Ser. BA0,001" | 16 | | | C60Z 6564-B | ARM (VALVE ROCKER)-cast iron |
| 78/ | "From Ser. BA0,001" | 16 | | | D8AZ 6564-A | "Stamped Steel" |
| 75/76 | | 16 | | | C90Z 6565-A | ROD (VALVE PUSH)-8.17" long |
| | | AR | | | C90Z 6565-C | .060" O/S |
| | | AR | | | C90Z 6565-D | .060" U/S |
| 77/78 | "Before Ser. BA0,001" | 16 | | | D70Z 6565-A | 8.18" long-use with cast rocker arm |
| 78/ | "From Ser. BA0,001" | 16 | | | D8AZ 6565-A | 8.20" long-use with stamped steel rocker arm |
| 75/76 | "Before Ser. A50,001" | 16 | | | D4AZ 6571-A | SEAL (VALVE STEM)-use w/std. and .003" O/S valves |
| 76/ | | 16 | | | D60Z 6571-A | Use w/std. and .003" O/S valves |
| 75/ | | 16 | | | C7AZ 6571-B | Use w/.015" and .030 O/S valves |
| | | | | | 6582 | COVER ASSY. (VALVE ROCKER ARM) |
| 75 | E100 -- Calif. | 1 | | | ★ D5UZ 6582-C | R.H.-r/b D8UZ 6582-A(8/79) |
| | | 1 | | | D5DZ 6582-B | L.H. |
| 77 | E150/350 -- A/T "From Ser. Y00,001" | | | | | |
| 75/77 | E150/350- "Before Ser. Y00,001" | 1 | | | D5DZ 6582-C | R.H. |
| 75/77 | E100 -- exc. Calif. | 1 | | | D8UZ 6582-B | L.H. |
| 77 | E150/350 -- M/T- "From Ser. Y00,001" | 1 | | | | |
| 76/77 | E100 -- Calif. | 1 | | | ★ D5UZ 6582-C | R.H.-r/b D8UZ 6582-A(8/79) |
| 77/78 | E350 -- O/8500 GVW- "Before Ser. BA0,001" | 1 | | | D8UZ 6582-B | L.H. |
| 78 | E100/350 -- U/8500 GVW- "Before Ser. BA0,001" | 1 | | | D20Z 6582-D | R.H. |
| | | 1 | | | D5DZ 6582-B | L.H. |
| 78 | E100/350 -- U/8500 GVW "From Ser. BA0,001" | 1 | | | D8AZ 6582-A | R.H. |
| | | 1 | | | D8AZ 6582-B | L.H. |
| 78 | E350 -- O/8500 #GVW "From Ser. BA0,001" | 1 | | | D8UZ 6582-A | R.H. |
| | | 1 | | | D8UZ 6582-B | L.H. |
| 79 | E100/350 -- U/8500 GVW | 1 | | | D8AZ 6582-A | R.H. |
| | | 1 | | | ★ D80Z 6582-B | L.H.-r/b D84Y 6582-A (9/79) |
| 79 | E350 | 1 | | | D9TZ 6582-D | R.H. |
| | | 1 | | | D9TZ 6582-E | L.H. |
| 75/77 | E100 | 12 | | | 356748-S | (BB-124)-bolt (rocker cover to head) |
| 75/77 | E150/350 -- exc. Calif. | 12 | | | | -hex. hd.- 1/4"-20 x 5/8" |
| 75/77 | E150/350 -- Calif | 11 | | | | |
| 78/ | E100/350 -- U/8500 GVW | 12 | | | | |
| 78/ | E350 -- O/8500 GVW | 11 | | | | |
| 75/77 | E150/350 -- Calif. | 1 | | | 383210-S | (WW-128-A)- stud & washer (distributor modulator valve and cover to head)-1/4"-20 x 1 1/2" |
| 75 | | 2 | | | D0AZ 6584-B | GASKET (VALVE ROCKER ARM COVER) |
| 76/ | | 2 | | | D6AZ 6584-A | |
| 78/ | E100/350 "From Ser. BA0,001" | 8 | | | D8AZ 6A588-A | GUIDE (VALVE ROCKER ARM FULCRUM)-use with stamped steel rocker arm |
| 75/ | | 1 | | | D9AZ 6600-A | PUMP ASSY. (OIL) |
| 75/ | | 1 | | | C8SZ 6608-A | ROTOR and SHAFT ASSY. (OIL PUMP DRIVE) |
| | | | | | 6616 | PLATE (OIL PUMP BODY) |
| 75/ | | 4 | | | 42911-S | (B-41-A)-bolt (plate to oil pump)- 1/4"-20 x 5/8" |

1973/79
TRUCK SERIES 100/500

8 CYL. 5.8L (351W C.I.D.)

| YEAR | MODEL/RESTRICTIONS | QUANTITY | | | | PART NUMBER | DESCRIPTION |
|-------|-----------------------|----------|--|--|--|----------------|--|
| | | 351 W | | | | | |
| 75/ | | 1 | | | | C90Z 6A616-A | PLUG (OIL PUMP RELIEF VALVE) |
| 75/78 | | 1 | | | | C90Z 6A618-A | SHAFT ASSY. (OIL PUMP INTERMEDIATE) |
| 79 | | 1 | | | | D9AZ 6A618-A | |
| 75/ | | 1 | | | | D5TZ 6622-A | SCREEN, TUBE and COVER ASSY. (OIL PUMP) |
| 75/ | | 2 | | | | 58635-S2 | (B-82-A)-bolt (screen & tube to block)-3/8"-16 x 1 1/4" |
| | | 2 | | | | 34807-S8 | (X-66)-Washer-lock-3/8" |
| 75/ | | 1 | | | | 382802-S2 | (MM-173-JB)-nut (screen and tube to main brq cap) 3/8"-16-locking |
| 75/ | | 1 | | | | B8TZ 6626-A | GASKET (OIL PUMP INLET TUBE) |
| 75/ | | 1 | | | | C4TZ 6629-A | RING (OIL PUMP INTERMEDIATE SHAFT RETAINER) |
| | | | | | | 6A664 | HOSE (CRANKCASE VENTILATION) |
| 75/ | | AR | | | | C9PZ 6A664-A | *KCV-1 15/32" I.D. x 25 ft. long-cut to fit |
| 75/ | | AR | | | | C9PZ 6A664-B | *KCV-2 5/8' I.D. x 25 ft. long-cut to fit |
| 75/ | | AR | | | | D3PZ 6A664-A | *KCV-3 3/8' I.D. x 25 ft. long-cut to fit |
| 75 | E100 | 1 | | | | D3UZ 6A664-B | Approx. 5 3/4" and 90" bend at both ends |
| 76 | | 1 | | | | | |
| 79 | E100/250 | 1 | | | | D9UZ 6A664-A | |
| 75/ | | 1 | | | | ★ D8AZ 6A666-A | VALVE (POSITIVE CRANKCASE VENTILATION) (P.C.V.)*EV-68-B r/b D90Z 6A666-A(8/79) |
| 75/ | | 1 | | | | C90Z 6670-A | SPRING (OIL PUMP RELIEF VALVE) |
| 75/ | | 1 | | | | C5AZ 6674-A | PLUNGER (OIL PUMP RELIEF VALVE) |
| 75/ | | 1 | | | | D5UZ 6675-B | PAN ASSY. (OIL)-# D5UE-BA |
| 75/ | | 18 | | | | 356748-S | (BB-124)-bolt (pan to block and cover)-hex. hd.-1/4"-20 x 5/8" |
| 75/ | | 4 | | | | 357235-S | (BB-136)-bolt (oil pan to front cover)-5/16"-18 x 7/8" |
| 75/78 | | 1 | | | | C3AZ 6700-A | SEAL (CYLINDER FRONT COVER OIL) |
| 79 | | 1 | | | | D0AZ 6700-A | |
| 75/ | | 2 | | | | C90Z 6701-A | PACKING (CRANKSHAFT REAR) |
| 75/ | | 2 | | | | D00Z 6701-A | Split lip type |
| | | | | | | 6710-1 | Supplied in 6781 gasket set only |
| | | | | | | 6723 | Supplied in 6781 gasket set only |
| | | | | | | 6730 | PLUG (OIL PAN DRAIN) |
| 75/ | | 1 | | | | D6TZ 6730-A | Incl. C20Z 6734-A gasket |
| 75/78 | | 1 | | | | C1AZ 6731-A | ELEMENT ASSY. (OIL FILTER)-*FL-1 --"SPIN-ON"-3/4"-16" female threads |
| 79 | | 1 | | | | D9AZ 6731-A | *FL-1-A-spin-on |
| 75/ | | 1 | | | | C20Z 6734-A | GASKET (OIL PAN DRAIN PLUG)# Nylon 1/2" I.D. x 13/16" O.D. x 5/64" thick |
| | | | | | | 6750 | INDICATOR (OIL LEVEL) |
| 75/77 | "Before Ser. 020,001" | 1 | | | | D5UZ 6750-A | # D5UE 6750-AF |
| 77/ | "From Ser. 020,001" | 1 | | | | D7UZ 6750-A | # D7UE 6750-BA |
| 75/ | | 1 | | | | D5UZ 6754-A | TUBE ASSY. (OIL LEVEL INDICATOR) |
| | | | | | | 6758-9 | TUBE (CRANKCASE VENTILATION) |
| 75/ | | 1 | | | | ★ 6759 | Improvise from bulk tubing (2269) |
| 75/ | | 1 | | | | D5TZ 6763-B | PIPE (OIL FILLER)-14 5/16" long |
| | | | | | | 6766 | CAP ASSY. (OIL FILLER and BREATHER) |
| 75/ | w/ filler pipe | 1 | | | | C7TZ 6766-D | Use on oil filler pipe |
| 75/ | w/o filler pipe | 1 | | | | D60Z 6766-A | *EC-672-Use on valve cover |

| YEAR | MODEL/RESTRICTIONS | QUANTITY | | | | PART NUMBER | DESCRIPTION |
|--|------------------------|----------|--|--|--|---------------------|--|
| | | 351 W | | | | | |
| 75/ | | 1 | | | | C8AZ 6767-A | ELBOW (CRANKCASE VENTILATION HOSE)- 90°-5/8' |
| 75/ | | 1 | | | | D0AZ 6781-C | GASKET SET (OIL PAN) |
| Consists of 1-C90E 6710-C Gasket-R.H. 1-D30E 6723-BA Seal (rear) 1-C90E 6711-C Gasket-L.H. 1-C20Z 6734-A Gasket (drain plug) 1-D30E 6722-AA Seal (front) | | | | | | | |
| 75/ | E150/350 | 1 | | | | D5TZ 6793-B 6853 | HOSE (OIL FILLER PIPE) Approx. 6 1/2' long HOSE (CRANKCASE VENT)-oil filler to air cleaner-cut from C9PZ 6A664-B |
| 75 | E100 | 1 | | | | C5AZ 6A868-B | ADAPTER (OIL FILLER HOSE) |
| 76/ | | 1 | | | | | |
| 75/ | | 1 | | | | D7AZ 6890-A | INSERT (OIL FILLER MOUNTING BOLT) 3/4 - 16 x 1 1/16 - 12 |
| | | | | | | 6A892 | RETAINER (CRANKCASE VENTILATION)- Grommet |
| 75/ | | 1 | | | | C8AZ 6A892-A | (elbow to rocker arm cover) |
| 77/ | W/oil bath air cleaner | 1 | | | | | (P.C.V. valve to oil filler cap) |
| 75 | | 1 | | | | C8SZ 6A892-A | (P.C.V. valve to oil filler cap) |
| 76/ | | 1 | | | | | (P.C.V. valve to rocker arm cover) |

| YEAR | MODEL/RESTRICTIONS | QUANTITY | | | | PART NUMBER | DESCRIPTION |
|---|--|--------------|-----|-----------------|--|---------------|---|
| | | 351 M | 400 | | | | |
| ▲6007 ENGINE ASSY. | | | | | | | |
| ▲ Current production engine assemblies may be ordered from the local parts distribution center by furnishing the engine code from the vehicle certification label or the identification tag number that is attached to the exterior of the engine assembly. | | | | | | | |
| 77/ | | 4 | 4 | | | C20Z 6A008-A | Dowel (cylinder head to cylinder block)-7/16" height x 9/16" I.D. x 43/64" O.D. - split |
| 77/ | | 1 | 1 | | | D6AZ 6D008-A | HEATER KIT (CYLINDER BLOCK) |
| Consists of | | | | | | | |
| 1-D6AJ 6B018-AA | | Wire Assy. | | 1-D4AB 6A056-AA | | cap | |
| 1-D6AZ 6A051-A | | Heater Assy. | | 4-D6AJ 14197-AA | | clip | |
| 6009 | | | | | | | |
| CYLINDER ASSY.-Incl. cylinder block with all internal parts of the engine but does not include heads, tappets, oil pan or cylinder front cover unless indicated | | | | | | | |
| 77/78 | F100/350 -- 2/W/D | 1 | | | | D7TZ 6009-C | |
| 77/78 | F150/250 -- 4/W/D | 1 | | | | D7TZ 6009-D | |
| 79 | F100/250 -- 2/W/D | 1 | | | | D9TZ 6009-E | |
| 79 | F150/250 -- 4/W/D | 1 | | | | D9TZ 6009-C | |
| 79 | F350 -- 2/W/D | 1 | | | | D9TZ 6009-K | |
| 79 | F350 -- 4/W/D | 1 | | | | D9TZ 6009-J | |
| 77/78 | F100/350 -- 2/W/D | | 1 | | | D7TZ 6009-F | |
| 77/78 | F150/250 -- 4/W/D | | 1 | | | D7TZ 6009-G | |
| 79 | F100/250 -- 2/W/D | | 1 | | | D9TZ 6009-D | |
| 79 | F150/250 -- 4/W/D | | 1 | | | D9TZ 6009-B | |
| 79 | F350 -- 2/W/D | | 1 | | | D9TZ 6009-H | |
| 79 | F350 -- 4/W/D | | 1 | | | D9TZ 6009-G | |
| 6010 | | | | | | | |
| ◇ BLOCK ASSY. (CYLINDER) | | | | | | | |
| 6015 is a casting number and cannot be cross referenced to a service number. It will be used as a means of identification only when casting number is unique to one 6010 assembly. | | | | | | | |
| 77/78 | 2/W/D | 1 | 1 | | | ★ D6AZ 6010-A | R/b D9TZ 6010-C (12/79) |
| 77/78 | 4/W/D | 1 | 1 | | | D7TZ 6010-A | |
| 79 | | 1 | 1 | | | D9TZ 6010-C | Must use EAA6572-A plug for 4/W/D |
| 77/ | | 1 | 1 | | | D7TZ 6B018-A | WIRE ASSY. (BLOCK HEATER) |
| 77/ | | 1 | 1 | | | D6AZ 6020-A | GASKET (CYLINDER FRONT COVER) |
| 77/ | Calif. | 1 | 1 | | | D7AZ 6023-B | POINTER (TIMING) |
| 77/ | Exc. Calif. | 1 | 1 | | | D3AZ 6023-A | |
| 77/ | F100/350 | 2 | 2 | | | 385153-S36 | (WW-155-D)-stud (pointer & plate to block)-5/16"-18 x 5/16"-18 x 1 3/4" |
| 77 | F100/250(Reg. cab) -- 2/W/D and A/T- "Before Ser. Y80,001" | 1 | 1 | | | D8TZ 6A023-D | SUPPORT (REAR) |
| 77/ | F100/250(Reg. cab) -- 2/W/D and M/T | 1 | 1 | | | D6TZ 6A023-A | |
| 77/78 | F100/250 (super cab) -- A/T | 1 | 1 | | | D8TZ 6A023-B | |
| 77 | F350(super cab)- "Before Ser. Y80,001" | 1 | 1 | | | | |
| 77 | F250/350(crew cab)- "Before Ser. Y80,001" | 1 | 1 | | | | |
| 77 | F250 -- 4/W/D- "Before Ser. Y20,001" | 1 | 1 | | | | |
| 77 | F350(cowl & reg. cab)- "Before Ser. Y80,001" | 1 | 1 | | | | |
| 77/78 | F250 (Crew Cab) -- 2/W/D and A/T-"From Ser. Y80,001 to Ser. CC0,001" | 1 | 1 | | | | |
| 77/78 | F350- "From Ser. Y80,001 to Ser. CC0,001" | 1 | 1 | | | | |

1973/79
TRUCK SERIES 100/5008 CYL. 5.8L (351M C.I.D.),
6.6L (400 C.I.D.)

| YEAR | MODEL/RESTRICTIONS | QUANTITY | | | | PART NUMBER | DESCRIPTION |
|---|--|----------|-----|--|--|--------------------------------|---|
| | | 351 M | 400 | | | | |
| 6A023 | | | | | | SUPPORT (REAR) — Cont'd | |
| 77/ | F150 -- 4/W/D | 1 | 1 | | | D7TZ 6A023-B | |
| 77/ | F250 -- 4/W/D -- "From Ser. Y20,001" | 1 | 1 | | | | |
| 78/ | F100/250 (Super cab) -- M/T-- "From Ser. CC0,001" | 1 | 1 | | | D8TZ 6A023-A | |
| 77/ | F100/250 (Reg. cab) -- 2/W/D and A/T-- "From Ser. Y80,001" | 1 | 1 | | | D8TZ 6A023-C | |
| 78/ | F100/250 (Super cab) -- A/T "From Ser. CC0,001" | 1 | 1 | | | D9TZ 6A023-A | |
| 78/ | F250 (Crew cab) -- 2/W/D "From Ser. CC0,001" | 1 | 1 | | | | |
| 78/ | F350 -- 2/W/D "From Ser. CC0,001" | 1 | 1 | | | | |
| 6026 | | | | | | PLUG (ENGINE) | |
| 77/ | | 6 | 6 | | | D7AZ 6026-A | 1.50" O.D. (cleanout holes in block) |
| 77/ | | 2 | 2 | | | C8SZ 6026-A | 5/8"-18 (oil gallery in block) |
| 77/ | | 3 | 3 | | | 87710-S | (P-16)-plug (oil gallery holes in block)-pipe-hex. c/sunk-3/8"-14 x 15/32" |
| 77/ | | 2 | 2 | | | 376301-S | (PP-67-A)-Plug (thermactor holes in head)-cup type-1/2" O.D. |
| 77/ | | 6 | 6 | | | 371485-S | (PP-48-A)-plug (cleanout holes in head)-3/4-14 pipe |
| 77 | F150/250 -- 4/W/D-- "Before Ser. Y20,001" | 1 | 1 | | | ★ D7TZ 6028-A | BRACKET (FRONT SUPPORT) - R.H.- r/b D8TZ 6028-C(5/79) |
| 77 | F150 -- 4/W/D-- "From Ser. Y20,001" | 1 | 1 | | | D7TZ 6029-A | L.H. |
| 78 | F150 (Reg. cab) -- 4/W/D-- "Before Ser. CA0,001" | | | | | | |
| 78 | F150 (Reg. cab) -- 4/W/D-- "From Ser. CA0,001" | 1 | 1 | | | D8TZ 6028-C | R.H. |
| | | 1 | 1 | | | D8TZ 6029-D | L.H. |
| 79 | F150 (Reg. Cab) -- 4/W/D | | | | | | |
| 77/78 | F250 -- 4/W/D-- "From Ser. Y20,001" | 1 | 1 | | | D7TZ 6028-D | R.H. |
| | | 1 | 1 | | | D7TZ 6029-D | L.H. |
| 78 | F150 (Super cab) -- 4/W/D | | | | | | |
| 77/ | F100/350 -- 2/W/D | 1 | 1 | | | D7TZ 6028-B | R.H. |
| | | 1 | 1 | | | D7TZ 6029-B | L.H. |
| 79 | F150/350 (Super Cab) -- 4/W/D | 1 | 1 | | | D7TZ 6028-D | R.H. |
| | | 1 | 1 | | | D8TZ 6029-A | L.H. |
| 79 | F250/350 -- 4/W/D | | | | | | |
| 77/ | | 1 | 1 | | | D7TZ 6038-B | INSULATOR ASSY. (FRONT SUPPORT) - R.H. |
| | | 1 | 1 | | | D7TZ 6038-A | L.H. |
| 77/ | | 6 | 6 | | | 387811-S2 | (BB-551-BZ)Screw & washer (insulator to eng.) |
| 6049 | | | | | | ◇ HEAD (CYLINDER) | |
| ◇ 6090 is a casting number and generally cannot be cross referenced to a service number. It will be used as a means of identification only when casting number is unique to only one 6049 assy. | | | | | | | |
| 77/ | | 2 | 2 | | | D5AZ 6049-B | Without valves |
| 77 | | 2 | 2 | | | D7TZ 6049-C | Complete with valves |
| 78 | | 2 | 2 | | | D8TZ 6049-M | Complete with valves |
| 79 | | 2 | 2 | | | D90Z 6049-A | Complete with valves |
| 77/ | | 2 | 2 | | | 351418-S | (UU-136)-Insert (reducer for thermactor holes in head)-5/8"-11 x 7/16"-14 x 1 1/8" |
| 77/ | | 2 | 2 | | | D4AZ 6051-A | GASKET (CYLINDER HEAD) |
| 6A051 | | | | | | HEATER ASSY. (BLOCK) | |
| 77/79 | "Before Ser. FE0,001" | 2 | 2 | | | D6AZ 6A051-A | |
| 79 | "From Ser. FE0,001" | AR | | | | E0AZ 6A051-A | 600 watt |

| YEAR | MODEL/RESTRICTIONS | QUANTITY | | | PART NUMBER | DESCRIPTION |
|--|--|----------|-----|---|---------------------|--|
| | | 351 M | 400 | | | |
| 77/79 | F100/350 -- 2/W/D -- "Before Ser. FA0,001" | 1 | 1 | | D3TZ 6054-A | RETAINER (REAR SUPPORT) |
| 77/79 | F150 -- Part time 4/W/D -- "Before Ser. FA0,001" | 1 | 1 | | | |
| 77 | F250 -- 4/W/D-- "Before Ser. Y20,001" | 1 | 1 | | | |
| 77/79 | F250 -- 4/W/D and M/T "From Ser. Y20,001 to FA0,001" | 1 | 1 | | | |
| 77/79 | F250 -- Part time 4/W/D and C6 "From Ser. Y20,001 to FA0,001" | 1 | 1 | | | |
| 77/79 | F150 -- Full time 4/W/D -- "Before Ser. FA0,001" | 1 | 1 | | D7TZ 6054-A | |
| 77/79 | F250 -- Full time 4/W/D and C6-- "From Ser. Y20,001 to FA0,001" | 1 | 1 | | | |
| 79 | F100/350 "From Ser. FA0,001" | 1 | | | D9TZ 6054-A | |
| 77/ | | 20 | 20 | | D0AZ 6065-A 6068 | BOLT (CYLINDER HEAD)-1/2"-13 x 4 5/16" INSULATOR (REAR SUPPORT) |
| 77/ | F100 -- M/T or C4 A/T | 1 | 1 | | C5TZ 6068-A | |
| 77/ | F150 -- 2/W/D and M/T | 1 | 1 | | | |
| 77/ | F250(Reg. or Super cab) -- 2/W/D and M/T | 1 | 1 | | | |
| 77/ | F150/350 -- Part time 4/W/D | 1 | 1 | | D3TZ 6068-B | |
| 77/ | F250(crew cab) | 1 | 1 | | | |
| 77/ | F350 -- Exc. Super camper spl. | 1 | 1 | | | |
| 77/ | F150 -- 2/W/D and A/T | 1 | | | D3TZ 6068-C | |
| 77/ | F100 -- A/T | 1 | | | | |
| 77/ | F100 | | 1 | 1 | | |
| 77/ | F250(Reg. cab) -- 2/W/D and A/T | 1 | 1 | | | |
| 77/ | F250(Super cab) | 1 | 1 | | | |
| 77 | F350(Super camper spl.) | 1 | 1 | | | |
| 77/ | F150/350 -- Full time 4/W/D | 1 | 1 | | D7TZ 6068-A | |
| 77/ | | 1 | 1 | | D6AZ 6B070-A | PLATE (CYLINDER FRONT COVER) |
| 77/ | | 2 | 2 | | 56530-S36 | (B-319-N)-bolt (plate to block) -5/16"-18 x 3" hex. wshr. hd. |
| 77/ | | 2 | | | 385153-S36 | (WW-155-D)-stud (plate to block) -5/16"-18 x 5/16"-18 x 1 13/16" |
| 77/ | | 3 | 3 | | 373513-S7-8 | (XX-119-M)-washer (plate and pump to block)-flat-5/16" |
| 77/ | | 1 | 1 | | 56121-S | (B-319-K)-bolt (cover to block) -hex. hd.-5/16"-18 x 7/8" |
| 77/ | | AR | AR | | D6AZ 6E072-A | LABEL (BUILD CODE & INFORMATION) -Also refer to Service Bulletin #155 |
| 77/ | | 1 | 1 | | ★ D7AZ 6E078-A | GASKET SET (LOWER)-r/b D6PZ 6E078-D (12/79) |
| Consists of 1-D6AZ 6020-A Gasket 1-D0AE 6710-B Gasket 1-C20Z 6734-A Gasket 1-D0AZ 6700-A Seal 1-D0AE 6711-B Gasket 1-D7AZ 8513-A Gasket 2-C90Z 6701-A Seal 2-D0AE 6723-A or B Seal 1-D0AZ 9417-A Gasket (fuel pump) | | | | | | |
| 6079 GASKET SET (VALVE GRIND) | | | | | | |
| 77/ | F100/350 | 1 | 1 | | D7AZ 6079-A | |
| Consists of 2-D4AZ 6051-A Gasket (cyl. head) ▲ 2-D1AE 9A425-AA Seal (intake manifold) 16-D7AZ 6571-A Seal (valve stem) ▲ 1-D5AE 9C484-AC cover 2-D00Z 6584-A Gasket (valve rocker arm cover) ▲ Also serviced in D5AZ 9433-A 1-C8SZ 8255-A Gasket (thermostat hsg.) | | | | | | |
| 77/ | F150/350 part time 4/W/D | 1 | 1 | | D7TZ 6C093-A | ADAPTER (REAR SUPPORT) |

1973/79
TRUCK SERIES 100/500

8 CYL. 5.8L (351M C.I.D.),
6.6L (400 C.I.D.)

| YEAR | MODEL/RESTRICTIONS | QUANTITY | | | | PART NUMBER | DESCRIPTION |
|---|--|----------|-----|--|--|-------------|---|
| | | 351 M | 400 | | | | |
| 6096 BRACKET (REAR SUPPORT) | | | | | | | |
| 77/78 | F100/350(Super cab) -- C6A/T "Before Ser. CC0,001" | 2 | 2 | | | D3TZ 6096-A | |
| 77 | F250 -- 4/W/D and A/T | 2 | 2 | | | | |
| 77/78 | F350(Reg. cab) -- A/T- "Before Ser. CC0,001" | 2 | 2 | | | | |
| 77/78 | F100/350(Super cab) -- M/T and C4A/T "Before Ser. CC0,001" | 2 | 2 | | | D7TZ 6096-A | |
| 77 | F250 -- 4/W/D and M/T- "Before Ser. Y20,001" not req. From Ser. Y20,001" | 2 | 2 | | | | |
| 77/78 | F350(Reg. cab) -- M/T- "Before Ser. CC0,001" | 2 | 2 | | | | |
| 78/ | F100/350(Super cab) -- C6 "From Ser. CC0,001" | 2 | 2 | | | D8TZ 6096-A | |
| 78/ | F350(Reg. cab) -- A/T- "From Ser. CC0,001" | 2 | 2 | | | | |
| 78/ | F100/350(Super cab) -- M/T "From Ser. CC0,001" | 2 | 2 | | | D8TZ 6096-B | |
| 78/ | F350(Reg. cab) -- M/T- "From Ser. CC0,001" | 2 | 2 | | | | |
| 6108 PISTON ASSY. (includes pin) red and blue sizes are optional for select fit | | | | | | | |
| 77/ | | 8 | | | | D5AZ 6108-A | std. (red) |
| | | AR | | | | D5AZ 6108-B | std. (blue) |
| | | AR | | | | D5AZ 6108-C | .003" O/S |
| | | AR | | | | D5AZ 6108-D | .020" O/S |
| | | AR | | | | D5AZ 6108-E | .030" O/S |
| | | AR | | | | D5AZ 6108-F | .040" O/S |
| 77/ | | 8 | | | | D3AZ 6108-G | std. (red) |
| | | AR | | | | D3AZ 6108-H | std. (blue) |
| | | AR | | | | D3AZ 6108-J | .003" O/S |
| | | AR | | | | D3AZ 6108-K | .020" O/S |
| | | AR | | | | D3AZ 6108-L | .030" O/S |
| | | AR | | | | D3AZ 6108-M | .040" O/S |
| 77/ | | 8 | 8 | | | C6AZ 6135-A | PIN (PISTON) |
| 6148 RING SET (PISTON PARTIAL) -- consists of the necessary rings to re-ring (2) pistons | | | | | | | |
| 77/ | | 4 | 4 | | | C3AZ 6148-F | Standard |
| | | AR | AR | | | C3AZ 6148-G | .020" O/S |
| | | AR | AR | | | C3AZ 6148-H | .030" O/S |
| | | AR | AR | | | C3AZ 6148-J | .040" O/S |
| 77/ | | 8 | 8 | | | D1AZ 6200-A | ROD ASSY. (CONNECTING) |
| 6211 BEARING (CONNECTING ROD) | | | | | | | |
| 77/ | | 16 | 16 | | | D0AZ 6211-A | Standard--Upper & Lower |
| | | AR | AR | | | D0AZ 6211-B | .001" U/S |
| | | AR | AR | | | D0AZ 6211-C | .002" U/S |
| | | AR | AR | | | D0AZ 6211-D | .010" U/S |
| | | AR | AR | | | D0AZ 6211-E | .020" U/S |
| | | AR | AR | | | D0AZ 6211-F | .030" U/S |
| 77/ | | 16 | 16 | | | C9AZ 6212-B | NUT (CONNECTING ROD) -- hex. 3/8"-24 |
| 77/ | | 16 | 16 | | | D1AZ 6214-A | BOLT (CONNECTING ROD) |
| 77/78 | | 1 | 1 | | | D4AZ 6250-A | CAMSHAFT |
| 79 | F350 | | 1 | | | | |
| 79 | F350 | 1 | | | | D4AZ 6250-B | |
| 79 | F100/250 | 1 | 1 | | | D9TZ 6250-A | |
| 77/ | | 1 | 1 | | | 73328-S | (N-87-B)--Dowel(cam to sprocket) -5/16" Dia.-1 1/8" long |

8 CYL. 5.8L (351M C.I.D.),
6.6L (400 C.I.D.)

1973/79
TRUCK SERIES 100/500

SECTION 60.5 5

| YEAR | MODEL/RESTRICTIONS | QUANTITY | | | | PART NUMBER | DESCRIPTION |
|------|--|----------|-----|--|--|---|-----------------------------------|
| | | 351 M | 400 | | | | |
| | | | | | | 6A251 BEARING KIT (CAMSHAFT) | |
| 77/ | | 1 | 1 | | | D0AZ 6A251-A | |
| | Consists of | | | | | | |
| | 1-D0AZ 6261-E Front | | | | | 1-C20Z 6263-A Rear | 1-C20Z 6270-A Rear (intermediate) |
| | 1-C20Z 6262-A Center | | | | | 1-C20Z 6267-A Front (intermediate) | 1-C5AZ 6266-B Plug |
| 77/ | | 1 | 1 | | | D0AZ 6256-A SPROCKET (CAMSHAFT) | |
| | | | | | | 6261 BEARING (CAMSHAFT FRONT) | |
| 77/ | | 1 | 1 | | | D0AZ 6261-E std. I.D. & O.D. | |
| | | AR | AR | | | D0AZ 6261-F .015" U/S I.D. - std. O.D. | |
| | | | | | | 6262 BEARING (CAMSHAFT CENTER) | |
| 77/ | | 1 | 1 | | | C20Z 6262-A std. I.D. & O.D. | |
| | | AR | AR | | | C20Z 6262-B .015" U/S I.D. - std. O.D. | |
| | | | | | | 6263 BEARING (CAMSHAFT REAR) | |
| 77/ | | 1 | 1 | | | C20Z 6263-A Std. I.D. & O.D. | |
| | | AR | AR | | | C20Z 6263-B .015" U/S I.D. - std. O.D. | |
| 77/ | | 1 | 1 | | | C5AZ 6266-B PLUG (CAMSHAFT REAR BEARING) | |
| | | | | | | 6267 BEARING (CAMSHAFT FRONT INTERMEDIATE) | |
| 77/ | | 1 | 1 | | | C20Z 6267-A Std. I.D. & O.D. | |
| | | AR | AR | | | C20Z 6267-B .015" U/S - std. O.D. | |
| 77/ | | 1 | 1 | | | D0AZ 6268-A CHAIN (TIMING) | |
| 77/ | | 1 | 1 | | | C8SZ 6269-A PLATE (CAMSHAFT THRUST) | |
| | | | | | | 6270 BEARING (CAMSHAFT REAR INTERMEDIATE) | |
| 77/ | | 1 | 1 | | | C20Z 6270-A Std. I.D. & O.D. | |
| | | AR | AR | | | C20Z 6270-B .015" U/S/ I.D. - std. O.D. | |
| 77/ | | 1 | 1 | | | C20Z 6278-A WASHER (CAMSHAFT SPROCKET) | |
| | | | | | | 6287 ECCENTRIC (CAMSHAFT FUEL PUMP DRIVE) | |
| 77/ | | 1 | 1 | | | D0AZ 6287-A Outer | |
| | | 1 | 1 | | | D0AZ 6287-B Inner | |
| 77/ | | 1 | 1 | | | 20522-S8 (B-89)-bolt(eccentric and sprocket to camshaft)-hex. hd.-3/8"-16 x 2" | |
| | | | | | | 6303 CRANKSHAFT ASSY. | |
| 77/ | | 1 | | | | D7AZ 6303-A | |
| 77/ | | | 1 | | | D7TZ 6303-A | |
| 77/ | | 1 | 1 | | | D7TZ 6306-A SPROCKET (CRANKSHAFT) | |
| | | | | | | 6A312 PULLEY ASSY. (CRANKSHAFT OUTER) also refer to pulley I.D. chart, section 60, page 12. | |
| 77/ | F100 -- T/E Without P/S or A/C | 1 | 1 | | | D4TZ 6A312-B #D3AE 6312-BA-double sheave | |
| 77/ | F150/350 -- T/E without P/S or A/C | 1 | 1 | | | | |
| 77/ | F100 -- T/E, P/S or A/C | 1 | 1 | | | D4AZ 6A312-A #D3AE 6312-CA- four sheave-used to service pulley ident. D3AE 6312-AA, D00E 6312-B | |
| 77 | F100 -- T/E & A/C without P/S | 1 | 1 | | | | |
| 77/ | F150/350 -- T/E & P/S without A/C | 1 | 1 | | | | |
| 77/ | F150/350 -- T/E, P/S & A/C | 1 | 1 | | | | |
| 77/ | F150/350 -- T/E & A/C without P/S | 1 | 1 | | | | |
| 78 | F150/350 -- P/S & A/C without T/E | 1 | 1 | | | | |
| 78 | F150/350 -- Idler pulley without A/C, P/S or T/E | 1 | 1 | | | | |
| 77/ | F150/350 -- without T/E, P/S or A/C | 1 | 1 | | | D0ZZ 6A312-A #D0ZE 6312-B- Triple sheave | |
| 77/ | F150/350 -- P/S without A/C or T/E | 1 | 1 | | | D5DZ 6A312-A #D3DE 6312-AA-four sheave | |
| 77 | F150/350 -- P/S & A/C without T/E | 1 | 1 | | | | |
| 77 | F150/350 -- A/C without P/S or T/E | 1 | 1 | | | | |
| 77/ | F100/350 -- hang-on A/C | 1 | 1 | | | D2AZ 6A312-E | |

APRIL, 1980

COPYRIGHT © 1980-

FORD MOTOR COMPANY - DEARBORN, MICHIGAN

CHANGE 1

**1973/79
TRUCK SERIES 100/500**

| YEAR | MODEL/RESTRICTIONS | QUANTITY | | | PART NUMBER | DESCRIPTION |
|-------|--------------------------------------|----------|-----|--|-------------|---|
| | | 351 M | 400 | | | |
| 77/78 | M/T | 1 | | | D7TZ 6316-A | DAMPER ASSY. (CRANKSHAFT) - Also refer to pulley I.D. Chart, section 60, page 12. |
| 77/78 | F100/350 -- 2/W/D, Windsor and A/T | | 1 | | | |
| 77 | F150/250 -- 4/W/D and M/T | | 1 | | | |
| 77 | F250/350 -- 2/W/D and M/T | | 1 | | | |
| 78 | F100/350 -- 2/W/D and M/T | | 1 | | | |
| 78 | F150/250 -- 4/W/D and M/T | | 1 | | | |
| 77/78 | A/T | 1 | | | D5AZ 6316-A | |
| 79 | F100/350 | 1 | | | | |
| 77/78 | F100/350 -- 2/W/D, Cleveland and A/T | | 1 | | D2AZ 6316-C | |
| 77 | F150/250 -- 4/W/D and A/T | 1 | 1 | | | |
| 78 | F150/250 -- 4/W/D and A/T | | 1 | | | |
| 79 | F150/350 | | 1 | | | |
| 77/ | | 1 | 1 | | 377850-S | (BB-273-A)-bolt (damper and washer to crankshaft). -hex hd.-5/8"-18 x 2" |
| 77/ | | 1 | 1 | | 372854-S | (LL-11)-key (damper to crankshaft) -7/32" x 1 3/4" x 3/16" |

8 CYL. 351M, 400

ENGINE BEARING APPLICATION CHART

| YEAR | SIZE O.D. | SIZE I.D. | U P P E R | L O W E R | PART NUMBER | | | | |
|------|--------------|--------------|-----------------------|-----------------------|-------------|-----------------------|-------------|----------------------|-------------|
| | | | | | FRONT | FRONT INTERMEDIATE | CENTER | REAR INTERMEDIATE | REAR |
| 77/ | std. | std. | X | | D7AZ 6333-A | D7AZ 6333-A | D1AZ 6337-A | D7AZ 6333-A | D7AZ 6333-A |
| | | .001" U/S | X | | D7AZ 6333-B | D7AZ 6333-B | D1AZ 6337-B | D7AZ 6333-B | D7AZ 6333-B |
| | | .002" U/S | X | | D7AZ 6333-C | D7AZ 6333-C | D1AZ 6337-C | D7AZ 6333-C | D7AZ 6333-C |
| | | .010" U/S | X | | D7AZ 6333-D | D7AZ 6333-D | D1AZ 6337-D | D7AZ 6333-D | D7AZ 6333-D |
| | | .020" U/S | X | | D7AZ 6333-E | D7AZ 6333-E | D1AZ 6337-E | D7AZ 6333-E | D7AZ 6333-E |
| 77/ | std. | .030" U/S | X | | D7AZ 6333-F | D7AZ 6333-F | D1AZ 6337-F | D7AZ 6333-F | D7AZ 6333-F |
| | | std. | X | | D7AZ 6333-G | D7AZ 6333-G | D1AZ 6337-A | D7AZ 6333-G | D7AZ 6333-G |
| | | .001" U/S | X | | D7AZ 6333-H | D7AZ 6333-H | D7AZ 6337-B | D7AZ 6333-H | D7AZ 6333-H |
| | | .002" U/S | X | | D7AZ 6333-J | D7AZ 6333-J | D7AZ 6337-C | D7AZ 6333-J | D7AZ 6333-J |
| | | .010" U/S | X | | D7AZ 6333-K | D7AZ 6333-K | D7AZ 6337-D | D7AZ 6333-K | D7AZ 6333-K |
| | | .020" U/S | X | | D7AZ 6333-L | D7AZ 6333-L | D7AZ 6337-E | D7AZ 6333-L | D7AZ 6333-L |
| | | .030" U/S | X | | D7AZ 6333-M | D7AZ 6333-M | D7AZ 6337-F | D7AZ 6333-M | D7AZ 6333-M |

| YEAR | MODEL/RESTRICTIONS | QUANTITY | | | PART NUMBER | DESCRIPTION |
|--|---------------------------------------|----------|-----|--|-------------|--|
| | | 351 M | 400 | | | |
| 6345 BOLT (CRANKSHAFT MAIN BEARING CAP) | | | | | | |
| 77/ | Exc. 4/W/D | 10 | 10 | | D0AZ 6345-B | |
| 77/ | 4/W/D | 9 | 9 | | | |
| 77/ | F150/250 -- 4/W/D | 1 | 1 | | D7TZ 6345-A | 3/8"-16-1/2"-13 x 4 7/32" |
| 77 | F100/350 | 1 | 1 | | C3AZ 6366-A | COVER ASSY. (FLYWHEEL HOUSING) |
| 6375 FLYWHEEL ASSY. | | | | | | |
| 77/ | C6 | 1 | 1 | | D1AZ 6375-A | |
| 77/ | M/T-12" clutch | | 1 | | D7TZ 6375-D | # D7TE-CE-180 tooth ring gear |
| 77/ | M/T-11" clutch "From Ser. X80,001" | 1 | | | D7TZ 6375-E | # D7TE-DE-180 tooth ring gear |
| 77/ | | 1 | 1 | | B8A 6378-A | WASHER (CRANKSHAFT PULLEY RETAINING) |
| 77/ | M/T | 6 | 6 | | D2AZ 6379-A | BOLT (FLYWHEEL TO CRANKSHAFT)- 7/16"-20 x 1 1/16" |
| 77/ | C6 A/T | 6 | 6 | | D2AZ 6379-B | 7/16"-20 x 3/4" |
| 77/ | M/T | 1 | 1 | | D7TZ 6384-A | GEAR (FLYWHEEL RING) - 180 tooth |

| YEAR | MODEL/RESTRICTIONS | QUANTITY | | | | PART NUMBER | DESCRIPTION |
|-------|-----------------------|----------|-----|--|--|---------------|--|
| | | 351 M | 400 | | | | |
| | | | | | | 6392 | HOUSING ASSY. (FLYWHEEL)-Refer to group 7505 |
| 77/ | | 2 | 2 | | | EAD 6397-A | DOWEL (CYLINDER BLOCK) - to flywheel housing - 1/2" x 1" |
| 77/ | A/T | 1 | 1 | | | D1AZ 6411-A | SEAL (REAR COVER PLATE) |
| 77/ | | 16 | 16 | | | D1AZ 6500-A | TAPPET ASSY. (VALVE) - hydraulic |
| | | | | | | 6505 | VALVE (EXHAUST) |
| 77 | | 8 | 8 | | | D5AZ 6505-A | Std.-stem dia.-.3415" |
| | | AR | AR | | | D5AZ 6505-C | .015" O/S stem. dia. |
| | | AR | AR | | | D5AZ 6505-D | .030" O/S stem. dia. |
| 78/ | | 8 | 8 | | | D8TZ 6505-E | Std.-stem dia.-.3418" |
| | | AR | AR | | | ★ D8TZ 6505-F | .003" O/S stem dia.-r/b D9TZ 6782-F (1/80) |
| | | AR | AR | | | D8TZ 6505-G | .015" O/S stem dia.-to be avail. |
| | | AR | AR | | | D8TZ 6505-H | .030" O/S stem dia.-to be avail. |
| | | | | | | 6507 | VALVE (INTAKE) |
| 77/78 | "Before Ser. CG0,001" | 8 | 8 | | | ★ D7TZ 6507-A | Std. stem dia.-.3420"-r/b D9TZ 6507-A, (2) 7HA 6518-A & D00Z 6514-A (9/79) |
| | | AR | AR | | | D7TZ 6507-B | .003" O/S stem dia. |
| | | AR | AR | | | D7TZ 6507-C | .015" O/S stem dia. |
| | | AR | AR | | | D7TZ 6507-D | .030" O/S stem dia. |
| 78/ | "From Ser. CG0,001" | 8 | 8 | | | D9TZ 6507-A | Std. stem dia. - .3423" |
| | | AR | AR | | | D9TZ 6507-B | .015" O/S stem dia. - to be avail. |
| | | AR | AR | | | D9TZ 6507-C | .030" O/S stem dia. - to be avail. |
| | | | | | | 6510 | BUSHING (VALVE GUIDE) |
| 77/ | | AR | AR | | | D6AZ 6510-B | INTAKE-.339" I.D. x .501" O.D. x 2.4" long |
| 77/ | | AR | AR | | | D6AZ 6510-A | EXHAUST-.339 I.D. x .501" O.D. x 2.29" long |
| 77 | | 16 | 16 | | | D1AZ 6513-A | SPRING (VALVE) |
| 78/ | | 8 | 8 | | | | Intake |
| 78/ | | 8 | 8 | | | D8AZ 6513-A | Exhaust |
| 77 | | 16 | 16 | | | D0AZ 6514-A | RETAINER (VALVE SPRING) |
| 78 | | 8 | 8 | | | | Intake |
| 79 | | 8 | 8 | | | D00Z 6514-A | Intake |
| 78/ | | 8 | 8 | | | D8AZ 6514-A | Exhaust |
| 77 | | AR | AR | | | B3Q 6515-A | SPACER (VALVE SPRING)-.030" thick 1" I.D. |
| 77 | | 32 | 32 | | | D0AZ 6518-A | KEY (VALVE SPRING RETAINER) |
| 78 | | 16 | 16 | | | | Intake |
| 78 | | 16 | 16 | | | 7HA 6518-A | Exhaust |
| 79 | | 32 | 32 | | | | Exhaust & intake |
| 77/ | | 16 | 16 | | | D1AZ 6524-A | BAFFLE (VALVE PUSH ROD VALLEY) |
| 77/ | | 16 | 16 | | | D3AZ 6A527-A | BOLT (VALVE ROCKER ARM SUPPORT) Hex. hd-5/16"-18 x 1 3/8" |
| | | | | | | 6A528 | SEAT (VALVE ROCKER ARM FULCRUM) |
| 77/ | | 16 | 16 | | | D7AZ 6A528-A | |
| 77/78 | "Before Ser. CE0,001" | 16 | 16 | | | ★ C9ZZ 6564-A | ARM (VALVE ROCKER)-stamped steel type-r/b D8AZ 6564-B(8/79) |
| 78/ | "From Ser. CE0,001" | 16 | 16 | | | D8AZ 6564-B | stamped steel type |
| | | | | | | 6565 | ROD (VALVE PUSH) |
| 77/ | | 16 | 16 | | | D1AZ 6565-A | std. - 9.51" long |
| | | AR | AR | | | D1AZ 6565-B | .060" O/S |
| | | AR | AR | | | D1AZ 6565-C | .060" U/S |
| | | | | | | 6571 | SEAL (VALVE STEM) |
| 77/79 | "Before Ser. EE0,001" | 16 | 16 | | | D7AZ 6571-A | Intake-use w/ std. and .003" O/S valves |
| 79 | "From Ser. EE0,001" | 8 | 8 | | | | |
| 79 | "From Ser. EE0,001" | 8 | 8 | | | D90Z 6571-A | Exhaust-use with std. and .003" O/S valves |
| 77/ | | AR | AR | | | D0AZ 6571-A | Intake or exhaust-use with .015" O/S and .030" O/S valves |

1973/79
TRUCK SERIES 100/500

| YEAR | MODEL/RESTRICTIONS | QUANTITY | | | PART NUMBER | DESCRIPTION |
|-------|------------------------------|----------|-----|--|-----------------------|--|
| | | 351 M | 400 | | | |
| | | | | | 6582 | COVER ASSY. (VALVE ROCKER ARM) |
| 77/ | | 1 | 1 | | D7AZ 6582-A | R.H. |
| | | 1 | 1 | | D7AZ 6582-B | L.H. |
| 77 | exc. Calif. | 16 | 16 | | 373071-S | (BB-554-M)-Screw and washer |
| 77 | Calif | 15 | 15 | | | (cover to head)-1/4"-20 x 5/8" |
| 78/ | | 16 | 16 | | | |
| 77 | Calif. | 1 | 1 | | 387738-S36 | (WW-127-ZE)-stud & washer (distribution mod. valve |
| 78/ | 0/8500 G.V.W. | 1 | 1 | | | to cover)-1/4"-20 x 1 3/8" |
| 77/ | | 2 | 2 | | D00Z 6584-A | GASKET (VALVE ROCKER ARM COVER) |
| | | | | | 6600 | PUMP ASSY. (OIL) |
| 77/ | | 1 | 1 | | D0AZ 6600-B | Less screen and cover |
| 77/ | | 2 | 2 | | 58635-S2 | (B-82-A)-bolt (oil pump to block) |
| | | | | | | -hex. hd.-3/8"-16 x 1 1/4" |
| 77/ | | 1 | 1 | | C8SZ 6608-A | ROTOR and SHAFT ASSY. (OIL PUMP |
| | | | | | | DRIVE) |
| | | | | | 6616 | PLATE (OIL PUMP BODY) |
| 77/ | | 4 | 4 | | 42911-S | (B-41-A) - bolt (plate to body) - hex. |
| | | | | | | slotted hd. - 1/4" - 20 x 5/8" |
| 77/ | | 1 | 1 | | D0AZ 6A616-A | PLUG (OIL PUMP RELIEF VALVE) |
| 77/ | | 1 | 1 | | D0AZ 6A618-A | SHAFT ASSY. (OIL PUMP INTERMEDIATE) |
| | | | | | 6622 | SCREEN, TUBE and COVER ASSY. |
| | | | | | | (OIL PUMP) |
| 77/78 | F150/250 -- 4/W/D | 1 | 1 | | ★ D7TZ 6622-A | |
| 79 | F350 -- 4/W/D | 1 | 1 | | r/b D9TZ 6622-B(7/79) | |
| 77/ | F100/350 -- 2/W/D | 1 | 1 | | D1AZ 6622-A | |
| 79 | F150/250 -- 4/W/D | 1 | 1 | | D9TZ 6622-B | |
| 77/ | F150/250 -- 4/W/D | 1 | | | 382802-S2 | (MM-173-JB) - Nut (screen & tube |
| | | | | | | to bearing cap)-3/8"-16 |
| 77/ | | 1 | 1 | | C4TZ 6629-A | RING (OIL PUMP INTERMEDIATE SHAFT RETAINER) |
| | | | | | 6A664 | HOSE (CRANKCASE VENTILATION) |
| 77/ | | AR | AR | | C9PZ 6A664-A | *KCV-1 15/32" ID x 25 ft. long - cut to fit |
| 77/ | | AR | AR | | C9PZ 6A664-B | *KCV-2 5/8" ID x 25 ft. long - cut to fit |
| 77/ | | AR | AR | | D3PZ 6A664-A | *KCV-3 3/8" ID x 25 ft. long - cut to fit |
| | | | | | 6A666 | VALVE (POSITIVE VENTILATION) - P.C.V. |
| 77 | (Before 30,000 miles) | 1 | 1 | | D90Z 6A666-A | *EV-68-C-low flow type |
| 77 | F150/350 (From 30,000 miles) | 1 | 1 | | | |
| 77 | F100 (From 30,000 miles) | 1 | 1 | | D7AZ 6A666-A | *EV-93-high flow type |
| 78/ | F100/350 | 1 | 1 | | ★ D8AZ 6A666-A | *EV-68-B-r/b D90Z 6A666-A(8/79) |
| | | | | | 6670 | SPRING (OIL PUMP RELIEF VALVE) |
| 77/ | F150/250 | 1 | 1 | | C5AZ 6670-A | |
| 77/ | F150/250 | 1 | 1 | | C5AZ 6674-A | PLUNGER (OIL PUMP RELIEF VALVE) |
| | | | | | 6675 | PAN ASSY. (OIL) |
| 77/ | F100/350 -- 2/W/D | 1 | 1 | | D7TZ 6675-A | |
| 77/ | F150/350 -- 4/W/D | 1 | 1 | | D7TZ 6675-B | |
| 77/ | | 16 | 16 | | 373071-S | (BB-554-M)-Screw and washer |
| | | | | | | (pan to block) hex.hd-1/4"-20 x 5/8" |
| 77/ | | 5 | 5 | | 42789-S8 | (U-10) Screw (oil pan to front |
| | | | | | | cover)-5/16"-18 x 3/4 |
| 77/ | F100/350 | 1 | 1 | | D0AZ 6700-A | SEAL (CYLINDER FRONT COVER OIL) |
| 77/ | | 2 | 2 | | C90Z 6701-A | PACKING (CRANKSHAFT REAR) - rope |
| | | | | | | type - cut to fit |
| 77/ | | 2 | 2 | | D00Z 6701-A | split lip type |
| 77/ | | 1 | 1 | | D6TZ 6730-A | PLUG (OIL PAN DRAIN) - incl. (4) |
| | | | | | | C20Z 6734-A gaskets |

8 CYL. 5.8L (351M C.I.D.),
6.6L (400 C.I.D.)

1973/79
TRUCK SERIES 100/500

SECTION 60.5 9

| YEAR | MODEL/RESTRICTIONS | QUANTITY | | | | PART NUMBER | DESCRIPTION |
|-------|--|---------------|-----|---|---|------------------|--|
| | | 351 M | 400 | | | | |
| 77/78 | | 1 | 1 | | | C1AZ 6731-A | ELEMENT ASSY. (OIL FILTER) - *FL-1- "spin-on"-3/4"-15 female thread |
| 79 | | 1 | 1 | | | D9AZ 6731-A | *FL-1-A-Spin-on |
| 77/ | | 1 | 1 | | | C2OZ 6734-A | GASKET (OIL PAN DRAIN PLUG) - Nylon |
| | | | | | | 6750 | INDICATOR (OIL LEVEL) |
| 77/ | F150/350 -- 4/W/D | 1 | 1 | | | D7TZ 6750-A | # D7TE 6750-BA |
| 77/ | F150/350 -- 4/W/D -refer T.S.B. 196 | 1 | 1 | | | D7TZ 6750-F | # D9TE-CB |
| 77/ | F100/350 -- 2/W/D | 1 | 1 | | | D7TZ 6750-B | # D7TE 6750-AA |
| | | | | | | 6754 | TUBE ASSY. (OIL LEVEL INDICATOR) |
| 77/ | F150/350 -- 4/W/D | 1 | 1 | | | D7TZ 6754-A | 24.11" long |
| 77/ | F100/350 -- 2/W/D | 1 | 1 | | | D1AZ 6754-A | |
| | | | | | | 6758-9 | TUBE (CRANKCASE VENTILATION) |
| 77/ | | 1 | 1 | | | ★ D7TE 6759-AA | cut from 8C 2269-A bulk tubing |
| 77/ | | 1 | 1 | | | D6OZ 6766-A | CAP ASSY. (OIL FILLER and BREATHER)-*EC-672 |
| 77/ | | 1 | 1 | | | C8AZ 6767-A | ELBOW (CRANKCASE VENTILATION HOSE) -90°-5/8"-Also refer to group 9600 |
| 77/ | | 1 | 1 | | | D0AZ 6781-D | GASKET SET (OIL PAN) |
| | Consists of | | | | | | |
| | 1-D0AE 6710-B | Gasket (R.H.) | | | | 2-D0AE 6723-A or | Seal |
| | 1-D0AE 6711-B | Gasket (L.H.) | | | | 2-D0AE 6723-B | |
| | | | | | | 1-C2OZ 6734-A | Gasket (drain plug) |
| 77 | | 1 | 1 | | | ★ D1AZ 6890-A | INSERT (OIL FILTER MOUNTING BOLT) r/b D7AZ 6890-A (1/79) |
| 78/ | | 1 | 1 | | | D7AZ 6890-A | |
| | | | | | | 6A892 | RETAINER (CRANKCASE VENTILATION GROMMET)-Also refer to group 9600 |
| 77/ | | 1 | 1 | | | C8SZ 6A892-A | P.C.V. valve to filler cap |
| 77/ | | 1 | 1 | | | C8AZ 6A892-A | Elbow to cover |
| 77/ | | 1 | 1 | | | | Elbow to air cleaner |
| 78 | F100/350 | | | 1 | 1 | | |
| 78 | E100/350 | | | 1 | 1 | | |

8 CYL. 5.9L (360 C.I.D.),
6.4L (390 C.I.D.)

1973/79
TRUCK SERIES 100/500

SECTION 60.6 1

| YEAR | MODEL/RESTRICTIONS | QUANTITY | | | | PART NUMBER | DESCRIPTION |
|---|--|--------------|------------|-----------------|--|--------------|---|
| | | 360 | 390 2/B | 390 4/B | | | |
| ▲6007 ENGINE ASSY. | | | | | | | |
| ▲ Current production engine assemblies may be ordered from the local parts distribution center by furnishing the engine code from the vehicle certification label or the identification tag number that is attached to the exterior of the engine assembly. | | | | | | | |
| 6008 GASKET SET (COMPLETE OVERHAUL)- Refer to 6E078 and 6079 | | | | | | | |
| 73/76 | | AR | AR | AR | | B9AE 6A008-A | DOWEL (CYLINDER HEAD TO CYLINDER BLOCK) |
| 76 | | 1 | 1 | 1 | | D6BZ 6D008-A | HEATER KIT (CYLINDER BLOCK) |
| Consists of | | Wine Assy. | | 4-D6AJ 14197-AA | | Clip | |
| 1-D6AJ 6B018-AA | | Heater Assy. | | | | | |
| 1-D6AZ 6A051-B | | cap | | | | | |
| 1-D4AB 6A056-AA | | | | | | | |
| 6009 CYLINDER ASSY. - incl. cylinder block with all internal parts of the engine but does not include cylinder heads, oil pan, tappets or cylinder front cover unless indicated | | | | | | | |
| 73/76 | | 1 | | | | C8TZ 6009-G | Incl. (1) C3AZ 7007-F plate |
| 73/76 | | | 1 | 1 | | C8TZ 6009-H | Incl. (1) C3AZ 7007-F plate |
| 6010 BLOCK ASSY. (CYLINDER) | | | | | | | |
| 73/76 | | 1 | 1 | 1 | | C8AZ 6010-C | Hydraulic tappets-incl. (1) stud for 4/W/D oil pick up tube (2) 380041-S screw and washer Assy. and (1) C3AZ 7007-F plate |
| 6B018 WIRING ASSY. (BLOCK HEATER) | | | | | | | |
| 73 | | AR | AR | | | D2AZ 6B018-A | 74" long |
| 74/76 | F100/350 | | 1 | 1 | | D7TZ 6B018-A | Use with single heater or dual heater |
| 75/76 | | 1 | | 1 | | D4AZ 6B018-A | R.H.-use with dual heater |
| 6019 COVER ASSY. (CYLINDER FRONT) | | | | | | | |
| 73/74 | "Before Ser. R60,001" | 1 | 1 | 1 | | D2TZ 6019-A | |
| 74/76 | F100 -- Calif. "From Ser. R60,001" | 1 | | | | | |
| 74/76 | F100 -- exc. Calif. "From Ser. R60,001" | 1 | | | | C2AZ 6019-D | |
| 74/76 | F150/350 "From Ser. R60,001" | 1 | | | | | |
| 74/76 | F100/350 "From Ser. R60,001" | | 1 | 1 | | | |
| 75/76 | M450/500 | 1 | | 1 | | C4TZ 6019-D | |
| 73/76 | | 1 | 1 | 1 | | 373139-S | (BB-163)-bolt (cover to block)-hex. head- 3/8"-16 x 2 3/4" |
| 73/76 | | 4 | 4 | 4 | | 374408-S | (BB-413-C)-bolt (cover to block)-hex. washer head- 5/16"-18 x 3/4" |

**1973/79
TRUCK SERIES 100/500**

8 CYL. 5.9L (360 C.I.D.),
6.4L (390 C.I.D.)

| YEAR | MODEL/RESTRICTIONS | QUANTITY | | | | PART NUMBER | DESCRIPTION |
|--------------|---|----------|------------|------------|--|--|--|
| | | 360 | 390 2/B | 390 4/B | | | |
| 6019 | | | | | | COVER ASSY. (CYLINDER FRONT) — Cont'd | |
| 73/76 | | 3 | 3 | 3 | | 374409-S | (BB-416-B)-bolt (cover to block)-hex. washer head- 3/8"-16 x 7/8" |
| 73/76 | | 1 | 1 | 1 | | COAE 6020-C | GASKET (CYLINDER FRONT COVER) |
| 6023 | | | | | | POINTER (TIMING) | |
| 73/76 | F100 -- exc. Calif. | 1 | 1 | | | C9AZ 6023-A | |
| 73/74 | F250/350 | 1 | 1 | | | | |
| 75/76 | F150/350 -- exc. Calif. | 1 | | 1 | | | |
| 73/76 | F100 -- Calif. | 1 | 1 | | | D2TZ 6023-A | |
| 74 | | | | 1 | | | |
| 74/75 | M450/500- "Before Ser. W00,001" | 1 | 1 | 1 | | D3TZ 6023-A | |
| 75/76 | F150/350 -- Calif. | 1 | | 1 | | | |
| 75/76 | M450/500- "From Ser. W00,001" | | | 1 | | | |
| 75/76 | M450/500- "From Ser. W00,001" | 1 | | | | D5TZ 6023-A | |
| 6A023 | | | | | | SUPPORT (REAR) | |
| 73/76 | F100/250 (Std. Cab) -- 2/W/D and M/T | 1 | 1 | 1 | | D5TZ 6A023-A | |
| 73/76 | F100/250 (Std. Cab) -- 2/W/D and A/T | 1 | 1 | 1 | | D3TZ 6A023-A | |
| 73/ | F100/150 -- 4/W/D | 1 | | | | D4TZ 6A023-A | |
| 74/76 | F250 (Crew Cab) -- 2/W/D | 1 | 1 | 1 | | D8TZ 6A023-B | |
| 73/76 | F250 -- 4/W/D | 1 | 1 | 1 | | | |
| 73/76 | F350 -- A/T | 1 | 1 | 1 | | | |
| 73/76 | F350 (all exc. Super Cab) -- M/T | 1 | 1 | 1 | | | |
| 74/76 | M450/500 | 1 | 1 | 1 | | | |
| 74/76 | F100/250 (Super Cab) -- 2/W/D and C6 A/T | 1 | 1 | 1 | | | |
| 74/76 | F100/350 (Super Cab) -- M/T | 1 | 1 | 1 | | D4TZ 6A023-B | |
| 73/76 | F100/350 -- 2/W/D | 2 | 2 | 2 | | 20472-S8 | (B-122-A)-bolt (support to frame)-1/2"- 13 x 1 1/2" |
| | | 2 | 2 | 2 | | ★ 380604-S2 | Lockwasher-1/2" |
| | | 2 | 2 | 2 | | ★ 34448-S7 | Locknut-1/2"-13 |
| 73/76 | F350 -- M/T | 6 | 6 | 6 | | 20430-S8 | (B-104)-bolt (support to frame)-7/16"-14 x 1 1/4" |
| | | 6 | 6 | 6 | | 382927-S4 | (MM-173-MU)-locknut-7/16"-14 |
| 73/76 | F350 -- A/T | 2 | 2 | | | 20472-S8 | (B-122-A)-bolt (support to frame)-1/2"-13 x 1 1/2" |
| | | 2 | 2 | | | ★ 380604-S2 | Washer-flat 1/2" |
| | | 4 | 4 | 4 | | 20430-S8 | (B-104)-bolt (support to frame) 7/16"-14 x 1 1/4" |
| | | 4 | 4 | 4 | | 382927-S4 | (MM-173-MU)-locknut-7/16"-14 |
| 6026 | | | | | | PLUG (ENGINE) | |
| 73/76 | | 6 AR | 6 AR | 6 AR | | D7AZ 6026-B | Std. - 1.75" O.D. |
| | | | | | | C8AZ 6026-B | .060" O/S |
| 75/76 | "From Ser. X20,001" | 1 | | 1 | | D5TZ 6026-A | (Oil passage in block)-19/32" O.D.- 1/2"-13 thread |
| 73/76 | | 4 | 4 | 4 | | 87837-S | (P-15)-plug (oil passage in rear of block)-pipe- 1/4"-18 x 27/64" |
| 73/76 | | 2 | 2 | 2 | | | (water drain holes in block) |
| 75/76 | "From Ser. X20,001" | 5 | | 5 | | | |
| 73/76 | | 1 | 1 | 1 | | 353001-S | (PP-85)-plug (cam hole in rear of block)-cup-2 3/8" |
| 73/76 | F100/250 -- 4/W/D | 1 | | | | 352532-S | (PP-60)-plug (oil level indicator hole in block)- cup-3/8" |
| 73/76 | | 6 | 6 | 6 | | 371485-S | (PP-48-A)-plug (core holes in top of cyl. head)- pipe-3/4"-14 |

| YEAR | MODEL/RESTRICTIONS | QUANTITY | | | PART NUMBER | DESCRIPTION |
|--------|--|------------|------------|------------|---------------------------------|---|
| | | 360 2/B | 390 4/B | 390 4/B | | |
| 6026 | | | | | PLUG (ENGINE) — Cont'd | |
| 73/75 | "Before Ser. X20,001" | 6 | 6 | 6 | 383024-S | (PP-66-AA)-plug (oil passages in block)-cup-7/16" |
| 6028-9 | | | | | BRACKET (FRONT-SUPPORT) | |
| 73/76 | F100/250(exc. Crew Cab) -- 4/W/D | 1 | | | C6TZ 6028-D | R.H. |
| | | 1 | | | C6TZ 6029-F | L.H. |
| 74/ | F250 (Crew cab) 4/W/D | 1 | | | D3TZ 6028-C | R.H. |
| | | 1 | | | ★ D3TZ 6029-B | L.H.—Not repl. (3/79) |
| 73/76 | F100/350 -- 2/W/D | 1 | 1 | 1 | D4TZ 6028-B | R.H. |
| | | 1 | 1 | 1 | D4TZ 6029-B | L.H. |
| 74/76 | M450/500 | 1 | 1 | 1 | C4TZ 6028-A | Upper |
| | | 1 | 1 | 1 | D3TZ 6028-B | Lower |
| 73/76 | F100/250 -- 2/W/D | 8 | 8 | 8 | 376058-S | (BB-157-A)-bolt (bracket to frame)-3/8"-16 x 1 1/2" |
| 73/76 | F100/250-- 2/W/D | 8 | 8 | 8 | 352981-S | (XX-143)-washer-flat-3/8" |
| | | 8 | 8 | 8 | ★ 34444-S8 | locknut-3/8"-16 |
| 73/76 | F350 | 4 | 4 | 4 | ★ 381902-S | bolt (bracket to frame)-3/8"-16 x 1 1/4" |
| | | 4 | 4 | 4 | 376058-S | (BB-157-A)-bolt (bracket to frame)-3/8"-16 x 1 1/2" |
| | | 4 | 4 | 4 | 352981-S | (XX-143)-washer-flat-3/8" |
| | | 8 | 8 | 8 | ★ 34444-S7 | locknut-3/8"-16 |
| 6038-9 | | | | | INSULATOR ASSY. (FRONT SUPPORT) | |
| 73/76 | F100/250 -- 4/W/D | 1 | 1 | 1 | C7TZ 6038-H | R.H. |
| 73/76 | F100/350 -- 2/W/D | 1 | | | | |
| 73/76 | F100-- 2/W/D | | 1 | | | |
| 73/74 | F150/350 -- 2/W/D "Before Ser. U00,001" | | 1 | | C7TZ 6038-J | L.H. |
| 74/76 | F150/350 -- 2/W/D "From Ser. U00,001" | | | 2 | D4TZ 6038-A | R.H. & L.H. |
| 74/76 | M450/500 | 1 | 1 | 1 | TFAA 6038-A | R.H. |
| | | 1 | 1 | 1 | TFAA 6039-A | L.H. |
| 73/76 | F100/250 -- 2/W/D | 4 | 4 | 4 | ★ 353659-S | bolt (insulator to eng.)-7/16"-14 x 1 1/8" |
| | | 4 | 4 | 4 | 34808-S8 | (X-67)-lockwasher-7/16" |
| | | 2 | 2 | 2 | ★ 356450-S | washer-flat (insulator to support)-7/16" |
| | | 2 | 2 | 2 | 382927-S4 | (MM-173-MU)-locknut-7/16"-14 |
| 73/76 | F350 | 2 | 2 | 2 | 382927-S4 | (MM-173-NU)-locknut (insulator to support)-7/16"-14 |
| | | 2 | 2 | 2 | ★ 381650-S2 | Washer-flat-7/16" |
| 73/76 | F350 | 4 | 4 | 4 | ★ 353659-S | Bolt (insulator to eng.)-7/16"-14 x 1 1/8" |
| | | 4 | 4 | 4 | 34808-S8 | (X-67)-lockwasher-7/16" |
| 75/76 | F150/350 -- Calif. | 1 | 1 | 1 | D5TZ 6C038-A | SHIELD ASSY. (MOTOR MOUNT) - R.H. |
| 75/76 | F100/150 | 1 | 1 | 1 | | |
| | | 1 | 1 | 1 | D5TZ 6C038-B | L.H. |
| 74/76 | M450/500 | 1 | 1 | | B8Q 6047-A | BOLT (FRONT SUPPORT INSULATOR) |
| 6049 | | | | | HEAD (CYLINDER) | |
| 73 | Without T/E | 2 | 2 | 2 | D5TZ 6049-H | Without valves-incl. C6AZ 6052-A plugs |
| 74/75 | F100/350 -- w/ or w/o T/E | 2 | 2 | 2 | | |
| 76 | F100/350 -- w/ or w/o T/E | 2 | 2 | 2 | | |
| 74/76 | M450/500 | 2 | 2 | | | |
| 73 | F100 | 2 | 2 | | ★ D5TZ 6049-G | Complete with valves-incl. C6AZ 6052-A plugs-r/b details (5/79) |
| 75/76 | F100 -- w/ or w/o T/E | 2 | 2 | | | |
| 74 | F100 -- without T/E | 2 | 2 | | D4TZ 6049-B | Complete with valves |
| 74/75 | F100 -- T/E | 2 | | | D4TZ 6049-H | Complete with valves |
| 73 | F250/350 | 2 | 2 | | D5TZ 6049-F | Complete with valves-incl. C6AZ 6052-A plugs |
| 74 | F250/350 -- without T/E | 2 | 2 | 2 | | |
| 75/76 | F150/350 -- w/ or w/o T/E | 2 | | 2 | | |
| 75/76 | M450/500 | 2 | | | | |

1973/79
TRUCK SERIES 100/500

8 CYL. 5.9L (360 C.I.D.),
6.4L (390 C.I.D.)

| YEAR | MODEL/RESTRICTIONS | QUANTITY | | | PART NUMBER | DESCRIPTION |
|-------|---|------------|------------|------------|--------------|--|
| | | 360 2/B | 390 4/B | 390 4/B | | |
| | | | | | 6051 | GASKET (CYLINDER HEAD) |
| 73/76 | | 2 | 2 | 2 | C6AZ 6051-A | Steel and asbestos-optional with C8AZ 6051-A |
| 73/76 | | 2 | 2 | 2 | C8AZ 6051-A | # C8AE 6051-B-steel-optional with C6AZ 6051-A |
| 73/76 | | AR | AR | AR | D6AZ 6A051-B | HEATER ASSY. (BLOCK) - 600 watt |
| 74 | | 2 | | | C6AZ 6052-A | PLUG (CYLINDER HEAD EXHAUST AIR SUPPLY) - 1/2"-20 x 1 11/32" hex. head |
| | | | | | 6054 | RETAINER (REAR SUPPORT) |
| 73/74 | F100/250 (Standard cab) -- 2/W/D and M/T | 1 | 1 | 1 | C5TZ 6054-A | |
| 73/76 | F100/250 -- 2/W/D and A/T | 1 | 1 | 1 | D3TZ 6054-A | |
| 73/76 | F100/250 -- 4/W/D | 1 | 1 | 1 | | |
| 73/76 | F350 | 1 | 1 | 1 | | |
| 74/76 | F250 (crew cab) | 1 | 1 | 1 | | |
| 75/76 | F100/250 (Standard Cab) -- 2/W/D and M/T | 1 | 1 | 1 | | |
| 73/76 | F100/350 -- 2/W/D | 2 | 2 | 2 | 20392-S8 | (B-120-A)-bolt (retainer to insulator to trans) -1/2"-13 x 1" |
| | | 2 | 2 | 2 | 34809-S7 | (X-68)-lockwasher-1/2" |
| | | 1 | 1 | 1 | 354580-S | (B-167)-bolt (insulator to cross member) -3/8"-16 x 3 1/4" |
| | | 1 | 1 | 1 | ★ 34394-S8 | (M-93-A)-locknut-3/8"-16 |
| 74/76 | M450/500 | 2 | 2 | 2 | C4TZ 6A061-A | INSULATOR (REAR SUPPORT) |
| | | | | | 6065 | BOLT (CYLINDER HEAD) |
| 73 | | 10 | 10 | 10 | D4TZ 6065-A | 1/2"-13 x 3 1/2" hex. head |
| 74/76 | | 10 | 10 | 10 | | |
| 73/76 | | 10 | 10 | 10 | D6TZ 6065-A | 1/2"-13 x 2.8" |
| | | | | | 6068 | INSULATOR (REAR SUPPORT) |
| 73/76 | F100/250 (Standard Cab) -- 2/W/D and M/T | 1 | 1 | 1 | C5TZ 6068-A | |
| 73/76 | F100/250 (Standard Cab) -- 2/W/D and A/T | 1 | 1 | 1 | D3TZ 6068-C | |
| 73/76 | F350 (Camper spec.) | 1 | 1 | 1 | D3TZ 6068-B | |
| 73/74 | F100 -- 4/W/D- "Before Ser. T20,001" | 1 | 1 | 1 | | |
| 73/76 | F250 -- 4/W/D | 1 | 1 | 1 | | |
| 73/76 | F350(exc. Camper Spec.) | 1 | 1 | 1 | | |
| 74/76 | F100 -- 4/W/D and M/T- "From Ser. T20,001" | 1 | 1 | 1 | | |
| 74/76 | F250 (crew cab) -- 2/W/D | 1 | 1 | 1 | | |
| 76 | F150 (133" W.B.) -- 4/W/D and M/T | 1 | | 1 | | |
| 76 | F150(117" W.B.) -- 4/W/D and M/T | 1 | | 1 | D3TZ 6068-A | |
| 74/76 | F100 -- 4/W/D and A/T- "From Ser. T20,001" | 2 | | | D4TZ 6068-A | |
| 76 | F150 -- 4/W/D and A/T | 2 | | | | |
| 74/76 | M450/500 | 1 | 1 | 1 | C4TZ 6068-A | |
| 73/76 | F100/350 -- 2/W/D | 1 | 1 | 1 | 354580-S | (BB-167)-bolt (insulator to cross member) -3/8"-16 x 3 1/4" |
| | | 1 | 1 | 1 | 34394-S8 | (M-93-A)-locknut-3/8"-16 |
| 73/76 | F100 -- 4/W/D- "Before Ser. T20,001" | 1 | 1 | 1 | 354580-S | (BB-167)-bolt (insulator to adapter) -hex. hd.-3/8"-16 x 3 1/4" |
| | | 1 | 1 | 1 | ★ 34444-S7 | locknut-3/8"-16 |

| YEAR | MODEL/RESTRICTIONS | QUANTITY | | | | PART NUMBER | DESCRIPTION |
|--|--|-------------------------|--------------------|-----------------------------|--------------------|-----------------------------|--|
| | | 360 2/B | 390 4/B | 390 4/B | 390 4/B | | |
| 6068 INSULATOR (REAR SUPPORT) — Cont'd | | | | | | | |
| 74/76 | F100 -- 4/W/D and A/T- "From Ser. T20,001" | 2 | 2 | 2 | | ★ 58676-S | bolt (insulator to adapter)-1/2"-13 x 1 3/4" |
| | | 2 | 2 | 2 | | 34809-S8 | (X-68)-lockwasher-1/2" |
| | | 2 | 2 | 2 | | 44735-S | (X-32)-washer-flat-1/2 |
| | | 2 | 2 | 2 | | ★ 34989-S2 | locknut-1/2"-13 |
| 73/76 | F100 -- 4/W/D and M/T "From Ser. T20,001" | 1 | 1 | 1 | | ★ 300904-S2 | bolt (insulator to adapter)-3/8"-16 x 3 1/2" |
| | | 1 | 1 | 1 | | 383406-S100 | (MM-173-MY)-locknut-3/8"-16 3 |
| 73/76 | | 1 | 1 | 1 | | D5PZ 6E078-R | GASKET SET (LOWER) |
| Consists of | | | | | | | |
| | 1-COAE 6020-C | Gasket (front cover) | 1-B8TZ 6626-A | Gasket (oil pump inlet) | 1-C20Z 6734-A | Gasket (oil pan drain plug) | |
| | 2-C1AE 6336-B | Seal (crankshaft rear) | 1-C0AZ 6A636-B | Gasket (oil filter adapter) | 2-B8A 8507-A | Gasket (water pump) | |
| | 1-C3AZ 6411-B | Seal (rear cover plate) | 1-C3AZ 6700-A | Seal (front cover) | 1-C2AZ 8513-A | Gasket (water pump cover) | |
| | 1-C3AZ 6411-C | Seal (flywheel housing) | 2-C90Z 6701-A | Packing (crankshaft rear) | 1-C3AZ 9417-C | Gasket (fuel pump) | |
| | 1-C2AZ 6436-A | Seal (starter motor) | 1-D0AZ 6710-A | Gasket (oil pan) | | | |
| 73/74 | | 1 | 1 | | | C9AZ 6079-A | GASKET SET (VALVE GRIND) - optional with C6AZ 6079-E |
| Consists of | | | | | | | |
| | 2-C8AZ 6051-A | Gasket | 1-C8PZ 8255-U | Gasket | ▲ 2-C8AZ 9441-A | Gasket | |
| | 16-C4TZ 6571-J | Gasket | ▲ 1-C8AZ 9A424-A | Seal | | | |
| | 2-B9AZ 6584-A | Gasket | ▲ 1-C8AZ 9A425-A | Seal | | | |
| ▲ Also serviced in C7TZ - 9433-B | | | | | | | |
| 74/76 | | 1 | 1 | 1 | | ★ C6AZ 6079-E | r/b C9AZ 6079-A (8/78) |
| Consists of | | | | | | | |
| | 2-C6AZ 6051-A | Gasket | | | ■ ▲ 1-C8AZ 9A425-A | Seal | |
| | 16-C4TZ 6571-J | Seal | 1-C8PZ 8255-U | Gasket | ▲ 2-C6AZ 9441-A | Gasket | |
| | 2-D0AZ 6584-C | Gasket | ■ ▲ 1-C8AZ 9A424-A | Seal | ■ 2-C8AZ 9441-A | Gasket | |
| ▲ Also serviced in C6AZ -9433-E ■ Also serviced in C3AZ-9433-G | | | | | | | |
| 6C093 ADAPTER (REAR SUPPORT) | | | | | | | |
| 73/74 | F100 -- 4/W/D and M/T "Before Ser. T20,001" | 1 | | | | C6TZ 6C093-A | |
| 74 | F100 -- 4/W/D and M/T- "From Ser. T20,001 to U40,001" | 1 | | | | D4TZ 6C093-A | |
| 74/75 | F100 -- 4/W/D-133" W/B and M/T "From Ser. U40,001 TO W40,001" | 1 | | | | | |
| 75/76 | F100/150 -- 4/W/D and M/T single speed transfer case "From Ser. W40,001" | 1 | | | | | |
| 75/76 | F100/150 -- 4/W/D and M/T dual speed transfer case "From Ser. W40,001" | 1 | | | | D5TZ 6C093-A | |
| 73/74 | F100 -- 4/W/D and A/T- "Before Ser. T20,001" | 1 | | | | D3TZ 6C093-A | |
| 74/75 | F100 -- 4/W/D-117" W/B and M/T "From Ser. U40,001 to W40,001" | 1 | | | | | |
| 73/76 | F100 -- 4/W/D | 4 | | | | 35435-S7-8 | (BB-155-A)-bolt (adapter to cross member) -3/8"-16 x 1 1/8" |
| | | 4 | | | | 382585-S100 | (XX-143-A)-Washer-flat-3/8" |
| | | 4 | | | | 383406-S100 | (MM-173-MY)-locknut-3/8"-16 |
| 6096 BRACKET (REAR SUPPORT) | | | | | | | |
| 73/76 | F100/350 -- A/T | 2 | 2 | 2 | | D3TZ 6096-A | |
| 74/76 | M450/500 -- A/T | 2 | 2 | 2 | | | frame to cross member |
| 73/76 | F100/350 -- M/T | 2 | 2 | 2 | | C7TZ 6096-A | |

1973/79
TRUCK SERIES 100/500

| YEAR | MODEL/RESTRICTIONS | QUANTITY | | | | PART NUMBER | DESCRIPTION |
|---|------------------------------------|----------|------------|------------|--|--------------|---|
| | | 360 | 390 2/B | 390 4/B | | | |
| 6096 BRACKET (REAR SUPPORT) — Cont'd | | | | | | | |
| 74/76 | M450/500 -- cross member to trans. | 1 | 1 | | | D1TZ 6096-A | R.H. # D1TA 6096-AA |
| | | 1 | 1 | | | D1TZ 6096-B | L.H. # D1TA 6A070-AA |
| 6108 PISTON ASSY. (INCL. PIN & RETAINER)—Red and blue sizes are optional for select fit. | | | | | | | |
| 73/76 | | 8 | | | | C8TZ 6108-A | Standard |
| | | AR | | | | C8TZ 6108-C | .003" O/S |
| | | AR | | | | C8TZ 6108-D | .020" O/S |
| | | AR | | | | C8TZ 6108-E | .030" O/S |
| | | AR | | | | C8TZ 6108-F | .040" O/S |
| 73/76 | | | 8 | 8 | | C8TZ 6108-R | Std. (red) |
| | | | AR | AR | | D1AZ 6108-G | Std. (blue) |
| | | | AR | AR | | C8TZ 6108-S | .003" O/S |
| | | | AR | AR | | C8TZ 6108-T | .020" O/S |
| | | | AR | AR | | C8TZ 6108-U | .030" O/S |
| | | | AR | AR | | C8TZ 6108-V | .040" O/S |
| 6135 PIN (PISTON) | | | | | | | |
| 73/76 | | 8 | | | | C8TZ 6135-A | Std.—# Green—3.16" long—.975" dia. |
| | | AR | | | | C8TZ 6135-B | .001" O/S—# Blue |
| | | AR | | | | C8TZ 6135-C | .002" O/S—# Yellow |
| 73/76 | | | 8 | 8 | | C6AZ 6135-A | Std.—# Green—.975" O.D. |
| | | | AR | AR | | C6AZ 6135-B | .001" O/S—# Blue |
| | | | AR | AR | | C6AZ 6135-C | .002" O/S—# Yellow |
| 73/76 | | 16 | 16 | 16 | | C3AZ 6140-B | RETAINER (PISTON PIN)— 15/16" I.D. x 1 7/64" O.D. x 3/64" thick |
| 6148 RING SET (PISTON PARTIAL)—consists of the necessary rings to re-ring (2) pistons | | | | | | | |
| 73/76 | | 4 | 4 | 4 | | C8TZ 6148-A | standard |
| | | AR | AR | AR | | C8TZ 6148-B | .020" O/S |
| | | AR | AR | AR | | C8TZ 6148-C | .030" O/S |
| | | AR | AR | AR | | C8TZ 6148-D | .040" O/S |
| 6200 ROD ASSY. (CONNECTING) | | | | | | | |
| 73/76 | | 8 | | | | C1AZ 6200-C | |
| 73/76 | | | 8 | 8 | | D1TZ 6200-A | |
| 73/76 | | 8 | 8 | 8 | | B8A 6207-A | BUSHING (CONNECTING ROD)—split type— 1.04" O.D.—.040" thick—1.24" long |
| 6211 BEARING (CONNECTING ROD) | | | | | | | |
| 73/76 | | 16 | 16 | 16 | | C6AZ 6211-A | Standard—upper and lower |
| | | AR | AR | AR | | C6AZ 6211-B | .001" U/S |
| | | AR | AR | AR | | C6AZ 6211-C | .002" U/S |
| | | AR | AR | AR | | C6AZ 6211-D | .010" U/S |
| | | AR | AR | AR | | C6AZ 6211-E | .020" U/S |
| | | AR | AR | AR | | C6AZ 6211-F | .030" U/S |
| | | AR | AR | AR | | C6AZ 6211-G | .040" U/S |
| 73/76 | | 16 | 16 | 16 | | C9AZ 6212-B | NUT (CONNECTING ROD)—3/8"—24 hex. |
| 73/76 | | 16 | 16 | 16 | | C8AZ 6214-B | BOLT (CONNECTING ROD)—3/8"—24 x 2 1/2" |
| 73/76 | | 1 | 1 | 1 | | C7AZ 6250-A | CAMSHAFT ASSY.—less gear |
| 6A251 BEARING KIT (CAMSHAFT) | | | | | | | |
| 73/76 | | 1 | 1 | | | D3TZ 6A251-A | Standard size |

Consists of

1-D3TZ 6261-B
1-B8A 6262-AA
1-B8A 6263-AA

(Front)
(Center)
(Rear)

1-B8A 6267-AA
1-B8A 6270-AA
1-353001-S

Front (intermediate)
Rear (intermediate)
Plug

| YEAR | MODEL/RESTRICTIONS | QUANTITY | | | | PART NUMBER | DESCRIPTION |
|---|---------------------------------------|----------|-----|-----|--|---|---|
| | | 360 | 390 | 390 | | | |
| | | | 2/B | 4/B | | | |
| 73 | "Before Ser. S00,001" | 1 | 1 | | | C8AZ 6256-A | SPROCKET (CAMSHAFT)-aluminum-36 tooth |
| 73/76 | "From Ser. S00,001" | 1 | 1 | 1 | | D3TZ 6256-A | Aluminum-36 tooth |
| 73/76 | | 1 | 1 | | | 73357-S | (N-87-C)-dowel (sprocket to cam)-5/16" x 1 1/2" |
| 73/76 | | 1 | 1 | 1 | | 304815-S | (B-110-A)-bolt (sprocket to cam)-hex. head-7/16"-14 x 1 7/8" |
| 6261 BEARING (CAMSHAFT FRONT) | | | | | | | |
| 73/76 | | 1 | 1 | 1 | | D3TZ 6261-B | Standard |
| | | AR | AR | AR | | D3TZ 6261-C | .015" U/S |
| 6262 BEARING (CAMSHAFT CENTER) | | | | | | | |
| 73/76 | | 1 | 1 | 1 | | B8A 6262-AA | Standard |
| | | AR | AR | AR | | B8A 6262-AB | .015" U/S |
| 6263 BEARING (CAMSHAFT REAR) | | | | | | | |
| 73/76 | | 1 | 1 | 1 | | B8A 6263-AA | Standard |
| | | AR | AR | AR | | B8A 6263-AB | .015" U/S |
| 6267 BEARING (CAMSHAFT FRONT INTERMEDIATE) | | | | | | | |
| 73/76 | | 1 | 1 | 1 | | B8A 6267-AA | Standard |
| | | AR | AR | AR | | B8A 6267-AB | .015" U/S |
| 73/76 | | 1 | 1 | 1 | | D0AZ 6268-A | CHAIN (TIMING)-48 links |
| 6269 PLATE (CAMSHAFT THRUST) | | | | | | | |
| 73/76 | | 1 | 1 | 1 | | D3TZ 6269-A | |
| 73/76 | | 2 | 2 | 2 | | 380041-S | (BB-639-B)-bolt (plate to block)-7/16"-14 x 5/8" |
| 6270 BEARING (CAMSHAFT REAR INTERMEDIATE) | | | | | | | |
| 73/76 | | 1 | 1 | 1 | | B8A 6270-AA | Standard |
| | | AR | AR | AR | | B8A 6270-AB | .015" U/S |
| 6287 ECCENTRIC (CAMSHAFT FUEL PUMP DRIVE) | | | | | | | |
| 73 | | 1 | 1 | | | C3AZ 6287-A | |
| 74 | | 1 | 1 | 1 | | D5TZ 6287-A | Inner |
| | | 1 | 1 | 1 | | D3AZ 6287-A | Outer |
| 75/76 | | 1 | 1 | 1 | | D5TZ 6287-A | Inner |
| | | 1 | 1 | 1 | | D0AZ 6287-A | Outer |
| 6303 CRANKSHAFT ASSY. | | | | | | | |
| 73/76 | | 1 | | | | D3TZ 6303-B | |
| 73/76 | | | 1 | 1 | | D3TZ 6303-C | |
| 73/76 | | 1 | 1 | 1 | | C4AZ 6306-A | SPROCKET (CRANKSHAFT)-18 tooth |
| 73/76 | | 1 | 1 | 1 | | 378704-S | (LL-12-A)-key (sprocket to crankshaft)-1 13/32" long x 3/16" wide |
| 73/76 | | 1 | 1 | 1 | | B8A 6310-A | SLINGER (CRANKSHAFT OIL)-1 3/8" I.D. x 3 5/16" O.D. |
| 6A312 PULLEY ASSY. (CRANKSHAFT OUTER) -also refer to pulley I.D. Chart, Section 60, page 12 | | | | | | | |
| 73/75 | F100/250 -- P/S and S/C without T/E | 1 | 1 | | | ★ C8AZ 6A312-C r/bC8AZ 6A312-D (10/79) | # C8AE 6312-C-double sheave-6 21/32" large pulley dia.-6" small pulley dia.-inner pulley uses 3/8" belt-outer pulley uses 1/2" belt |
| 73/76 | F100/250 -- 4/W/D and P/S without A/C | 1 | | | | C8AZ 6A312-D | # C8AE 6312-D-triple sheave-6 21/32" inner pulley dia.-6 5/32" outer pulley dia.-inner pulleys use 3/8" belts-outer pulley uses 1/2" belt-use as replacement for pulley # D4TE 6A312-AA |
| 73/76 | F100/250 -- 2/W/D and P/S with X/C | 1 | 1 | 1 | | | |
| 73/76 | F350 -- without A/C | 1 | 1 | 1 | | | |
| 74 | F100 -- with T/E and P/S without A/C | 1 | | | | | |
| 73/76 | M450/500 | 1 | 1 | 1 | | | |
| 73/76 | F100/350 -- without T/E | 1 | 1 | 1 | | C8AZ 6A312-E | # C8AE 6A312-B-single sheave-6 25/32" pulley dia.-uses 3/8" belt |
| 73/76 | F100/350 -- without P/S or A/C | 1 | 1 | 1 | | D3TZ 6A312-C | # C8AE 6312-E-double sheave -6 3/4" O.D. |

1973/79
TRUCK SERIES 100/500

8 CYL. 5.9L (360 C.I.D.),
6.4L (390 C.I.D.)

| YEAR | MODEL/RESTRICTIONS | QUANTITY | | | | PART NUMBER | DESCRIPTION |
|---|--|------------|------------|------------|------------|--------------|---|
| | | 360 2/B | 390 4/B | 390 4/B | 390 4/B | | |
| 6A312 PULLEY ASSY. (CRANKSHAFT OUTER) -also - Cont'd refer to pulley I.D. Chart, Section 60, page 12 | | | | | | | |
| 73 | F100/350 -- integral A/C- "Before Ser. R20,001" | 1 | 1 | | | D3TZ 6A312-A | # D3TE 6312-AA-triple sheave-7 5/32" inner pulley dia.-8 13/32" outer pulley dia. |
| 73/76 | F100/350 -- integral A/C- "From Ser. R20,001" | 1 | 1 | 1 | | D3TZ 6A312-B | # D3TE 6312-AB-triple sheave-7 5/32" inner pulley dia.-7 5/16" outer pulley dia. |
| 73 | F100/250 -- hang-on A/C | 1 | 1 | | | D2TZ 6A312-A | |
| 74/76 | F100/250 -- hang-on A/C | 1 | | 1 | | D4TZ 6A312-A | |
| 6316 DAMPER ASSY. (CRANKSHAFT) | | | | | | | |
| 73/76 | F100/350 | 1 | 1 | 1 | | D5TZ 6316-D | Use w/C30Z 6378-A |
| 75/76 | M450/500 | | | 1 | | | |
| 74 | M450/500 | 1 | 1 | | | C8AZ 6316-B | |
| 73/76 | | 1 | 1 | 1 | | 377850-S | (BB-273-A)-bolt (damper to crankshaft)-hex. head-5/8"-18 x 2" |
| 73/76 | | 1 | 1 | 1 | | 358963-S | (LL-2)-key (damper to crankshaft)-1/4" x 3/4" |
| 73/76 | | 1 | 1 | 1 | | C1AZ 6A321-C | SEAL KIT (CRANKSHAFT REAR MAIN BEARING) |

Consists of
2-C1AE 6336-B Seal 2-C90Z 6701-A Packing

ENGINE BEARING APPLICATION CHART

| YEAR | SIZE O.D. | SIZE I.D. | U P P W E R | L O A D | PART NUMBER | | | | |
|--|-----------|------------|----------------------------|------------------|-------------|--------------------|-------------|-------------------|-------------|
| | | | | | FRONT | FRONT INTERMEDIATE | CENTER | REAR INTERMEDIATE | REAR |
| 6333-37 BEARING-(CRANKSHAFT MAIN) | | | | | | | | | |
| 73/76 | Std. | Std.-0959" | x | x | C4TZ 6333-H | C4TZ 6333-H | C6TZ 6337-A | C4TZ 6333-H | C4TZ 6333-H |
| | | .001" | x | x | C4TZ 6333-J | C4TZ 6333-J | C6TZ 6337-B | C4TZ 6333-J | C4TZ 6333-J |
| | | .002" | x | x | C4TZ 6333-K | C4TZ 6333-K | C6TZ 6337-C | C4TZ 6333-K | C4TZ 6333-K |
| | | .010" | x | x | C4TZ 6333-L | C4TZ 6333-L | C6TZ 6337-D | C4TZ 6333-L | C4TZ 6333-L |
| | | .020" | x | x | C4TZ 6333-M | C4TZ 6333-M | C6TZ 6337-E | C4TZ 6333-M | C4TZ 6333-M |
| | | .030" | x | x | C4TZ 6333-N | C4TZ 6333-N | C6TZ 6337-F | C4TZ 6333-N | C4TZ 6333-N |
| | | .040" | x | x | C4TZ 6333-P | C4TZ 6333-P | C6TZ 6337-G | C4TZ 6333-P | C4TZ 6333-P |

| YEAR | MODEL/RESTRICTIONS | QUANTITY | | | | PART NUMBER | DESCRIPTION |
|---|------------------------------|------------|------------|------------|------------|---|-------------|
| | | 360 2/B | 390 4/B | 390 4/B | 390 4/B | | |
| 6336 SEAL (CRANKSHAFT REAR MAIN BEARING CAP) | | | | | | | |
| 73/76 | | 2 | 2 | 2 | | C1AE 6336-B Standard | |
| | | AR | AR | AR | | B8KY 6336-A .075" O/S | |
| 6337 Refer to Main Bearing Chart group 6333 | | | | | | | |
| 6345 BOLT (CRANKSHAFT MAIN BEARING CAP) | | | | | | | |
| 73/76 | F100/250 -- 4/W/D | 9 | | | | C1AE 6345-B 1/2"-13 x 3 1/2" | |
| 73/76 | F100/350 -- 2/W/D | 10 | 10 | 10 | | | |
| 74/76 | M450/500 | 10 | 10 | 10 | | | |
| 73/76 | F100/250 -- 4/W/D | 1 | | | | D6TZ 6345-A Stud-1/2"-13 x 3/8"-16 x 4 11/16" | |
| 6359 SPACER (CRANKSHAFT DAMPER) | | | | | | | |
| 73/76 | F100/350 -- exc. hang-on A/C | 1 | 1 | 1 | | B8AZ 6359-A Cast iron-1 3/8" I.D. x 2 3/64" O.D. x 1 7/8" O.D. x 3 5/16" long | |
| 73/76 | M450/500 | 1 | 1 | 1 | | | |

8 CYL. 5.9L (360 C.I.D.),
6.4L (390 C.I.D.)

1973/79
TRUCK SERIES 100/500

SECTION 60.6 9

| YEAR | MODEL/RESTRICTIONS | QUANTITY | | | PART NUMBER | DESCRIPTION |
|-------|-------------------------|----------|------------|------------|---------------|--|
| | | 360 | 390 2/B | 390 4/B | | |
| | | | | | 6359 | SPACER (CRANKSHAFT DAMPER) — Cont'd |
| 73 | F100/250 -- hang-on A/C | 1 | 1 | | ★ D2TZ 6359-A | Not replaced |
| 74/76 | F100/250 -- hang-on A/C | 1 | | 1 | D4TZ 6359-A | |
| 73/76 | F100/350 | 1 | 1 | 1 | C3AZ 6366-A | COVER ASSY. (FLYWHEEL HOUSING) |
| 73 | A/T | 1 | 1 | | B9AZ 6A366-B | PLATE (FLYWHEEL REINFORCING) |
| | | | | | 6375 | FLYWHEEL ASSY. |
| 73/76 | M/T | 1 | | | C5AZ 6375-K | # C5AE 6380-J 184 tooth ring gear |
| 73/76 | M/T | | 1 | 1 | C5AZ 6375-L | # C5AE 6380-K or D2TE 6380-DA-184 tooth ring gear |
| 73/76 | A/T | 1 | 1 | 1 | C5AZ 6375-D | |
| 73/75 | "Before Ser. W40,001" | 1 | 1 | 1 | B8A 6378-A | WASHER (CRANKSHAFT PULLEY RETAINING) |
| 75/76 | "From Ser. W40,001" | 1 | 1 | 1 | C30Z 6378-A | |
| 74/76 | F100/250 -- hang-on A/C | 1 | | 1 | D4TZ 6378-A | SPACER (DRIVE PULLEY) |
| | | | | | 6379 | BOLT (FLYWHEEL TO CRANKSHAFT) |
| 73/76 | M/T | 6 | 6 | 6 | B8AZ 6379-A | 7/16"-20 x 15/16" |
| 73 | A/T | 6 | 6 | | C3AZ 6379-B | 7/16"-20 x 13/16"--used with 6A366 plate |
| 73/76 | A/T | 6 | 6 | 6 | D2AZ 6379-B | 7/16"-20 x 23/32"--used without 6A366 plate |
| 73/76 | M/T | 1 | 1 | 1 | C5AZ 6384-A | GEAR (FLYWHEEL RING)-184 tooth |
| 73/76 | | 2 | 2 | 2 | EAD 6397-A | DOWEL (CYLINDER BLOCK)-to flywheel housing-1/2" x 1" |
| 73/76 | | 1 | 1 | 1 | C3AZ 6411-C | SEAL (FLYWHEEL HOUSING COVER PLATE) |
| 73/76 | | 1 | 1 | 1 | C3AZ 6411-B | SEAL (REAR COVER PLATE)-14 7/16" long x 13/32" wide |
| 73/76 | F100/350 | 1 | 1 | 1 | C3AZ 6435-B | GASKET (FLYWHEEL HOUSING) |
| 73/76 | | 16 | 16 | 16 | C8AZ 6500-A | TAPPET ASSY. (VALVE)-hydraulic |
| | | | | | 6505 | VALVE (EXHAUST) |
| 73/74 | "Before Ser. T40,001" | 8 | 8 | 8 | COAZ 6505-N | Std. stem dia.-.3709" |
| | | AR | AR | AR | D4TZ 6505-C | .015" O/S stem dia. |
| | | AR | AR | AR | C7TZ 6505-E | .030" O/S stem dia. |
| 74/76 | "From Ser. T40,001" | 8 | 8 | 8 | D4TZ 6505-A | Std. stem dia.-.3709" |
| | | AR | AR | AR | D4TZ 6505-B | .003" O/S stem dia. |
| | | AR | AR | AR | D4TZ 6505-C | .015" O/S stem dia. |
| | | AR | AR | AR | D4TZ 6505-D | .030" O/S stem dia. |
| | | | | | 6507 | VALVE (INTAKE) |
| 73/76 | "From Ser. T40,001" | 8 | 8 | 8 | D4TZ 6507-A | Std. stem dia.-.3715" |
| | | AR | AR | AR | D4TZ 6507-C | .015" O/S stem dia. |
| | | AR | AR | AR | D4TZ 6507-D | .030" O/S stem dia. |
| | | | | | 6510 | BUSHING (VALVE GUIDE) |
| 73/76 | | AR | AR | AR | D6AZ 6510-A | Intake |
| | | AR | AR | AR | D6AZ 6510-B | Exhaust |
| | | | | | 6513 | SPRING (VALVE) |
| 73/76 | F150/350,M450/500 | 16 | 16 | 16 | C6AZ 6513-D | Intake and exhaust |
| 73/76 | F100 | 8 | 8 | | | Intake |
| 73/76 | F100 | 8 | 8 | | C4TZ 6513-A | Exhaust |
| | | | | | 6514 | RETAINER (VALVE SPRING) |
| 73/76 | F250/350,M450/500 | 16 | 16 | 16 | C6AZ 6514-A | Intake and exhaust |
| 73/76 | F100 | 8 | 8 | | | Intake |
| 73/76 | F100 | 8 | 8 | | D2TZ 6514-A | Exhaust |

**1973/79
TRUCK SERIES 100/500**

8 CYL. 5.9L (360 C.I.D.),
6.4L (390 C.I.D.)

| YEAR | MODEL/RESTRICTIONS | QUANTITY | | | | PART NUMBER | DESCRIPTION |
|-------|---------------------------------|----------|------------|------------|--|--------------------|---|
| | | 360 | 390 2/B | 390 4/B | | | |
| 73/76 | | AR | AR | AR | | B3Q 6515-A 6517 | SPACER (VALVE SPRING)-.030" thick 1" I.D. SLEEVE (VALVE SPRING RETAINER) |
| 73/76 | F250/350,M450/500 | 16 | 16 | 16 | | B8A 6517-B | Intake and exhaust |
| 73/76 | F100 | 8 | 8 | | | | Intake |
| 73/76 | | 32 | 32 | 32 | | B8A 6518-A | KEY (VALVE SPRING RETAINER)-intake and exhaust |
| 73/76 | | 2 | 2 | 2 | | C7AZ 6524-B | BAFFLE (VALVE SPRING OIL) |
| 73/76 | | 2 | 2 | 2 | | 381709-S | (UU-52-G)-screw (baffle to intake manifold)-hex. head self tapping-1/4"-20 x 3/8" |
| | | | | | | 6A527 | BOLT (VALVE ROCKER ARM SHAFT SUPPORT) |
| 73/76 | | 2 | 2 | 2 | | C1AZ 6A527-A | 3/8"-16 x 3 19/64" |
| 73/76 | | 6 | 6 | 6 | | C1DZ 6A527-C | 3/8"-16 x 3 19/64" |
| 73/76 | | 8 | 8 | 8 | | 372702-S | (XX-144)-washer-flat-3/8" |
| 73/76 | | 8 | 8 | 8 | | C2AZ 6531-B | SUPPORT (VALVE ROCKER ARM SHAFT) |
| 73/76 | | 2 | 2 | 2 | | B8AZ 6563-D | SHAFT (VALVE ROCKER ARM)-incl. (2) EAA 6572-A plugs |
| 73/76 | | 16 | 16 | 16 | | B8AZ 6564-C | ARM (VALVE ROCKER) |
| | | | | | | 6565 | ROD (VALVE PUSH) |
| 73/76 | | 16 | 16 | 16 | | C8AZ 6565-A | Std.-9.59" length |
| | | AR | AR | AR | | C4TZ 6565-B | .030" O/S |
| | | | | | | 6571 | SEAL (VALVE STEM) |
| 73/76 | | 16 | 16 | 16 | | C4TZ 6571-J | Intake and exhaust-cup type |
| 73/76 | | 4 | 4 | 4 | | EAA 6572-A | PLUG (VALVE ROCKER ARM SHAFT) |
| | | | | | | 6582 | COVER ASSY. (VALVE ROCKER ARM) |
| 73/76 | "Before Ser. B00,001" | 2 | 2 | 2 | | C7AZ 6582-A | Steel |
| 76 | "From Ser. B00,001" | | 2 | 2 | | | |
| 76 | F150/350 -- "From Ser. B00,001" | 2 | | | | | |
| 76 | F100 -- "From Ser. B00,001" | 1 | | | | | L.H. |
| 76 | F100 -- "From Ser. B00,001" | 1 | | | | D4TZ 6582-A | R.H. |
| 73 | F100 | 11 | 11 | | | 42789-S8 | (U-10)-screw & lockwasher (cover to head)-hex. head-5/16"-18 x 3/4" |
| 73 | F250/350 | 12 | 12 | | | | |
| 74/76 | F100/350 | 13 | 13 | 13 | | | |
| 73/76 | M450/500 | 13 | 13 | 13 | | | |
| 73 | F100 | 1 | 1 | | | 384817-S | (WW-127-Z)-stud (R.H. cover to head)-5/16"-18-1/4"-20 x 1 1/4" |
| 73/76 | | 2 | 2 | 2 | | D0AZ 6584-C | GASKET (VALVE ROCKER ARM COVER) |
| 73/76 | | 6 | 6 | 6 | | B8A 6587-B | SPRING (VALVE ROCKER ARM to SHAFT LOCATING) |
| 73/76 | | 4 | 4 | 4 | | B8A 6590-A | WASHER (VALVE ROCKER ARM SHAFT) |
| 73/76 | | 4 | 4 | 4 | | B8A 6598-A | WASHER (VALVE ROCKER ARM SHAFT SPRING) |
| 73/76 | | 1 | 1 | 1 | | C8AZ 6600-A | PUMP ASSY. (OIL)-rotor type-incl. (1) B8AZ 6626-A gasket |
| 73/76 | | 2 | 2 | 2 | | 354135-S7-8 | (BB-155-A)-bolt (pump to block)-hex. head-3/8"-16 x 1 1/8" |
| | | 2 | 2 | 2 | | 34807-S | (X-66)-lockwasher-3/8" |
| 73/76 | | 1 | 1 | 1 | | B8A 6608-A | ROTOR and SHAFT ASSY. (OIL PUMP DRIVE) |
| | | | | | | 6616 | PLATE (OIL PUMP BODY) |
| 73/76 | | 4 | 4 | 4 | | 42911-S | (B-41-A)-bolt (plate to pump)-hex. slotted head-1/4"-20 x 5/8" |
| 73/76 | | 1 | 1 | 1 | | B8AZ 6A618-A | SHAFT ASSY. (OIL PUMP INTERMEDIATE)-1/4" shaft dia. |
| | | | | | | 6622 | SCREEN TUBE and COVER ASSY. (OIL PUMP) |
| 73/76 | F100/350 -- 2/W/D | 1 | 1 | 1 | | C2AZ 6622-B | |
| 73/76 | M450/500 | 1 | 1 | 1 | | | |

8 CYL. 5.9L (360 C.I.D.),
6.4L (390 C.I.D.)

1973/79
TRUCK SERIES 100/500

SECTION 60.6 11

| YEAR | MODEL/RESTRICTIONS | QUANTITY | | | PART NUMBER | DESCRIPTION |
|-------|---|------------|------------|------------|------------------|--|
| | | 360 2/B | 390 4/B | 390 4/B | | |
| | | | | | 6622 | SCREEN TUBE and COVER ASSY. (OIL PUMP) — Cont'd |
| 73/76 | F100/250 -- 4/W/D | 1 | | | C6TZ 6622-A | |
| 73/76 | | 1 | 1 | 1 | B8TZ 6626-A | GASKET (OIL PUMP INLET TUBE) |
| 73/76 | | 1 | 1 | 1 | B8A 6629-A | RING (OIL PUMP INTERMEDIATE SHAFT) RETAINER)—1/2" O.D.—6 prongs |
| 73/76 | | 1 | 1 | 1 | B9AZ 6A630-C | BAFFLE (PUSH ROD CRANKCASE VENT)—upper approx. 19 7/8" long—10 27/64" high |
| 73/76 | | 1 | 1 | 1 | C5AZ 6A630-A | BAFFLE (INTAKE MANIFOLD OIL) |
| 73/76 | | 1 | 1 | 1 | COAZ 6A636-B | GASKET (OIL FILTER ADAPTER TO CYLINDER BLOCK) paper |
| 75 | | 1 | | 1 | D3TZ 6A636-A | Rubber and steel |
| 73/74 | | 1 | 1 | 1 | B8AZ 6659-A | GASKET (OIL PUMP TO BLOCK) |
| | | | | | 6A664 | HOSE (CRANKCASE VENTILATION)—Also refer to Groups 6853 and 6N664 |
| 73/76 | | AR | AR | AR | C9PZ 6A664-A | *KCV-1—cut to fit—15/32" I.D. —25 ft. long |
| 73/76 | | AR | AR | AR | C9PZ 6A664-B | *KCV-2—cut to fit—5/8" I.D. —25 ft. long |
| 73/76 | | AR | AR | AR | D3PZ 6A664-A | *KCV-3—cut to fit—3/8" I.D. x 25" long |
| 73/74 | | 1 | 1 | | ★ D3TZ 6A664-B | 1 1/32" I.D. (vent tube to P.C.V. valve) — Improvise from bulk hose (6A664) |
| 75/76 | F150/350 -- exc. Calif. | 1 | | 1 | | |
| 75 | F100 | 1 | 1 | | D5UZ 6A664-A | |
| 75 | F150/350 -- Calif.— "Before Ser. W00,001" | 1 | | | | |
| 75 | F150/350, M450/500 | | | 1 | ★ D3TE 6A664-CA | Improvise from bulk hose (4090) |
| 75/76 | F150/350 -- Calif.— "From Ser. W00,001" | 1 | | 1 | D5TZ 6A664-A | Approx. 7" long |
| 75/76 | M450/500 | 1 | | 1 | | |
| 76 | F100 | 1 | 1 | | | |
| 73/75 | | 1 | 1 | | ★ 6N664 | TUBE (CRANKCASE VENT)—carb. to crankcase vent tube—cut to fit from bulk hose (4090) |
| 74/76 | M450/500 | 1 | 1 | 1 | C7TZ 6A665-A | ADAPTER ASSY. (CRANKCASE VENTILATION) |
| 73/76 | | 1 | 1 | 1 | C6AZ 6666-A | PLUG (OIL PUMP RELIEF VALVE)—in oil pump body—9/16" O.D.—3/8" height—1/8" orifice |
| | | | | | 6A666 | VALVE (POSITIVE CRANKCASE VENTILATION)— (P.C.V.) |
| 73/74 | Without T/E | 1 | 1 | 1 | ★ D8AZ 6A666-A | *EV-68-B |
| 75 | F150/350 | 1 | | 1 | r/b D90Z 6A666-A | |
| 76 | F150/350 -- exc. Calif.— "Before Ser. B00,001" | 1 | | 1 | (8/79) | |
| 73/76 | M450/500 -- "Before Ser. B00,001" | | 1 | 1 | | |
| 74 | T/E | 1 | | | ★ D4AZ 6A666-A | *EV-77 |
| 75/76 | F100 | 1 | 1 | | r/b D8TZ 6A666-A | |
| 76 | F150/350 -- Calif.— "Before Ser. B00,001" | 1 | | 1 | (1/79) | |
| 73/76 | M450/500 | 1 | | | | |
| 76 | M450/500 -- "From Ser. B00,001" | | | 1 | | |
| 76 | F150/350 -- "From Ser. B00,001" | 1 | | 1 | | |
| 76 | E-F100(From 30,000 miles) | | 1 | | D8TZ 6A666-A | *EV-77B—Incl. elbow—Hi flow type |
| 73/76 | | 1 | 1 | 1 | C6AZ 6670-A | SPRING (OIL PUMP RELIEF VALVE) |
| 73/76 | | 1 | 1 | 1 | C6AZ 6674-A | PLUNGER (OIL PUMP RELIEF VALVE) |
| | | | | | 6675 | PAN ASSY. (OIL) |
| 73/76 | F100/350 -- 2/W/D | 1 | 1 | 1 | D6TZ 6675-A | |
| 73/76 | M450/500 | 1 | 1 | 1 | | |
| 73/76 | F100/250 -- 4/W/D | 1 | | | C7TZ 6675-E | Incl. (1) C7TZ 6750-B dip stick and (1) C7TZ 6754-A tube used for 1967 appl. only |

1973/79
TRUCK SERIES 100/500

8 CYL. 5.9L (360 C.I.D.),
6.4L (390 C.I.D.)

| YEAR | MODEL/RESTRICTIONS | QUANTITY | | | | PART NUMBER | DESCRIPTION |
|--|---|------------|------------|------------|--|-------------|---|
| | | 360 2/B | 390 4/B | 390 4/B | | | |
| 6675 PAN ASSY. (OIL) — Cont'd | | | | | | | |
| 73/76 | | 20 | 20 | 20 | | 20326-S7-8 | (B-49)-bolt (oil pan to block)-hex. head- 5/16"-18 x 5/8" |
| | | 20 | 20 | 20 | | 34806-S7 | (X-64)-lockwasher-5/16" |
| 73/76 | | 1 | 1 | 1 | | C3AZ 6700-A | SEAL (CYLINDER FRONT COVER OIL) |
| 73/76 | | 2 | 2 | 2 | | C90Z 6701-A | PACKING (CRANKSHAFT REAR)-rope type- 6 51/64" long-cut to fit |
| 73/76 | | 2 | 2 | 2 | | B8AZ 6701-A | Split lip type - 3 13/32 dia. |
| 73/76 | | 1 | 1 | 1 | | D0AZ 6710-A | GASKET (OIL PAN) |
| 6730 PLUG (OIL PAN DRAIN) | | | | | | | |
| 73/ | | 1 | 1 | 1 | | D6TZ 6730-A | Incl. C20Z 6734-A gasket |
| 6731 ELEMENT ASSY. (OIL FILTER) | | | | | | | |
| 73/76 | | 1 | 1 | 1 | | C1AZ 6731-A | *FL-1-"spin-on" one piece filter-has 3/4"-16 female threads |
| 73/76 | | 1 | 1 | 1 | | C20Z 6734-A | GASKET (OIL PAN DRAIN PLUG)-nylon- 1/2" I.D. x 13/16" O.D. x 5/64" thick |
| 6750 INDICATOR (OIL LEVEL) | | | | | | | |
| 73/75 | F100/250 -- 4/W/D- "Before Ser. W00,001" | 1 | | | | C6TZ 6750-C | 19 3/32" shield to full 19 9/16" shield to add 22 5/16" shield to end |
| 73/75 | F100/350 -- 2/W/D- "Before Ser. W00,001" | 1 | 1 | 1 | | C7TZ 6750-B | 17 11/16" shield to full 18 31/64" shield to add 19 19/32" shield to end |
| 75/76 | F100/250 -- 4/W/D- "From Ser. W00,001" | 1 | | | | D5TZ 6750-A | # D5TE 6750-CA |
| 75/76 | F100/350 -- 2/W/D- "From Ser W00,001" | 1 | 1 | 1 | | D5TZ 6750-B | # D5TE 6750-DA |
| 73/76 | M450/500 -- exc. low profile radiator | 1 | 1 | | | D3TZ 6750-B | 50 3/16" top of shield to full 50 11/16" top of shield to add 1 50 15/16" top of shield to add 2 52 1/16" top of shield to end |
| 74/76 | M450/500 -- low profile radiator | 1 | 1 | | | D4TZ 6750-C | 48 3/8" shield to full 48 57/74" shield to add 1 49 5/32" shield to add 2 50 17/32" shield to end |
| 6754 TUBE ASSY. (OIL LEVEL INDICATOR) | | | | | | | |
| 73/74 | F100/250 -- 4/W/D- "Before Ser. W00,001" | 1 | | | | C7TZ 6754-A | |
| 73/74 | F100/350 -- 2/W/D | 1 | 1 | 1 | | D1TZ 6754-C | |
| 75/76 | F100/350 -- 2/W/D | 1 | 1 | 1 | | D5TZ 6754-E | |
| 75/76 | F100/250 -- 4/W/D- "From Ser. W00,001" | 1 | | | | D5TZ 6754-D | |
| 73/76 | M450/500 -- exc. low profile radiator | 1 | 1 | | | D3TZ 6754-A | |
| 74/76 | M450/500 -- low profile radiator | 1 | 1 | | | D4TZ 6754-B | |
| 73/74 | F100/350 | 1 | 1 | 1 | | D3TZ 6758-B | TUBE (CRANKCASE VENT) |
| 73 | M450/500 | 1 | 1 | 1 | | | |
| 74/76 | M450/500 | 1 | 1 | 1 | | D3TZ 6758-A | |

| YEAR | MODEL/RESTRICTIONS | QUANTITY | | | PART NUMBER | DESCRIPTION |
|-------|---------------------------------------|------------|------------|------------|-----------------|--|
| | | 360 2/B | 390 4/B | 390 4/B | | |
| | | | | | 6759 | TUBE (CRANKCASE VENT) - Improve from bulk tubina (2269) |
| | | | | | 6A759 | CLAMP (OIL FILLER PIPE) - Improve from steel |
| 74/76 | M450/500 -- low profile radiator | 1 | 1 | | D4TZ 6763-A | PIPE ASSY. (OIL FILLER) |
| | | | | | 6766 | CAP ASSY. (OIL FILLER and BREATHER) |
| 73 | | 1 | 1 | 1 | D60Z 6766-A | *EC-672- # Black-optional w/chrome cap |
| 75/76 | F100/350 -- exc. Calif. | 1 | 1 | 1 | | |
| 73/75 | M450/500 "Before Ser. W00,001" | 1 | 1 | | | |
| 74 | F250/350, F100 exc. Calif. | 1 | | 1 | | |
| 75/76 | F150/350 -- Calif. | | | 1 | | |
| | | 1 | 1 | 1 | D1ZZ 6766-A | *EC-508- # chrome-optional w/black cap |
| 74 | F100 -- Calif. | 1 | | | C8AZ 6766-A | *EC-1 |
| 75 | F100/250 -- Calif. | 1 | 1 | | | |
| 75 | M450/500 "From Ser. W00,001" | 1 | | | | |
| 73/76 | | 1 | 1 | 1 | C8AZ 6767-A | ELBOW (CRANKCASE VENT HOSE)-oil filler cap to 6853 hose-90°-also refer to group 9600 |
| 73/76 | M450/500 | 1 | 1 | | D3TZ 6784-A | PIPE (OIL FILLER) - 1 3/8" O.D. x 4 3/4" long - also refer to group 6763 |
| 73/76 | M450/500 -- exc. low profile radiator | 1 | 1 | 1 | D3TZ 6786-A | BRACKET ASSY. (OIL LEVER INDICATOR TUBE) |
| 74/76 | M450/500 -- low profile radiator | 1 | 1 | | ★ D4HS 6786-AA | Improvise from steel-6 7/16" long |
| 73/76 | M450/500 | 1 | 1 | | D3TZ 6786-B | BRACKET ASSY. (OIL FILLER TUBE) |
| 74/76 | M450/500 | 1 | 1 | | ★ D4TE 6A787-AA | HOSE (OIL FILLER PIPE)-Improvise |
| 73/76 | M450/500 | 1 | 1 | | D3TZ 6793-A | HOSE (OIL FILLER PIPE) |
| | | | | | 6853 | HOSE (CRANKCASE VENT)-(closed system)-oil filler cap to air cleaner-cut from C9PZ 6A664-B- Also refer to group 6A664 |
| 74 | M450/500 | 1 | 1 | | 384411-S | (II-187-CF)-elbow (6853 hose to air cleaner)-90°-nylon |
| | | | | | 6A867 | BRACKET (OIL FILLER SUPPORT) - Improve from steel |
| 75/76 | M450/500 -- low profile radiator | 1 | 1 | | C5AZ 6A868-B | ADAPTER (OIL FILTER) |
| | | | | | 6881 | ADAPTER ASSY. (OIL FILTER) |
| 73 | F250 -- 4/W/D | 1 | | | C0AZ 6881-A | Holds filter in vertical position |
| 74 | F100/250 -- 4/W/D | 1 | | | | |
| 75/76 | F250 -- 4/W/D | 1 | | | | |
| 75/76 | M450/500 | 1 | | 1 | | |
| 73/76 | F100/350 -- 2/W/D | 1 | 1 | 1 | C5TZ 6881-B | Holds filter in horizontal position |
| 73 | F100 -- 4/W/D | 1 | | | | |
| 73/74 | M450/500 | 1 | 1 | | | |
| 75 | F100 -- 4/W/D | 1 | | | | |
| 76 | F100/150 -- 4/W/D | 1 | | | D6TZ 6881-A | |
| 73/76 | | 4 | 4 | 4 | 352464-S8 | (BB-139)-bolt (oil filter adapter to block)-hex. head-5/16"-18 x 1 1/8" |
| 73 | | 1 | 1 | | B8A 6890-A | INSERT (OIL FILTER MOUNTING BOLT)-3/4"-16 external threads-1/2" O.D. x 1 5/16" long-used w/oil filter adapter |

1973/79
TRUCK SERIES 100/500

8 CYL. 5.9L (360 C.I.D.),
6.4L (390 C.I.D.)

| YEAR | MODEL/RESTRICTIONS | QUANTITY | | | | PART NUMBER | DESCRIPTION |
|-------|--|----------|------------|------------|----------------|--|-------------|
| | | 360 | 390 2/B | 390 4/B | | | |
| | | | | | 6A892 | RETAINER (CRANKCASE VENT)-grommet | |
| 73/76 | | 1 | 1 | 1 | C8AZ 6A892-A | (Elbow to cap) | |
| 73/74 | | 1 | 1 | 1 | DOAZ 6A892-A | P.C.V. valve to cover | |
| 75/76 | F100 | 1 | 1 | | | | |
| 75 | F150/350- "Before Ser. W00,001" | 1 | | | | | |
| 75/76 | F150/350 | | | 1 | | | |
| 75/76 | F150/350 -- exc. Calif. - "From Ser. W00,001" | 1 | | | | | |
| 75/76 | F150/350 -- Calif.- "From Ser. W00,001" | 1 | | | ★ DOAZ 6A892-B | P.C.V. valve to cover-r/b DOAZ 6A892-A(4/79) | |

| YEAR | MODEL/RESTRICTIONS | QUANTITY | | | | PART NUMBER | DESCRIPTION |
|------|--------------------|----------|--|--|--|-------------|-------------|
| | | 460 | | | | | |

▲6007 ENGINE ASSEMBLY

▲ Current production engine assemblies may be ordered from the local parts distribution center by furnishing the engine code from the vehicle certification label or the identification tag number that is attached to the exterior of the engine assembly.

| | | | | | | | |
|-------|--|---|--|--|--|---------------|---|
| 73/75 | | 1 | | | | ★ C9VY 6008-A | GASKET SET (COMPLETE OVERHAUL)-Also see 6E078 and 6079-r/b D5PZ 6E078-D & C9SZ 6079-A (12/77) |
|-------|--|---|--|--|--|---------------|---|

Consists of

| | | | | | |
|----------------|--------|----------------|--------|----------------|--------|
| 1-C8SZ 6020-A | Gasket | 1-C3AZ 6700-A | Seal | 1-C8SZ 8255-A | Gasket |
| 2-C9VZ 6051-A | Gasket | 2-C9OZ 6701-A | Seal | 2-C8VZ 8507-A | Gasket |
| 1-D1AZ 6411-A | Seal | 1-C9VE 6710-B | Gasket | 1-C8SZ 8513-A | Gasket |
| 16-C8SZ 6571-A | Seal | 1-C9VE 6711-A | Gasket | 1-C3AZ 9417-C | Gasket |
| 2-D0SZ 6584-A | Gasket | 2-D2VE 6722-AA | Seal | 2-C9SZ 9A425-A | Seal |
| 1-C8SZ 6659-A | Gasket | 1-C2OZ 6734-A | Gasket | 2-C8SZ 9441-A | Gasket |

| | | | | | | | |
|-----|--|---|--|--|--|--------------|---|
| 73/ | | 4 | | | | B9AE 6A008-A | DOWEL (CYLINDER HEAD TO CYLINDER BLOCK) |
|-----|--|---|--|--|--|--------------|---|

| | | | | | | | |
|-----|--|---|--|--|--|--------------|-----------------------------|
| 74/ | | 1 | | | | D6AZ 6D008-A | HEATER KIT (CYLINDER BLOCK) |
|-----|--|---|--|--|--|--------------|-----------------------------|

Consists of

| | | | |
|-----------------|--------------|-----------------|------|
| 1-D6AJ 6B018-AA | Wire Assy. | 1-D4AB 6A056-AA | cap |
| 1-D6AZ 6A051-A | Heater Assy. | 4-D6AJ 14197-AA | clip |

| | | | | | | | |
|--|--|--|--|--|--|------|---|
| | | | | | | 6009 | CYLINDER ASSY.-Incl. cyl. block with all internal parts of the eng. but does not incl. cyl. heads, tappets, oil pan or cyl. front cover (unless indicated). |
|--|--|--|--|--|--|------|---|

| | | | | | | | |
|-------|--------------------------------|---|--|--|--|---------------|-----------------------|
| 75/79 | E250/350 "Before Ser. EE0,001" | 1 | | | | ★ D5UZ 6009-C | R/b D8AZ 6009-A(5/79) |
|-------|--------------------------------|---|--|--|--|---------------|-----------------------|

| | | | | | | | |
|-------|--------------------------------|---|--|--|--|-------------|--|
| 73/79 | F100/350 "Before Ser. EE0,001" | 1 | | | | D5TZ 6009-D | |
|-------|--------------------------------|---|--|--|--|-------------|--|

| | | | | | | | |
|----|------------------------------|---|--|--|--|-------------|--|
| 79 | F150/350 "From Ser. EE0,001" | 1 | | | | D9TZ 6009-F | |
|----|------------------------------|---|--|--|--|-------------|--|

| | | | | | | | |
|----|------------------------------|---|--|--|--|-------------|--|
| 79 | E250/350 "From Ser. EE0,001" | 1 | | | | D9UZ 6009-C | |
|----|------------------------------|---|--|--|--|-------------|--|

| | | | | | | | |
|-------|-------------------|---|--|--|--|---------------|--|
| 73/75 | F100/350,M450/500 | 1 | | | | ★ D1VZ 6010-A | BLOCK ASSY. (CYLINDER)-r/b D5TZ 6010-B(7/79) |
|-------|-------------------|---|--|--|--|---------------|--|

| | | | | | | | |
|-------|--------------------------------|---|--|--|--|-------------|--|
| 75/79 | E250/350 "Before Ser. EE0,001" | 1 | | | | D5TZ 6010-B | |
|-------|--------------------------------|---|--|--|--|-------------|--|

| | | | | | | | |
|-------|---|---|--|--|--|--|--|
| 76/79 | F150/350,M450/500 "Before Ser. EE0,001" | 1 | | | | | |
|-------|---|---|--|--|--|--|--|

| | | | | | | | |
|----|---------------------|---|--|--|--|-------------|--|
| 79 | "From Ser. EE0,001" | 1 | | | | D9TZ 6010-D | |
|----|---------------------|---|--|--|--|-------------|--|

| | | | | | | | |
|-----|----------|----|--|--|--|--------------|--------------------------------|
| 74/ | F100/350 | AR | | | | D7TZ 6B018-A | WIRE ASSY. (BLOCK HEATER) R.H. |
|-----|----------|----|--|--|--|--------------|--------------------------------|

| | | | | | | | |
|-----|----------|---|--|--|--|--|--|
| 75/ | E250/350 | 1 | | | | | |
|-----|----------|---|--|--|--|--|--|

| | | | | | | | |
|-----|--|---|--|--|--|--------------|------|
| 75/ | | 1 | | | | D4AZ 6B018-A | L.H. |
|-----|--|---|--|--|--|--------------|------|

| | | | | | | | |
|-----|-------------------|---|--|--|--|-------------|------------------------------|
| 73/ | E250/350,F100/350 | 1 | | | | D2VZ 6019-A | COVER ASSY. (CYLINDER FRONT) |
|-----|-------------------|---|--|--|--|-------------|------------------------------|

| | | | | | | | |
|-------|----------|---|--|--|--|-------------|--|
| 74/76 | M450/500 | 1 | | | | D4TZ 6019-A | |
|-------|----------|---|--|--|--|-------------|--|

| | | | | | | | |
|-----|----------|---|--|--|--|----------|--|
| 73/ | F100/350 | 1 | | | | 376256-S | (BB-545-A)-bolt (front cover to block)-5/16"-18 x 7/8" |
|-----|----------|---|--|--|--|----------|--|

| | | | | | | | |
|-----|----------|---|--|--|--|--|--|
| 73/ | E250/350 | 1 | | | | | |
|-----|----------|---|--|--|--|--|--|

| | | | | | | | |
|-----|----------|---|--|--|--|----------|---|
| 73/ | F100/350 | 1 | | | | 382129-S | (BB-545-BA)-bolt (front cover to block)-5/16"-18 x 2 3/8" |
|-----|----------|---|--|--|--|----------|---|

| | | | | | | | |
|-------|-------------------|---|--|--|--|--|--|
| 74/75 | E250/350,M450/500 | 2 | | | | | |
|-------|-------------------|---|--|--|--|--|--|

| | | | | | | | |
|----|-------------------|---|--|--|--|--|--|
| 76 | E250/350,M450/500 | 1 | | | | | |
|----|-------------------|---|--|--|--|--|--|

| | | | | | | | |
|----|----------|---|--|--|--|----------|--|
| 74 | M450/500 | 2 | | | | 383963-S | (BB-545-BE)-bolt-hex. head-5/16"-18 x 2 7/8" |
|----|----------|---|--|--|--|----------|--|

| | | | | | | | |
|-----|--|---|--|--|--|---------|---|
| 73/ | | 2 | | | | 56126-S | (B-319-M)-bolt (front cover to block)-5/16"-18 x 2" |
|-----|--|---|--|--|--|---------|---|

| | | | | | | | |
|-----|--|---|--|--|--|-----------|---|
| 73/ | | 5 | | | | 382133-S2 | (BB-429-J)-bolt (pump to front cover)-5/16"-18 x 1 11/16" |
|-----|--|---|--|--|--|-----------|---|

| | | | | | | | |
|-----|--|---|--|--|--|-----------|---|
| 73/ | | 6 | | | | 382134-S2 | (BB-429-M)-bolt (cover and pump to block)-5/16"-18 x 4" |
|-----|--|---|--|--|--|-----------|---|

| | | | | | | | |
|-----|-------------------|---|--|--|--|-------------|-------------------------------|
| 73/ | E250/350,F100/350 | 1 | | | | C8SZ 6020-A | GASKET (CYLINDER FRONT COVER) |
|-----|-------------------|---|--|--|--|-------------|-------------------------------|

| | | | | | | | |
|-------|----------|---|--|--|--|-------------|--|
| 74/76 | M450/500 | 1 | | | | D4TZ 6020-A | |
|-------|----------|---|--|--|--|-------------|--|

6023 POINTER (TIMING)

| | | | | | | | |
|-------|----------|---|--|--|--|-------------|--|
| 73/74 | F250/350 | 1 | | | | D00Z 6023-A | |
|-------|----------|---|--|--|--|-------------|--|

| | | | | | | | |
|-------|----------------------------------|---|--|--|--|--|--|
| 75/78 | E250/350,F150/350 -- exc. Calif. | 1 | | | | | |
|-------|----------------------------------|---|--|--|--|--|--|

| | | | | | | | |
|----|----------|---|--|--|--|--|--|
| 79 | E250/350 | 1 | | | | | |
|----|----------|---|--|--|--|--|--|

| | | | | | | | |
|----|------|---|--|--|--|--|--|
| 79 | F350 | 1 | | | | | |
|----|------|---|--|--|--|--|--|

| | | | | | | | |
|----|--------------------|---|--|--|--|--|--|
| 79 | F150/250 -- Canada | 1 | | | | | |
|----|--------------------|---|--|--|--|--|--|

1973/79
TRUCK SERIES 100/500

8 CYL. 7.5L (460 CID)

| YEAR | MODEL/RESTRICTIONS | QUANTITY | | | | PART NUMBER | DESCRIPTION |
|--------|---|----------|--|--|--|---------------------------|--|
| | | 460 | | | | | |
| 6023 | | | | | | POINTER (TIMING) — Cont'd | |
| 74 | F100 | 1 | | | | D4VZ 6023-A | |
| 75/78 | E250/350,F150/350 -- Calif. | 1 | | | | | |
| 79 | F150/250 -- exc. Canada | 1 | | | | | |
| 74/76 | M450/500 | 1 | | | | D4TZ 6023-A | |
| 73/ | | 1 | | | | 373913-S | (UU-40)-screw (pointer to front cover)- hex. hd.-No. 10-24 x 5/16" |
| 74/76 | M450/500 | 1 | | | | ★ 383112-S2 | Screw (pointer to front cover)-No. 10-24 |
| 6A023 | | | | | | SUPPORT (REAR) | |
| 73/77 | F100/250(exc. crew cab & super cab) | 1 | | | | ★ D3TZ 6A023-A | r/b D8TZ 6A023-C (12/77) |
| 78/ | F150/250(exc. crew cab & Super cab) | 1 | | | | D8TZ 6A023-D | |
| 74/78 | F150/250 (crew cab & super cab)- "Before Ser. CC0,001" | 1 | | | | D8TZ 6A023-B | |
| 73/78 | F350- "Before Ser. CC0,001" | 1 | | | | | |
| 74/76 | M450/500 | 1 | | | | | |
| 78 | F150/250 (Reg. cab) -- A/T | 1 | | | | D8TZ 6A023-C | |
| 79 | F150/250 (Super cab) -- A/T- "From Ser. CC0,001" | 1 | | | | D9TZ 6A023-A | |
| 79 | F250 (Crew Cab)- "From Ser. CC0,001" | 1 | | | | | |
| 79 | F350 -- 2/W/D- "From Ser. CC0,001" | 1 | | | | | |
| 73/ | | 2 | | | | ★ 304764-S2 | bolt (support to frame)-hex. head-1/2"-13 x 1 1/2" |
| | | 2 | | | | ★ 380604-S2 | lockwasher-1/2" |
| | | 2 | | | | 34979-S4 | (M-89-FA)-nut-1/2"-13 |
| 73/ | F350 | 2 | | | | ★ 374652-S2 | flatwasher-1/2" |
| 6026 | | | | | | PLUG (ENGINE) | |
| 73/ | | 2 | | | | C8SZ 6026-A | (Oil gallery in block)-5/16"-18 |
| 73/ | | 6 | | | | D7AZ 6026-A | (Core holes in block or hd.)-1 1/2" O.D. |
| | | AR | | | | C8AZ 6026-D | .060" O/S |
| 73/ | | 3 | | | | 87710-S | (P-16)-plug (front oil gallery)-pipe-hex. countersunk-3/8"-18 |
| 73/ | | 4 | | | | 87837-S | (P-15)-plug (drain holes in block and oil gallery)- pipe-hex. countersunk-1/4"-18 |
| 73/ | | 6 | | | | 371485-S | (PP-48-A)-plug (clean out holes in hd.)-hex. countersunk hd.-3/4" |
| 6028-9 | | | | | | BRACKET (FRONT SUPPORT) | |
| 73/ | F100/350 | 1 | | | | D3TZ 6028-A | R.H. |
| | | 1 | | | | D3TZ 6029-A | L.H. |
| 74/76 | M450/500 | 1 | | | | D4TZ 6028-D | Upper |
| | | 1 | | | | D3TZ 6028-B | Lower |
| 75/ | E250/350 | 1 | | | | D7UZ 6028-A | R.H. |
| | | 1 | | | | D7UZ 6029-A | L.H. |
| 73/ | | 8 | | | | ★ 381902-S2 | bolt (bracket to frame)-hex. head-3/8"-16 x 1 1/2" |
| | | 8 | | | | 383406-S100 | (MM-173-MY)-nut-3/8"-16 |
| 6030-1 | | | | | | BRACKET (FRONT SUPPORT) | |
| 73/ | F100/350 | 1 | | | | D3TZ 6030-A | R.H. |
| | | 1 | | | | D3TZ 6031-A | L.H. |
| 75/ | E250/350 | 2 | | | | D5UZ 6030-A | R.H. & L.H. |
| 75/ | E250/350 | 1 | | | | D5JZ 6031-A | BRACKET (FRONT SUPPORT EXTENSION)-L.H. |
| 73/ | F100/350 | 6 | | | | 357450-S | (BB-172)-bolt (bracket to eng.)-hex. head-7/16"-14 x 7/8" |
| | | 6 | | | | 34808-S8 | (X-67)-lockwasher-7/16" |

| YEAR | MODEL/RESTRICTIONS | QUANTITY | | | | PART NUMBER | DESCRIPTION |
|--|------------------------------|----------|--|--|--|---------------|--|
| | | 460 | | | | | |
| 6038-9 INSULATOR (FRONT SUPPORT) | | | | | | | |
| 73/ | F100/350 | 2 | | | | D3TZ 6038-A | R.H. & L.H. |
| 75/ | E250/350 | 2 | | | | D5UZ 6038-E | R.H. & L.H. |
| 74/76 | M450/500 | 1 | | | | TFAA 6038-A | R.H. |
| | | 1 | | | | TFAA 6039-A | L.H. |
| 78 | | 6 | | | | 387811-S2 | (BB-551-BZ)Screw & washer (insulator to eng.) 7/16"-14 x 1" |
| 73/ | F100/350 | 4 | | | | D3TZ 6047-A | BOLT (FRONT SUPPORT INSULATOR) - hex. head-7/16"-14 x 5" |
| 74/76 | M450/500 | 1 | | | | B8Q 6047-A | |
| 73/ | F100/350 | 4 | | | | 382400-S2 | Nut-locking-7/16"-14 |
| | | 4 | | | | 72035-S78 | (N-51) Pin-cotter-1/8" dia.-1" long |
| 6049 HEAD (CYLINDER) | | | | | | | |
| 73/75 | | 2 | | | | ★ D3VZ 6049-A | Without valves-r/b D4VZ 6049-C & DOZZ 6026-A |
| 73 | | 2 | | | | ★ D3VZ 6049-B | Complete with valves-r/b D6AZ 6049-B & DOZZ 6026-A(3-76) |
| 76/ | | 2 | | | | D4VZ 6049-C | Without valves |
| 75/ | | 2 | | | | D6AZ 6049-B | Complete with valves |
| 73/ | Without T/E | 4 | | | | 380393-S | (PP-72-F) Plug-cup (plug thermactor hole in head)-43/64" O.D. |
| 6051 GASKET (CYLINDER HEAD) | | | | | | | |
| 73/ | | 2 | | | | D4TZ 6051-A | |
| 6A051 HEATER ASSY. (BLOCK) | | | | | | | |
| 74/79 | "Before Ser. FE0,001" AR | | | | | D6AZ 6A051-A | 600 watt |
| 79 | "From Ser. FE0,001" AR | | | | | E0AZ 6A051-A | 600 Watt |
| 6054 RETAINER (REAR SUPPORT) | | | | | | | |
| 73/79 | "Before Ser. EJ0,001" AR | 1 | | | | D3TZ 6054-A | |
| 79 | "From Ser. EJ0,001" AR | 1 | | | | D9TZ 6054-A | |
| 75/ | E250/350 | 2 | | | | D5UZ 6A059-A | SPACER (FRONT MOUNT)-Upper |
| | | 2 | | | | D5UZ 6A059-B | Lower |
| 6065 BOLT (CYLINDER HEAD) | | | | | | | |
| 73/ | | 10 | | | | C8SZ 6065-B | 9/16"-12 x 4 3/8" |
| 73/ | | 10 | | | | C8SZ 6065-A | 9/16"-12 x 5 1/8" |
| 6068 INSULATOR (REAR SUPPORT) | | | | | | | |
| 73/75 | F100/350(exc. F250 crew cab) | 1 | | | | ★ D3TZ 6068-A | R/b D3TZ 6068-B & D3TZ 6054-A (12/78) |
| 76 | F150/350 | 1 | | | | | |
| 74/75 | F250 (crew cab) | 1 | | | | D3TZ 6068-B | |
| 75/ | E100/350 | 1 | | | | D5UZ 6068-C | |
| 73/ | | AR | | | | D6AZ 6E072-A | Label (build code & information) -Also refer to Service Bulletin #155 |
| 75/ | | 1 | | | | D6PZ 6E078-C | GASKET SET (LOWER) |
| Consists of 1-C8SZ 6020-A Gasket (front cover) 1-C9VE 6710-B Gasket (oil pan) R.H. 2-C8VZ 8507-A Gasket (water pump) 1-D1AZ 6411-A Seal (rear cover) 1-C9VE 6711-A Gasket (oil pan) L.H. 1-C8SZ 8513-A Gasket (water pump cover) 1-C3AZ 6700-A Seal (front cover) 2-D2VE 6722-AA Seal (oil pan) 1-C3AZ 9417-C Gasket (fuel pump) 2-C90Z 6701-A Packing (crankshaft rear) 1-C20Z 6734-A Gasket (oil drain plug) | | | | | | | |
| 6079 GASKET SET (VALVE GRIND) | | | | | | | |
| 73/74 | | 1 | | | | C9SZ 6079-A | |
| Consists of 2-C9VZ 6051-A Gasket (cyl. head) 1-C8SZ 8255-A Gasket (water outlet) 16-C8SZ 6571-A Seal (valve stem) ■▲ 2-C9SZ 9A425-A Seal (intake manifold) 2-D0SZ 6584-A Gasket (rocker cover) ▲ 2-C8SZ 9441-A Gasket (intake manifold) ▲ Also serviced in C9AZ-9433-A ■ Also serviced in D3TZ 9433-A | | | | | | | |
| 75/77 | | 1 | | | | D5AZ 6079-D | |
| Consists of 2-D4TZ 6051-A Gasket 16-D4AZ 6571-A Seal 2-D0SZ 6584-A Gasket 1-C8SZ 8255-A Gasket ▲ 2-D5VE 9A425-AA Seal ▲ 1-D6VE 9C484-AA Cover & gasket ▲ Also serviced in D5AZ 9433-C | | | | | | | |

**1973/79
TRUCK SERIES 100/500**

| YEAR | MODEL/RESTRICTIONS | QUANTITY | | | | PART NUMBER | DESCRIPTION |
|--|-----------------------|----------|--|--|-------------|--|-------------|
| | | 460 | | | | | |
| 6079 GASKET SET (VALVE GRIND) --- Cont'd | | | | | | | |
| 78/ | | 1 | | | D7AZ 6079-C | | |
| Consists of 2-D4TZ 6051-A Gasket ▲ 2-D5VE 9A425-AA Seal 16-D4AZ 6571-A Seal ▲ 1-D6VE 9C484-AA Gasket 2-D0SZ 6584-A Gasket ▲ Also serviced in D5AZ 9433-C 1-C8SZ 8255-A Gasket | | | | | | | |
| 6096 BRACKET REAR MOTOR MOUNT | | | | | | | |
| 73/78 | "Before Ser. CC0,001" | 2 | | | D3TZ 6096-A | R.H. & L.H. | |
| 78/ | "From Ser. CC0,001" | 2 | | | D8TZ 6096-A | R.H. & L.H. | |
| 6108 PISTON ASSY. (INCL. PIN)-Red and blue sizes are optional for select fit. | | | | | | | |
| 73/ | | 8 | | | D3VY 6108-A | Std. (red) | |
| | | AR | | | D3VY 6108-B | Std. (blue) | |
| | | AR | | | D3VY 6108-C | .003" O/S | |
| | | AR | | | D3VY 6108-D | .020" O/S | |
| | | AR | | | D3VY 6108-E | .030" O/S | |
| | | AR | | | D3VY 6108-F | .040" O/S | |
| 6135 PIN (PISTON) | | | | | | | |
| 73/ | | 8 | | | C8SZ 6135-A | Std. | |
| | | AR | | | C8SZ 6135-B | .001" O/S | |
| 6148 RING SET (PISTON PARTIAL)-consists of the necessary rings to re-ring (2) pistons | | | | | | | |
| 73/ | | 4 | | | C8SZ 6148-A | Standard. | |
| | | AR | | | C8SZ 6148-B | .020" O/S | |
| | | AR | | | C8SZ 6148-C | .030" O/S | |
| | | AR | | | C8SZ 6148-D | .040" O/S | |
| 73/76 | "Before Ser. C00,001" | 8 | | | D00Z 6200-A | ROD ASSY. (CONNECTING) | |
| 76/78 | "From Ser. C00,001" | 8 | | | D6AZ 6200-A | | |
| 79 | | 8 | | | D9TZ 6200-A | | |
| 6211 BEARING (CONNECTING ROD) | | | | | | | |
| 73/78 | | 16 | | | C8SZ 6211-A | Standard-upper and lower | |
| | | AR | | | C8SZ 6211-B | .001" U/S | |
| | | AR | | | C8SZ 6211-C | .002" U/S | |
| | | AR | | | C8SZ 6211-D | .010" U/S | |
| | | AR | | | C8SZ 6211-E | .020" U/S | |
| | | AR | | | C8SZ 6211-F | .030" U/S | |
| | | AR | | | C8SZ 6211-G | .040" U/S | |
| 79 | | 16 | | | D9HZ 6211-A | Standard-upper and lower-red | |
| | | AR | | | D9HZ 6211-B | Standard-blue | |
| | | AR | | | D9HZ 6211-C | .002" U/S | |
| | | AR | | | D9HZ 6211-D | .010" U/S-to be avail. 10/1/78 | |
| | | AR | | | D9HZ 6211-E | .020" U/S-to be avail. 10/1/78 | |
| | | AR | | | D9HZ 6211-F | .030" U/S-to be avail. 10/1/78 | |
| | | AR | | | D9HZ 6211-G | .040" U/S-to be avail. 10/1/78 | |
| 73/ | | 16 | | | C9AZ 6212-B | NUT (CONNECTING ROD) - hex.-3/8"-24 | |
| 6214 BOLT (CONNECTING ROD) | | | | | | | |
| 73 | | 16 | | | C8SZ 6214-A | | |
| 74/ | | 16 | | | C9AZ 6214-B | | |
| 73/ | | 1 | | | C8SZ 6250-A | CAMSHAFT | |
| 73/ | E250/350,F100/350 | 1 | | | D0AZ 6256-A | SPROCKET (CAMSHAFT) - 36 teeth | |
| 74/76 | M450/500 | 1 | | | D4TZ 6256-A | | |
| 73/ | | 1 | | | 73328-S | (N-87-B)-pin (sprocket to camshaft)-dowel-5/16" x 1 1/8" | |
| 6261 BEARING (CAMSHAFT FRONT) | | | | | | | |
| 73/78 | | 1 | | | D1VZ 6261-B | Standard | |
| | | AR | | | D1VZ 6261-C | .015" U/S | |
| 79 | | 1 | | | D9HZ 6261-A | Standard | |
| | | AR | | | D9HZ 6261-B | .015" O/S | |

| YEAR | MODEL/RESTRICTIONS | QUANTITY | | | | PART NUMBER | DESCRIPTION |
|-------|--------------------------|----------|--|--|--|--------------|---|
| | | 460 | | | | | |
| | | | | | | 6261 | BEARING (CAMSHAFT FRONT INTERMEDIATE) |
| 73/78 | | 1 | | | | D1VZ 6261-B | Standard |
| | | AR | | | | D1VZ 6261-C | .015" U/S |
| 79 | | 1 | | | | D9HZ 6261-A | Standard |
| | | AR | | | | D9HZ 6261-B | .015" O/S |
| | | | | | | 6261 | BEARING (CAMSHAFT CENTER) |
| 73/78 | | 1 | | | | D1VZ 6261-B | Standard |
| | | AR | | | | D1VZ 6261-C | .015" U/S |
| 79 | | 1 | | | | D9HZ 6261-A | Standard |
| | | AR | | | | D9HZ 6261-B | .015" O/S |
| | | | | | | 6261 | BEARING (CAMSHAFT REAR INTERMEDIATE) |
| 73/78 | | 1 | | | | D1VZ 6261-B | Standard |
| | | AR | | | | D1VZ 6261-C | .015" U/S |
| 79 | | 1 | | | | D9HZ 6261-A | Standard |
| | | AR | | | | D9HZ 6261-B | .015" O/S |
| | | | | | | 6261 | BEARING (CAMSHAFT REAR) |
| 73/78 | | 1 | | | | D1VZ 6261-B | Standard |
| | | AR | | | | D1VZ 6261-C | .015" U/S |
| 79 | | 1 | | | | D9HZ 6261-A | Standard |
| | | AR | | | | D9HZ 6261-B | .015" O/S |
| 73/ | | 1 | | | | C8SZ 6265-A | SPACER (CAMSHAFT SPROCKET) |
| | | | | | | 6266 | PLUG (CAMSHAFT BEARING) |
| 73/ | | 1 | | | | C8SZ 6266-A | Std.-2 33/64" O.D. |
| | | 1 | | | | C8SZ 6266-B | .060" O/S |
| 73/ | E250/350,F100/350 | 1 | | | | C8SZ 6268-A | CHAIN (TIMING) - 52 links |
| 74/76 | M450/500 | 1 | | | | D4TZ 6268-A | 66 links |
| 73/ | | 1 | | | | C8SZ 6269-A | PLATE (CAMSHAFT THRUST) - 1 3/4" I.D. x 2 19/32" O.D. |
| 74 | F100 | 1 | | | | C2OZ 6278-A | WASHER (CAMSHAFT SPROCKET)- |
| 77/ | E250/350 | 1 | | | | | 13/32" I.D. x 1 3/16" O.D. x 7/32" thick |
| 79 | F150/350 | 1 | | | | | |
| | | | | | | 6287 | ECCENTRIC (CAMSHAFT FUEL PUMP DRIVE) |
| 73/ | F150/350,M450/500 | 1 | | | | C8SZ 6287-A | |
| 74 | F100 | 1 | | | | D0AZ 6287-A | Outer |
| | | 1 | | | | D1AZ 6287-A | Inner |
| 75/ | E150/350 | 1 | | | | D0AZ 6287-A | Outer |
| | | 1 | | | | D0AZ 6287-B | Inner |
| 73/ | | 1 | | | | 43001-S | (B-257)-bolt (eccentric to sprocket and camshaft)- 3/8"-16 x 1 3/8" |
| 73/79 | "Before Ser. EE0,001" | 1 | | | | D5VY 6303-A | CRANKSHAFT - #2YABC |
| 79 | "From Ser. EE0,001" | 1 | | | | D9TZ 6303-A | #3Y |
| | | | | | | 6306 | SPROCKET (CRANKSHAFT) |
| 73 | | 1 | | | | C8SZ 6306-A | 18 teeth |
| 74/ | E250/350,F100/350 | 1 | | | | D2VY 6306-A | |
| 74/76 | M450/500 | 1 | | | | D4TZ 6306-A | 22 teeth |
| 73/ | | 1 | | | | 358985-S | (LL-12)-key (sprocket to crankshaft) - woodruff - 1 3/4" x 3/16" |
| 73/ | | 1 | | | | C8SZ 6310-A | SLINGER (CRANKSHAFT OIL) - 1 3/8" I.D. x 3 1/2" O.D. |
| | | | | | | 6A312 | PULLEY ASSY. (CRANKSHAFT-OUTER) -also refer to pulley I.D. chart, Section 60, page 12 |
| 73/ | F100/350 -- without A/C | 1 | | | | D0AZ 6A312-A | # D0AE 6312-A-double sheave |
| 73/ | F100/350 -- A/C | 1 | | | | D0SZ 6A312-B | # D0SE 6312-B-triple sheave |
| 74/75 | M450/500 | 1 | | | | D0OZ 6A312-C | # D0OE 6312-D-triple sheave |
| 75/ | E250/350 -- without A/C | 1 | | | | D5TZ 6A312-A | double sheave |
| 75/ | E250/350 -- hang-on A/C | 1 | | | | D2AZ 6A312-C | |
| 75/ | E250/350 -- integral A/C | 1 | | | | D5UZ 6A312-B | # D5UE 6312-BA-triple sheave |

1973/79
TRUCK SERIES 100/500

| YEAR | MODEL/RESTRICTIONS | QUANTITY | | | | PART NUMBER | DESCRIPTION |
|-------|--------------------|----------|--|--|--|-------------|---|
| | | 460 | | | | | |
| | | | | | | 6316 | DAMPER ASSY. (CRANKSHAFT)—also refer to pulley I.D. Chart, section 60, page 12. |
| 73 | | 1 | | | | D00Z 6316-B | |
| 74/78 | | 1 | | | | D4VZ 6316-A | |
| 79 | | 1 | | | | D9TZ 6316-B | |
| 73 | | 1 | | | | 46223-S2 | (B-283)-bolt (damper to crank)—5/8" x 2" |
| 74/ | | 1 | | | | 377850-S | (BB-273-A)-bolt (damper to crank)—hex. head—5/8"—18 x 2" |
| 73/ | | 1 | | | | 74151-S | (L-13)-key (damper to crank)—1/4" x 7/8" |

ENGINE BEARING APPLICATION CHART

| YEAR | SIZE O.D. | SIZE I.D. | U P P W E R R | PART NUMBER | | | | |
|---|--------------|-----------|---------------------------------|--------------|--------------------|--------------|-------------------|--------------|
| | | | | FRONT | FRONT INTERMEDIATE | CENTER | REAR INTERMEDIATE | REAR |
| 6333-37 BEARING (CRANKSHAFT, MAIN) | | | | | | | | |
| 73/77 | Std. | Std. | X | D7AZ 6333-N | D7AZ 6333-N | D7AZ 6337-G | D7AZ 6333-N | D7AZ 6333-N |
| | "Before Ser. | .001" | X | C9AZ 6333-H | C9AZ 6333-H | C9AZ 6337-H | C9AZ 6333-H | C9AZ 6333-H |
| | Y40,001" | .002" | X | C9AZ 6333-J | C9AZ 6333-J | C9AZ 6337-J | C9AZ 6333-J | C9AZ 6333-J |
| | | .010" | X | C9AZ 6333-K | C9AZ 6333-K | D7AZ 6337-K | C9AZ 6333-K | C9AZ 6333-K |
| | | .020" | X | D7AZ 6333-T | D7AZ 6333-T | C9AZ 6337-L | D7AZ 6333-T | D7AZ 6333-T |
| | .030" | X | D7AZ 6333-U | D7AZ 6333-U | C9AZ 6337-M | D7AZ 6333-U | D7AZ 6333-U | |
| 73/77 | Std. | Std. | X | D7AZ 6333-AA | D7AZ 6333-AA | D7AZ 6337-G | D7AZ 6333-AA | D7AZ 6333-AA |
| | "Before Ser. | .001" | X | D00Z 6333-B | D00Z 6333-B | C9AZ 6337-H | D00Z 6333-B | D00Z 6333-B |
| | Y40,001" | .002" | X | D00Z 6333-C | D00Z 6333-C | C9AZ 6337-J | D00Z 6333-C | D00Z 6333-C |
| | | .010" | X | D7AZ 6333-AD | D7AZ 6333-AD | D7AZ 6337-K | D7AZ 6333-AD | D7AZ 6333-AD |
| | | .020" | X | D7AZ 6333-AE | D7AZ 6333-AE | C9AZ 6337-L | D7AZ 6333-AE | D7AZ 6333-AE |
| | .030" | X | D7AZ 6333-AF | D7AZ 6333-AF | C9AZ 6337-M | D7AZ 6333-AF | D7AZ 6333-AF | |
| 77 | std. | std. | X | D7AZ 6333-N | C9AZ 6333-G | D7AZ 6337-G | C9AZ 6333-G | C9AZ 6333-G |
| | "From Ser. | .001" | X | D7AZ 6333-P | C9AZ 6333-H | D7AZ 6337-H | C9AZ 6333-H | C9AZ 6333-H |
| | Y40,001" | .002" | X | D7AZ 6333-R | C9AZ 6333-J | D7AZ 6337-J | C9AZ 6333-J | C9AZ 6333-J |
| | | .010" | X | D7AZ 6333-S | C9AZ 6333-K | D7AZ 6337-K | C9AZ 6333-K | C9AZ 6333-K |
| | | .020" | X | D7AZ 6333-T | C9AZ 6333-L | D7AZ 6337-L | C9AZ 6333-L | C9AZ 6333-L |
| | .030" | X | D7AZ 6333-U | C9AZ 6333-M | D7AZ 6337-M | C9AZ 6333-M | C9AZ 6333-M | |
| 77 | std. | std. | X | D7AZ 6333-AA | D00Z 6333-A | D7AZ 6337-N | D00Z 6333-A | D00Z 6333-A |
| | "From Ser. | .001" | X | D7AZ 6333-AB | D00Z 6333-B | D7AZ 6337-P | D00Z 6333-B | D00Z 6333-B |
| | Y40,001" | .002" | X | D7AZ 6333-AC | D00Z 6333-C | D7AZ 6337-R | D00Z 6333-C | D00Z 6333-C |
| | | .010" | X | D7AZ 6333-AD | D00Z 6333-D | D7AZ 6337-S | D00Z 6333-D | D00Z 6333-D |
| | | .020" | X | D7AZ 6333-AE | D00Z 6333-E | D7AZ 6337-T | D00Z 6333-E | D00Z 6333-E |
| | .030" | X | D7AZ 6333-AF | D00Z 6333-F | D7AZ 6337-U | D00Z 6333-F | D00Z 6333-F | |
| 78/ | std. | std. | X | D7AZ 6333-N | D7AZ 6333-N | D7AZ 6337-G | D7AZ 6333-N | D7AZ 6333-N |
| | Y40,001" | .001" | X | D7AZ 6333-P | D7AZ 6333-P | D7AZ 6337-H | D7AZ 6333-P | D7AZ 6333-P |
| | | .002" | X | D7AZ 6333-R | D7AZ 6333-R | D7AZ 6337-J | D7AZ 6333-R | D7AZ 6333-R |
| | | .010" | X | D7AZ 6333-S | D7AZ 6333-S | D7AZ 6337-K | D7AZ 6333-S | D7AZ 6333-S |
| | | .020" | X | D7AZ 6333-T | D7AZ 6333-T | D7AZ 6337-L | D7AZ 6333-T | D7AZ 6333-T |
| | .030" | X | D7AZ 6333-U | D7AZ 6333-U | D7AZ 6337-M | D7AZ 6333-U | D7AZ 6333-U | |
| 78/ | Std. | Std. | X | D7AZ 6333-AA | D7AZ 6333-AA | D7AZ 6337-N | D7AZ 6333-AA | D7AZ 6333-AA |
| | Y40,001" | .001" | X | D7AZ 6333-AB | D7AZ 6333-AB | D7AZ 6337-P | D7AZ 6333-AB | D7AZ 6333-AB |
| | | .002" | X | D7AZ 6333-AC | D7AZ 6333-AC | D7AZ 6337-R | D7AZ 6333-AC | D7AZ 6333-AC |
| | | .010" | X | D7AZ 6333-AD | D7AZ 6333-AD | D7AZ 6337-S | D7AZ 6333-AD | D7AZ 6333-AD |
| | | .020" | X | D7AZ 6333-AE | D7AZ 6333-AE | D7AZ 6337-T | D7AZ 6333-AE | D7AZ 6333-AE |
| | .030" | X | D7AZ 6333-AF | D7AZ 6333-AF | D7AZ 6337-U | D7AZ 6333-AF | D7AZ 6333-AF | |

| YEAR | MODEL/RESTRICTIONS | QUANTITY | | | | PART NUMBER | DESCRIPTION |
|-------|----------------------------|----------|--|--|--|---|---|
| | | 460 | | | | | |
| 73/ | F100/350 | 10 | | | | D5AZ 6345-A | BOLT (CRANKSHAFT MAIN BEARING CAP) |
| 75/ | E250/350 | 9 | | | | | |
| 75/ | E250/350 | 1 | | | | ★ D5UZ 6345-A r/b D9HZ 6345-A (10/79) | Stud-3/8" - 16-1/2"-16 x 4 7/8"-hex shoulder - also attaches oil pump screen tube and cover assy. |
| 73/78 | | 1 | | | | D00Z 6359-A | SPACER (CRANKSHAFT DAMPER) |
| 79 | | 1 | | | | D9TZ 6359-A | |
| 73/78 | | 1 | | | | D1SZ 6375-A | FLYWHEEL ASSY.-14 1/4" dia. |
| 79 | | 1 | | | | D9TZ 6375-A | |
| 73/ | | 1 | | | | B8A 6378-A | WASHER (CRANKSHAFT PULLEY RETAINING) |
| 73/ | | 6 | | | | D2AZ 6379-B | BOLT (FLYWHEEL TO CRANKSHAFT)- 7/16"-20 x 3/4" |
| 73/ | | 2 | | | | EAD 6397-A | DOWEL (CYLINDER BLOCK) - to flywheel housing-1/2" x 1" |
| 73/78 | | 1 | | | | D1AZ 6411-A | SEAL (REAR COVER PLATE) |
| 73/ | | 16 | | | | D1AZ 6500-A | TAPPETS ASSY. (VALVE) - hydraulic |
| | | | | | | 6505 | VALVE (EXHAUST) |
| 73/ | | 8 | | | | D3VZ 6505-A | Std. stem dia.-.3415" |
| | | AR | | | | ★ D3VZ 6505-B | .003" O/S stem dia.-not repl. (10/79) |
| | | AR | | | | D3VZ 6505-C | .015" O/S stem dia. |
| | | AR | | | | D3VZ 6505-D | .030" O/S stem dia. |
| | | | | | | 6507 | VALVE (INTAKE) |
| 73/ | | 8 | | | | D3VZ 6507-A | Std. stem dia.-.3415" |
| | | AR | | | | ★ D3VZ 6507-B | .003" O/S Stem dia.-not repl. (10/78) |
| | | AR | | | | D3VZ 6507-C | .015" O/S Stem dia. |
| | | AR | | | | D3VZ 6507-D | .030" O/S Stem dia. |
| | | | | | | 6510 | BUSHING (VALVE GUIDE) |
| 73/ | | AR | | | | D6AZ 6510-B | Intake and Exhaust |
| 73/ | | 16 | | | | C8SZ 6513-B | SPRING (VALVE) |
| 73/ | | 16 | | | | D00Z 6514-A | RETAINER (VALVE SPRING) |
| 73/ | | AR | | | | B3Q 6515-A | SPACER (VALVE SPRING)-.030" thick 1" I.D. |
| 73/ | | 32 | | | | 7HA 6518-A | KEY (VALVE SPRING RETAINER) |
| 73/ | | 16 | | | | D1AZ 6524-A | BAFFLE (VALVE ROCKER ARM OIL) |
| 73 | | AR | | | | D1AZ 6A525-A | SHIM (ROCKER ARM STUD or BOLT)-(use under rocker arm stud or bolt)-3/4" x 7/16" x 1/32" |
| | | | | | | 6A527 | BOLT (VALVE ROCKER ARM SUPPORT) |
| 73/ | | 16 | | | | D3AZ 6A527-A | 5/16"-18 x 1 3/8" |
| 73/77 | "Before Ser. 080,001" | 16 | | | | D10Z 6A528-A | SEAT (VALVE ROCKER ARM FULCRUM)-r/b D7AZ 6A528-A (3/77) |
| 77/ | "From Ser. 080,001" | 16 | | | | D7AZ 6A528-A | |
| 73/ | "Before Ser. CE0,001" | 16 | | | | ★ C9ZZ 6564-A | ARM (VALVE ROCKER)-cast iron-r/b D8AZ 6564-B(8/79) |
| 78/ | "From Ser. CE0,001" | 16 | | | | D8AZ 6564-B | Stamped steel type |
| 73/ | | 16 | | | | D20Z 6565-A | ROD (VALVE PUSH)-8 5/8" long |
| | | AR | | | | C9VZ 6565-A | .060" O/S |
| | | AR | | | | D5VZ 6565-A | .060" U/S |
| | | | | | | 6571 | SEAL (VALVE STEM) |
| 73/76 | E250/350,F150/350,M450/500 | 16 | | | | D3TZ 6571-A | # D3TE 6571-AA- intake and exhaust-std. to .003" O/S-11/32" I.D. x 7/8" O.D. x 3/4" high |
| | | AR | | | | C8SZ 6571-A | .015" & .030" O/S |
| 74 | F100 | 16 | | | | C8SZ 6571-A | Intake and exhaust - Std. & O/S |
| 77/ | | 16 | | | | D4AZ 6571-A | # D4AE-AA-Intake & exhaust |
| | | | | | | 6582 | COVER ASSY. (VALVE ROCKER ARM) |
| 73/74 | | 1 | | | | D8TZ 6582-E | R.H. |
| | | 1 | | | | D8HZ 6582-D | L.H. |
| 75/78 | "Before Ser. CA0,001" | 1 | | | | D8UZ 6582-C | R.H. |
| | | 1 | | | | ★ D2VZ 6582-B | L.H.-r/b D8TZ 6582-F (10/78) |

1973/79
TRUCK SERIES 100/500

| YEAR | MODEL/RESTRICTIONS | QUANTITY | | | | PART NUMBER | DESCRIPTION |
|-------|--|----------|--|--|--|--|--|
| | | 460 | | | | | |
| | | | | | | 6582 | COVER ASSY. (VALVE ROCKER ARM) — Cont'd |
| 78 | E-F250/350 -- exc. Calif.— "From Ser. CA0,001 to CC0,001" | 1 | | | | D8UZ 6582-C | R.H. |
| 78 | E-F350 -- Calif. 0/8500 GVW- "From Ser. CA0,001 to CC0,001" | 1 | | | | D8TZ 6582-F | L.H. |
| 78 | E-F250/350 -- Calif. U/8500 GVW- "From Ser. CA0,001" | 1 | | | | D8TZ 6582-E | R.H. |
| | | 1 | | | | D8TZ 6582-F | L.H. |
| 78 | E-F150/350 -- exc. Calif. 0/8500 GVW- "From Ser. CC0,001" | 1 | | | | D8TZ 6582-E | R.H. |
| | | 1 | | | | ★ D8TZ 6582-F | L.H.-r/b D9TZ 6582-F (1/80) |
| 78 | E-F350 -- Calif. 0/8500 GVW- "From Ser. CC0,001" | 1 | | | | D8TZ 6582-E | R.H. |
| | | 1 | | | | D8UZ 6582-D | L.H. |
| 79 | E-F150/250 -- exc. Canada— "Before Ser. EJ0,001" | 1 | | | | D8TZ 6582-E | R.H. |
| | | 1 | | | | D8TZ 6582-F | L.H. |
| 79 | E-F150/250 -- exc. Canada— "From Ser. EJ0,001" | 1 | | | | D9TZ 6582-C | R.H. |
| | | 1 | | | | ★ D8TZ 6582-F | L.H.-r/b D9TZ 6582-F (1/80) |
| 79 | E-F150/250 -- Canada | 1 | | | | D8UZ 6582-C | R.H. |
| 79 | E-F350 -- "Before Ser. FE0,001" | 1 | | | | D8TZ 6582-F | L.H. |
| 79 | E-F350 -- "From Ser. FE0,001" | 1 | | | | D9TZ 6582-G | R.H. |
| | | 1 | | | | D9TZ 6582-F | L.H. |
| 73/ | | 14 | | | | 356748-S | (BB-124)-screw & washer (cover to hd.)-hex. hd.- 1/4"-20 x 5/8" |
| 73/ | | 2 | | | | D0SZ 6584-A | GASKET (VALVE ROCKER ARM COVER) |
| | | | | | | 6600 | PUMP ASSY. (OIL) |
| 73/78 | F100/350,M450/500 | 1 | | | | D3TZ 6600-A | Incl. screen and cover |
| 75/78 | E250/350 "Before Ser. BE0,001" | 1 | | | | ★ D5UZ 6600-A r/b D9TZ 6600-B (5/79) | |
| 78/ | E250/350 "From Ser. BE0,001" | 1 | | | | D9TZ 6600-B | |
| 79 | F150/350 | 1 | | | | | |
| 73/ | | 2 | | | | 42999-S | (B-253)-screw & washer (pump to block)- 3/8"-16 x 1 1/4" |
| 73/ | | 1 | | | | C8SZ 6608-A | ROTOR and SHAFT ASSY. (OIL PUMP DRIVE) |
| | | | | | | 6616 | PLATE (OIL PUMP BODY) |
| 73/ | | 4 | | | | 42911-S | (B-41-A)-bolt (plate to pump)-1/4"-20 x 5/8" |
| 73/ | | 1 | | | | C8SZ 6A618-A | SHAFT ASSY. (OIL PUMP INTERMEDIATE) |
| 75/ | E250/350 | 1 | | | | D5UZ 6622-A | SCREEN TUBE and COVER ASSY. (OIL PUMP) |
| 79 | F150/350 | 1 | | | | D9TZ 6622-A | |
| 78 | E-F250/350 -- exc. Calif.— "From Ser. CA0,001 to CC0,001" | 1 | | | | D8UZ 6582-C | R.H. |
| 75/ | E250/350 | 1 | | | | D5UZ 6626-A | GASKET (OIL PUMP INLET TUBE) |
| 73/ | | 1 | | | | C4TZ 6629-A | RING (OIL PUMP INTERMEDIATE SHAFT RETAINER) |
| 73 | | 1 | | | | C8SZ 6A630-A | BAFFLE (INTAKE MANIFOLD OIL) |
| 74 | | 1 | | | | ★ D4VZ 6A630-A | Not replaced (8/78) |
| 73/74 | | 3 | | | | 381709-S | (UU-52-G)-screw (baffle to intake manifold)- 1/4"-20 x 3/8" |
| 75/ | E250/350 | 1 | | | | D1ZZ 6A636-A | GASKET (OIL FILTER ADAPTER) |
| 73/74 | | 1 | | | | ★ C8SZ 6659-A | GASKET (OIL PUMP TO BLOCK)-Not replaced |
| | | | | | | 6A664 | HOSE (CRANKCASE VENTILATION) — Also refer to group 6N664 and 6853 |
| 73/ | | AR | | | | C9PZ 6A664-A | *KCV-1-15/32" I.D.-25 ft. long-cut to fit |
| 73/ | | AR | | | | C9PZ 6A664-B | *KCV-2-5/8" I.D.-25 ft. long-cut to fit |
| 73/ | | AR | | | | D3PZ 6A664-A | *KCV-3-3/8" I.D.-25 ft. long-cut to fit |
| 73/75 | F100/350 | 1 or 2 | | | | D3VY 6A664-A | (P.C.V. valve to crankcase vent tube) |
| 75/ | E250/350 -- w/A/C exc. Calif. | 1 | | | | D5UZ 6A664-A | 9/16" I.D.-Approx. 8" long |

| YEAR | MODEL/RESTRICTIONS | QUANTITY | | | | PART NUMBER | DESCRIPTION |
|-------|-------------------------------------|----------|--|--|--|---|---|
| | | 460 | | | | | |
| | | | | | | ★6N664 | HOSE (CRANKCASE VENTILATION)- (carburetor to crankcase vent tube)- cut to fit from bulk hose 4090 |
| 73/ | | 1 | | | | C8SZ 6666-A | PLUG (OIL PUMP RELIEF VALVE)- 7/8" O.D.-3/8" high |
| 73/ | | 1 | | | | 72070-S | (N-46)-pin (relief valve to pump) - cotter - 3/32" x 1 1/2" |
| 73/ | | 1 | | | | ★ D8AZ 6A666-A r/bD90Z 6A666-A (8/79) | VALVE (POSITIVE CRANKCASE VENTILATION)- (P.C.V.)-*EV-68-B |
| 73/78 | | 1 | | | | C5AZ 6670-A | SPRING (OIL PUMP RELIEF VALVE) |
| 73/ | | 1 | | | | C5AZ 6674-A | PLUNGER (OIL PUMP RELIEF VALVE) |
| 73/ | F100/350,M450/500 | 1 | | | | D3TZ 6675-A | PAN ASSY. (OIL) |
| 75/ | E250/350 | 1 | | | | D5UZ 6675-A | |
| 73 | | 4 | | | | 372995-S3 | (BB-545-M)-bolt (pan to cover and block)- 5/16"-18 x 3/4" |
| 73/ | | 19 | | | | 356748-S | (BB-124)-screw & washer (pan to block and cover) - 1/4"-20 x 5/8" |
| 74/ | | 4 | | | | 42789-S8 | (U-10)-screw and washer (pan to cover and block)- 5/16"-18 x 3/4" |
| 73/ | | 1 | | | | C3AZ 6700-A | SEAL (CYLINDER FRONT COVER OIL) |
| 74/76 | M450/500 | 1 | | | | D0AZ 6700-A | |
| | | | | | | 6701 | PACKING (CRANKSHAFT REAR) |
| 73/78 | | 2 | | | | C90Z 6701-A | Rope type |
| 73/ | | 2 | | | | C9AZ 6701-A | Split lip type |
| | | | | | | 6710-1 | Supplied in 6781 gasket set only |
| | | | | | | 6722 | Supplied in 6781 gasket set only |
| | | | | | | 6730 | PLUG (OIL PAN DRAIN) |
| 73/ | | 1 | | | | D6TZ 6730-A | Incl. C20Z 6734-A gasket |
| 73/78 | | 1 | | | | C1AZ 6731-A | ELEMENT ASSY. (OIL FILTER) - *FL-1- 'spin on'-has 3/4"-16 female threads |
| 79 | | 1 | | | | D9AZ 6731-A | *FL-1-A-spin-on |
| 73/ | | 1 | | | | C20Z 6734-A | GASKET (OIL PAN DRAIN PLUG) - Nylon - 1/2" I.D. x 13/16" O.D. x 5/64" thick |
| 75/ | E250/350 | 1 | | | | EAA 6749-A | GASKET (OIL FILTER CENTER BOLT) -use on oil filter adapter bolt |
| | | | | | | 6750 | INDICATOR (OIL LEVEL) |
| 73/ | F100/350- "Before Ser. BE0,001 " | 1 | | | | ★ D4TZ 6750-A | # D4TE 6750-AA-Repl. by D8TZ 6750-A (4/78) |
| 74/76 | M450/500 | 1 | | | | D4TZ 6750-B | # D4TE 6750-BA |
| 75/ | E250/350 | 1 | | | | D5UZ 6750-B | # D5UE 6750-BA,BB,D7UE-AA |
| 78/ | F100/350- "From Ser. BE0,001" | 1 | | | | D8TZ 6750-A | # D8TE 6750-BA |
| 73/ | F100/350 | 1 | | | | C8SZ 6754-A | TUBE ASSY. (OIL LEVEL INDICATOR)- 6 19/32" long |
| 74/76 | M450/500 | 1 | | | | D4TZ 6754-A | 29 19/32" long |
| 75/ | E250/350 | 1 | | | | D5UZ 6754-B | Approx. 28" long |
| | | | | | | 6758-9 | TUBE (CRANKCASE VENTILATION) |
| 73/75 | F250/350,M450/500 | 1 | | | | ★ D3VY 6758-A | Not replaced (7/79) |
| 74 | F100 | 1 | | | | D4UZ 6758-A | |
| 75 | | 1 | | | | ★ D5TE 6758-CA | 12 3/4" long-cut from 8C 2269-A |
| 75/76 | | 1 | | | | ★ D5TE 6759-CB | Cut from 8C 2269-A |
| 77/ | | 1 | | | | ★ D7VE 6759-AA | Cut from B7Q-2269-A |
| 78 | | 1 | | | | ★ D8TE 6759-AA | Cut from B7Q 2269-A |
| 79 | | 1 | | | | ★ D9TE 6759-AA | Cut from B7Q 2269-A |

1973/79
TRUCK SERIES 100/500

| YEAR | MODEL/RESTRICTIONS | QUANTITY | | | | PART NUMBER | DESCRIPTION |
|---------------|---------------------------------------|---------------|--|----------------|--|----------------|---|
| | | 460 | | | | | |
| 75 | E250/350 -- A/C exc. Calif. | 1 | | | | D5TZ 6763-A | PIPE (OIL FILLER)-12 3/8" long |
| 76/ | E250/350 | 1 | | | | | |
| | | | | | | 6766 | CAP ASSY. (OIL FILLER AND BREATHER) |
| 73/ | F100/350 | 1 | | | | C8AZ 6766-A | *EC-1 |
| 77/ | E250/350 -- Without A/C | 1 | | | | | |
| 74 | F100 | 1 | | | | D60Z 6766-A | *EC-672 |
| 74/76 | E250/350,M450/500 | 1 | | | | C7TZ 6766-D | *EC-3 |
| 77/ | E250/350 -- A/C | 1 | | | | | |
| 73/ | | 1 | | | | C8AZ 6767-A | ELBOW (CRANKCASE VENTILATION HOSE)-90°-5/8" x 5/8"-also refer to group 9600 for air cleaner application |
| | | | | | | 6781 | GASKET SET (OIL PAN) |
| 73/ | | 1 | | | | D6AZ 6781-A | |
| Consists of | | | | | | | |
| 1-C9VE 6710-B | | Gasket (R.H.) | | 2-D2VE 6722-AA | | seal | |
| 1-C9VE 6711-A | | Gasket (L.H.) | | 1-C20Z 6734-A | | Gasket-drain | |
| 74 | M450/500 | 1 | | | | D3TZ 6784-A | PIPE (OIL FILLER) - 1 3/8" O.D. x 4 3/4" long |
| 74 | M450/500 | 1 | | | | D3TZ 6786-A | BRACKET ASSY. (OIL LEVEL INDICATOR TUBE) |
| 74 | M450/500 | 1 | | | | D3TZ 6786-B | BRACKET ASSY. (OIL FILLER TUBE) |
| 74/76 | M450/500 -- low profile radiator | 1 | | | | ★ C8AE 6A787-B | HOSE (OIL FILLER PIPE) - Improvise |
| 73/76 | M450/500 -- exc. low profile radiator | 1 | | | | D3TZ 6793-A | HOSE (OIL FILLER) |
| 75/ | E250/350 -- A/C | 1 | | | | D5TZ 6793-A | Approx. 8" long |
| | | ★ | | | | ★6853 | HOSE (CRANKCASE VENTILATION) - Also refer to group 6A664-cut to fit from bulk hose 4090 |
| 74/ | E250/350,M450/500 | 1 | | | | C5AZ 6A868-B | ADAPTER (OIL FILLER PIPE) |
| 75/ | E250/350 "Before Ser. BA0,001" | 1 | | | | ★ D5TZ 6881-A | ADAPTER ASSY. (OIL)-r/b D8UZ 6881-A & 87174-S91 (10/78) |
| 78/ | E250/350"From Ser. BA0,001" | 1 | | | | D8UZ 6881-A | |
| 78/ | E250/350"From Ser. BA0,001" | 1 | | | | 87147-S91 | (T-38)-"O" Ring (6881 to 6010) |
| 73/74 | | 1 | | | | ★ D1AZ 6890-A | INSERT (OIL FILTER MOUNTING BOLT) - use w/ spin on filter-r/b D7AZ 6890-A (1/79) |
| 75/78 | F150/350,M450/500 | 1 | | | | B8A 6890-A | Used in oil filter to adapter mounting |
| 75/78 | E250/350 | 1 | | | | C9AZ 6890-A | Used in oil filter to block mounting |
| 75/ | E250/350 | 1 | | | | C9AZ 6890-A | |
| 79 | F150/350 | 1 | | | | D7AZ 6890-A | |
| | | | | | | 6A892 | RETAINER (CRANKCASE VENTILATION) - grommet |
| 73/ | | 1 | | | | C8SZ 6A892-A | (Valve to cover) |
| 73/ | | 1 | | | | C8AZ 6A892-A | (Elbow to oil filler cap) |
| 75/ | E250/350 | 1 | | | | D8TZ 6894-A | BOLT (OIL FILTER ADAPTER MOUNTING) |

HOW TO IDENTIFY TRANSMISSION PARTS

- 1. USE THE WARRANTY PLATE CODE:**
 - a. The transmissions are identified by a code on the vehicle Warranty Plate.
 - b. Refer to the General Information Section (under Warranty Plate Transmission Codes) to identify the transmission type and model.
 - c. Refer to the Model Application Chart (starting on page 7) to find the Parts List number, or Illustration Section and Page number.
 - d. Turn to the Parts List and select the component part desired.

- 2. USE THE TRANSMISSION CASE MARKING:**
 - a. Find a painted marking on the transmission case.
 - b. Refer to the Transmission Identification Chart (starting on page 3) to find the Parts List number, or Illustration Section and Page number.
 - c. Turn to the Parts List and select the component part desired.

- 3. USE THE TRANSMISSION IDENTIFICATION TAG:**
 - a. Find an identification tag or plate on the transmission case. (See page 2 for illustrations showing locations)
 - b. Refer to the Transmission Identification Chart (starting on page 3) to find the Parts List number, or Illustration Section and Page number.
 - c. Turn to the Parts List and select the component part desired. (If the transmission case is replaced, transfer the tag to the new case so that identification will not be lost.)

- 4. USE THE MANUFACTURER'S NAME and MODEL NUMBER**
 - a. Refer to the Model Application Chart (starting on page 7) to find the Parts List number for the model – example: A 1973/B500 truck with New Process Model 435 identified 10395 uses Parts List number 70.6A.
 - b. Turn to the Parts List and select the component part desired.

- 5. USE THE TRUCK YEAR and MODEL:**
 - a. Refer to the Model Application Chart (starting on page 7) to find the Parts List number or Illustration Section and Page number for the truck model (The chart is arranged by model year. Within each model year, it is arranged by Truck Series.)
 - b. Turn to the Parts List and select the component part desired.

TRANSMISSION PARTS LIST INDEX

Parts lists are grouped by type and number of speeds and each group of related transmission parts lists is shown in a separate section. The section number can readily be identified with the transmission parts lists numbers as shown in the following example:

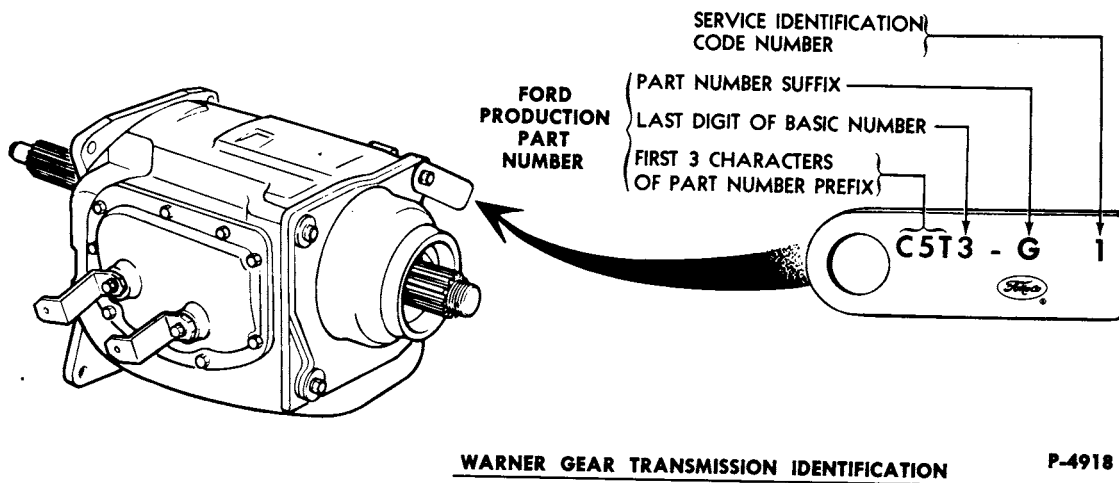
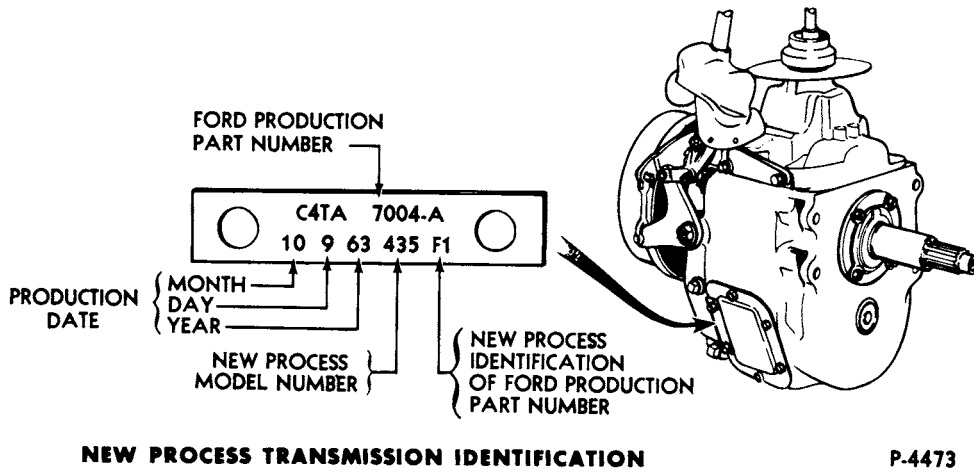
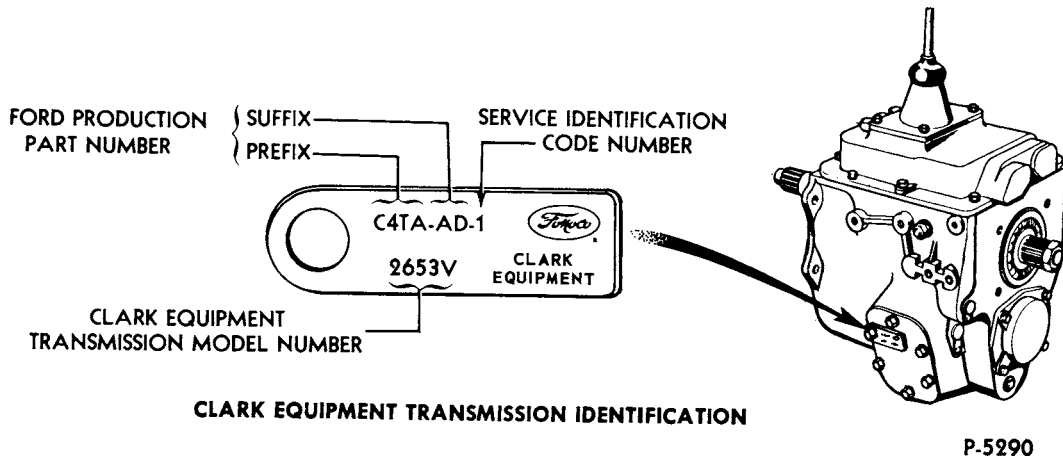
| TRANSMISSION TYPE | NUMBER OF SPEEDS | PARTS LIST NUMBER | TRANSMISSION SECTION NO. |
|-----------------------------|------------------|-------------------|--------------------------|
| Clark | 5 | 9 | 70.9 |
| Dana (Spicer) transfer case | | 17 | 70.17 |
| Ford | 3 | 1 | 70.1 |
| New Process | 4 | 6 | 70.6 |
| New Process | 5 | 8 | 70.8 |
| New Process transfer case | | 17 | 70.17 |
| Warner | 3 | 2 | 70.2 |
| Warner | 4 | 7 | 70.7 |
| Ford | 4/S-O/D | 10 | 70.10 |

Kit part numbers are shown in their respective parts lists. A listing of the components for each kit is shown in Section 70A.

Section 70.1 thru 70.17 and 70A follow Section 70. Immediately following Section 70A, the Ford basic groups are continued in Section 71.

Parts lists are also provided for the 4/W/D transfer case. Data for identifying the 4/W/D transfer case is included in the Transmission Identification Chart following the main transmission listing for the affected model year.

1973/79
TRUCK SERIES 100/500



1973/79 TRUCK SERIES 100/500

| IDENTIFICATION NUMBER | MANUFACTURER | | SPEED | CODE | PART NUMBER | PARTS LIST 70. | ILLUSTRATIONS | |
|-----------------------|--------------|-------|-------|------|-------------|-------------------|---------------|------|
| | NAME | MODEL | | | | | SECTION | PAGE |

TRANSMISSION IDENTIFICATION CHART

The identification number represents the Ford Tag Identification Number, Manufacturer Tag Serial Number or the Transmission Case Marking.

Notes: ● - Warranty Code ▲ - C-Clark, F-Ford, NP-New Process, W-Warner, FD-Ford, ★-Obsolete

| | | | | | | | | |
|---------------|----|-----------|---|---|----------------|----|------|---------|
| AS1-T18 | W | T18 | 4 | F | ★DOTZ 7004-B | 7A | 70.4 | 3, 4 |
| AS4T87 | W | T87 | 3 | E | ★C8TA 7004-U | 2A | 70.3 | 3, 4 |
| AS7-T19 | W | T19 | 4 | P | ★C9TA 7004-G | 7B | 70.4 | 3, 5 |
| C8TA 7004-U | W | T87 | 3 | E | ★C8TA 7004-U | 2A | 70.3 | 3, 4 |
| C9TA 7004-G | W | T19 | 4 | P | C9TA 7004-G | 7B | 70.4 | 3, 5 |
| D0TA 7004-K | W | T18 | 4 | F | ★DOTZ 7004-B | 7A | 70.4 | 3, 4 |
| D0TA 7004-L | C | 285-V-33 | 5 | M | ★D0TA 7004-L | 9A | 70.5 | 1, 2 |
| D0TA 7004-M | C | 282-V-36 | 5 | 2 | ★D0TA 7004-M | 9A | 70.5 | 1, 2 |
| D0TA 7004-N | C | 280-V0-11 | 5 | 4 | ★D0TA 7004-N | 9A | 70.5 | 1, 2, 5 |
| D1TA 7004-AA | NP | 435 | 4 | A | ★D1TZ 7004-A | 6A | 70.4 | 1, 2, 4 |
| D1TA 7004-BA | NP | 542-FL | 5 | φ | ★D1TA 7004-BA | 8A | 70.5 | 3, 4 |
| D1TA 7004-CA | NP | 542-F0 | 5 | T | ★D1TA 7004-CA | 8C | 70.5 | 3, 4 |
| D1TA 7004-DA | NP | 542-FD | 5 | 9 | ★D1TA 7004-DA | 8B | 70.5 | 3, 4 |
| D3TA 7003-AB | W | T18 | 4 | F | ★D3TA 7003-AB | 7C | 70.4 | 3, 4 |
| D3TA 7003-BB | W | T18 | 4 | F | ★D3TA 7003-BB | 7C | 70.4 | 3, 4 |
| D3TA 7003-CB | NP | 435 | 4 | A | ★D3TA 7003-CB | 6B | 70.4 | 1, 2, 5 |
| D3TA 7003-CC | NP | 435 | 4 | A | ★D3TA 7003-CC | 6B | 70.4 | 1, 2, 5 |
| D3TA 7003-DB | NP | 435 | 4 | A | ★D3TA 7003-DB | 6B | 70.4 | 1, 2, 5 |
| D3TA 7003-DC | NP | 435 | 4 | A | ★D3TA 7003-DC | 6B | 70.4 | 1, 2, 5 |
| D3TA 7003-EA | W | T18 | 4 | F | ★D3TA 7003-EA | 7C | 70.4 | 3, 4 |
| D3TA 7003-EB | W | T18 | 4 | F | ★D3TA 7003-EB | 7C | 70.4 | 3, 4 |
| D3TA 7003-FA | W | T18 | 4 | F | ★D3TA 7003-FA | 7C | 70.4 | 3, 4 |
| D3TA 7003-FB | W | T18 | 4 | F | ★D3TA 7003-FB | 7C | 70.4 | 3, 4 |
| D3TA 7003-GA | W | T18 | 4 | F | ★D3TA 7003-GA | 7C | 70.4 | 3, 4 |
| D3TA 7003-GB | W | T18 | 4 | F | ★D3TA 7003-GB | 7C | 70.4 | 3, 4 |
| D3TA 7003-HA | W | T18 | 4 | F | ★D3TA 7003-HA | 7C | 70.4 | 3, 4 |
| D3TA 7003-HB | W | T18 | 4 | F | ★D3TA 7003-HB | 7C | 70.4 | 3, 4 |
| D3TA 7003-JA | W | T18 | 4 | F | ★D3TA 7003-JA | 7C | 70.4 | 3, 4 |
| D3TA 7003-JB | W | T18 | 4 | F | ★D3TA 7003-JB | 7C | 70.4 | 3, 4 |
| D3TA 7003-KA | NP | 435 | 4 | A | ★D3TA 7003-KA | 6B | 70.4 | 1, 2, 5 |
| D3TA 7003-KB | NP | 435 | 4 | A | ★D3TA 7003-KB | 6B | 70.4 | 1, 2, 5 |
| D3TA 7003-LA | NP | 435 | 4 | A | ★D3TA 7003-LA | 6B | 70.4 | 1, 2, 5 |
| D3TA 7003-LB | NP | 435 | 4 | A | ★D3TA 7003-LB | 6B | 70.4 | 1, 2, 5 |
| D3TA 7003-MA | NP | 435 | 4 | A | ★D3TA 7003-MA | 6B | 70.4 | 1, 2, 5 |
| D3TA 7003-MB | NP | 435 | 4 | A | ★D3TA 7003-MB | 6B | 70.4 | 1, 2, 5 |
| D3TA 7003-NA | NP | 435 | 4 | A | ★D3TA 7003-NA | 6B | 70.4 | 1, 2, 5 |
| D3TA 7003-NB | NP | 435 | 4 | A | ★D3TA 7003-NB | 6B | 70.4 | 1, 2, 5 |
| D3TA 7003-RA | NP | 435 | 4 | A | ★D3TA 7003-RA | 6B | 70.4 | 1, 2, 5 |
| D3TA 7003-RB | NP | 435 | 4 | A | ★D3TA 7003-RB | 6B | 70.4 | 1, 2, 5 |
| D3TA 7004-AA | NP | 435 | 4 | A | ★D3TA 7004-AA | 6B | 70.4 | 1, 2, 5 |
| D3TA 7004-AB | NP | 435 | 4 | A | ★D3TA 7004-AB | 6B | 70.4 | 1, 2, 5 |
| D3TA 7004-CA | C | 280-V0-18 | 5 | 4 | ★D3TZ 7004-C | 9B | 70.5 | 1, 2, 5 |
| D3TA 7004-DA | C | 282-V-55 | 5 | 1 | ★D3TZ 7004-B | 9B | 70.5 | 1, 5 |
| D3TA 7004-EA | C | 285-V-54 | 5 | M | ★D3TZ 7004-A | 9B | 70.5 | 1, 2, 5 |
| D4TA 7003-FA | W | T18 | 4 | F | ★D4TA 7003-FA | 7D | 70.4 | 3, 4 |
| D4TA 7003-GA | W | T18 | 4 | F | ★D4TA 7003-GA | 7D | 70.4 | 3, 4 |
| D4TA 7003-HA | W | T18 | 4 | F | ★D3TZ 7003-K | 7D | 70.4 | 3, 4 |
| D4TA 7003-JA | W | T18 | 4 | F | ★D3TZ 7003-L | 7D | 70.4 | 3, 4 |
| D4TA 7003-KA | W | T18 | 4 | F | ★D4TA 7003-KA | 7D | 70.4 | 3, 4 |
| D4TA 7003-LA | W | T18 | 4 | F | ★D3TZ 7003-M | 7D | 70.4 | 3, 4 |
| D4TA 7003-AAA | W | T18 | 4 | F | ★D4TA 7003-AAA | 7D | 70.4 | 3, 4 |
| D4TA 7003-ACA | NP | 435 | 4 | A | ★D4TZ 7003-F | 6B | 70.4 | 1, 5 |

1973/79
TRUCK SERIES 100/500

| IDENTIFICATION NUMBER | MANUFACTURER | | SPEED | CODE | PART NUMBER | PARTS LIST 70. | ILLUSTRATIONS | |
|---|--------------|--------|-------|------|----------------|-------------------|---------------|---------|
| | NAME | MODEL | | | | | SECTION | PAGE |
| TRANSMISSION IDENTIFICATION CHART — Cont'd | | | | | | | | |
| Notes: ● - Warranty Code ▲ - C-Clark, F-Ford, NP-New Process, W-Warner, FD-Ford, ★-Obsolete | | | | | | | | |
| D4TA 7003-ADA | NP | 435 | 4 | A | ★D4TZ 7003-G | 6B | 70.4 | 1, 5 |
| D5TA 7003-DA | NP | 435 | 4 | A | ★D5TA 7003-DA | 6B | 70.4 | 1, 5 |
| D6HT 7004-LA | C | 280VO | 5 | 4 | D3TZ 7004-C | 9B | 70.5 | 2,5 |
| D6HT 7004-MA | C | 282V | 5 | 2 | D3TZ 7004-B | 9B | 70.5 | 2,5 |
| D6HT 7004-NA | C | 285V | 5 | M | D3TZ 7004-A | 9B | 70.5 | 2,5 |
| D7TA 7003-RB | NP | 435 | 4 | A | ★D7TA 7003-RB | 6B | 70.4 | 1, 2, 4 |
| D7TA 7003-AAA | W | T18 | 4 | F | ★D7TA 7003-AAA | 7D | 70.4 | 3, 4 |
| D7TA 7003-AMA | NP | 435 | 4 | A | ★D7TA 7003-AMA | 6B | 70.4 | 1, 2, 4 |
| D7TA 7003-ANA | NP | 435 | 4 | A | ★D7TA 7003-ANA | 6B | 70.4 | 1, 2, 4 |
| D7TA 7003-ARA | NP | 435 | 4 | A | ★D7TA 7003-ARA | 6B | 70.4 | 1, 2, 4 |
| D7TA 7003-ASA | NP | 435 | 4 | A | ★D7TA 7003-ASA | 6B | 70.4 | 1, 2, 4 |
| D7TA 7003-ATA | NP | 435 | 4 | A | ★D7TA 7003-ATA | 6B | 70.4 | 1, 2, 4 |
| D7TA 7003-AUA | NP | 435 | 4 | A | ★D7TA 7003-AUA | 6B | 70.4 | 1, 2, 4 |
| D7TA 7003-AVA | NP | 435 | 4 | A | ★D7TA 7003-AVA | 6B | 70.4 | 1, 2, 4 |
| D7TA 7003-BAA | NP | 435-FL | 4 | A | ★D7TA 7003-BAA | 6B | 70.4 | 1,2,4 |
| D7TA 7003-BBA | W | T18 | 4 | F | ★D7TA 7003-BBA | 7D | 70.4 | 3,4 |
| D7TA 7003-BCA | W | T18 | 4 | F | ★D7TA 7003-BCA | 7D | 70.4 | 3,4 |
| D7HT 7004-GA | NP | 542-FL | 5 | 0 | D7HT 7004-GA | 8A | 70.5 | 3,4 |
| D7HT 7004-JA | NP | 542-FD | 5 | 9 | D7HT 7004-JA | 8B | 70.5 | 3,4 |
| D8TA 7003-EB | NP | 435 | 4 | A | ★D8TA 7003-EB | 6C | 70.4 | 1,2,4 |
| D8TA 7003-FB | NP | 435 | 4 | A | ★D8TA 7003-FB | 6C | 70.4 | 1,2,4 |
| D8TA 7003-GB | NP | 435 | 4 | A | ★D8TA 7003-GB | 6C | 70.4 | 1,2,4 |
| D8TA 7003-HB | NP | 435 | 4 | A | ★D8TA 7003-HB | 6C | 70.4 | 1,2,4 |
| D8TA 7003-JB | NP | 435 | 4 | A | ★D8TA 7003-JB | 6C | 70.4 | 1,2,4 |
| D8TA 7003-KB | NP | 435 | 4 | A | ★D8TA 7003-KB | 6C | 70.4 | 1,2,4 |
| D8TA 7003-LB | NP | 435 | 4 | A | ★D8TA 7003-LB | 6C | 70.4 | 1,2,4 |
| D8TA 7003-MB | NP | 435 | 4 | A | ★D8TA 7003-MB | 6C | 70.4 | 1,2,4 |
| D9TA 7003-CA | W | T-18 | 4 | F | ★D9TA 7003-CA | 7E | 70.4 | 3, 4 |
| D9TA 7003-CB | W | T-18 | 4 | F | ★D9TA 7003-CB | 7E | 70.4 | 3,4 |
| D9TA 7003-FB | W | T-18 | 4 | F | ★D9TA 7003-FB | 7F | 70.4 | 3,4 |
| D9TA 7003-GB | W | T-18 | 4 | F | ★D9TA 7003-GB | 7F | 70.4 | 3,4 |
| D9TA 7003-HB | W | T-18 | 4 | F | ★D9TA 7003-HB | 7F | 70.4 | 3,4 |
| D9TA 7003-JA | NP | 435 | 4 | A | ★D9TA 7003-JA | 6D | 70.4 | 1,2,4 |
| D9TA 7003-KA | NP | 435 | 4 | A | ★D9TA 7003-KA | 6D | 70.4 | 1,2,4 |
| D9TA 7003-LA | NP | 435 | 4 | A | ★D9TA 7003-LA | 6D | 70.4 | 1,2,4 |
| D9TA 7003-MA | NP | 435 | 4 | A | ★D9TA 7003-MA | 6D | 70.4 | 1,2,4 |
| D9TA 7003-NA | NP | 435 | 4 | A | ★D9TA 7003-NA | 6D | 70.4 | 1,2,4 |
| D9TA 7003-RA | NP | 435 | 4 | A | ★D9TA 7003-RA | 6D | 70.4 | 1,2,4 |
| D9TA 7003-SB | W | T-18 | 4 | F | ★D9TA 7003-SB | 7F | 70.4 | 3,4 |
| D8TA-EB | NP | 435 | 4 | A | D8TA 7003-EB | 6C | 70.4 | 1,2,4 |
| D8TA-FB | NP | 435 | 4 | A | D8TA 7003-FB | 6C | 70.4 | 1,2,4 |
| D8TA-GB | NP | 435 | 4 | A | D8TA 7003-GB | 6C | 70.4 | 1,2,4 |
| D8TA-HB | NP | 435 | 4 | A | D8TA 7003-HB | 6C | 70.4 | 1,2,4 |
| D8TA-JB | NP | 435 | 4 | A | D8TA 7003-JB | 6C | 70.4 | 1,2,4 |
| D8TA-KB | NP | 435 | 4 | A | D8TA 7003-KB | 6C | 70.4 | 1,2,4 |
| D8TA-LB | NP | 435 | 4 | A | D8TA 7003-LB | 6C | 70.4 | 1,2,4 |
| D8TA-MB | NP | 435 | 4 | A | D8TA 7003-MB | 6C | 70.4 | 1,2,4 |
| D9TA-CA | W | T-18 | 4 | F | D9TZ 7003-CA | 7E | 70.4 | 3, 4 |
| D9TA-CB | W | T-18 | 4 | F | D9TA 7003-CB | 7E | 70.4 | 3,4 |
| D9TA-FB | W | T-18 | 4 | F | D9TA 7003-FB | 7F | 70.4 | 3,4 |
| D9TA-GB | W | T-18 | 4 | F | D9TA 7003-GB | 7F | 70.4 | 3,4 |
| D9TA-HB | W | T-18 | 4 | F | D9TA 7003-HB | 7F | 70.4 | 3,4 |
| D9TA-JA | NP | 435 | 4 | A | D9TA 7003-JA | 6D | 70.4 | 1,2,4 |
| D9TA-KA | NP | 435 | 4 | A | D9TA 7003-KA | 6D | 70.4 | 1,2,4 |
| D9TA-LA | NP | 435 | 4 | A | D9TA 7003-LA | 6D | 70.4 | 1,2,4 |
| D9TA-MA | NP | 435 | 4 | A | D9TA 7003-MA | 6D | 70.4 | 1,2,4 |
| D9TA-NA | NP | 435 | 4 | A | D9TA 7003-NA | 6D | 70.4 | 1,2,4 |
| D9TA-RA | NP | 435 | 4 | A | D9TA 7003-RA | 6D | 70.4 | 1,2,4 |
| D9TA-SB | W | T-18 | 4 | F | D9TA 7003-SB | 7F | 70.4 | 3,4 |

1973/79
TRUCK SERIES 100/500

| IDENTIFICATION NUMBER | MANUFACTURER | | SPEED | CODE | PART NUMBER | PARTS LIST 70. | ILLUSTRATIONS | |
|---|--------------|-------|-------|------|--------------------|----------------|---------------|-----------|
| | NAME | MODEL | | | | | SECTION | PAGE |
| TRANSMISSION IDENTIFICATION CHART — Cont'd | | | | | | | | |
| Notes: ● — Warranty Code ▲ — C—Clark, F—Ford, NP—New Process, W—Warner, FD—Ford, ★—Obsolete | | | | | | | | |
| C9TA 7A195-A | S | 21-TC | | | ★ C9TA 7A195-A | 17A | 70 | 1, 2 |
| D3TA 7A195-AA | NP | 205 | | | ★ D3TA 7A195-AA | 17B | 70 | 3, 4 |
| D3TA 7A195-BA | NP | 205 | | | ★ D3TA 7A195-BA | 17C | 70 | 5, 6 |
| D4TZ 7A195-A | NP | 203 | | | ★ D4TZ 7A195-A | 17D | 70 | 7, 9 |
| ED D4TA 7A195-DD | NP | 203 | | | ★ ED D4TA 7A195-DD | 17D | 70 | 7, 9 |
| D4TA 7A195-EA | NP | 203 | | | ★ D4TA 7A195-EA | 17E | 70 | 8, 10, 11 |
| D4TA 7A195-EB | NP | 203 | | | ★ D4TA 7A195-EB | 17E | 70 | 8, 10, 11 |
| D6TA 7A195-CA | NP | 203 | | | ★ D6TA 7A195-CA | 17D | 70 | 7, 9 |
| D6TA 7A195-DA | NP | 203 | | | ★ D6TA 7A195-DA | 17D | 70 | 7, 9 |
| D6TA 7A195-EA | NP | 203 | | | ★ D6TA 7A195-EA | 17D | 70 | 7, 9 |
| ED D7TA 7A195-AA | NP | 205 | | | ★ ED D7TA 7A195-AA | 17C | 70 | 7, 9 |
| D7TA 7A195-AB | NP | 205 | | | ★ D7TA 7A195-AB | 17C | 70 | 7, 9 |
| D7TA 7A195-BA | NP | 203 | | | ★ D7TA 7A195-BA | 17F | 70 | 3, 10 |
| ED D7TA 7A195-BA | NP | 203 | | | ★ ED D7TA 7A195-BA | 17F | 70 | 3, 10 |
| ED1 D7TA 7A195-BA | NP | 203 | | | ★ ED D7TA 7A195-BA | 17F | 70 | 3, 10 |
| D7TA 7A195-CA | NP | 205 | | | ★ D7TA 7A195-CA | 17B | 70 | 3, 10 |
| D7TA 7A195-JA | NP | 203 | | | ★ D7TA 7A195-JA | 17F | 70 | 3, 10 |
| D7TA 7A195-KA | NP | 205 | | | ★ D7TA 7A195-KA | 17C | 70 | 3, 10 |
| D7TA 7A195-NA | NP | 203 | | | ★ D7TA 7A195-NA | 17D | 70 | 3, 4 |
| D8TA 7A195-GA | NP | 205 | | | ★ D8TA 7A195-GA | 17C | 70 | 5, 6 |
| D8TA 7A195-GB | NP | 205 | | | ★ D8TA 7A195-GB | 17C | 70 | 5 |
| D8TA 7A195-HB | NP | 205 | | | ★ D8TA 7A195-HB | 17C | 70 | 5, 6 |
| D8TA 7A195-KA | NP | 205 | | | ★ D8TA 7A195-KA | 17C | 70 | 5, 6 |
| D8TA 7A195-KB | NP | 205 | | | ★ D8TA 7A195-KB | 17C | 70 | 5 |
| D8TA 7A195-LA | NP | 205 | | | ★ D8TA 7A195-LA | 17C | 70 | 5, 6 |
| D8TA 7A195-NA | NP | 203 | | | ★ D8TA 7A195-NA | 17G | 70 | 7, 9 |
| D8TA 7A195-NB | NP | 203 | | | ★ D8TA 7A195-NB | 17H | 70 | 9 |
| D8TA 7A195-NC | NP | 203 | | | ★ D8TA 7A195-NC | 17H | 70 | 9 |
| D8TA 7A195-RA | NP | 203 | | | ★ D8TA 7A195-RA | 17G | 70 | 7, 9 |
| D8TA 7A195-RB | NP | 203 | | | ★ D8TA 7A195-RB | 17H | 70 | 9 |
| D8TA 7A195-RC | NP | 203 | | | ★ D8TA 7A195-RC | 17H | 70 | 9 |
| D8TA 7A195-SA | NP | 203 | | | ★ D8TA 7A195-SA | 17G | 70 | 7, 9 |
| D8TA 7A195-SB | NP | 203 | | | ★ D8TA 7A195-SB | 17H | 70 | 9 |
| D8TA 7A195-SC | NP | 203 | | | ★ D8TA 7A195-SC | 17H | 70 | 9 |
| D8TA 7A195-TA | NP | 203 | | | ★ D8TA 7A195-TA | 17G | 70 | 7, 9 |
| D8TA 7A195-TB | NP | 203 | | | ★ D8TA 7A195-TB | 17H | 70 | 9 |
| D8TA 7A195-TC | NP | 203 | | | ★ D8TA 7A195-TC | 17H | 70 | 9 |
| D8TA 7A195-VA | NP | 205 | | | ★ D8TA 7A195-VA | 17C | 70 | 5 |
| D8TA 7A195-YA | NP | 205 | | | ★ D8TA 7A195-YA | 17C | 70 | 5 |
| D9TA 7A195-LA | NP | 205 | | | ★ D9TA 7A195-LA | 17J | 70 | 5 |
| D9TA 7A195-NA | NP | 203 | | | ★ D9TA 7A195-NA | 17K | 70 | 14 |
| D9TA 7A195-TA | NP | 203 | | | ★ D9TA 7A195-TA | 17K | 70 | 14 |
| D9TA 7A195-UB | NP | 205 | | | ★ D9TA 7A195-UB | 17J | 70 | 5 |
| D9TA 7A195-VA | NP | 205 | | | ★ D9TA 7A195-VA | 17J | 70 | 5 |
| D9TA 7A195-YA | NP | 205 | | | ★ D9TA 7A195-YA | 17J | 70 | 5 |
| D8NF5-GB | NP | 205 | | | D8TA 7A195-GB | 17C | 70 | 5 |
| D8NF5-KB | NP | 205 | | | D8TA 7A195-KB | 17C | 70 | 5 |
| D8NF5-NB | NP | 203 | | | D8TA 7A195-NB | 17H | 70 | 9 |
| D8NF5-NC | NP | 203 | | | D8TA 7A195-NC | 17H | 70 | 9 |
| D8NF5-RB | NP | 203 | | | D8TA 7A195-RB | 17H | 70 | 9 |
| D8NF5-RC | NP | 203 | | | D8TA 7A195-RC | 17H | 70 | 9 |
| D8NF5-SB | NP | 203 | | | D8TA 7A195-SB | 17H | 70 | 9 |
| D8NF5-SC | NP | 203 | | | D8TA 7A195-SC | 17H | 70 | 9 |
| D8NF5-TB | NP | 203 | | | D8TA 7A195-TB | 17H | 70 | 9 |
| D8NF5-TC | NP | 203 | | | D8TA 7A195-TC | 17H | 70 | 9 |
| D8NF5-VA | NP | 205 | | | D8TA 7A195-VA | 17C | 70 | 5 |
| D8NF5-YA | NP | 205 | | | D8TA 7A195-YA | 17C | 70 | 5 |

1973/79
TRUCK SERIES 100/500

| IDENTIFICATION NUMBER | MANUFACTURER | | SPEED | CODE | PART NUMBER | PARTS LIST 70. | ILLUSTRATIONS | | |
|---|--------------|-------|-------|------|----------------|----------------|---------------|------|--|
| | NAME | MODEL | | | | | SECTION | PAGE | |
| TRANSMISSION IDENTIFICATION CHART — Cont'd | | | | | | | | | |
| Notes: ● - Warranty Code ▲ - C-Clark, F-Ford, NP-New Process, W-Warner, FD-Ford, ★-Obsolete | | | | | | | | | |
| RAB-H1, H2, H3 | FD | L/D | 3 | C | ★ D3UZ 7003-B | 1B | 70.3 | 1, 3 | |
| RAB-J1, J2, J3 | FD | L/D | 3 | C | ★ D3UZ 7003-C | 1B | 70.3 | 1, 3 | |
| RAB-K1, K2 | FD | L/D | 3 | C | ★ D3UZ 7003-A | 1B | 70.3 | 1, 3 | |
| RAB-L1, L2, L3 | FD | L/D | 3 | C | ★ D3TZ 7003-C | 1A | 70.3 | 1, 2 | |
| RAB-N1, N2, N3 | FD | L/D | 3 | C | ★ D3TZ 7003-A | 1A | 70.3 | 1, 2 | |
| RAB-P1, P2 | FD | L/D | 3 | C | ★ D3UZ 7003-D | 1B | 70.3 | 1, 6 | |
| RAB-R | FD | L/D | 3 | C | ★ D3TZ 7003-C | 1C | 70.3 | 1, 2 | |
| RAB-S,S2 | FD | L/D | 3 | C | ★ D3TZ 7003-A | 1C | 70.3 | 1, 2 | |
| RAB-T | FD | L/D | 3 | C | ★ D5UR 7003-AA | 1D | 70.3 | 1, 6 | |
| RAB-U | FD | L/D | 3 | C | ★ D5UR 7003-BA | 1C | 70.3 | 1, 6 | |
| RAB-V | FD | L/D | 3 | C | ★ D5UR 7003-CA | 1D | 70.3 | 1, 6 | |
| RAB-W | FD | L/D | 3 | C | ★ D5UR 7003-DA | 1D | 70.3 | 1, 6 | |
| RAB-Y | FD | L/D | 3 | C | ★ D5TR 7003-CA | 1C | 70.3 | 1, 2 | |
| RAB-Z | FD | L/D | 3 | C | ★ D5TR 7003-DA | 1C | 70.3 | 1, 2 | |
| RAB-AA | FD | L/D | 3 | C | ★ D4UR 7003-CA | 1B | 70.3 | 1, 3 | |
| RAB-AB | FD | L/D | 3 | C | ★ D4UR 7003-DA | 1B | 70.3 | 1, 3 | |
| RAB-AC | FD | L/D | 3 | C | ★ D4UR 7003-EA | 1B | 70.3 | 1, 3 | |
| RAB-AD | FD | L/D | 3 | C | ★ D4UR 7003-FA | 1B | 70.3 | 1, 3 | |
| RAB-AF | FD | L/D | 3 | C | ★ D5TR 7003-KA | 1C | 70.3 | 1, 2 | |
| RAB-AG | FD | L/D | 3 | C | D5TR 7003-LA | 1C | 70.3 | 1, 2 | |
| RAB-AN | FD | L/D | 3 | C | ★ D9TR 7003-GA | 1C | 70.3 | 1, 2 | |
| RAN-BP1 | FD | L/D | 3 | C | ★ D3UZ 7003-A | 1B | 70.3 | 1, 3 | |
| RAN-BR1,CL | FD | L/D | 3 | C | ★ D3UZ 7003-B | 1B | 70.3 | 1, 3 | |
| RAN-BS1,CM | FD | L/D | 3 | C | ★ D3UZ 7003-C | 1B | 70.3 | 1, 3 | |
| RAN-CB1 | FD | L/D | 3 | C | ★ D3UZ 7003-D | 1B | 70.3 | 1, 3 | |
| RAN-CC1, CC2 | FD | L/D | 3 | C | ★ D3TZ 7003-A | 1A | 70.3 | 1, 3 | |
| RAN-CE1, CE2 | FD | L/D | 3 | C | ★ D3TZ 7003-C | 1A | 70.3 | 1, 2 | |
| RAN-CH | FD | L/D | 3 | C | ★ D3TZ 7003-A | 1C | 70.3 | 1, 2 | |
| RAN-CJ | FD | L/D | 3 | C | ★ D3TZ 7003-C | 1C | 70.3 | 1, 2 | |
| RAT-BX1, BX2 | FD | M/D | 3 | C | ★ D3UZ 7003-E | 1B | 70.3 | 1, 3 | |
| RAT-BY1, BY2, BY4 | FD | M/D | 3 | C | ★ D3UZ 7003-F | 1B | 70.3 | 1, 3 | |
| RAT-CF1, CF2 | FD | M/D | 3 | C | ★ D3TZ 7003-E | 1A | 70.3 | 1, 2 | |
| RAT-CG1, CG2 | FD | M/D | 3 | C | ★ D3TZ 7003-F | 1A | 70.3 | 1, 2 | |
| RAT-CH1, CH2 | FD | M/D | 3 | C | ★ D3TZ 7003-G | 1A | 70.3 | 1, 2 | |
| RAT-CJ1, CJ2 | FD | M/D | 3 | C | ★ D3TZ 7003-H | 1A | 70.3 | 1, 2 | |
| RAT-CK1, CK2 | FD | M/D | 3 | C | ★ D3TZ 7003-J | 1A | 70.3 | 1, 2 | |
| RAT-CP | FD | M/D | 3 | C | ★ D5TR 7003-EA | 1C | 70.3 | 1, 3 | |
| RAT-CR | FD | M/D | 3 | C | ★ D5TR 7003-FC | 1C | 70.3 | 1, 2 | |
| RAT-CS | FD | M/D | 3 | C | ★ D5TR 7003-GA | 1C | 70.3 | 1, 2 | |
| RAT-CU | FD | M/D | 3 | C | ★ D5UR 7003-EA | 1D | 70.3 | 1, 6 | |
| RAT-CV | FD | M/D | 3 | C | D5UR 7003-FA | 1D | 70.3 | 1, 6 | |
| RAT-CW | FD | M/D | 3 | C | ★ D5UR 7003-GA | 1D | 70.3 | 1, 6 | |
| RAT-CZ | FD | M/D | 3 | C | ★ D5TR 7003-MA | 1C | 70.3 | 1, 2 | |
| RAT-DA | FD | M/D | 3 | C | ★ D5TR 7003-NA | 1C | 70.3 | 1, 2 | |
| RAT-DL | FD | M/D | 3 | C | ★ D7TR 7003-GA | 1C | 70.3 | 1, 2 | |
| RAT-DM | FD | M/D | 3 | C | ★ D7TR 7003-HA | 1C | 70.3 | 1, 2 | |
| RAT-DN | FD | M/D | 3 | C | D7UR 7003-JA | 1D | 70.3 | 1, 6 | |
| RAT-EB | FD | M/D | 3 | C | ★ D9TR 7003-FA | 1C | 70.3 | 1, 2 | |
| RAT-ED | FD | M/D | 3 | C | ★ D9TR 7003-JA | 1C | 70.3 | 1, 2 | |
| RAT-EE | FD | M/D | 3 | C | ★ D9TR 7003-KA | 1C | 70.3 | 1, 2 | |
| RAT-EF | FD | M/D | 3 | C | ★ D9TR 7003-LA | 1C | 70.3 | 1, 2 | |
| RAT-EG | FD | M/D | 3 | C | ★ D9UR 7003-CA | 1D | 70.3 | 1, 6 | |
| RAT-EH | FD | M/D | 3 | C | ★ D9UR 7003-DA | 1D | 70.3 | 1, 6 | |
| RAT-EK | FD | M/D | 3 | C | D9UR 7003-FA | 1D | 70.3 | 1, 6 | |
| RAT-EL | FD | M/D | 3 | C | ★ D9TR 7003-MA | 1C | 70.3 | 1, 2 | |
| RUG-CA | FD | O/D | 4 | C | ★ D8TR 7003-JA | 10A | 70.4 | 6 | |
| RUG-CB | FD | O/D | 4 | C | ★ D8TR 7003-KA | 10A | 70.4 | 6 | |
| RUG-CD | FD | O/D | 4 | C | ★ D8TR 7003-MA | 10A | 70.4 | 6 | |

1973/79 TRUCK SERIES 100/500

| IDENTIFICATION NUMBER | MANUFACTURER | | SPEED | CODE | PART NUMBER | PARTS LIST 70. | ILLUSTRATIONS | |
|---|--------------|-----------|-------|------|---------------|----------------|---------------|---------|
| | NAME | MODEL | | | | | SECTION | PAGE |
| TRANSMISSION IDENTIFICATION CHART — Cont'd | | | | | | | | |
| Notes: ● — Warranty Code ▲ — C—Clark, F—Ford, NP—New Process, W—Warner, FD—Ford, ★—Obsolete | | | | | | | | |
| RUG-CJ | FD | O/D | 4 | | ★D8UR 7003-CA | 10A | 70.4 | 6 |
| RUG-CK | FD | O/D | 4 | | ★D8UR 7003-DA | 10A | 70.4 | 6 |
| RUG-CL | FD | O/D | 4 | | D8UR 7003-EA | 10A | 70.4 | 6 |
| H6C4LA | C | 280V0 | 5 | 4 | D3TZ 7004-C | 9B | 70.5 | 2,5 |
| H6C4MA | C | 282V | 5 | 2 | D3TZ 7004-B | 9B | 70.5 | 2,5 |
| H6C4NA | C | 285V | 5 | M | D3TZ 7004-A | 9B | 70.5 | 2,5 |
| H7N4GA | NP | 542-FL | 5 | 0 | D7HT 7004-GA | 8A | 70.5 | 3,4 |
| H7N4JA | NP | 542-FD | 5 | 9 | D7HT 7004-JA | 8B | 70.5 | 3,4 |
| T0C4L | C | 285-V-33 | 5 | M | DOTA 7004-L | 9A | 70.5 | 1, 2 |
| T0C4M | C | 282-V-36 | 5 | 2 | DOTA 7004-M | 9A | 70.5 | 1, 2 |
| T0C4N | C | 280-V0-11 | 5 | 4 | DOTA 7004-N | 9A | 70.5 | 1, 2 |
| T0W4K | W | T18 | 4 | F | DOTZ 7004-B | 7A | 70.4 | 3, 4 |
| T1N4AA | NP | 435 | 4 | A | D1TZ 7004-A | 6A | 70.4 | 1, 2, 5 |
| T1N4BA | NP | 542-FL | 5 | φ | D1TA 7004-BA | 8A | 70.5 | 3, 4 |
| T1N4CA | NP | 542-F0 | 5 | T | D1TA 7004-CA | 8C | 70.5 | 3, 4 |
| T1N4DA | NP | 542-FD | 5 | 9 | D1TA 7004-DA | 8B | 70.5 | 3, 4 |
| T3C4CA | C | 280-V0-18 | 5 | 4 | D3TZ 7004-C | 9B | 70.5 | 2, 5 |
| T3C4DA | C | 282-V-55 | 5 | 2 | D3TZ 7004-B | 9B | 70.5 | 2, 5 |
| T3C4EA | C | 285-V-54 | 5 | M | D3TZ 7004-A | 9B | 70.5 | 2, 5 |
| T9W4G | W | T19 | 4 | P | C9TA 7004-G | 7B | 70.4 | 3, 5 |
| T7N3RB | NP | 435 | 4 | A | D7TA 7003-RB | 6B | 70.4 | 1, 2, 4 |
| T7N3AMA | NP | 435 | 4 | A | D7TA 7003-AMA | 6B | 70.4 | 1, 2, 4 |
| T7N3ANA | NP | 435 | 4 | A | D7TA 7003-ANA | 6B | 70.4 | 1, 2, 4 |
| T7N3ARA | NP | 435 | 4 | A | D7TA 7003-ARA | 6B | 70.4 | 1, 2, 4 |
| T7N3ASA | NP | 435 | 4 | A | D7TA 7003-ASA | 6B | 70.4 | 1, 2, 4 |
| T7N3ATA | NP | 435 | 4 | A | D7TA 7003-ATA | 6B | 70.4 | 1, 2, 4 |
| T7N3AUA | NP | 435 | 4 | A | D7TA 7003-AUA | 6B | 70.4 | 1, 2, 4 |
| T7N3AVA | NP | 435 | 4 | A | D7TA 7003-AVA | 6B | 70.4 | 1, 2, 4 |
| T7N3BAA | NP | 435-FL | 4 | A | D7TA 7003-BAA | 6B | 70.4 | 1,2,4 |
| T7W3AAA | W | T18 | 4 | F | D7TA 7003-AAA | 7D | 70.4 | 3, 4 |
| T7W3BBA | W | T18 | 4 | F | D7TA 7003-BBA | 7D | 70.4 | 3,4 |
| T7W3BCA | W | T18 | 4 | F | D7TA 7003-BCA | 7D | 70.4 | 3,4 |
| 9LA | NP | 205 | | | D9TA 7A195-LA | 17J | 70 | 5 |
| 9NA | NP | 203 | | | D9TA 7A195-NA | 17K | 70 | 14 |
| 9TA | NP | 203 | | | D9TA 7A195-TA | 17K | 70 | 14 |
| 9UB | NP | 205 | | | D9TA 7A195-UB | 17J | 70 | 5 |
| 9VA | NP | 205 | | | D9TA 7A195-VA | 17J | 70 | 5 |
| 9YA | NP | 205 | | | D9TA 7A195-YA | 17J | 70 | 5 |
| 3N3CB | NP | 435 | 4 | A | D3TA 7003-CB | 6B | 70.4 | 1, 2, 5 |
| 3N3CC | NP | 435 | 4 | A | D3TA 7003-CC | 6B | 70.4 | 1, 2, 5 |
| 3N3DB | NP | 435 | 4 | A | D3TA 7003-DB | 6B | 70.4 | 1, 2, 5 |
| 3N3DC | NP | 435 | 4 | A | D3TA 7003-DC | 6B | 70.4 | 1, 2, 5 |
| 3N3KA | NP | 435 | 4 | A | D3TA 7003-KA | 6B | 70.4 | 1, 2, 5 |
| 3N3KB | NP | 435 | 4 | A | D3TA 7003-KB | 6B | 70.4 | 1, 2, 5 |
| 3N3LA | NP | 435 | 4 | A | D3TA 7003-LA | 6B | 70.4 | 1, 2, 5 |
| 3N3LB | NP | 435 | 4 | A | D3TA 7003-LB | 6B | 70.4 | 1, 2, 5 |
| 3N3MA | NP | 435 | 4 | A | D3TA 7003-MA | 6B | 70.4 | 1, 2, 5 |
| 3N3MB | NP | 435 | 4 | A | D3TA 7003-MB | 6B | 70.4 | 1, 2, 5 |
| 3N3NA | NP | 435 | 4 | A | D3TA 7003-NA | 6B | 70.4 | 1, 2, 5 |
| 3N3NB | NP | 435 | 4 | A | D3TA 7003-NB | 6B | 70.4 | 1, 2, 5 |
| 3N3RA | NP | 435 | 4 | A | D3TA 7003-RA | 6B | 70.4 | 1, 2, 5 |
| 3N3RB | NP | 435 | 4 | A | D3TA 7003-RB | 6B | 70.4 | 1, 2, 5 |
| 3N4AA | NP | 435 | 4 | A | D3TA 7004-AA | 6B | 70.4 | 1, 2, 5 |
| 3N4AB | NP | 435 | 4 | A | D3TA 7004-AB | 6B | 70.4 | 1, 2, 5 |
| 3W3AB | W | T18 | 4 | F | D3TA 7003-AB | 7C | 70.4 | 3, 4 |
| 3W3BB | W | T18 | 4 | F | D3TA 7003-BB | 7C | 70.4 | 3, 4 |
| 3W3EA | W | T18 | 4 | F | D3TA 7003-EA | 7C | 70.4 | 3, 4 |

1973/79
TRUCK SERIES 100/500

| IDENTIFICATION NUMBER | MANUFACTURER | | SPEED | CODE | PART NUMBER | PARTS LIST 70. | ILLUSTRATIONS | |
|---|--------------|-------|-------|------|---------------|----------------|---------------|---------|
| | NAME | MODEL | | | | | SECTION | PAGE |
| TRANSMISSION IDENTIFICATION CHART — Cont'd | | | | | | | | |
| Notes: ● - Warranty Code ▲ - C-Clark, F-Ford, NP-New Process, W-Warner, FD-Ford | | | | | | | | |
| 3W3EB | W | T18 | 4 | F | D3TA 7003-EB | 7C | 70.4 | 3, 4 |
| 3W3FA | W | T18 | 4 | F | D3TA 7003-FA | 7C | 70.4 | 3, 4 |
| 3W3FB | W | T18 | 4 | F | D3TA 7003-FB | 7C | 70.4 | 3, 4 |
| 3W3GA | W | T18 | 4 | F | D3TA 7003-GA | 7C | 70.4 | 3, 4 |
| 3W3GB | W | T18 | 4 | F | D3TA 7003-GB | 7C | 70.4 | 3, 4 |
| 3W3HA | W | T18 | 4 | F | D3TA 7003-HA | 7C | 70.4 | 3, 4 |
| 3W3HB | W | T18 | 4 | F | D3TA 7003-HB | 7C | 70.4 | 3, 4 |
| 3W3JA | W | T18 | 4 | F | D3TA 7003-JA | 7C | 70.4 | 3, 4 |
| 3W3JB | W | T18 | 4 | F | D3TA 7003-JB | 7C | 70.4 | 3, 4 |
| 4N3ACA | NP | 435 | 4 | A | D4TZ 7003-F | 6B | 70.4 | 1, 2, 5 |
| 4N3ADA | NP | 435 | 4 | A | D4TZ 7003-G | 6B | 70.4 | 1, 2, 5 |
| 4W3FA | W | T18 | 4 | F | D4TA 7003-FA | 7D | 70.4 | 3, 4 |
| 4W3GA | W | T18 | 4 | F | D4TA 7003-GA | 7D | 70.4 | 3, 4 |
| 4W3HA | W | T18 | 4 | F | D3TZ 7003-K | 7D | 70.4 | 3, 4 |
| 4W3JA | W | T18 | 4 | F | D3TZ 7003-L | 7D | 70.4 | 3, 4 |
| 4W3KA | W | T18 | 4 | F | D4TA 7003-KA | 7D | 70.4 | 3, 4 |
| 4W3LA | W | T18 | 4 | F | D3TZ 7003-M | 7D | 70.4 | 3, 4 |
| 4W3AAA | W | T18 | 4 | F | D4TA 7003-AAA | 7D | 70.4 | 3, 4 |
| 8W4U | W | T87 | 3 | E | C8TA 7004-U | 2A | 70.3 | 3, 4 |

| MODEL APPLICATION CHART | | | | | | | | | | | | | |
|--|------|-----------------------|--------------|--------|----------------------------|-----------------------|--|---|-----------------------|-------------|----------------|--------------|------|
| MODEL | YEAR | ENGINE | | | TRANSMISSION | | | | | PART NUMBER | PARTS LIST 70. | ILLUSTRATION | |
| | | T Y P E ⊕ | C Y L. | C.I.D. | S P E E D ▲ | M O D E L | I D E N T I F I C A T I O N | C A S E M A R K I N G | C O D E ● | | | SEC. | PAGE |
| ●-Warranty Code ▲C-Clark, F-Fuller, NP-New Process, S-Spicer, W-Warner, R-Rockwell ⊕-D-Diesel, G-Gas | | | | | | | | | | | | | |
| B SERIES | | | | | | | | | | | | | |

B500

Notes: % "Before Ser. S00,001", @ "From Ser. S00,001"
 Δ "Before Ser. V00,001", ▲ "From Ser. V00,001"

| | | | | | | | | | | | | | | |
|--|-------|---|-----|-----|---|----|----------|---------|--------|---|---|----|------|---------|
| | 73/76 | G | 6&8 | All | 4 | NP | 435 | 10395 | T1N4AA | A | D1TZ 7004-A r/b details | 6A | 70.4 | 1, 2, 4 |
| | 73 | G | 6&8 | All | 5 | C | 280-V011 | 283519 | T0C4N | 4 | ★% D0TA 7004-N r/b D3TZ 7004-C, D3TZ 7203-A & B7Q 7213-A | 9A | 70.5 | 1, 2, 5 |
| | 73/77 | G | 6&8 | All | 5 | C | 280-V018 | 284202 | T3C4CA | 4 | @ D3TZ 7004-C | 9B | 70.5 | 1, 5 |
| | 73 | G | 6&8 | All | 5 | C | 282-V36 | 283521 | T0C4M | 2 | ★% D0TA 7004-M r/b D3TZ 7004-B, D3TZ 7203-A & B7Q 7213-A | 9A | 70.5 | 1, 2 |
| | 73/77 | G | 6&8 | All | 5 | C | 282-V55 | 284203 | T3C4DA | 2 | @ D3TZ 7004-B | 9B | 70.5 | 1, 5 |
| | 73 | G | 6&8 | All | 5 | C | 285-V33 | 283523 | T0C4L | M | ★% D0TA 7004-L r/b D3TZ 7004-A, D3TZ 7203-A & B7Q 7213-A | 9A | 70.5 | 1, 2 |
| | 73/77 | G | 6&8 | All | 5 | C | 285-V54 | 284205 | T3C4EA | M | @ D3TZ 7004-A | 9B | 70.5 | 1, 5 |
| | 73/76 | G | 6&8 | All | 5 | NP | 542-FD | 10390 | T1N4DA | 9 | ★ D1TA 7004-DA r/b details | 8B | 70.5 | 3, 4 |
| | 73/76 | G | 6&8 | All | 5 | NP | 542-FL | 10386 | T1N4BA | φ | ★ D1TA 7004-BA r/b details | 8A | 70.5 | 3, 4 |
| | 73/76 | G | 6&8 | All | 5 | NP | 542-F0 | 10388 | T1N4CA | T | ★ D1TA 7004-CA r/b details | 8C | 70.5 | 3, 4 |
| | 73/77 | G | 6&8 | All | 4 | W | T19 | AS7-T19 | T9W46 | P | C9TA 7004-G | 7B | 70.4 | 5 |
| | 77 | G | 8 | All | 5 | NP | 542-FL | 10917 | H7N4GA | φ | D7HT 7004-GA | 8A | 70.5 | 3, 4 |

**1973/79
TRUCK SERIES 100/500**

MODEL APPLICATION CHART

| MODEL | YEAR | ENGINE | | | TRANSMISSION | | | | PART NUMBER | PARTS LIST 70. | ILLUSTRATION | | | |
|---|-------|-----------------------|--------------|----------|----------------------------|-------------------|-------|-------------------------------------|-------------|----------------|------------------------------|-----------------------|------|------|
| | | T Y P E ⊕ | C Y L. | C.I.D. | S P E E D ▲ | M F E R. | MODEL | IDENTIFICATION | | | CASE MARKING | C O D E ● | SEC. | PAGE |
| ●—Warranty Code ▲—Clark, F—Fuller, NP—New Process, S—Spicer, W—Warner, R—Rockwell ⊕—D—Diesel, G—Gas E SERIES | | | | | | | | | | | | | | |
| E100/350 Notes: † "Before Ser. V00,001", ‡ "From Ser. V00,001" | | | | | | | | | | | | | | |
| 6 TOOTH SPEED. D/GEAR | | | | | | | | | | | | | | |
| 105" W/B | 73/74 | G | 6 | 240 | 3 | FD | L/D | RAB-P1, P2, RAN-CB1 | | C | †★D3UZ 7003-D r/bdetails | 1B | 70.3 | 1, 3 |
| | 74 | G | 6 | 240, 300 | 3 | FD | L/D | RAB-AD | | C | ★‡D4UR 7003-FA r/bdetails | 1B | 70.3 | 1, 3 |
| 123" W/B | 73 | G | 6 | 240 | 3 | FD | L/D | RAB-K1, K2, RAN-BP1 | | C | †★D3UZ 7003-A r/bdetails | 1B | 70.3 | 1, 3 |
| | 74 | G | 6 | 240, 300 | 3 | FD | L/D | RAB-AC | | C | ★‡D4UR 7003-EA r/bdetails | 1B | 70.3 | 1, 3 |
| 124" W/B | 75 | G | 6 | 300 | 3 | FD | L/D | RAB-V | | C | ★D5UR 7003-CA r/bdetails | 1D | 70.3 | 1, 6 |
| 138" W/B | 75/76 | G | 6 | 300 | 3 | FD | L/D | RAB-W | | C | ★D5UR 7003-DA r/bdetails | 1D | 70.3 | 1, 6 |
| | 75/78 | G | 8 | 300,351 | 3 | FD | M/D | RAT-CV | | C | ★D5UR 7003-FA r/bdetails | 1D | 70.3 | 1, 6 |
| | 79 | G | 6&8 | 300,351 | 3 | FD | M/D | RAT-EH | | C | ★D9UR 7003-DA | 1D | 70.3 | 1, 6 |
| 138" W/B | 78/ | G | 6 | 300 | 4 | FD | | RUG-CJ | | | ★D8UR 7003-CA | 10A | 70.4 | 6 |
| 7 TOOTH SPEED. D/GEAR | | | | | | | | | | | | | | |
| 105" W/B | 73/74 | G | 6 | 240, 300 | 3 | FD | L/D | RAB-H1, H2, H3 RAN-BR1, CL | | C | †★D3UZ 7003-B r/bdetails | 1B | 70.3 | 1, 3 |
| 105" W/B | 74 | G | 6&8 | All | 3 | FD | L/D | RAB-AB | | C | ★‡D4UR 7003-DA r/bdetails | 1B | 70.3 | 1, 3 |
| | 73/74 | G | 8 | 302 | 3 | FD | M/D | RAT-BX1, BX2 | | C | ★D3UZ 7003-E r/bdetails | 1B | 70.3 | 1, 3 |
| 123" W/B | 73/74 | G | 6 | 240, 300 | 3 | FD | L/D | RAB-J1, J2, J3 RAN-BS1, CM | | C | †★D3UZ 7003-C r/bdetails | 1B | 70.3 | 1, 3 |
| | 74 | G | 6&8 | All | 3 | FD | L/D | RAB-AA | | C | ★‡D4UR 7003-CA r/bdetails | 1B | 70.3 | 1, 3 |
| | 73/74 | G | 8 | 302 | 3 | FD | M/D | RAT-BY1, BY2, BY4 | | C | ★D3UZ 7003-F r/bdetails | 1B | 70.3 | 1, 3 |
| 8 TOOTH SPEED. D/GEAR | | | | | | | | | | | | | | |
| 124" W/B | 75/ | G | 6 | 300,302 | 3 | FD | L/D | RAB-U | | C | ★D5UR 7003-BA | 1D | 70.3 | 1, 6 |
| | 75/ | G | 8 | 351 | 3 | FD | M/D | RAT-CW | | C | ★D5UR 7003-GA | 1D | 70.3 | 1, 6 |
| 138" W/B | 75/76 | G | 6 | 300 | 3 | FD | L/D | RAB-T | | C | ★D5UR 7003-AA r/bdetails | 1D | 70.3 | 1, 6 |
| | 75/78 | G | 8 | 351 | 3 | FD | M/D | RAT-CU | | C | ★D5UR 7003-EA r/bdetails | 1D | 70.3 | 1, 6 |
| | 79 | G | 8 | 351 | 3 | FD | | RAT-EG | | C | ★D9UR 7003-CA | 1D | 70 | 1, 6 |
| | 79 | G | 8 | 351 | 3 | FD | | RAT-EK | | C | D9UR 7003-FA | 1D | 70 | 1, 6 |
| 138" W/B | 78/ | G | 8 | 351 | 4 | FD | | RUG-CK | | | ★D8UR 7003-DA | 10A | 70.4 | 6 |
| 124",138" W/B | 78/ | G | 6 | 300,302 | 4 | FD | | RUG-CL | | | D8UR 7003-EA | 10A | 70.4 | 6 |

1973/79
TRUCK SERIES 100/500

| MODEL APPLICATION CHART | | | | | | | | | | | | | |
|-------------------------|------|-----------------------|--------------|--------|----------------------------|------------------------|-------|----------------|-----------------|-------------|-----------------------|----------------------|------|
| MODEL | YEAR | ENGINE | | | TRANSMISSION | | | | | PART NUMBER | ILLUSTRATION | | |
| | | T Y P E ⊕ | C Y L. | C.I.D. | S P E E D ▲ | M F E R. ▲ | MODEL | IDENTIFICATION | CASE MARKING | | C O D E ● | PARTS LIST 70. | SEC. |

●-Warranty Code ▲C-Clark, F-Fuller, NP-New Process, S-Spicer, W-Warner, R-Rockwell ⊕-D-Diesel, G-Gas

E SERIES — Cont'd

E100/350

Notes: † "Before Ser. V00,001", ‡ "From Ser. V00,001"

9 TOOTH SPEEDO. D/GEAR

| | | | | | | | | | | | | | |
|-----|---|---|---------|---|----|-----|--------|--|---|--------------|----|------|------|
| 77/ | G | 6 | 300,302 | 3 | FD | L/D | RAT-DN | | C | D7UR 7003-JA | 1D | 70.3 | 1, 6 |
|-----|---|---|---------|---|----|-----|--------|--|---|--------------|----|------|------|

F SERIES

F100

7 TOOTH SPEEDO. D/GEAR

Note 1 - When replacing a #RAB-R, S, #RAN-CH or #RAN-CJ trans. it will be necessary to change to 8 tooth speedometer drive gear, group 17285,

Note 2 - Except California

Note 3 - Use w/ Dana (Spicer) transfer case

Note 4 - Use w/ New Process transfer case

Notes: △ "Before Ser. U40,001", ◇ "Before Ser. T60,001", \$ Part time

▲ "From Ser. U40,001", ◊ "From Ser. T60,001", ⚡ Full time % "Before Ser. X00,001"

| | | | | | | | | | | | | | | | |
|-------------------------|-------|---|-----|----------|---|----|-----|---|-------|---|---------------------------------|---------|----|------|---------|
| 116" W/B | 73/74 | G | 6&8 | 240, 302 | 3 | FD | L/D | RAB-N1, N2,N3 RAB-S,S2, RAN-CC1, CC2, RAN-CH | | C | ★ D3TZ Note 1 r/b details | 7003-A | 1A | 70.3 | 1, 3 |
| | 75/76 | G | 8 | 360 | 3 | FD | M/D | RAT-CG1, CG2 | | C | ★ D3TZ r/b details | 7003-F | 1A | 70.3 | 1, 2 |
| 116" W/B | 75/76 | G | 6&8 | 300,302 | 3 | FD | 6/5 | RAB-Z | | C | ★ D5TR r/b details | 7003-DA | 1C | 70.3 | 1, 2 |
| | 75/76 | G | 8 | 360 | 3 | FD | M/D | RAT-CS | | C | ★ D5TR r/b details | 7003-GA | 1C | 70.3 | 1, 2 |
| | 73/74 | G | 6&8 | 240, 302 | 3 | FD | L/D | RAB-L1, L2,L3 RAB-R, RAN-CE1, CE2, RAN-CJ | | C | ★ D3TZ r/b details | 7003-C | 1A | 70.3 | 1, 2 |
| 133" W/B | 73/74 | G | 8 | 360 | 3 | FD | M/D | RAT-CJ1, CJ2 | | C | ★ D3TZ r/b details | 7003-H | 1A | 70.3 | 1, 2 |
| | 75/76 | G | 6&8 | 300, 302 | 3 | FD | L/D | RAB-Y | | C | ★ D5TR r/b details | 7003-CA | 1C | 70.3 | 1, 2 |
| | 75/76 | G | 6&8 | 300, 360 | 3 | FD | M/D | RAT-CP | | C | ★ D5TR r/b details | 7003-EA | 1C | 70.3 | 1, 2 |
| 133", 138", 155" W/B | 75/76 | G | 6&8 | All | 4 | NP | 435 | 10793 | 5N3DA | A | ★ D5TA Note 4 | 7003-DA | 6B | 70.4 | 1, 2, 4 |

**1973/79
TRUCK SERIES 100/500**

MODEL APPLICATION CHART

| MODEL | YEAR | ENGINE | | | TRANSMISSION | | | | | PART NUMBER | PARTS LIST 70. | ILLUSTRATION | |
|-------|------|-----------------------|--------------|--------|----------------------------|-------------------|-------|----------------|--------------|-------------|----------------|-----------------------|------|
| | | T Y P E ⊕ | C Y L. | C.I.D. | S P E E D ▲ | M F R. ▲ | MODEL | IDENTIFICATION | CASE MARKING | | | C O D E ● | SEC. |

●—Warranty Code ▲C—Clark, F—Fuller, NP—New Process, S—Spicer, W—Warner, R—Rockwell ⊕—D—Diesel, G—Gas
F SERIES — Cont'd

F100

7 TOOTH SPEEDO. D/GEAR

- Note 1 — When replacing a #RAB-R, S, #RAN-CH or #RAN-CJ trans. it will be necessary to change to 8 tooth speedometer drive gear, group 17285,
 Note 2 — Except California
 Note 3 — Use w/ Dana (Spicer) transfer case
 Note 4 — Use w/ New Process transfer case
 Notes: △ "Before Ser. U40,001", ◇ "Before Ser. T60,001", \$ Part time

| | | | | | | | | | | | | | | |
|-------|-------------|---|----------|------------|---|----|-----|------------|--------|---|---|----|------|---------|
| 2/W/D | 73 | G | 6&8 | All | 4 | NP | 435 | 10549 | 3N3KA | A | ★△ D3TA 7003-KA r/b D3TA 7003-KB | 6B | 70.4 | 1, 2, 4 |
| | 73/76 | G | 6&8 | All | 4 | NP | 435 | 10572 | 3N3KB | A | ★△ D3TA 7003-KB r/b details | 6B | 70.4 | 1, 2, 4 |
| | 73 | G | 6&8 | All | 4 | W | T18 | 1301000034 | 3W3EA | F | ★ D3TA 7003-EA r/b D3TZ 7003-M | 7C | 70.4 | 3, 5 |
| | 73/74 | G | 6&8 | All | 4 | W | T18 | 1301000110 | 3W3EB | F | ★◇ D3TA 7003-EB r/b D3TZ 7003-M | 7C | 70.4 | 3, 5 |
| | 74/76 | G | 6&8 | All | 4 | W | T18 | 1301000116 | 4W3LA | F | ∅ D3TZ 7003-M # D4TA 7003-LA | 7D | 70.4 | 3, 5 |
| | 73/74 | G | 8 | All | 4 | W | T18 | 1301000104 | 3W3AB | F | ★◇ D3TA 7003-AB r/b D4TA 7003-FA | 7C | 70.4 | 3, 5 |
| | 74/76 | G | 6&8 | All | 4 | W | T18 | 1301000118 | 4W3FA | F | ★∅ D4TA 7003-FA D7TA 7003-RA | 7D | 70.4 | 3, 5 |
| | 77 | G | 8 | All | 4 | NP | 435 | 10851 | 7N3RA | A | r/b details | 6B | 70.4 | 1, 2, 4 |
| 4/W/D | 73 | G | 6&8 | All | 4 | NP | 435 | 10555 | 3N3CB | A | ★ D3TA 7003-CB r/b D3TA 7003-CC | 6B | 70.4 | 1, 2, 4 |
| | 73 74/76 | G | 6&8 8 | All All | 4 | NP | 435 | 10578 | 3N3CC | A | ★ D3TA 7003-CC Note 3 r/b details | 6B | 70.4 | 1, 2, 4 |
| | 74/75 | G | 6 | All | 4 | NP | 435 | 10663 | 4N3ALA | A | ★ D4TA 7003-ALA Note 3 | 6B | 70.4 | 1, 2, 4 |

8 TOOTH SPEEDO. D/GEAR

- Notes: △ "Before Ser. U40,001", ◇ "Before Ser. T60,001", \$ Part Time
 ▲ "From Ser. U40,001", ∅ "From Ser. T60,001", ⚡ Full time % "Before Ser. X00,001"

| | | | | | | | | | | | | | | |
|-------------------------|-------|---|-----|---------|---|----|-----|-----------------|--|---|-------------------------------|-----|------|------|
| 116" W/B | 73/74 | G | 8 | 360 | 3 | FD | M/D | RAT-CH1, CH2 | | C | ★ D3TZ 7003-G | 1A | 70.3 | 1, 2 |
| 133" W/B | 73/74 | G | 8 | 360 | 3 | FD | M/D | RAT-CF1, CF2 | | C | ★ D3TZ 7003-E r/b details | 1A | 70.3 | 1, 2 |
| 133", 138" 155" W/B | 75/ | G | 6&8 | 300,302 | 3 | FD | L/D | RAB-AF | | C | ★ D5TR 7003-KA r/b details | 1C | 70.3 | 1, 2 |
| 116" W/B | 75/ | G | 6&8 | 300,302 | 3 | FD | L/D | RAB-AG | | C | ★ D5TR 7003-LA Note 2 | 1C | 70.3 | 1, 2 |
| 133", 138", 155" W/B | 75/78 | G | 8 | 351,360 | 3 | FD | M/D | RAT-CZ | | C | ★ D5TR 7003-MA Note 2 | 1C | 70.3 | 1, 2 |
| 116" W/B | 75/ | G | 8 | 351,360 | 3 | FD | M/D | RAT-DA | | C | ★ D5TR 7003-NA Note 2 | 1C | 70.3 | 1, 2 |
| 133,138,155 | 79 | G | 8 | 351 | 3 | FD | M/D | RAT-EB | | C | D9TR 7003-FA | 1C | 70.3 | 1, 2 |
| 133 | 79 | G | 8 | 302 | 3 | FD | L/D | RAB-AN | | C | ★ D9TR 7003-GA | 1C | 70.3 | 1, 2 |
| 116,133,138, 155 W/B | 78/ | G | 8 | 351 | 4 | FD | | RUG-CB | | | ★ D8TR 7003-KA | 10A | 70.4 | 6 |

1973/79
TRUCK SERIES 100/500

MODEL APPLICATION CHART

| MODEL | YEAR | ENGINE | | | TRANSMISSION | | | | | PART NUMBER | PARTS LIST 70. | ILLUSTRATION | |
|-------|------|-----------------------|--------------|--------|----------------------------|--------------|-------|----------------|--------------|-------------|----------------|-----------------------|------|
| | | T Y P E ⊕ | C Y L. | C.I.D. | S P E E D ▲ | M F R. | MODEL | IDENTIFICATION | CASE MARKING | | | C O D E ● | SEC. |

●-Warranty Code ▲-Clark, F-Fuller, NP-New Process, S-Spicer, W-Warner, R-Rockwell ⊕-D-Diesel, G-Gas

F SERIES — Cont'd

F100

8 TOOTH SPEED0. D/GEAR

Notes: Δ "Before Ser. U40,001", ◇ "Before Ser. T60,001", \$ Part Time
 ▲ "From Ser. U40,001", ♂ "From Ser. T60,001", ⚡ Full time % "Before Ser. X00,001"

| | | | | | | | | | | | | | | |
|-------------------------|-------|---|-----|----------|---|----|-----|------------|---------|---|------------------------------------|-----|------|---------|
| 116,133,138, 155 W/B | 78/ | G | 6&8 | 300,302 | 4 | FD | | RUG-CD | | | ★D8TR 7003-MA | 10A | 70.4 | 6 |
| 2/W/D | 73 | G | 8 | 302, 360 | 4 | W | T18 | 1301000035 | 3W3FA | F | ★D3TA 7003-FA r/b details | 7C | 70.4 | 3, 5 |
| | 73 | G | 8 | 302, 360 | 4 | W | T18 | 1301000105 | 3W3FB | F | ★◇D3TA 7003-FB r/bD4TA 7003-AAA | 7C | 70.4 | 3, 5 |
| | 73/78 | G | 6&8 | All | 4 | W | T18 | 1301000115 | 4W3AAA | F | ★♂D4TA 7003-AAA | 7D | 70.4 | 3, 5 |
| | 73 | G | 8 | 302, 360 | 4 | W | T18 | 1301000106 | 3W3BB | F | ★◇D3TA 7003-BB r/bD4TA 7003-GA | 7C | 70.4 | 3, 5 |
| | 73/ | G | 8 | All | 4 | W | T18 | 1301000117 | 4W3GA | F | D4TA 7003-GA3 | 7D | 70.4 | 3, 5 |
| | 73 | G | 8 | 302, 360 | 4 | NP | 435 | 10553 | 3N3LA | A | ★ΔD3TA 7003-LA r/b details | 6B | 70.4 | 1, 2, 4 |
| | 73/76 | G | 6&8 | All | 4 | NP | 435 | 10573 | 3N3LB | A | ★ΔD3TA 7003-LB r/b details | 6B | 70.4 | 1, 2, 4 |
| | 77 | G | 6&8 | All | 4 | NP | 435 | 10880 | T7N3ATA | A | D7TA 7003-ATA | 6B | 70.4 | 1,2,4 |
| | 78 | G | 6&8 | 300,351 | 4 | NP | 435 | 12001 | D8TA-JB | A | D8TA 7003-JB | 6C | 70.4 | 1,2,4 |

9 TOOTH SPEED0. D/GEAR

| | | | | | | | | | | | | | | |
|----------------|-------|---|-----|---------|---|----|-----|--------|--|---|---------------|----|------|------|
| 116", 133" W/B | 77/ | G | 6&8 | 300,302 | 3 | FD | L/D | RAT-DL | | C | ★D7TR 7003-GA | 1C | 70.3 | 1, 2 |
| 138",155" W/B | 77/78 | G | 6 | 300 | 3 | FD | L/D | RAT-DM | | C | ★D7TR 7003-HA | 1C | 70.3 | 1,2 |
| 138,155 | 79 | G | 6 | 300 | 3 | FD | M/D | RAT-EF | | C | ★D9TR 7003-LA | 1C | 70.3 | 1, 2 |

TRANSFER CASE ASSY.

| | | | | | | | | | | | | | | |
|-----|-------|---|-----|-----|--|----|-------|----------|--|--|--|-----|----|------|
| M/T | 73/76 | G | 6&8 | All | | S | 21-TC | 300756-2 | | | \$C9TA 7A195-A | 17A | 70 | 1, 2 |
| A/T | 73/74 | G | 8 | 360 | | NP | 205 | 10443 | | | ★\$D3TA 7A195-BA r/b details | 17C | 70 | 5, 6 |
| M/T | 75/76 | G | | | | | | | | | | | | |
| A/T | 74/75 | G | 8 | 360 | | NP | 203 | | | | ★♂D4TZ 7A195-A #EDD4TA 7A195-DD r/bD6TA 7A195-CA | 17D | 70 | 7,9 |
| | 76 | G | 8 | 360 | | NP | 203 | 10735 | | | ★♂D6TA 7A195-CA r/b details | 17D | 70 | 7, 9 |

F150

7 TOOTH SPEED0. D/GEAR

Notes: Δ "Before Ser. U40,001", ◇ "Before Ser. T60,001", \$ Part Time
 ▲ "From Ser. U40,001", ♂ "From Ser. T60,001", ⚡ Full time % "Before Ser. X00,001"

| | | | | | | | | | | | | | | |
|------------------------|-------|---|-----|---------|---|----|-----|------------|-------|---|-------------------------------|----|------|------|
| 133", 138" 155" W/B | 75/76 | G | 6&8 | 300,360 | 3 | FD | M/D | RAT-CP | | C | ★D5TR 7003-EA r/b details | 1C | 70.3 | 1, 2 |
| | 75/76 | G | 6&8 | 300,360 | 4 | W | T18 | 1301000116 | 4W3LA | F | D3TZ 7003-M # D4TA 7003-LA | 7D | 70.4 | 3 |
| | 75/76 | G | 8 | 390 | 4 | W | T18 | 1301000121 | 4W3KA | F | ★%D4TA 7003-KA | 7D | 70.4 | 3 |

**1973/79
TRUCK SERIES 100/500**

MODEL APPLICATION CHART

| MODEL | YEAR | ENGINE | | | TRANSMISSION | | | | | PART NUMBER | PARTS LIST 70. | ILLUSTRATION | | |
|---|-------|-----------------------|--------------|---------|----------------------------|-------------------|-------|----------------|--------------|-------------|----------------------------------|-----------------------|------|---------|
| | | T Y P E ⊕ | C Y L. | C.I.D. | S P E E D ▲ | M F R. ▲ | MODEL | IDENTIFICATION | CASE MARKING | | | C O D E ● | SEC. | PAGE |
| ●—Warranty Code ▲C—Clark, F—Fuller, NP—New Process, S—Spicer, W—Warner, R—Rockwell ⊕—D—Diesel, G—Gas | | | | | | | | | | | | | | |
| F SERIES — Cont'd | | | | | | | | | | | | | | |
| F150 | | | | | | | | | | | | | | |
| 7 TOOTH SPEEDO. D/GEAR | | | | | | | | | | | | | | |
| Notes: Δ "Before Ser. U40,001", ◇ "Before Ser. T60,001", \$ Part Time ▲ "From Ser. U40,001", ♂ "From Ser. T60,001", ⚡ Full time % "Before Ser. X00,001" | | | | | | | | | | | | | | |
| 133", 138" 155" W/B | 75/76 | G | 8 | 390 | 4 | NP | 435 | 10695 | 4W3ADA | A | ★ D4TZ 7003-G # D4TA 7003-ADA | 6B | 70.4 | 1, 2, 4 |
| | 76 | G | 6&8 | All | 4 | NP | 435 | 10572 | 3N3KB | A | ★ D3TA 7003-KB r/bdetails | 6B | 70.4 | 1, 2, 4 |
| | 75 | G | 8 | 390 | 4 | NP | 435 | 10575 | 3N3NB | A | ★% D3TA 7003-NB r/bdetails | 6B | 70.4 | 1, 2, 4 |
| | 76 | G | 6 | 300 | 3 | FD | L/D | RAB-Y | | C | ★ D5TR 7003-CA r/bdetails | 1C | 70.3 | 1, 2 |
| | 75/76 | G | 6&8 | All | 4 | NP | 435 | 10793 | 5N3DA | A | ★ D5TA 7003-DA r/bdetails | 6B | 70.4 | 1, 2, 4 |
| 4/W/D | 77 | G | 6 | 300 | 4 | NP | 435 | 10886 | T7N3AVA | A | D7TA 7003-AVA | 6B | 70.4 | 1, 2, 4 |
| | 77 | G | 8 | All | 4 | NP | 435 | 10851 | T7N3RA | A | D7TA 7003-RA r/bdetails | 6B | 70.4 | 1, 2, 4 |
| | 77 | G | 8 | 351-400 | 4 | NP | 435 | 10851 | T7N3RB | A | ★ D7TA 7003-RB r/bdetails | 6B | 70.4 | 1, 2, 4 |
| | 78 | G | 8 | All | 4 | NP | 435 | 12005 | D8TA-EB | A | D8TA 7003-EB | 6C | 70.4 | 1,2,4 |
| | 78 | G | 6 | 300 | 4 | NP | 435 | 12004 | D8TA-GB | A | D8TA 7003-GB | 6C | 70.4 | 1,2,4 |
| | 79 | G | 6&8 | All | 4 | W | T-18 | 1301000195 | D9TA-CA | F | D9TA 7003-CA | 7E | 70.4 | 3, 5 |
| | 79 | G | 8 | 351,400 | 4 | W | T-18 | 1301000201 | D9TA-CB | F | D9TA 7003-CB | 7E | 70.4 | 3,5 |
| | 79 | G | 8 | All | 4 | NP | 435 | 12090 | D9TA-JA | A | D9TA 7003-JA | 6D | 70.4 | 1,2,4 |
| | 79 | G | 6 | 300 | 4 | NP | 435 | 12089 | D9TA-LA | A | D9TA 7003-LA | 6D | 70.4 | 1,2,4 |
| 8 TOOTH SPEEDO. D/GEAR | | | | | | | | | | | | | | |
| | 75/78 | G | 6&8 | All | 3 | FD | M/D | RAT-CZ | | C | ★ D5TR 7003-MA | 1C | 70.3 | 1, 2 |
| | 76/ | G | 6 | 300,302 | 3 | FD | L/D | RAB-AG | | C | ★ D5TR 7003-LA | 1C | 70.3 | 1, 2 |
| | 75/ | G | 8 | 351,360 | 3 | FD | M/D | RAT-DA | | C | ★ D5TR 7003-NA | 1C | 70.3 | 1, 2 |
| | 75/78 | G | 6&8 | 300,302 | 3 | FD | L/D | RAB-AF | | C | ★ D5TR 7003-KA r/bdetails | 1C | 70.3 | 1, 2 |
| 138,155 | 79 | G | 8 | 351 | 3 | FD | M/D | RAT-EB | | C | ★ D9TR 7003-FA | 1C | 70.3 | 1, 2 |
| 138,155 | 79 | G | 6&8 | 300,302 | 3 | FD | L/D | RAB-AN | | C | ★ D9TR 7003-GA | 1C | 70.3 | 1, 2 |
| | 75/78 | G | 6&8 | All | 4 | W | T18 | 13-01-000-115 | | F | ★ D4TA 7003-AAA r/bdetails | 7D | 70.4 | 3, 4 |
| | 76 | G | 6&8 | All | 4 | NP | 435 | 10573 | 3N3LB | A | ★ D3TA 7003-LB r/bdetails | 6B | 70.4 | 1, 5 |
| 2/W/D | 77 | G | 6 | 300 | 4 | NP | 435 | 10880 | T7N3ATA | A | D7TA 7003-ATA | 6B | 70.4 | 1, 2, 4 |
| | 78 | G | 6&8 | 300,351 | 4 | NP | 435 | 12001 | D8TA-JB | A | ★ D8TA 7003-JB | 6C | 70.4 | 1,2,4 |
| | 79 | G | 6&8 | 300,351 | 4 | NP | 435 | 12088 | D9TA-KA | A | D9TA 7003-KA | 6D | 70.4 | 1,2,4 |
| 116,133,138 155 | 78/ | G | 8 | 351 | 4 | FD | | RUG-CB | | | ★ D8TR 7003-KA | 10A | 70.4 | 6 |
| 133,138,155 | 78/ | G | 6&8 | 300,302 | 4 | FD | | RUG-CD | | | ★ D8TR 7003-MA | 10A | 70.4 | 6 |
| | 79 | G | 6&8 | 300,351 | 4 | W | T-18 | 1301000198 | D9TA-GB | F | D9TA 7003-GB | 7F | 70.4 | 3,5 |
| 9 TOOTH SPEEDO. D/GEAR | | | | | | | | | | | | | | |
| 116",133" W/B | 77/ | G | 6&8 | 300,302 | 3 | FD | L/D | RAT-DL | | C | ★ D7TR 7003-GA | 1C | 70.3 | 1, 2 |
| 138",155" W/B | 77/78 | G | 6 | 300,302 | 3 | FD | L/D | RAT-DM | | C | ★ D7TR 7003-HA r/bdetails | 1C | 70.3 | 1, 2 |
| 138,155 | 79 | G | 8 | 302 | 3 | FD | M/D | RAT-EF | | C | ★ D9TR 7003-LA | 1C | 70.3 | 1, 2 |
| 133 | 79 | G | 6&8 | 300,302 | 3 | FD | MD | RAT-EL | | C | ★ D9TR 7003-MA | 1C | 70.3 | 1,2 |
| TRANSFER CASE ASSY. | | | | | | | | | | | | | | |
| M/T | 74/76 | G | 6&8 | All | | S | 21-TC | 300756-2 | | | \$C9TA 7A195-A | 17A | 70 | 1, 2 |
| M/T | 76/78 | G | 8 | All | | NP | 205 | 10443 | D3NF5BA | | ★ \$D3TA 7A195-BA | 17C | 70 | 5, 6 |
| | 76/77 | G | 8 | All | | NP | 205 | 10853 | | | \$ED D7TA 7A195-AA r/bdetails | 17C | 70 | 7, 9 |
| | 77/78 | G | 6&8 | All | | NP | 205 | 10888 | D7NF5AB | | \$D7TA 7A195-AB | 17C | 70 | 7,9 |

1973/79
TRUCK SERIES 100/500

MODEL APPLICATION CHART

| MODEL | YEAR | ENGINE | | | TRANSMISSION | | | | PART NUMBER | ILLUSTRATION | |
|-------|------|-----------------------|--------------|--------|----------------------------|-------------------|-------|----------------|-------------|-----------------|-----------------------|
| | | T Y P E ⊕ | C Y L. | C.I.D. | S P E E D ▲ | M F R. ▲ | MODEL | IDENTIFICATION | | CASE MARKING | C O D E ● |

●—Warranty Code ▲C—Clark, F—Fuller, NP—New Process, S—Spicer, W—Warner, R—Rockwell ⊕—D—Diesel, G—Gas

F SERIES — Cont'd

F150

TRANSFER CASE ASSY.

Notes: Δ "Before Ser. U40,001", ◇ "Before Ser. T60,001", \$ Part Time, @ "From S00,001"
 ▲ "From Ser. U40,001", ♂ "From Ser. T60,001", ⚡ Full time % "Before Ser. X00,001"

| | | | | | | | | | | | | | | |
|---------------------------------|-------|---|-----|---------|--|----|-----|-------|----------|--|--|-----|----|------|
| A/T "Before Ser. B50,000" | 76 | G | 8 | All | | NP | 203 | | | | ★ D4TZ 7A195-A EDD4TA 7A195-DD r/b D6TA 7A195-CA | 17D | 70 | 7, 9 |
| | 76 | G | 8 | All | | NP | 203 | 10735 | | | ★ ⚡ D6TA 7A195-CA r/b details | 17D | 70 | 7, 9 |
| A/T "From Ser. B50,001" | 76 | G | 8 | All | | NP | 203 | 10835 | | | ★ ⚡ D6TA 7A195-DA r/b D6TA 7A195-CA | 17D | 70 | 7, 9 |
| A/T | 77 | G | 8 | All | | NP | 203 | 10846 | | | ⚡ D6TA 7A195-EA | 17D | 70 | 7,9 |
| A/T | 77/78 | G | 6&8 | All | | NP | 205 | 10891 | D7NF5KA | | ★ \$ D7TA 7A195-KA | 17C | 70 | 3, 4 |
| A/T | 77 | G | 6&8 | All | | NP | 203 | 10889 | | | ⚡ D7TA 7A195-NA | 17D | 70 | 3,4 |
| 116.8" W/B | 78 | G | 8 | 400 | | NP | 205 | | D8NF5-GA | | \$ D8TA 7A195-GA | 17C | 70 | 5 |
| 116.8" W/B | 78 | G | 8 | 400 | | NP | 205 | | D8NF5-GB | | \$ D8TA 7A195-GB | 17C | 70 | 5 |
| 133" W/B | 78 | G | 8 | 400 | | NP | 205 | | D8NF5-HA | | \$ D8TA 7A195-HA | 17C | 70 | 5 |
| 116.8" W/B | 78 | G | 8 | 351 | | NP | 205 | | D8NF5-KA | | \$ D8TA 7A195-KA | 17C | 70 | 5 |
| 116.8" W/B | 78 | G | 8 | 351 | | NP | 205 | | D8NF5-KB | | \$ D8TA 7A195-KB | 17C | 70 | 5 |
| 133" W/B | 78 | G | 8 | 351 | | NP | 205 | | D8NF5-LA | | \$ D8TA 7A195-LA | 17C | 70 | 5 |
| A/T-SPR CAB | 77/78 | G | 6&8 | All | | NP | 203 | | D8NF5-NA | | ⚡ D8TA 7A195-NA | 17G | 70 | 9 |
| A/T-SPR CAB | 78 | G | 6&8 | All | | NP | 203 | | D8NF5-NB | | ⚡ D8TA 7A195-NB | 17H | 70 | 9 |
| A/T-SPR CAB | 78 | G | 6&8 | All | | NP | 203 | | D8NF5-NC | | ⚡ D8TA 7A195-NC | 17H | 70 | 9 |
| A/T | 78 | G | 6&8 | All | | NP | 203 | | D8NF5-RA | | ⚡ D8TA 7A195-RA | 17G | 70 | 9 |
| A/T | 78 | G | 6&8 | All | | NP | 203 | | D8NF5-RB | | ⚡ D8TA 7A195-RB | 17H | 70 | 9 |
| A/T | 78 | G | 6&8 | All | | NP | 203 | | D8NF5-RC | | ⚡ D8TA 7A195-RC | 17H | 70 | 9 |
| A/T | 78 | G | 8 | 351 | | NP | 203 | | D8NF5-SA | | ⚡ D8TA 7A195-SA | 17G | 70 | 9 |
| A/T | 78 | G | 8 | 351 | | NP | 203 | | D8NF5-SB | | ⚡ D8TA 7A195-SB | 17H | 70 | 9 |
| A/T | 78 | G | 8 | 351 | | NP | 203 | | D8NF5-SC | | ⚡ D8TA 7A195-SC | 17H | 70 | 9 |
| A/T | 78 | G | 8 | 400 | | NP | 203 | | D8NF5-TA | | ⚡ D8TA 7A195-TA | 17G | 70 | 9 |
| A/T | 78 | G | 8 | 400 | | NP | 203 | | D8NF5-TB | | ⚡ D8TA 7A195-TB | 17H | 70 | 9 |
| A/T | 78 | G | 8 | 400 | | NP | 203 | | D8NF5-TC | | ⚡ D8TA 7A195-TC | 17H | 70 | 9 |
| 116.8" W/B | 78 | G | 6&8 | All | | NP | 205 | | D8NF5-VA | | \$ D8TA 7A195-VA | 17C | 70 | 5 |
| SPR CAB | 78 | G | 6&8 | All | | NP | 205 | | D8NF5-YA | | \$ D8TA 7A195-YA | 17C | 70 | 5 |
| 9TTH SPDO | 79 | G | 8 | 351,400 | | NP | 205 | | 9LA | | \$ D9TA 7A195-LA | 17J | 70 | 5 |
| 7TTH SPDO-A/T | 79 | G | 6&8 | All | | NP | 203 | | 9NA | | ⚡ D9TA 7A195-NA | 17K | 70 | 14 |
| 9TTH SPDO-A/T | 79 | G | 8 | 351,400 | | NP | 203 | | 9TA | | ⚡ D9TA 7A195-TA | 17K | 70 | 14 |
| 7TTH SPDO-S/cab | 79 | G | 6&8 | All | | NP | 205 | | 9VA | | \$ D9TA 7A195-VA | 17J | 70 | 5 |
| 7TTH SPDO-116 WB | 79 | G | 6&8 | All | | NP | 205 | | 9UB | | \$ D9TA 7A195-UB | 17J | 70 | 5 |
| 7TTH SPDO-133 WB | 79 | G | 6&8 | All | | NP | 205 | | 9YA | | \$ D9TA 7A195-YA | 17J | 70 | 5 |

F250

6 TOOTH SPEEDO. D/GEAR

Notes: Δ "Before Ser. U40,001", ◇ "Before Ser. T60,001", \$ Part Time, @ "From S00,001"
 ▲ "From Ser. U40,001", ♂ "From Ser. T60,001", ⚡ Full time % "Before Ser. X00,001"

| | | | | | | | | | | | | | | |
|---------------------------|-------|---|-----|------------------|---|----|-----|-----------------|--|---|-------------------------------|-----|------|------|
| 133" W/B | 73/74 | G | 6&8 | 300, 360 | 3 | FD | M/D | RAT-CK1, CK2 | | C | ★ D3TZ 7003-J r/b details | 1A | 70.3 | 1, 2 |
| 133",155" W/B | 75 | G | 6&8 | 300, 360, 351 | 3 | FD | M/D | RAT-CR | | C | ★ D5TR 7003-FA r/b details | 1C | 70.3 | 1, 2 |
| 133,138,150, 155 | 79 | G | 6 | 300 | 3 | FD | M/D | RAT-ED | | C | ★ D9TR 7003-JA | 1C | 70 | 1, 2 |
| 133",138,150, 155" W/B | 78/ | G | 6 | 300 | 4 | FD | | RUG-CA | | | ★ D8TR 7003-JA | 10A | 70.4 | 6 |

1973/79
TRUCK SERIES 100/500

| MODEL APPLICATION CHART | | | | | | | | | | | | | |
|-------------------------|------|-----------------------|--------------|--------|----------------------------|-------------------|-------|----------------|--------------|-------------|----------------|-----------------------|------|
| MODEL | YEAR | ENGINE | | | TRANSMISSION | | | | | PART NUMBER | PARTS LIST 70. | ILLUSTRATION | |
| | | T Y P E ⊕ | C Y L. | C.I.D. | S P E E D ▲ | M F R. ▲ | MODEL | IDENTIFICATION | CASE MARKING | | | C O D E ● | SEC. |

●—Warranty Code ▲—Clark, F—Fuller, NP—New Process, S—Spicer, W—Warner, R—Rockwell ⊕—D—Diesel, G—Gas

F SERIES — Cont'd

| 6 TOOTH SPEED. D/GEAR | | | | | | | | | | | | | | |
|---|-------|----|-----|----------|---------|----|------|------------|---------|---------|-------------------------------------|--------------|------|---------|
| Notes: △ "Before Ser. U40,001", ◇ "Before Ser. T60,001", \$ Part Time, @ "From S00,001" ▲ "From Ser. U40,001", ⌀ "From Ser. T60,001", € Full time % "Before Ser. X00,001" | | | | | | | | | | | | | | |
| 2/W/D | 73 | G | 6&8 | 300, 360 | 4 | NP | 435 | 10548 | 3N3RA | A | ★△ D3TA 7003-RA r/b D3TA 7003-RB | 6B | 70.4 | 1, 2, 4 |
| | 73/76 | G | 6&8 | 300, 360 | 4 | NP | 435 | 10577 | 3N3RB | A | ★△ D3TA 7003-RB r/b details | 6B | 70.4 | 1, 2, 4 |
| | 73 | G | 8 | 390-2/B | 4 | NP | 435 | 10551 | 3N3MA | A | ★△ D3TA 7003-MA r/b D3TA 7003-MB | 6B | 70.4 | 1, 2, 4 |
| | 73/76 | G | 8 | 390-2/B | 4 | NP | 435 | 10574 | 3N3MB | A | ★△ D3TA 7003-MB | 6B | 70.4 | 1, 2, 4 |
| | 74/76 | G | 8 | 390-4/B | 4 | NP | 435 | 10694 | 4N3ACA | A | ★ D4TZ 7003-F # D4TA 7003-ACA | 6B | 70.4 | 1, 2, 4 |
| | 73 | G | 8 | 390 | 4 | W | T18 | 1301000038 | 3W3JA | F | ★ D3TA 7003-JA r/b D3TZ 7003-L | 7C | 70.4 | 3 |
| | 73/74 | G | 8 | 390 | 4 | W | T18 | 1301000108 | 3W3JB | F | ★◇ D3TA 7003-JB r/b D3TZ 7003-L | 7C | 70.4 | 3 |
| | 74/76 | G | 8 | 390 | 4 | W | T18 | 1301000120 | 4W3JA | F | ⌀ D3TZ 7003-L # D4TA 7003-JA | 7D | 70.4 | 3 |
| | 73 | G | All | All | 4 | W | T18 | 1301000036 | 3W3GA | F | ★ D3TA 7003-GA r/b D3TZ 7003-K | 7C | 70.4 | 3 |
| | 73/74 | G | All | All | 4 | W | T18 | 1301000107 | 3W3GB | F | ★◇ D3TA 7003-GB r/b D3TZ 7003-K | 7C | 70.4 | 3 |
| | 74/78 | G | All | All | 4 | W | T18 | 1301000119 | 4W3HA | F | ⌀ D3TZ 7003-K # D4TA 7003-HA | 7D | 70.4 | 3 |
| | 77 | G | 6&8 | 300,351 | 4 | NP | 435 | 40883 | T7N3AUA | A | D7TA 7003-AUA | 6B | 70.4 | 1, 2, 4 |
| | 77/78 | G | 8 | 400 | 4 | W | T18 | 1301000179 | T7W3BBA | F | ★ D7TA 7003-BBA | 7D | 70.4 | 3,4 |
| | 4/W/D | 78 | G | 6&8 | 300,351 | 4 | NP | 435 | 12000 | D8TA-HB | A | D8TA 7003-HB | 6C | 70.4 |
| 78 | | G | 8 | 400 | 4 | NP | 435 | 12006 | D8TA-MB | A | ★ D8TA 7003-MB | 6C | 70.4 | 1,2,4 |
| 78 | | G | 8 | All | 4 | NP | 435 | 12005 | D8TA-EB | A | D8TA 7003-EB | 6C | 70.4 | 1,2,4 |
| 79 | | G | 6&8 | 300,351 | 4 | W | T-18 | 1301000197 | D9TA-FB | F | D9TA 7003-FB | 7F | 70.4 | 3,5 |
| 79 | | G | 8 | 351,400 | 4 | NP | 435 | 12090 | D9TA-JA | A | D9TA 7003-JA | 6D | 70.4 | 1,2,4 |
| 79 | | G | 6&8 | 300,351 | 4 | NP | 435 | 12087 | D9TA-MA | A | D9TA 7003-MA | 6D | 70.4 | 1,2,4 |

| 7 TOOTH SPEED. D/GEAR | | | | | | | | | | | | | | |
|---|-------|---|-----|----------------------|---|----|-----|--------------|--------|---|-------------------------------------|----|------|---------|
| Notes: △ "Before Ser. U40,001", ◇ "Before Ser. T60,001", \$ Part Time ▲ "From Ser. U40,001", ⌀ "From Ser. T60,001", € Full time % "Before Ser. X00,001" | | | | | | | | | | | | | | |
| 133" W/B | 73/74 | G | 6&8 | 300, 360, 390-2/B | 3 | FD | M/D | RAT-CJ1, CJ2 | | C | ★ D3TZ 7003-H r/b details | 1A | 70.3 | 1, 2 |
| 133", 138" 155" W/B | 75/76 | G | 6&8 | 300, 360 | 3 | FD | M/D | RAT-CP | | C | ★ D5TR 7003-EA r/b details | 1C | 70.3 | 1, 3 |
| 2/W/D | 73 | G | 6&8 | 300, 360 | 4 | NP | 435 | 10549 | 3N3KA | A | ★△ D3TA 7003-KA r/b D3TA 7003-KB | 6B | 70.4 | 1, 2, 4 |
| | 73/76 | G | 6&8 | 300, 360, 390-2/B | 4 | NP | 435 | 10572 | 3N3KB | A | ★△ D3TA 7003-KB r/b details | 6B | 70.4 | 1, 2, 4 |
| | 74/76 | G | 8 | All | 4 | NP | 435 | 10695 | 4N3ADA | A | ★ D4TZ 7003-G # D4TA 7003-ADA | 6B | 70.4 | 1, 2, 4 |
| | 73 | G | 6&8 | 300, 360 | 4 | W | T18 | 1301000034 | 3W3EA | F | ★ D3TA 7003-EA r/b D3TZ 7003-M | 7C | 70.4 | 3 |
| | 73/74 | G | 6&8 | 300, 360 | 4 | W | T18 | 1301000110 | 3W3EB | F | ★◇ D3TA 7003-EB r/b D3TZ 7003-M | 7C | 70.4 | 3 |
| | 74/76 | G | 6&8 | 300, 360 | 4 | W | T18 | 1301000116 | 4W3LA | F | ⌀ D3TZ 7003-M # D4TA 7003-LA | 7D | 70.4 | 3 |

1973/79
TRUCK SERIES 100/500

MODEL APPLICATION CHART

| MODEL | YEAR | ENGINE | | | TRANSMISSION | | | | | PART NUMBER | PARTS LIST 70. | ILLUSTRATION | |
|-------|------|-----------------------|--------------|--------|-----------------------|-------------------|-------|----------------|--------------|-------------|----------------|------------------|------|
| | | T Y P E ⊕ | C Y L. | C.I.D. | S P E E D | M F E R. | MODEL | IDENTIFICATION | CASE MARKING | | | C O D E | SEC. |

●—Warranty Code ▲—Clark, F—Fuller, NP—New Process, S—Spicer, W—Warner, R—Rockwell ⊕—Diesel, G—Gas

F SERIES — Cont'd

F250

7 TOOTH SPEEDO. D/GEAR

Notes: △ "Before Ser. U40,001", ◇ "Before Ser. T60,001", \$ Part Time

▲ "From Ser. U40,001", ♂ "From Ser. T60,001", † Full time % "Before Ser. X00,001"

| | | | | | | | | | | | | | | |
|-------|-------|---|-----|---------|----|-----|-------|------------|---------|----------------|-------------------------------------|------|-------|---------|
| 2/W/D | 73 | G | 8 | 390 | 4 | W | T18 | 1301000037 | 3W3HA | F | ★ D3TA 7003-HA r/b D4TA 7003-KA | 7C | 70.4 | 3 |
| | 73/74 | G | 8 | 390 | 4 | W | T18 | 1301000109 | 3W3HB | F | ★◇ D3TA 7003-HB r/b D4TA 7003-KA | 7C | 70.4 | 3 |
| | 74/76 | G | 8 | 390 | 4 | W | T18 | 1301000121 | 4N3KA | F | ★⊕ D4TA 7003-KA | 7D | 70.4 | 3 |
| | 73 | G | 8 | 390 | 4 | NP | 435 | 10550 | 3N3NA | A | ★△ D3TA 7003-NA r/b D3TA 7003-NB | 6B | 70.4 | 1,2,4 |
| | 73/76 | G | 8 | 390 | 4 | NP | 435 | 10575 | 3N3NB | A | ★△ D3TA 7003-NB r/b details | 6B | 70.4 | 1,2,2,4 |
| | 77 | G | 8 | All | 4 | NP | 435 | 10851 | 7N3RA | A | ★ D7TA 7003-RA r/b details | 6B | 70.4 | 1,2,4 |
| 4/W/D | 73 | G | All | All | 4 | NP | 435 | 10554 | 3N3DB | A | ★△ D3TA 7003-DB r/b D3TA 7003-DC | 6B | 70.4 | 1, 2, 4 |
| | 73/76 | G | All | All | 4 | NP | 435 | 10576 | 3N3DC | A | ★△ D3TA 7003-DC r/b details | 6B | 70.4 | 1, 2, 4 |
| | 77 | G | 6&8 | All | 4 | NP | 435 | 10793 | 5N3DA | A | ★ D5TA 7003-DA r/b details | 6B | 70.4 | 1, 2, 4 |
| | 77 | G | 6&8 | 300,351 | 4 | NP | 435 | 10882 | T7N3ARA | A | ★ D7TA 7003-ARA r/b details | 6B | 70.4 | 1,2,4 |
| | 77 | G | 8 | 351,400 | 4 | NP | 435 | 10851 | T7N3RB | 4 | ★ D7TA 7003-RB r/b details | 6B | 70.4 | 1,2,4 |
| | 77 | G | 6 | 300 | 4 | NP | 435 | 10886 | T7N3AVA | A | ★ D7TA 7003-AVA | 6B | 70.4 | 1,2,4 |
| | 78 | G | 6 | 300 | 4 | NP | 435 | 12004 | D8TA-GB | A | ★ D8TA 7003-GB | 6C | 70.4 | 1,2,4 |
| | 79 | G | 8 | 351,400 | 4 | W | T-18 | 1301001201 | D9TA-CB | F | ★ D9TA 7003-CB | 7E | 70.4 | 3,5 |
| 79 | G | 6 | 300 | 4 | NP | 435 | 12089 | D9TA-LA | A | ★ D9TA 7003-LA | 6D | 70.4 | 1,2,4 | |

8 TOOTH SPEEDO. D/GEAR

| | | | | | | | | | | | | | | | |
|-----------------------------|-----------------------------|----|-----|---------|-----|----|------|---------------|---------|---|--------------------------------|----------------|------|---------|---|
| 2/W/D 133",138",155" | 75/78 | G | 6&8 | All | 3 | FD | M/D | RAT-CZ | | C | ★ D5TR 7003-MA | 1C | 70.3 | 1, 2 | |
| | 133,138,150", 155" W/B | 79 | G | 6 | 300 | 3 | FD | | RAT-EE | C | ★ D9TR 7003-KA | 1C | 70.3 | 1, 2 | |
| 133",138",150", 155" W/B | 76 | G | 6&8 | | 4 | NP | 435 | 10573 | 3N3LB | A | ★ D3TA 7003-LB r/b details | 6B | 70.4 | 1, 2, 4 | |
| | 75/78 | G | 6&8 | All | 4 | W | T18 | 13-01-000-115 | 4W3AAA | F | ★ D4TA 7003-AAA r/b details | 7D | 70.4 | 3 | |
| | 75/76 | G | 8 | All | 4 | NP | 435 | 10788 | 5N3BA | A | ★ D5TA 7003-BA r/b details | 6B | 70.4 | 1, 2, 4 | |
| | 77 | G | 6&8 | 300,351 | 4 | NP | 435 | 10880 | T7N3ATA | A | ★ D7TA 7003-ATA | 6B | 70.4 | 1,2,4 | |
| | 77 | G | 8 | 400 | 4 | NP | 435 | 10885 | T7N3AMA | A | ★ D7TA 7003-AMA | 6B | 70.4 | 1,2,4 | |
| | 77/78 | G | 8 | 400 | 4 | W | T18 | 1301000180 | T7W3BCA | F | ★ D7TA 7003-BCA | 7D | 70.4 | 3,4 | |
| | 78 | G | 6&8 | 300,351 | 4 | NP | 435 | 12001 | D8TA-JB | A | ★ D8TA 7003-JB | 6C | 70.4 | 1,2,4 | |
| | 78 | G | 8 | 400 | 4 | NP | 435 | 12007 | D8TA-LB | A | ★ D8TA 7003-LB | 6C | 70.4 | 1,2,4 | |
| | 79 | G | 6&8 | 300,351 | 4 | W | T-18 | 1301000198 | D9TA-GB | F | ★ D9TA 7003-GB | 7F | 70.4 | 3,5 | |
| | 79 | G | 8 | 400 | 4 | W | T-18 | 1301000199 | D9TA-HB | F | ★ D9TA 7003-HB | 7F | 70.4 | 3,5 | |
| | 79 | G | 6&8 | 300,351 | 4 | NP | 435 | 12088 | D9TA-KA | A | ★ D9TA 7003-KA | 6D | 70.4 | 1,2,4 | |
| | 79 | G | 8 | 400 | 4 | NP | 435 | 12092 | D9TA-NA | A | ★ D9TA 7003-NA | 6D | 70.4 | 1,2,4 | |
| | 133",138",150", 155" W/B | 79 | G | 8 | 351 | 4 | FD | | RUG-CB | | | ★ D8TR 7003-KA | 10A | 70.4 | 6 |
| | 133",138",150", 155" W/B | 79 | G | 6 | 300 | 4 | FD | | RUG-CD | | | ★ D8TR 7003-MA | 10A | 70.4 | 6 |

**1973/79
TRUCK SERIES 100/500**

MODEL APPLICATION CHART

| MODEL | YEAR | ENGINE | | | TRANSMISSION | | | | | PART NUMBER | PARTS LIST 70. | ILLUSTRATION | |
|-------|------|------------------|--------------|--------|-----------------------|--------------|-------|----------------|--------------|-------------|----------------|------------------|------|
| | | T Y P E | C Y L. | C.I.D. | S P E E D | M F R. | MODEL | IDENTIFICATION | CASE MARKING | | | C O D E | SEC. |

●—Warranty Code ▲C—Clark, F—Fuller, NP—New Process, S—Spicer, W—Warner, R—Rockwell ⊕—D—Diesel, G—Gas

F SERIES — Cont'd

F250

TRANSFER CASE ASSY.

Notes: △ "Before Ser. U40,001", ◇ "Before Ser. T60,001", \$ Part Time, @ "From S00,001"
 ▲ "From Ser. U40,001", ♂ "From Ser. T60,001" ‡ Full time % "Before Ser. X00,001"

| | | | | | | | | | | | | | | |
|-----------|-------|---|-----|--------------|--|----|-------|-------|----------|--|-------------------|-----|----|-----------|
| M/T | 73/77 | G | 6&8 | All | | NP | 205-F | 10360 | | | ★\$D3TA 7A195-AA | 17B | 70 | 3, 4 |
| A/T | 73/77 | | | | | | | | | | r/b details | | | |
| A/T | 77 | G | 8 | 351-400 | | NP | 205 | 10862 | | | \$D7TA 7A195-CA | 17B | 70 | 3,4 |
| | | | | | | | | | | | r/b details | | | |
| A/T, M/T | 77/78 | G | 6&8 | 300,351, 400 | | NP | 205 | 10891 | D7NF5KA | | ★\$D7TA 7A195-KA | 17C | 70 | 3,4 |
| | | | | | | | | | | | r/b D8TA 7A195-YA | | | |
| | 78 | G | 6&8 | All | | NP | 205 | | D8NF5-YA | | \$D8TA 7A195-YA | 17C | 70 | 5 |
| A/T | 74/76 | G | 6&8 | All | | NP | 203 | 10625 | | | ★‡D4TA 7A195-EA | 17E | 70 | 8, 10, 11 |
| | | | | | | | | | | | r/b details | | | |
| | 76 | G | 8 | All | | NP | 203 | 10726 | | | ★‡D4TA 7A195-EB | 17E | 70 | 8, 10, 11 |
| | | | | | | | | | | | r/b D4TA 7A195-EA | | | |
| A/T | 77 | G | 8 | 351-400 | | NP | 203 | 10870 | | | ‡D7TA 7A195-BA | 17F | 70 | 8,10,11 |
| | | | | | | | | | | | r/b details | | | |
| A/T | 77 | G | 8 | 351,400 | | NP | 203 | 10892 | | | ‡D7TA 7A195-JA | 17F | 70 | 3,4 |
| | | | | | | | | | | | r/b details | | | |
| A/T | 77 | G | 8 | 351-400 | | NP | 203-F | 10870 | | | ‡EDD7TA 7A195-BA | 17F | 70 | 3,10 |
| A/T | 77/78 | G | 6&8 | All | | NP | 203 | | D8NF5-NA | | ‡D8TA 7A195-NA | 17G | 70 | 7,9 |
| A/T | 78 | G | 6&8 | All | | NP | 203 | | D8NF5-NB | | ‡D8TA 7A195-NB | 17H | 70 | 9 |
| A/T | 78 | G | 6&8 | All | | NP | 203 | | D8NF5-NC | | ‡D8TA 7A195-NC | 17H | 70 | 9 |
| 7TTH SPDO | 79 | G | 8 | 351-400 | | NP | 203 | | 9NA | | ‡D9TA 7A195-NA | 17K | 70 | 14 |
| 7TTH SPDO | 79 | G | 6&8 | All | | NP | 205 | | 9VA | | \$D9TA 7A195-VA | 17J | 70 | 5 |

F350

6 TOOTH SPEEDO. D/GEAR

| | | | | | | | | | | | | | | |
|-------|---|-----|-------------------|--|---|----|------|-------------|---------|---|------------------|----|------|---------|
| 73 | G | 6&8 | All | | 4 | NP | 435 | 10551 | 3N3MA | A | ★△D3TA 7003-MA | 6B | 70.4 | 1, 2, 4 |
| | | | | | | | | | | | r/b D3TA 7003-MB | | | |
| 73/76 | G | 6&8 | 300, 360, 390-2/B | | 4 | NP | 435 | 10574 | 3N3MB | A | ★△D3TA 7003-MB | 6B | 70.4 | 1, 2, 4 |
| | | | | | | | | | | | r/b details | | | |
| 74/76 | G | 8 | 390-4/B, 400 | | 4 | NP | 435 | 10694 | 4NOACA | A | ★D4TZ 7003-F | 6B | 70.4 | 1, 2, 4 |
| | | | | | | | | | | | # D4TA 7003-ACA | | | |
| | | | | | | | | | | | r/b details | | | |
| 73 | G | 6&8 | All | | 4 | W | T18 | 1301000038 | 3W3JA | F | ★D3TA 7003-JA | 7C | 70.4 | 3 |
| | | | | | | | | | | | r/b D3TZ 7003-L | | | |
| 73/74 | G | 6&8 | All | | 4 | W | T18 | 1301000108 | 3W3JB | F | ★◇D3TA 7003-JB | 7C | 70.4 | 3 |
| | | | | | | | | | | | r/b D3TZ 7003-L | | | |
| 74/78 | G | 6&8 | All | | 4 | W | T18 | 1301000120 | 4W3JA | F | ◇D3TZ 7003-L | 7D | 70.4 | 3 |
| | | | | | | | | | | | # D4TA 7003-JA | | | |
| 77 | G | 6&8 | 300,351 | | 4 | NP | 435 | 10881 | T7N3ASA | A | D7TA 7003-ASA | 6B | 70.4 | 1,2,4 |
| 77 | G | 8 | 400 | | 4 | NP | 435 | 10884 | T7N3ANA | A | D7TA 7003-ANA | 6B | 70.4 | 4 |
| 77/78 | G | 8 | 400 | | 4 | W | T18 | 1301000179 | T7W3BBA | F | ★D7TA 7003-BBA | 7D | 70.4 | 3,4 |
| 78 | G | 6&8 | 300,351 | | 4 | NP | 435 | 12002 | D8TA-KB | A | D8TA 7003-KB | 6C | 70.4 | 1,2,4 |
| 78 | G | 8 | 400 | | 4 | NP | 435 | 12006 | D8TA-MB | A | ★D8TA 7003-MB | 6C | 70.4 | 1,2,4 |
| 79 | G | 6&8 | 300,351 | | 4 | NP | 435 | 12087 | D9TA-MA | A | D9TA 7003-MA | 6D | 70.4 | 1,2,4 |
| 79 | G | 8 | 400 | | 4 | NP | 435 | 12091 | D9TA-RA | A | D9TA 7003-RA | 6D | 70.4 | 1,2,4 |
| 79 | G | 6&8 | 300,351 | | 4 | W | T-18 | 13001000197 | D9TA-FB | F | D9TA 7003-FB | 7F | 70.4 | 3,5 |
| 79 | G | 8 | 400 | | 4 | W | T-18 | 13001000200 | D9TA-SB | F | D9TA 7003-SB | 7F | 70.4 | 3,5 |

1973/79
TRUCK SERIES 100/500

| MODEL APPLICATION CHART | | | | | | | | | | | | | | |
|--|-------|-----------------------|--------------|----------------------|----------------------------|-------------------|----------|----------------|--------------|-------------|--|-----------------------|------|---------|
| MODEL | YEAR | ENGINE | | | TRANSMISSION | | | | | PART NUMBER | PARTS LIST 70. | ILLUSTRATION | | |
| | | T Y P E ⊕ | C Y L. | C.I.D. | S P E E D ▲ | M F R. ▲ | MODEL | IDENTIFICATION | CASE MARKING | | | C O D E ● | SEC. | PAGE |
| ●—Warranty Code ▲C—Clark, F—Fuller, NP—New Process, S—Spicer, W—Warner, R—Rockwell ⊕—D—Diesel, G—Gas | | | | | | | | | | | | | | |
| F SERIES — Cont'd | | | | | | | | | | | | | | |
| F350 | | | | | | | | | | | | | | |
| 7 TOOTH SPEEDO. D/GEAR | | | | | | | | | | | | | | |
| Notes: % "Before Ser. X00,001", @ "From Ser. S00,001" | | | | | | | | | | | | | | |
| | 73 | G | 6&8 | All | 4 | NP | 435 | 10550 | 3N3NA | A | ★△ D3TA 7003-NA r/b D3TA 7003-NB | 6B | 70.4 | 1, 2, 4 |
| | 73/76 | G | 6&8 | 300, 360, 390-2/B | 4 | NP | 435 | 10575 | 3N3NB | A | ★△ D3TA 7003-NB r/b details | 6B | 70.4 | 1, 2, 4 |
| | 74/76 | G | 8 | 390-4/B | 4 | NP | 435 | 10695 | 4N3ADA | A | ★ D4TZ 7003-G # D4TA 7003-ADA | 6B | 70.4 | 1, 2, 4 |
| | 73 | G | 8 | 390 | 4 | W | T18 | 1301000037 | 3W3HA | F | ★ D3TA 7003-HA r/b D4TA 7003-KA | 7C | 70.4 | 3 |
| | 73/ | G | 6&8 | All | 4 | W | T19 | AS7-T19 | T9W4G | P | C9TA 7004-G | 7B | 70.4 | 5 |
| | 73 | G | 6&8 | All | 5 | C | 280-V011 | 283519 | T0C4N | 4 | ★% D0TA 7004-N r/b D3TZ 7004-C, D3TZ 7203-A & B7QH 7213-A | 9A | 70.5 | 1, 2, 5 |
| 8 TOOTH SPEEDO. D/GEAR | | | | | | | | | | | | | | |
| | 77/78 | G | 6&8 | 300,351 | 4 | W | T18 | 1301000178 | T7W3AAA | F | D7TA 7003-AAA | 7D | 70.4 | 3,4 |
| | 77/78 | G | 6&8 | 300,351 | 4 | NP | 435-FL | 10896 | T7N3BAA | A | ★ D7TA 7003-BAA | 6B | 70.4 | 1,2,4 |
| | 77/78 | G | 8 | 400 | 4 | W | T18 | 1301000180 | T7W3BCA | F | ★ D7TA 7003-BCA | 7D | 70.4 | 3,4 |
| | 78 | G | 6&8 | 300,351 | 4 | NP | 435 | 12003 | D8TA-FB | A | D8TA 7003-FB | 6C | 70.4 | 1,2,4 |
| | 78 | G | 8 | 400 | 4 | NP | 435 | 12007 | D8TA-LB | A | D8TA 7003-LB | 6C | 70.4 | 1,2,4 |
| | 79 | G | 6&8 | 300,351 | 4 | NP | 435 | 12088 | D9TA-KA | A | D9TA 7003-KA | 6D | 70.4 | 1,2,4 |
| | 79 | G | 8 | 400 | 4 | NP | 435 | 12092 | D9TA-NA | A | D9TA 7003-NA | 6D | 70.4 | 1,2,4 |
| | 79 | G | 6&8 | 300,351 | 4 | W | T-18 | 13001000198 | D9TA-GB | F | D9TA 7003-GB | 7F | 70.4 | 3,5 |
| | 79 | G | 8 | 400 | 4 | W | T-18 | 13001000199 | D9TA-HB | F | D9TA 7003-HB | 7F | 70.4 | 3,5 |
| TRANSFER CASE ASSY. | | | | | | | | | | | | | | |
| Notes: \$ Part Time, ¢ Full Time | | | | | | | | | | | | | | |
| | 79 | G | 8 | All | | NP | 203 | 12055 | 9NA | | ¢ D9TA 7A195-NA | 17K | 70 | 14 |
| | 79 | G | 8 | All | | NP | 205 | 12059 | 9VA | | \$ D9TA 7A195-VA | 17J | 70 | 5 |
| F500 | | | | | | | | | | | | | | |
| | 73/77 | G | 6&8 | All | 4 | NP | 435 | 10395 | T1N4AA | A | D1TZ 7004-A # D1TA 7004-AA | 6A | 70.4 | 1,2,4 |
| | 73/77 | G | 6&8 | All | 4 | W | T18 | AS1-T18 | T0W4K | F | D0TZ 7004-B # D0TA 7004-K | 7A | 70.4 | 3 |
| | 73/77 | G | 6&8 | All | 4 | W | T19 | AS7-T19 | T9W4G | P | C9TA 7004-G | 7B | 70.4 | 5 |
| | 73 | G | 6&8 | All | 5 | C | 280-V011 | 283519 | T0C4N | 4 | ★% D0TA 7004-N r/b D3TZ 7004-C, D3TZ 7203-A & B7QH 7213-A | 9A | 70.5 | 1,2,5 |
| | 73/77 | G | 6&8 | All | 5 | C | 280-V018 | 284202 | T3C4CA | 4 | @ D3TZ 7004-C | 9B | 70.5 | 1,2,5 |
| | 73 | G | 6&8 | All | 5 | C | 282-V36 | 283521 | T0C4M | 2 | ★% D0TA 7004-M r/b D3TZ 7004-B, D3TZ 7203-A & B7QH 7213-A | 9A | 70.5 | 1,2,5 |
| | 73/77 | G | 6&8 | All | 5 | C | 282-V55 | 284203 | T3C4DA | 2 | @ D3TZ 7004-B | 9B | 70.5 | 1,2,5 |
| | 73 | G | 6&8 | All | 5 | C | 285-V33 | 283523 | T0C4L | M | ★% D0TA 7004-L r/b D3TZ 7004-A, D3TZ 7203-A & B7QH 7213-A | 9A | 70.5 | 1,2,5 |
| | 73/77 | G | 6&8 | All | 5 | C | 285-V54 | 284205 | T3C4EA | M | @ D3TZ 7004-A | 9B | 70.5 | 1,2,5 |
| | 73/77 | G | 6&8 | All | 5 | NP | 542-FD | 10390 | T1N4DA | 9 | D1TA 7004-DA | 8B | 70.5 | 3,4 |
| | 73/77 | G | 6&8 | All | 5 | NP | 542-FL | 10386 | T1N4BA | φ | D1TA 7004-BA | 8A | 70.5 | 3, 4 |
| | 73/77 | G | 6&8 | All | 5 | NP | 542-F0 | 10388 | T1N4CA | T | D1TA 7004-CA | 8C | 70.5 | 3, 4 |

**1973/79
TRUCK SERIES 100/500**

| MODEL APPLICATION CHART | | | | | | | | | | | | | | |
|-------------------------|------|-----------------------|--------------|--------|-----------------------|-------------------|-----------------------|--|---|-----------------------|-------------|----------------|---|--------------|
| MODEL | YEAR | ENGINE | | | | TRANSMISSION | | | | | PART NUMBER | PARTS LIST 70. | ILLUSTRATION | |
| | | T Y P E ⊕ | C Y L. | C.I.D. | S P E E D | M F R. ▲ | M O D E L | I D E N T I F I C A T I O N | C A S E M A R K I N G | C O D E ● | | | P A R T S L I S T 7 0 | S E C. |

●—Warranty Code ▲—Clark, F—Fuller, NP—New Process, S—Spicer, W—Warner, R—Rockwell ⊕—D—Diesel, G—Gas

P SERIES

| P350/500 | | | | | | | | | | | | | | |
|----------|-------|---|---|-----|---|----|-----|--------|-------|---|------------------------------------|----|------|------|
| | 73/75 | G | 6 | 300 | 3 | W | T87 | AS4T87 | 8W4U | E | ★ C8TA 7004-U | 2A | 70.3 | 3, 4 |
| | 73 | G | 6 | 300 | 4 | NP | 435 | 10552 | 3N4AA | A | ★ D3TA 7004-AA r/b D3TA 7004-AB | 6B | 70.4 | 1, 5 |
| | 73/77 | G | 6 | 300 | 4 | NP | 435 | 10579 | 3N4AB | A | D3TA 7004-AB | 6B | 70.4 | 1, 5 |

| DESCRIPTION/RESTRICTIONS | PART NUMBER | TRANSMISSION PARTS LISTS 1A THRU 1M | | | | | | | | | | | | |
|--|-------------------|-------------------------------------|---|---|---|---|---|---|---|---|---|---|---|--|
| | | A | B | C | D | E | F | G | H | J | K | L | M | |
| CASE ASSY. | | 7005 | | | | | | | | | | | | |
| Inc. (1) C8AZ 7234-A, (2) instructions sheets-use with all RAB-RAN trans. | D9TZ 7005-A | A | B | C | D | | | | | | | | | |
| incl. (1) C8AZ 7234-A, (2) instr. sheets use with all RAT trans. | D2ZZ 7005-B | A | B | C | D | | | | | | | | | |
| Plug (filler)-1/2"-14 | 358035-S(PP-31) | A | B | C | D | | | | | | | | | |
| Plug-magnetic (drain)-1/2"-14 | 373719-S(PP-54-D) | A | B | C | D | | | | | | | | | |
| Bolt-7/16"-14 x 1 1/4" | 20430-S8(B-104) | 4 | 4 | 4 | 4 | | | | | | | | | |
| Lockwasher-7/16" | 34808-S8(X-67) | 4 | 4 | 4 | 4 | | | | | | | | | |
| Plug-expansion-11/16" | 74112-S(P-1-A) | A | B | C | D | | | | | | | | | |
| Plug-expansion-1 1/16" | 74118-S(P-6) | A | B | C | D | | | | | | | | | |
| SHAFT (INPUT) | | 7017 | | | | | | | | | | | | |
| 20 helical teeth-33 clutch teeth-10 splines-8 3/4" long-use with all RAB-RAN trans. | C5AZ 7017-B | A | B | C | D | | | | | | | | | |
| 20 helical teeth-36 clutch teeth-8 15/16" long-use with D3TZ -E, F, G, H, J, D3UZ-E,F trans. | C5TZ 7017-A | A | B | | | | | | | | | | | |
| 20 helical teeth - 33 clutch teeth - 8 15/16" long-use with D5TR -EA,FA,GA,MA,NA,D5UR-EA,FA,GA, D9TR-FA, D9UR-CA,DA trans. | D5TZ 7017-A | | | C | D | | | | | | | | | |
| 19 helical teeth-33 clutch teeth -10 splines 8 15/16" long-use with D7TR-GA,HA, D7UR-JA D9TR-JA,KA,LA,MA, D9UR-FA trans. | D7TZ 7017-A | | | C | D | | | | | | | | | |
| BEARING | | 7025 | | | | | | | | | | | | |
| Output shaft-slotted for snap ring- #207L or 207L0-1 3/8" I.D. x 2 13/16" O.D. x 21/32" wide | C3AZ 7025-B | A | B | C | D | | | | | | | | | |
| Input shaft- #1828-V-74-1 9/16" I.D. x 3 1/8" O.D. x 11/16" wide | C3AZ 7025-C | A | B | C | D | | | | | | | | | |
| SNAP RING | | 7026 | | | | | | | | | | | | |
| Input shaft bearing-3 1/64" I.D. with 13/16" gap | 51A 7026 | A | B | C | D | | | | | | | | | |
| Output shaft bearing-2 11/16" I.D. with 1 1/8" gap | 8A 7026 | A | B | C | D | | | | | | | | | |
| WASHER (REVERSE IDLER GEAR THRUST) | C3AZ 7029-A | 2 | 2 | 2 | 2 | | | | | | | | | |
| GEAR (LOW CONSTANT MESH) | | 7A029 | | | | | | | | | | | | |
| 32 helical teeth-36 splines-4 5/16" dia.-use with all RAT trans. | C5AZ 7A029-B | A | B | C | D | | | | | | | | | |
| 32 helical teeth-36 splines-4 5/16" dia. use with RAB-RAN trans. | C5AZ 7A029-C | A | B | | | | | | | | | | | |
| 32 helical teeth-36 splines-4 5/16" O.D.-use with RAB-RAN trans. | D5TZ 7A029-A | | | C | D | | | | | | | | | |
| BUSHING (EXTENSION HOUSING) | | B3TZ 7A034-A | | | | | | | | | | | | |
| HOUSING (EXTENSION) | | 7A039 | | | | | | | | | | | | |
| 1973/78 use w/D3TZ-C,E,H,J, D3UZ-B,D,E, D4UR-DA,FA, D5TR-CA,EA,FA,KA,MA, D5UR-AA,DA,EA,FA, D7TR-HA trans. | C5TZ 7A039-D | A | B | C | D | | | | | | | | | |
| D9TR-FA,GA,JA,KA,LA,MA, D9UR-CA,DA,FA, Use with D3TZ -A, D3UZ -A, C, D4UR-CA,EA D5TR-DA,LA D5UR-BA trans. | C5AZ 7A039-B | A | B | C | D | | | | | | | | | |
| Use with D3TZ-F,G, D3UZ-F, D5TR-GA,NA, D5UR-GA, D7TR-GA, D7UR-JA trans. | C8AZ 7A039-C | A | B | C | D | | | | | | | | | |
| Bolt (extension to case)-7/16"-14 x 1 1/4" | 20430-S8(B-104) | 5 | 5 | 5 | 5 | | | | | | | | | |
| Lockwasher-7/16" | 34808-S8(X-67) | 5 | 5 | 5 | 5 | | | | | | | | | |
| INSERT (INTERMEDIATE and HIGH CLUTCH HUB) | C3AZ 7A044-A | 3 | 3 | 3 | 3 | | | | | | | | | |
| Low and reverse clutch hub-refer to group 7109 | | 3 | 3 | 3 | 3 | | | | | | | | | |

1973/79
TRUCK SERIES 100/500

| DESCRIPTION/RESTRICTIONS | PART NUMBER | TRANSMISSION PARTS LISTS 1A THRU 1M | | | | | | | | | | | | |
|---|------------------|-------------------------------------|---|---|---|---|---|---|---|---|---|---|---|--|
| | | A | B | C | D | E | F | G | H | J | K | L | M | |
| RETAINER (INPUT SHAFT BEARING) | C5AZ 7050-E | A | B | C | D | | | | | | | | | |
| Bolt (input shaft bearing retainer to case)- 5/16"-18 x 3/4"-with oil seal hex. head | 350673-S(BB-544) | 4 | 4 | 4 | 4 | | | | | | | | | |
| Lockwasher-5/16" | 34806-S7(X-64) | 4 | 4 | 4 | 4 | | | | | | | | | |
| GASKET (INPUT SHAFT BEARING RETAINER) | C2AZ 7051-B | A | B | C | D | | | | | | | | | |
| SEAL (EXTENSION OIL)-1 1/2" I.D. x 2 3/8" O.D. x 1/2" thick | C4TZ 7052-A | A | B | C | D | | | | | | | | | |
| SHAFT (OUTPUT) | 7061 | | | | | | | | | | | | | |
| 32-37 teeth-28 splines-16 9/32" long- incl. (1) D0AZ 7064-A, (1) C3AZ 7071-D- use with D3UZ 7003-B,D, D4UR 7003-DA,FA trans. | D0TZ 7061-A | | B | | | | | | | | | | | |
| 32-37 teeth-28 splines-17 7/16" long- incl. (1) D0AZ 7064-A, (1) C3AZ 7071-D- use with D3TZ-C, D5TR-CA, KA, D5UR-AA,DA D9TR-GA trans. | D0TZ 7061-B | A | | C | D | | | | | | | | | |
| 32-37 teeth-28 splines-23 11/16" long- use with D3TZ-A, D3UZ-A,C, D4UR-CA,DA, D5TR-DA,LA, D5UR-BA trans. | D0AZ 7061-A | A | B | C | D | | | | | | | | | |
| 32-37 teeth-28 splines-23 1/2" long-use with D3TZ-F,G, D3UZ-F, D5TR-GA,NA, D5UR-GA D7TR-GA, D7UR-JA | D0AZ 7061-C | A | B | C | D | | | | | | | | | |
| 32-37 teeth-28 splines-16 19/32" long- incl. (1) D0AZ 7064-A, (1) C3AZ 7071-D- use with D3UZ-E trans. | D0TZ 7061-C | | B | | | | | | | | | | | |
| 32-37 teeth-28 splines-17 3/4" long- incl. (1) D0AZ 7064-A, (1) C3AZ 7071-D- use with D3TZ -E,H,J, D5TR -EA,FA,MA D5UR -EA,FA D7TR 73-HA trans. D9TR-FA,JA,KA,LA,MA, D9UR-CA,DA,FA, Nut (to shaft)-3/4"-20 hex. lock | D0TZ 7061-D | A | | C | D | | | | | | | | | |
| Washer-flat-3/4" | 371518-S(MM-180) | A | B | C | D | | | | | | | | | |
| SNAP RING-also refer to group 17B336 | 351588-S(XX-227) | A | B | C | D | | | | | | | | | |
| Input shaft bearing-1 7/16" I.D. | 7064 | | | | | | | | | | | | | |
| Output shaft bearing to shaft-3/32" thick - 1 7/32" I.D. | B 7064 | A | B | C | D | | | | | | | | | |
| Input shaft bearing to shaft | 8A 7064 | A | B | C | D | | | | | | | | | |
| Synchronizer to shaft | | A | B | C | D | | | | | | | | | |
| Speedometer drive gear to shaft | | A | B | C | D | | | | | | | | | |
| Low gear retaining | D0AZ 7064-A | A | B | C | D | | | | | | | | | |
| Ball-1/4"-speedometer drive gear to shaft | 353351-S(AA-9) | A | B | C | D | | | | | | | | | |
| WASHER (CONSTANT MESH LOW GEAR)- 1 21/32" I.D. x 2 1/32" O.D. x 5/64" thick | C3AZ 7071-D | A | B | C | D | | | | | | | | | |
| GASKET (EXTENSION HOUSING TO TRANS. CASE) | C4AZ 7086-B | A | B | C | D | | | | | | | | | |
| FLANGE (OUTPUT SHAFT) | 7089 | | | | | | | | | | | | | |
| use with D3TZ-C,E,H, D3UZ-B,D,E, D5TR-CA,EA,FA,KA,LA,MA, D5UR-AA,DA,EA,FA, D7TR-HA, trans. | C7TZ 7089-C | A | B | C | D | | | | | | | | | |
| use with D9TR-FA,GA,JA,KA,LA, D9UR-CA,DA,FA trans. | C8TZ 7B198-A | | | C | D | | | | | | | | | |
| Nut (to shaft)-hex. lock-3/4"-20 | 371518-S(MM-180) | A | B | C | D | | | | | | | | | |
| Flatwasher-3/4" | 351588-S(XX-227) | A | B | C | D | | | | | | | | | |

NOTICE: When the parts list suffix is shown in the quantity required column, the quantity is one (1).

| DESCRIPTION/RESTRICTIONS | PART NUMBER | TRANSMISSION PARTS LISTS 1A THRU 1M | | | | | | | | | | | | | | |
|---|-------------------|-------------------------------------|-------|-------|-------|---|---|---|---|---|---|---|---|--|--|--|
| | | A | B | C | D | E | F | G | H | J | K | L | M | | | |
| GEAR and BUSHING (OUTPUT SHAFT INTERMEDIATE) 7102 | | | | | | | | | | | | | | | | |
| 25 helical teeth-31 or 33 clutch teeth-3 39/64" O.D.-use with D3TZ-A,C, D3UZ-C,D trans. exc. w/ # RAB,-H3, J3, L3, N3,AA,AB,AC,AD | C5AZ 7102-F | A | B | | | | | | | | | | | | | |
| 25 helical teeth-34 or 36 clutch teeth-3 39/64" O.D.-use with D3TZ-E,F,G,H,J, D3UZ-E,F trans. | C5TZ 7102-D | A | B | | | | | | | | | | | | | |
| 25 helical teeth-31 or 33 clutch teeth-3 39/64" O.D. x 1 21/32" wide-use with D5TR -CA, DA,KA,LA D5UR-AA,BA,DA, D9TR-GA trans. Use w/RAB-H3, J3, L3, N3, AA, AB, AC, AD | D5TZ 7102-A | | | C | D | | | | | | | | | | | |
| 25 helical teeth-31 or 33 clutch teeth-3 39/64" O.D. x 1 59/64" wide-use w/D5TR -EA, FA, GA MA,NA, D5UR -EA,FA,GA D7TR-GA,HA, D7UR-JA, D9TR-FA,JA,KA,LA,MA, D9UR-CA,DA,FA | D5TZ 7102-B | A | B | C | D | | | | | | | | | | | |
| RING (SYNCHRONIZER BLOCKING) 7107 | | | | | | | | | | | | | | | | |
| High and inter. - 36 teeth 1973/74 use w/D3TZ-E,F,G,H,J, D3UZ-E,F trans. | C4AZ 7107-D | 2 | 2 | | | | | | | | | | | | | |
| High and inter. - 33 teeth 1973/74 use w/D3TZ-A,C, D3UZ-A,B,C,D, D4UR-CA,DA,EA,FA trans. 1975/ all trans. | C4AZ 7107-C | 2 | 2 | 2 | 2 | | | | | | | | | | | |
| Low and reverse synchronizer blocking-36 teeth | C4AZ 7107-D | A | B | C | D | | | | | | | | | | | |
| SNAP RING (CLUTH HUB SYNCHRONIZER) 7109 | | | | | | | | | | | | | | | | |
| High and inter. 1973/74 use w/D3TZ-A,C, D3UZ-A,B,C,D, D4UR-CA,DA,EA,FA 1975/ all trans. | B8AZ 7109-B | 2 | 2 | 2 | 2 | | | | | | | | | | | |
| High and inter. 1973/74 use w/D3TZ-E,F,G,H,J, D3UZ-E,F trans. | C3AZ 7109-D | 2 | 2 | | | | | | | | | | | | | |
| SPRING and INSERT KIT (LOW and REVERSE SYNCHRONIZER)-consists of (1) C9AR 7109-A spring (3) C9AR 7C396-A inserts | C9AZ 7109-A | A | B | C | D | | | | | | | | | | | |
| COUNTERSHAFT 7111 | | | | | | | | | | | | | | | | |
| 6 1/2" long x 7/8" O.D. use with all RAB-RAN trans. | C3AZ 7111-B | A | B | C | D | | | | | | | | | | | |
| 7" long x 7/8" O.D. - use w/all RAT trans. | C3AZ 7111-C | A | B | C | D | | | | | | | | | | | |
| Pin (shaft to case)-1/4" x 1 1/4" | 353647-S8(NN-114) | A | B | C | D | | | | | | | | | | | |
| GEAR (COUNTERSHAFT CLUSTER) 7113 | | | | | | | | | | | | | | | | |
| 28-20-15 teeth x 5 3/32" long-use with D3TZ -A, C, D3UZ -A, B, C, D, D4UR -CA,DA,EA,FA trans. | C5AZ 7113-G | A | B | | | | | | | | | | | | | |
| 28-20-15 teeth - 5 3/32" long-use with D5TR -CA, DA,KA,LA, D5UR -AA,BA,DA , D9TR-GA trans. | D5TZ 7113-A | | | C | D | | | | | | | | | | | |
| 29-20-15 teeth-5 19/32" long use w/D7TR-GA,HA,D7UR-JA, D9TR-JA,KA,LA,MA, D9UR-FA trans. | D7TZ 7113-A | | | C | D | | | | | | | | | | | |
| 28-20-15 teeth x 5.19/32" long-use with D3TZ -E, F, G, H, J, D3UZ -E, F D5TR -EA, FA, GA,MA,NA, D5UR -EA,FA,GA D9TR-FA, D9UR-CA,DA | C5TZ 7113-H | A | B | C | D | | | | | | | | | | | |
| ROLLER (INPUT SHAFT PILOT BEARING)-(C417-Q)-7/32" O.D. x 17/32" long (Set consists of 15) | C3AZ 7118-A | 1 Set | 1 Set | 1 Set | 1 Set | | | | | | | | | | | |

1973/79
TRUCK SERIES 100/500

| DESCRIPTION/RESTRICTIONS | PART NUMBER | TRANSMISSION PARTS LISTS 1A THRU 1M | | | | | | | | | | | | |
|---|--------------------|-------------------------------------|-----------|-----------|-----------|---|---|---|---|---|---|---|---|--|
| | | A | B | C | D | E | F | G | H | J | K | L | M | |
| PLATE (COUNTERSHAFT GEAR THRUST)- front and rear-1 3/4" dia. | C3AZ 7119-A | 2 | 2 | 2 | 2 | | | | | | | | | |
| ROLLER (COUNTERSHAFT GEAR PILOT BEARING) (Set consists of 25) | C3AZ 7121-A | 2 Sets | 2 Sets | 2 Sets | 2 Sets | | | | | | | | | |
| Washer 29/32" I.D. x 1 1/8" O.D. x 3/64" thick | 354398-S(XX-254) | 2 | 2 | 2 | 2 | | | | | | | | | |
| SYNCHRONIZER ASSY. (SLIDING GEAR) | 7124 | | | | | | | | | | | | | |
| Low and reverse-4 13/16" O.D. | C6AZ 7124-B | A | B | C | D | | | | | | | | | |
| High and intermediate-3 9/16" O.D. use with D3TZ -A,C trans. C, D3UZ -A,B,C,D trans. - exc. w/ #RAB-H3, J3, L3, N3 | C8TZ 7124-G | A | B | | | | | | | | | | | |
| 3 15/16" O.D.-use with D3TZ -E, F, G, H, J, D3UZ -E or F trans. | C8TZ 7124-H | A | B | | | | | | | | | | | |
| 1974 use w/D4UR-CA,DA,EA,FA and RAB-H3,J3,L3,N3 trans. 1975/ all trans. | D50Z 7124-A | A | B | C | D | | | | | | | | | |
| Ring (to retain low and reverse synchronizer) | 377884-S(QQ-67-D) | A | B | C | D | | | | | | | | | |
| FINGER (SHAFT CONTROL)-Intermediate and high, low and reverse | C3AZ 7C124-A | 2 | 2 | 2 | 2 | | | | | | | | | |
| SHAFT (REVERSE IDLER GEAR)-5 3/8" long | C3AZ 7140-A | A | B | C | D | | | | | | | | | |
| Pin (shaft to case)-1/4" x 1" spring | 305080-S(NN-113) | A | B | C | D | | | | | | | | | |
| GEAR and BUSHING (REVERSE IDLER) 17 helical teeth-19 spur teeth x 3 27/32" long | C5AZ 7141-C | A | B | C | D | | | | | | | | | |
| GASKET SET | C3AZ 7153-F | A | B | C | D | | | | | | | | | |
| FLANGE (OUTPUT SHAFT) Refer to group 7089 | 7B198 | | | | | | | | | | | | | |
| HOUSING (GEAR SHIFT) | 7222 | | | | | | | | | | | | | |
| Use with all RAB-RAN trans. | C3AZ 7222-B | A | B | C | D | | | | | | | | | |
| Use with all RAT trans. | C3AZ 7222-C | A | B | C | D | | | | | | | | | |
| Screw (cover to case)-5/16"-18 x 5/8" | 384658-S(BB-543-H) | 7 | 7 | 7 | 7 | | | | | | | | | |
| Screw (cover to case)-5/16"-18 x 1" | 376256-S(BB-545-A) | 2 | 2 | 2 | 2 | | | | | | | | | |
| GASKET (HOUSING GEAR SHIFT) | 7223 | | | | | | | | | | | | | |
| Use with all RAB, RAN trans. | C3AZ 7223-B | A | B | C | D | | | | | | | | | |
| Use with all RAT trans. | C3AZ 7223-C | A | B | C | D | | | | | | | | | |
| FORK (GEAR SHIFTER) | 7230 | | | | | | | | | | | | | |
| Use with all RAB, RAN trans. | C3AZ 7230-B | A | B | C | D | | | | | | | | | |
| Use with all RAT trans. | C3AZ 7230-C | A | B | | | | | | | | | | | |
| Use with all RAT trans. | C80Z 7230-A | | | C | D | | | | | | | | | |
| Screw (fork to rail)-set-locking- 5/16"-24 x 59/64" | 377886-S(UU-26) | A | B | C | D | | | | | | | | | |
| FORK (GEAR SHIFTER LOW and REVERSE) | 7231 | | | | | | | | | | | | | |
| Use with all RAB, RAN trans. | C3AZ 7231-A | A | B | C | D | | | | | | | | | |
| Use with all RAT trans. | C3AZ 7231-D | A | B | C | D | | | | | | | | | |
| Screw (fork to rail)-set-locking- 5/16"-24 x 59/64" | 377886-S(UU-26) | A | B | C | D | | | | | | | | | |
| 29/32" long-5/16" O.D.-10 1/2 coils- spring "Before Ser. Q20,001" | C7AZ 7234-A | A | B | | | | | | | | | | | |
| "From Ser. Q20,001" | D3TZ 7234-A | A | B | C | D | | | | | | | | | |
| 1 25/32" free length-5/16" O.D.-12 1/2 coils | C8AZ 7234-A | A | B | C | D | | | | | | | | | |
| SHAFT (GEAR SHIFTER LOW and REVERSE) | 7240 | | | | | | | | | | | | | |
| 5 9/16" long-9/16" O.D. use with D3TZ 7003-A, "Before Ser. Q20,001" | D0AZ 7240-D | A | B | | | | | | | | | | | |
| 5 9/16" long-9/16" O.D.1973-use w/D3TZ-A trans. "From Ser. Q20,001" and all D3TZ-C, D3UZ-A,B,C,D trans.- 1974/use w/all RAB, RAN trans. | D3TZ 7240-E | A | B | C | D | | | | | | | | | |

NOTICE: When the parts list suffix is shown in the quantity required column, the quantity is one (1).

| DESCRIPTION/RESTRICTIONS | PART NUMBER | TRANSMISSION PARTS LISTS 1A THRU 1M | | | | | | | | | | | | |
|--|-------------|-------------------------------------|---|---|---|---|---|---|---|---|---|---|---|--|
| | | A | B | C | D | E | F | G | H | J | K | L | M | |
| SHAFT (GEAR SHIFTER LOW and REVERSE) 6 3/64" long-9/16" O.D.-use w/ D3TZ-E, F, G, H, J, D3UZ-E,F trans. "Before Ser. Q20,001" | | 7240 — Cont'd D0AZ 7240-E | A | B | | | | | | | | | | |
| 6 3/64" long- 9/16" O.D. 1973-use w/D3TZ-E,F,G,H,J, D3UZ-E,F trans. "From Ser. Q20,001" 1974/use w/all RAT trans. | | D3TZ 7240-F | A | B | C | D | | | | | | | | |
| Screw (interlock)-3 25/32" x 7/8" set | | 377885-S(UU-26-C) | A | B | C | D | | | | | | | | |
| SHAFT (GEAR SHIFTER HIGH and INTERMEDIATE) 4 23/32" long-9/16" O.D.- "Before Ser. Q20,001" | | 7241 D2AZ 7241-A | A | B | | | | | | | | | | |
| 4 23/32" long-9/16" O.D.- "From Ser. Q20,001" | | D3TZ 7241-A | A | B | C | D | | | | | | | | |
| SEAL (INPUT SHAFT OIL) | | C9AZ 7A283-A | A | B | C | D | | | | | | | | |
| LEVER (INTERMEDIATE and HIGH) | | D3TZ 7285-A | A | | C | | | | | | | | | |
| | | D3UZ 7285-A | | B | | | | | | | | | | |
| | | D5UZ 7285-A | | | | D | | | | | | | | |
| Nut-3/8"-24 hex. | | 33800-S8(M-63) | A | B | C | D | | | | | | | | |
| Washer-flat-3/8" | | 44727-S8(X-24) | A | B | C | D | | | | | | | | |
| Lockwasher-3/8" | | 34847-S8(X-74) | A | B | C | D | | | | | | | | |
| SEAL (SHIFTER FORK CAM and SHAFT SHIFT LEVER)-"O" ring type- 7/16" I.D. x 3/32" thickness dia. | | 1A 7288-A | 2 | 2 | 2 | 2 | | | | | | | | |
| LEVER (LOW and REVERSE SHIFT) | | D3TZ 7290-A | A | | C | | | | | | | | | |
| | | D3UZ 7290-A | | B | | | | | | | | | | |
| | | D5UZ 7290-A | | | | D | | | | | | | | |
| Nut-3/8"-24 hex. | | 33800-S8(M-63) | A | B | C | D | | | | | | | | |
| Washer-flat-3/8" | | 44727-S8(X-24) | A | B | C | D | | | | | | | | |
| Lockwasher-3/8" | | 34847-S8(X-74) | A | B | C | D | | | | | | | | |
| PIN (GEARSHIFT INTERLOCK ROD) | | D3TZ 7C316-A | 3 | 3 | 3 | 3 | | | | | | | | |
| SMALL PARTS REPAIR KIT | | C3AZ 7B331-D | A | B | C | D | | | | | | | | |
| INSERT - REFER TO GROUP 7109 | | 7C396 | | | | | | | | | | | | |

**WARNER 3 SPEED
TRANSMISSION**

**1973/79
TRUCK SERIES 100/500**

| DESCRIPTION/RESTRICTIONS | PART NUMBER | TRANSMISSION PARTS LISTS 2A THRU 2M | | | | | | | | | | | | |
|---|-------------------|-------------------------------------|---|---|---|---|---|---|---|---|---|---|---|--|
| | | A | B | C | D | E | F | G | H | J | K | L | M | |
| SEAL (OUTPUT SHAFT BEARING RETAINER OIL) - #CR-507077-2 1/8" I.D. x 3 1/16" O.D. x 1/2" thick | C1TT 4813-C | A | | | | | | | | | | | | |
| CASE ASSY. - use with C8TA 7004-U trans. | C5TZ 7006-J | A | | | | | | | | | | | | |
| Plug (filler or drain)-1/2" pipe | 358035-S(PP-31) | 2 | | | | | | | | | | | | |
| Plug-magnetic (drain)-1/2"-14 | 373719-S(PP-54-D) | 2 | | | | | | | | | | | | |
| Lockwasher-9/16" | 34810-S7-8(X-69) | 2 | | | | | | | | | | | | |
| Bolt-hex. head-use to plug parking brake holes-3/8"-16 x 3/4" | 20348-S8(B-77) | 2 | | | | | | | | | | | | |
| Bolt (case to clutch housing)-9/16"-12 x 2" | 21062-S8(B-134) | 2 | | | | | | | | | | | | |
| Plug (filler or drain)-extended head-3/4" | 353051-S(PP-32) | 2 | | | | | | | | | | | | |
| SHAFT (INPUT) - 10 1/16" long-use with C8TA 7004-U trans. | C5TZ 7017-E | A | | | | | | | | | | | | |
| Nut-hex.-7/16" | 34671-S8(M-67) | A | | | | | | | | | | | | |
| BEARING (INPUT SHAFT) - #209L 1 3/4" I.D. x 3 11/32"-slotted for snap ring | 8D 7025 | A | | | | | | | | | | | | |
| SNAP RING (INPUT SHAFT BEARING) - 3 11/64" I.D. with 1/2" gap-serviced only in kit A8TZ 7B331-D | ★7026 | A | | | | | | | | | | | | |
| BAFFLE (INPUT SHAFT BEARING OIL)-1 25/32" I.D. x 3 1/32" O.D. | 8D 7040 | A | | | | | | | | | | | | |
| INSERT (INTERMEDIATE and HIGH CLUTCH HUB) | B5AZ 7A044-B | 3 | | | | | | | | | | | | |
| RETAINER (INPUT SHAFT BEARING)-5 1/8" dia. x 4 45/64" long | C5TZ 7050-E | A | | | | | | | | | | | | |
| Bolt (retainer to case)-w/oil seal hex. head-5/16"-18 x 3/4" | 350673-S(BB-544) | 4 | | | | | | | | | | | | |
| Lockwasher-5/16" | 34806-S7(X-64) | 4 | | | | | | | | | | | | |
| GASKET (INPUT SHAFT BEARING RETAINER) | | | | | | | | | | | | | | |
| .015" thick | 8D 7051-A | AR | | | | | | | | | | | | |
| .020" thick | 8D 7051-B | AR | | | | | | | | | | | | |
| SNAP RING (SYNCHRONIZER TO SHAFT) - 1 13/32" I.D. x 3/32" thick | 8D 7059 | A | | | | | | | | | | | | |
| SHAFT OUTPUT)-11 31/32" long-10-10-10 straight splines | 8J 7061 | A | | | | | | | | | | | | |
| Nut-1"-20 | 351165-S8(MM-85) | A | | | | | | | | | | | | |
| Cotter pin-1/8" x 1 3/4" | 72089-S(N-55) | A | | | | | | | | | | | | |
| SNAP RING | 7064 | | | | | | | | | | | | | |
| 1 5/8" I.D. x .094" thick | 8D 7064-A | AR | | | | | | | | | | | | |
| BEARING (OUTPUT SHAFT) - #307L 1 3/8" I.D. x 3 5/32" O.D. x 13/16" wide | 8D 7065 | A | | | | | | | | | | | | |
| SNAP RING (OUTPUT SHAFT BEARING) - 3 1/32" I.D. x 3 9/32" O.D. | D5TZ 7070-A | A | | | | | | | | | | | | |
| BAFFLE (OUTPUT SHAFT BALL BEARING OIL)-2 3/4" O.D.-serviced only in kit A8TZ 7B331-D | ★7080 | A | | | | | | | | | | | | |
| RETAINER ASSY. (OUTPUT SHAFT BEARING) -5" O.D. x 1/4" thick | C5TZ 7085-A | A | | | | | | | | | | | | |
| Bolt-hex. head-3/8"-16 x 1 1/2" | 20408-S7(B-81) | 4 | | | | | | | | | | | | |
| Bolt-hex. head-3/8"-16 x 2" | 20522-S8(B-89) | A | | | | | | | | | | | | |
| Lockwasher-3/8" | 34807-S8(X-66) | 5 | | | | | | | | | | | | |
| GASKET (OUTPUT SHAFT BEARING RETAINER) | 8D 7086 | A | | | | | | | | | | | | |
| FLANGE (OUTPUT SHAFT)-2 7/16" long x 1 3/8"-10 splines-refer to group in Section 71 for chart | 01T 7089 | A | | | | | | | | | | | | |

1973/79
TRUCK SERIES 100/500

WARNER 3 SPEED
TRANSMISSION

| DESCRIPTION/RESTRICTIONS | PART NUMBER | TRANSMISSION PARTS LISTS 2A THRU 2M | | | | | | | | | | | | |
|---|------------------|-------------------------------------|---|---|---|---|---|---|---|---|---|---|---|--|
| | | A | B | C | D | E | F | G | H | J | K | L | M | |
| GEAR (LOW and REVERSE SLIDING)- 39 spur teeth-10 straight splines | 8D 7100 | A | | | | | | | | | | | | |
| GEAR and BUSHING ASSY. (OUTPUT SHAFT)- intermediate-29 helical teeth-27 clutch teeth | B7Y 7102-A | A | | | | | | | | | | | | |
| HUB (INTERMEDIATE and HIGH CLUTCH)- 27 teeth-serviced only in assy. A8TZ 7124-A | ★7105 | A | | | | | | | | | | | | |
| SLEEVE (INTERMEDIATE and HIGH CLUTCH) -shifter fork groove located in center- serviced only in assy. A8TZ 7124-A | ★ 8D 7106-B | A | | | | | | | | | | | | |
| RING (SYNCHRONIZER BLOCKING)-27 teeth | 8D 7107 | 2 | | | | | | | | | | | | |
| SNAP RING (INTERMEDIATE and HIGH CLUTCH HUB SYNCHRONIZER) - use with C8TA 7004-U trans. | C5TZ 7109-B | 2 | | | | | | | | | | | | |
| COUNTERSHAFT - 9 19/32" long | 8D 7111 | A | | | | | | | | | | | | |
| GEAR (COUNTERSHAFT CLUSTER)- 40-31-21-17 teeth-7 11/32" long | B7Y 7113-A | A | | | | | | | | | | | | |
| SPACER (COUNTERSHAFT GEAR PILOT BEARING)-2 11/32" long | 8D 7115 | A | | | | | | | | | | | | |
| BEARING (COUNTERSHAFT GEAR PILOT)- #J32 2080 1" I.D. x 1 5/8" x 2 1/2" long | BB 7118-A | 2 | | | | | | | | | | | | |
| PLATE (COUNTERSHAFT GEAR THRUST) | 7119 | | | | | | | | | | | | | |
| Rear inner-1 1/64" I.D. x 2 5/8" O.D.- (2) lugs (4) scallops | B7TZ 7119-B | A | | | | | | | | | | | | |
| Front-also serviced in kit A8TZ 7B331-D | 8D 7119-A | A | | | | | | | | | | | | |
| ROLLER (OUTPUT SHAFT PILOT BEARING)- #W1590Q-1/4" dia. x 1" long | 8D 7120 | 16 | | | | | | | | | | | | |
| SYNCHRONIZER ASSY. | A8TZ 7124-A | A | | | | | | | | | | | | |
| PLATE (COUNTERSHAFT GEAR THRUST REAR OUTER)-2 5/8" O.D. x 1/16" thick- (1) 1/4" tab | 8D 7128 | A | | | | | | | | | | | | |
| SHAFT (REVERSE IDLER GEAR) - 4" long | 8D 7140 | A | | | | | | | | | | | | |
| GEAR and BUSHING (REVERSE IDLER) | 7141 | | | | | | | | | | | | | |
| | 8D 7141 | A | | | | | | | | | | | | |
| GASKET SET | B6A 7153-D | A | | | | | | | | | | | | |
| RETAINER (COUNTERSHAFT and REVERSE IDLER SHAFT)-3 13/16" x 3/4" x 7/64"- (2) 13/32" holes-1 7/16" bolt hole centers | ★7155 | A | | | | | | | | | | | | |
| Bolt (retainer to case)-hex. hd.-3/8"-16 x 3/4" | 20348-S8(B-77) | A | | | | | | | | | | | | |
| Lockwasher-3/8" | 34807-S8(X-66) | A | | | | | | | | | | | | |
| HOUSING (GEARSHIFT) | B2TZ 7222-A | A | | | | | | | | | | | | |
| Bolt (housing to case)-hex. hd.-5/8"-16 x 1 3/8" | 20448-S7(B-83) | A | | | | | | | | | | | | |
| Bolt (housing to case)-3/8"-16 x 2 3/4" | 20540-S8(B-93) | A | | | | | | | | | | | | |
| Bolt (housing to case)-hex. hd.-3/8"-16 x 1" | 20388-S8(B-80) | 4 | | | | | | | | | | | | |
| Lockwasher-3/8" | 34807-S8(X-66) | 5 | | | | | | | | | | | | |
| Lockwasher-5/16"-external tooth | 34956-S7-8(X-82) | A | | | | | | | | | | | | |
| Lockwasher-5/16" | 34806-S7(X-64) | 9 | | | | | | | | | | | | |
| Bolt (housing to case)-5/16"-18 x 7/8" | 20366-S8(B-52) | 9 | | | | | | | | | | | | |
| GASKET (GEARSHIFT HOUSING) | 8D 7223 | A | | | | | | | | | | | | |
| FORK (GEARSHIFTER) | 7230-1 | | | | | | | | | | | | | |
| High and intermediate-4 13/16" inside width x 1 17/32" shaft length | 2J 7230-A | A | | | | | | | | | | | | |
| Low and reverse gear-1 15/32" shaft length with 1/16" slot | 2J 7231-A | A | | | | | | | | | | | | |
| PLUNGER (GEARSHIFTER LOCK FOR CENTER CONTROL)-3/8" dia. x 1 7/16" long | 2J 7233-A | A | | | | | | | | | | | | |

NOTICE: When the parts list suffix is shown in the quantity required column, the quantity is one (1).

| DESCRIPTION/RESTRICTIONS | PART NUMBER | TRANSMISSION PARTS LISTS 2A THRU 2M | | | | | | | | | | | | |
|---|-----------------|-------------------------------------|---|---|---|---|---|---|---|---|---|---|---|--|
| | | A | B | C | D | E | F | G | H | J | K | L | M | |
| SPRING (SHIFT FORK CAM and SHAFT LOCK PLUNGER) | 7234 | | | | | | | | | | | | | |
| 11 coils-15/16" free length x 3/8" O.D. | 8D 7234 | 2 | | | | | | | | | | | | |
| 8 coils-15/16" free length x 11/32" O.D. | C1TT 7234-E | 2 | | | | | | | | | | | | |
| Ball (shifter shaft lock plunger)-3/8" | 372720-S(AA-11) | 2 | | | | | | | | | | | | |
| SHAFT (SHIFT LEVER)-3 59/64" long x 9/16" x 18 threads both ends | C1TT 7241-E | 2 | | | | | | | | | | | | |
| Nut-hex. head-9/16"-18 | A8TZ 4322-A | 2 | | | | | | | | | | | | |
| CAM (HIGH and INTERMEDIATE SHIFTER) | 2J 7281-A | A | | | | | | | | | | | | |
| CAM (LOW and REVERSE SHIFTER) | 2J 7283-A | A | | | | | | | | | | | | |
| LEVER (INTERMEDIATE and HIGH CAM and SHAFT SHIFT)-use with C8TA 7004-U trans. | C1TT 7285-C | A | | | | | | | | | | | | |
| Nut-castle-9/16"-18 | 34033-S18(M-11) | A | | | | | | | | | | | | |
| OIL SEAL (SHIFTER FORK CAM, SHAFT SHIFT LEVER and GEAR SHIFT HOUSING SHIFTER SHAFT)-15/16" O.D. x 5/8" dia. shaft x 3/16" thick | CODR 7288-A | 2 | | | | | | | | | | | | |
| LEVER (LOW and REVERSE) | ★ C1TZ 7290-C | A | | | | | | | | | | | | |
| SMALL PARTS REPAIR KIT | A8TZ 7B331-D | A | | | | | | | | | | | | |

NEW PROCESS
4 SPEED TRANSMISSION

1973/79
TRUCK SERIES 100/500

| DESCRIPTION/RESTRICTIONS | PART NUMBER | TRANSMISSION PARTS LISTS 6A THRU 6M | | | | | | | | | | | | |
|--|---------------------|-------------------------------------|---|---|---|---|---|---|---|---|---|---|---|--|
| | | A | B | C | D | E | F | G | H | J | K | L | M | |
| CUP (INPUT SHAFT BEARING)- #HM88610- 2 27/32" O.D. x 25/32" wide | CODW 4628-A | A | B | C | D | | | | | | | | | |
| BEARING ASSY. (INPUT SHAFT)- #HM88649 | CODW 4630-A | A | B | C | D | | | | | | | | | |
| SEAL (OUTPUT SHAFT BEARING RETAINER- OIL) - Also refer to groups 7052 and 7B215 | 4813 | | | | | | | | | | | | | |
| #CR-526-497-2 1/2" I.D. x 3 1/4" O.D. x 1/2" thick Use with D3TA 7004-AA and AB trans. | D2TZ 4813-A | A | | | | | | | | | | | | |
| CASE ASSY. | 7005-6 | | B | | | | | | | | | | | |
| | C4TZ 7005-A | A | | | | | | | | | | | | |
| | C5TZ 7006-A | | B | C | | | | | | | | | | |
| Use w/ D5TA 7003-DA trans. Also- D7TA 7003-RA, RB, AVA, D8TA 7003-EB, GB, D9TA-LA, JA | D9TZ 7006-C | | B | C | D | | | | | | | | | |
| Use with D9TA 7003-KA, MA, NA, RA | D9TZ 7006-B | | B | C | D | | | | | | | | | |
| Plug (drain)-magnetic-3/4"-14 | 374506-S(PP-51) | A | B | | | | | | | | | | | |
| Plug (filler)-3/4"-18 | 358048-S(PP-43) | A | B | C | D | | | | | | | | | |
| Bolt-hex. head-9/16"-12 x 2" | 21062-S7-8(B-134) | 2 | 2 | | | | | | | | | | | |
| Stud-9/16"-12 x 9/16"-18 x 2 7/16" long | ★ 354321-S | 2 | 2 | | | | | | | | | | | |
| Lockwasher-9/16" | 34810-S(X-69) | 4 | 4 | | | | | | | | | | | |
| Nut-hex. head-9/16"-18 | 33848-S7(M-70) | 2 | 2 | | | | | | | | | | | |
| SHAFT (INPUT) | 7017 | | | | | | | | | | | | | |
| 17 helical teeth-24 clutch teeth-10 splines- 9 3/8" long | C4TZ 7017-A | A | | | | | | | | | | | | |
| 10 1/16" long-use with D3TA 7004-AA, AB trans. | C5TZ 7017-C | | B | | | | | | | | | | | |
| 17 helical-24 clutch teeth-10 splines-9" long | D7TZ 7017-C | | B | C | D | | | | | | | | | |
| BEARING (OUTPUT SHAFT REAR) | 7025 | | | | | | | | | | | | | |
| 3 35/64" O.D., 1 37/64" I.D., 29/32" wide | D8UZ 7025-A | | B | C | D | | | | | | | | | |
| BUSHING (EXTENSION HOUSING)-use with D3TA 7003-DB, DC, KA, KB, LA, LB, MA, MB, NA, NB, RA, RB, D7TA 7003-ARA, ASA, ATA, AUA, BAA D8TA 7003-FB, HB, JB, KB, D9TA 7003-KA, MA | B3TZ 7A034-A | | B | C | D | | | | | | | | | |
| BUSHING (EXTENSION HOUSING)-use with D4TA 7003-ACA, ADA & D5TA 7003-BA serviced only in 7A039 assy. | ★ 7A034 | | B | | | | | | | | | | | |
| HOUSING (EXTENSION)-also refer to groups 7085 and 7A197 | 7A039 | | | | | | | | | | | | | |
| #96742-use with D3TA 7003-KA, KB, LA, LB, MA, MB, NA, NB, RA, RB, D7TA 7003-ASA, ATA, AUA, BAA- D8TA 7003-FB, HB, JB, KB, D9TA 7003-KA, MA | C5TZ 7A039-A | | B | C | D | | | | | | | | | |
| Use with D3TA 7003-DB, DC, D7TA 7003-ARA trans. | D3TZ 7A039-A | | B | | | | | | | | | | | |
| Use with D4TA 7003-ACA, ADA, D5TA 7003-BA, D7TA 7003-AMA, ANA, D8TA 7003-LB, MB, D9TA 7003-NA, RA-includes Bushing 7A034- Bushing not serviced separately | D4TZ 7A039-D | | B | C | D | | | | | | | | | |
| Use with D7TA 7003-RA, RB, D8TA 7003-EB, D9TA-JA | D7TZ 7A039-A | | B | C | D | | | | | | | | | |
| Bolt-hex. head-1/2"-13 x 1 1/2" | 20472-S7-8(B-122-A) | 4 | | | | | | | | | | | | |
| Lockwasher-1/2" | 34809-S8(X-68) | 4 | | | | | | | | | | | | |
| SEAL (INPUT SHAFT-OIL) | 7048 | | | | | | | | | | | | | |
| 1 3/8" I.D. x 2" O.D. x 5/16" wide | C4TZ 7048-A | A | B | C | D | | | | | | | | | |
| RETAINER (INPUT BEARING) | 7050 | | | | | | | | | | | | | |
| 2 27/32" flange I.D. x 5 1/8" flange O.D. x 4 11/32" overall length | C4TZ 7050-A | A | | | | | | | | | | | | |

1973/79
TRUCK SERIES 100/500

| DESCRIPTION/RESTRICTIONS | PART NUMBER | TRANSMISSION PARTS LISTS 6A THRU 6M | | | | | | | | | | | | |
|---|---|-------------------------------------|---|---|---|---|---|---|---|---|---|---|---|--|
| | | A | B | C | D | E | F | G | H | J | K | L | M | |
| RETAINER (INPUT BEARING) | | 7050 — Cont'd | | | | | | | | | | | | |
| 4 9/16" overall length x 4 27/32" dia.— (4) 11/32" holes—use with D3TA 7003—CB, CC, DB, DC, KA, KB, LA, LB, MA, MB, NA, NB, RA, RB, D4TA 7003—ALA, D4TZ 7003—F, G, D5TA 7003—BA, DA, D7TA 7003—RA. | ★ C5TZ 7050—A r/b D7TZ 7050—A (4/77) | | B | | | | | | | | | | | |
| 5 13/32" overall length x 5 1/8" dia.— (4) 11/32" holes—use with D3TA 7004—AA, AB trans. | C5TZ 7050—B | | B | | | | | | | | | | | |
| 4—31/64" length—4—27/32" Dia.— Use with D7TA 7003—AMA, ANA, ARA, ASA, ATA, AUA, AVA, RB, BAA | D7TZ 7050—A | | B | C | D | | | | | | | | | |
| Bolt (retainer to case)—w/oil seal hex. head— 5/16"—18 x 3/4" | 350673—S(BB-544) | 4 | 4 | 4 | 4 | | | | | | | | | |
| GASKET (INPUT SHAFT BEARING RETAINER) 3 19/32" I.D. x 5 3/32" O.D. x 3/32" thick | C4TZ 7051—A | 2 | 2 | 2 | 2 | | | | | | | | | |
| SEAL ASSY. — Also refer to group 4813 and 7B215 | | 7052 | | | | | | | | | | | | |
| Extension housing—1 1/2" I.D. x 2 3/8" O.D. x 1/2" wide—use with D3TA 7003—DB, DC, KA, KB, LA, LB, MA, MB, NA, NB, RA, RB Also— D7TA 7003—ARA, ASA, ATA, AUA, BAA Also— D8TA 7003—FB,HB,JB,KB, D9TA 7003—KA,MA | C4TZ 7052—A | | B | C | D | | | | | | | | | |
| Transfer case adapter—1 1/2" I.D. x 1/2" thick— use with D3TA 7003—CB, CC, D4TA 7003—ALA trans. | C6TZ 7052—A | | B | | | | | | | | | | | |
| SNAP RING | | 7059 | | | | | | | | | | | | |
| Pilot roller bearing retainer— 1 11/16" free O.D. x 3/32" dia.—spring steel | C4TZ 7059—A | A | B | C | D | | | | | | | | | |
| Speedometer drive gear | D0HZ 7059—B | | B | C | D | | | | | | | | | |
| Ball (to retain speed gear)—1/4" | 353351—S(AA-9) | | B | C | D | | | | | | | | | |
| SHAFT (OUTPUT) | | 7061 | | | | | | | | | | | | |
| 13 19/32" long—10 splines—35 serrations— both ends—incl. (1) each C5TZ 7119—A washer and 371887—S nut—use with D1TZ 7004—A and D3TA 7004—AA or AB trans. | C5TZ 7061—H | A | B | | | | | | | | | | | |
| 16 3/4" long—10 large—28 small splines—35 serrations—use with D3TA 7003—CB, CC, DB, DC, KA, KB, LA, LB, MA, MB, NA, NB, RA, RB, D4TA 7003—ALA, D7TA 7003—ARA, ASA, ATA, AUA, BAA— D8TA 7003—FB,HB,JB,KB, D9TA—KA,MA | C7TZ 7061—C | | B | C | D | | | | | | | | | |
| 16 3/8" long—10 large—32 small splines— nut end, 35 serrations—use with D4TZ 7003—F, G, D4TA—ACA D5TA 7003—BA, D7TA 7003—AMA, ANA— D8TA 7003—LB,MB, D9TA—NA,RA | D4TZ 7061—E | | B | C | D | | | | | | | | | |
| 19 5/32" long — 10 splines — 31—35 serrations — use w/ D5TA 7003—DA trans. Also— D7TA 7003—RA, RB, AVA, D8TA 7003—EB,GB, D9TA—JA,LA | D5TZ 7061—B | | B | C | D | | | | | | | | | |
| Nut (output shaft) hex. lock—1"—20 x 1 1/2" across flats | 371887—S(MM-149) | A | B | | | | | | | | | | | |
| Nut—3/4"—20 lock x 1 1/16" across flats | 375646—S(MM-180-L) | | B | C | D | | | | | | | | | |
| Nut—1 1/4"—18 x 2" across flats | 372040—S(MM-177) | A | B | | | | | | | | | | | |
| Nut—7/8"—20 | 372631—S(MM-147) | | B | C | D | | | | | | | | | |
| SPACER (INPUT SHAFT BEARING TO INNER RACE)—1 1/4" I.D. x 1 17/32" O.D. x 1/16" thick | C4TZ 7063—A | A | B | C | D | | | | | | | | | |

NOTICE: When the parts list suffix is shown in the quantity required column, the quantity is one (1).

NEW PROCESS
4 SPEED TRANSMISSION

1973/79
TRUCK SERIES 100/500

| DESCRIPTION/RESTRICTIONS | PART NUMBER | TRANSMISSION PARTS LISTS 6A THRU 6M | | | | | | | | | | | | |
|---|------------------|-------------------------------------|---|----|----|---|---|---|---|---|---|---|---|--|
| | | A | B | C | D | E | F | G | H | J | K | L | M | |
| BEARING (OUTPUT SHAFT REAR)-MRC-308-MG 1 9/16" I.D. x 3 17/32" O.D. x 29/32" wide | C4TZ 7065-A | A | | | | | | | | | | | | |
| SNAP RING | 7070 | | | | | | | | | | | | | |
| Output shaft bearing retainer-3/32" thick | 7EQ 7070 | A | B | C | D | | | | | | | | | |
| Output shaft bearing-1 7/16" I.D. x 1 3/4" O.D.- use with D3TA 7003-CB, CC, DB, DC, KA, KB, LA, LB, MA, MB, NA, NB, RA, RB, D4TA 7003-ALA, D4TZ 7003-F, G, D5TA 7003-BA,DA trans. | C5TZ 7070-A | | B | AR | AR | | | | | | | | | |
| SPACER (OUTPUT SHAFT TO REAR BEARING) | 7072 | | | | | | | | | | | | | |
| 2" I.D. x 2 1/4" O.D. x 11/32" wide | C4TZ 7072-A | A | B | C | D | | | | | | | | | |
| SPRING (SLIDING GEAR TENSION) | C5TZ 7E082-A | 2 | 2 | 2 | 2 | | | | | | | | | |
| RETAINER ASSY. (OUTPUT SHAFT BEARING) 3 7/16" long-use with D3TA 7004-AA or AB trans.-also refer to groups 7A039 and 7A197 | C4TZ 7085-E | | B | | | | | | | | | | | |
| Nut-hex.-1/2"-20 | 33846-S8(M-69) | | 4 | | | | | | | | | | | |
| Lockwasher-1/2" | 34809-S8(X-68) | | 4 | | | | | | | | | | | |
| Stud-1/2"-13 and 1/2"-20 x 1 3/4" | 357599-S2(WW-51) | | 4 | | | | | | | | | | | |
| GASKET | 7086 | | | | | | | | | | | | | |
| Output shaft bearing retainer | B9TZ 7086-A | A | B | | | | | | | | | | | |
| Extension housing to case- 5 3/16" x 4 5/16" x 11/32" thick-use with D3TA 7003-DB, DC, KA, KB, LA, LB, MA, MB, NA, NB, RA, RB, D4TZ 7003-F, G, D5TA 7003-BA trans. D7TA 7003-AMA, ANA, ARA, ASA, ATA, AUA, BAA Transfer case adapter-use with D3TA 7003-CB, CC, D4TA 7003-ALA, D8TA 7003-FB,HB,JB- KB,LB,MB, D9TA 7003-KA,MA,NA,RA | C6TZ 7086-D | | B | C | D | | | | | | | | | |
| Transfer case adapter - use w/ D5TA 7003-DA trans. Also-D7TA 7003-RA, RB, AVA D8TA 7003-EB,GB, D9TA 7003-JA,LA | D5TZ 7086-A | | B | C | D | | | | | | | | | |
| FLANGE (OUTPUT SHAFT)-Also refer to group 7B198 or Section 71 for Chart | 7089 | | | | | | | | | | | | | |
| Notes: ♦ Industry number ▲ "Before Ser. S00,001" @ "From Ser. S00,001" | | | | | | | | | | | | | | |
| #C9TA 7089-A, ♦1410 or 055-5 15/16" long 35 splines | C9TZ 7089-A | A | | | | | | | | | | | | |
| #C9TA 7089-B, ♦1480-5 15/16" long-35 splines | ▲ C9TZ 7089-B | A | | | | | | | | | | | | |
| #D3TA 7089-DA or DB-♦1480-35 splines | @ D3TZ 7089-D | A | | | | | | | | | | | | |
| #97479-♦1310-4 3/4" long-28 splines-(4) 21/64" holes-2 29/32" bolt hole centers-use with D3TA 7003-DB, DC, KA, KB, LA, LB, RA, RB trans. Also-D7TA 7003-ARA, ATA,AUA,- D8TA 7003-HB,JB | C7TZ 7089-C | | B | C | D | | | | | | | | | |
| #3-3711-♦1350-35 splines use with D3TA 7004-AB | C5TZ 7089-A | | B | | | | | | | | | | | |
| BEARING | 7C096 | | | | | | | | | | | | | |
| Countershaft thrust rear-1 59/64" O.D. x 5/64" thick-38 rollers | C4TZ 7C096-A | A | B | C | D | | | | | | | | | |
| Synchronizer clutch gear thrust-#FA35688- 2 11/64" O.D. x 5/32" thick-27 rollers | C4TZ 7C096-C | A | B | C | D | | | | | | | | | |
| GEAR (LOW and REVERSE SLIDING)- 6 13/32" O.D.-37 spur-27 clutch teeth- 10 splines-incl. (2) C5TZ 7E082-A spring and (1) C4TZ 7100-J gear | C4TZ 7100-K | A | B | C | D | | | | | | | | | |
| RING (SYNCHRONIZER OUTER STOP)- 24 teeth-21/32" wide | D3TZ 7107-A | 2 | 2 | 2 | 2 | | | | | | | | | |
| RING (OUTPUT SHAFT SECOND SPEED GEAR SPLIT RETAINING)-1 13/16" I.D. x 2 11/32" O.D. x 1/16" thick | B7T 7109-A | 2 | 2 | 2 | 2 | | | | | | | | | |

1973/79
TRUCK SERIES 100/500

| DESCRIPTION/RESTRICTIONS | PART NUMBER | TRANSMISSION PARTS LISTS 6A THRU 6M | | | | | | | | | | | | |
|--|--|-------------------------------------|----------|----------|----------|---|---|---|---|---|---|---|---|--|
| | | A | B | C | D | E | F | G | H | J | K | L | M | |
| GEAR (COUNTERSHAFT CLUSTER)- 11 5/16" long-43-35-25 helical teeth-14 spur teeth | C4TZ 7113-A | A | B | | | | | | | | | | | |
| 11 5/16" long-43-34-25 helical teeth- 14 spur teeth | D8TZ 7113-A | | | C | D | | | | | | | | | |
| ROLLER (INPUT SHAFT PILOT BEARING)- #Q15902-9/32" O.D. x 11/16" long (set consists of 14) | B7T 7118-A | 1 set | 1 set | 1 set | 1 set | | | | | | | | | |
| BEARING ASSY. (COUNTERSHAFT-FRONT)- #M24161-1 1/2" I.D. x 1 7/8" O.D. x 1" thick | C4TZ 7118-A | A | B | C | D | | | | | | | | | |
| WASHER (COUNTERSHAFT CLUSTER GEAR THRUST) | 7119 | | | | | | | | | | | | | |
| Front-1 29/32" I.D. x 2 3/4" O.D. x 5/8" thick-4 oil grooves | C4TZ 7119-A | A | B | C | D | | | | | | | | | |
| Rear-1 1/4" I.D. x 1 7/8" O.D. x 1/32" thick | C4TZ 7119-B | A | B | C | D | | | | | | | | | |
| 1" I.D. x 1 3/4" O.D. x 5/32" wide- use with D1TZ 7004-A trans. Use with D3TA 7004-AA or AB trans. | C5TZ 7119-A | A | | | | | | | | | | | | |
| | | | B | | | | | | | | | | | |
| SYNCHRONIZER ASSY. (THIRD and FOURTH SPEED) | 7124 | | | | | | | | | | | | | |
| Incl. lock rings (7107), less hub (7183)-r/b D4HZ-A(4/79) | ★ D3TZ 7124-B | | B | C | D | | | | | | | | | |
| Without lock rings & hub (7183) | ★ D3TZ 7124-A r/b D4HZ 7124-A(7/78) | | B | C | D | | | | | | | | | |
| Complete assy. - incl. lock rings (7107) & hub(7183) | D4HZ 7124-A | A | B | C | D | | | | | | | | | |
| BEARING (COUNTERSHAFT-REAR) 2" I.D. x 2 3/8" major dia. x 1" wide | C4TZ 7127-A | A | B | C | D | | | | | | | | | |
| SPRING (SYNCHRONIZER BLOCKING)- 4" I.D. x 4 7/8" free length-2 1/2 active coils- 15/32" x 1/4" wide spring steel | C4TZ 7B137-A | A | B | C | D | | | | | | | | | |
| SHAFT (REVERSE IDLER GEAR)- 1" dia. x 5 11/32" long | C4TZ 7140-A | A | B | C | D | | | | | | | | | |
| GEAR ASSY. (REVERSE IDLER) | 7141 | | | | | | | | | | | | | |
| 1 1/2" I.D. x 3 7/8" O.D.-17-21 teeth- w/bearing-use with F250,350 | D0TZ 7141-A | A | B | C | D | | | | | | | | | |
| W/bronze bushing-use with F150 | C9TZ 7141-A | A | B | C | D | | | | | | | | | |
| BUSHING (REVERSE IDLER GEAR) | 7143 | | | | | | | | | | | | | |
| 1" I.D. | C4TZ 7143-A | A | | | | | | | | | | | | |
| 31/32" I.D. x 1 11/64" O.D. x 2" long | D3TZ 7143-A | | B | C | D | | | | | | | | | |
| GASKET SET | 7153 | | | | | | | | | | | | | |
| | D5TZ 7153-A | A | B | C | D | | | | | | | | | |
| PLATE (COUNTERSHAFT and REVERSE IDLER SHAFT)-lock-1 1/8" overall length x 1/8" thick x 7/8" wide | C4TZ 7155-A | A | B | C | D | | | | | | | | | |
| Bolt (lock plate to case)-3/8"-16 x 5/8" | 20328-S8(B-76) | A | B | C | D | | | | | | | | | |
| Lockwasher-3/8" | 34807-S8(X-66) | A | B | C | D | | | | | | | | | |
| SHIM (SYNCHRONIZER TO OUTPUT SHAFT and THIRD SPEED IDLER GEAR) | 7160 | | | | | | | | | | | | | |
| .010" thick | B7T 7160-A | AR | AR | AR | AR | | | | | | | | | |
| .015" thick | B7T 7160-B | AR | AR | AR | AR | | | | | | | | | |
| SNAP RING (OUTPUT SHAFT SECOND SPEED GEAR)-3 1/16" I.D. x 3 7/16" O.D. x 1/16" thick | C4TZ 7161-A | A | B | C | D | | | | | | | | | |
| COVER (POWER TAKE-OFF)-6 1/4" long x 4 7/8" wide-(6) holes | BB 7165 | A | B | C | D | | | | | | | | | |
| 3/8"-16 | 383481-S2(BB-545-EU) | | | | 6 | | | | | | | | | |
| Bolt (cover to case)-hex. head-3/8"-16 x 5/8" | 20328-S8(B-76) | 6 | 6 | 6 | | | | | | | | | | |
| Lockwasher-3/8" | 34807-S8(X-66) | 6 | 6 | 6 | | | | | | | | | | |
| GASKET (POWER TAKE-OFF COVER)- 6 1/4" x 4 7/8"-1/64" thick-(6) 13/32" holes | B9TT 7166-C | A | B | C | D | | | | | | | | | |

NOTICE: When the parts list suffix is shown in the quantity required column, the quantity is one (1).

NEW PROCESS
4 SPEED TRANSMISSION

1973/79
TRUCK SERIES 100/500

| DESCRIPTION/RESTRICTIONS | PART NUMBER | TRANSMISSION PARTS LISTS 6A THRU 6M | | | | | | | | | | | | |
|--|---------------------|-------------------------------------|---|---|---|---|---|---|---|---|---|---|---|--|
| | | A | B | C | D | E | F | G | H | J | K | L | M | |
| RING (SYNCHRONIZER)—Also refer to Group 7124 | 7174 | | | | | | | | | | | | | |
| Inner stop—4 21/32" O.D.—third and fourth | B7T 7174-B | 2 | 2 | | | | | | | | | | | |
| Inner stop and clutch pin—5 1/16" O.D. 2nd. gear | C4TZ 7174-A | A | B | C | D | | | | | | | | | |
| GEAR (OUTPUT SHAFT SECOND SPEED)—2 1/8" I.D. x 5 7/64" O.D.—33 helical teeth—27 clutch teeth | C4TZ 7176-A | A | B | C | D | | | | | | | | | |
| GASKET | 7181 | | | | | | | | | | | | | |
| Countershaft bearing cap—rear—3 3/16" I.D. x .010" thick—(4) 13/32" bolt holes | C4TZ 7181-A | A | B | C | D | | | | | | | | | |
| Emission switch hole plug—use with D4TA 7003-ALA | D4TZ 7181-C | | B | | | | | | | | | | | |
| HUB (THIRD and FOURTH GEAR SYNCHRONIZER CLUTCH)—24 external teeth—35 internal splines incl. (1) C4TZ 7C096-C bearing | C4TZ 7183-B | A | B | C | D | | | | | | | | | |
| SLEEVE (SYNCHRONIZER SLIDING)—24 teeth Use with D3TA 7003-CB, DB, KA, LA, MA, NA and RA trans. | B7T 7187-A | A | B | | | | | | | | | | | |
| 24 Teeth—5 3/8" dia. | D0HZ 7187-A | | | C | D | | | | | | | | | |
| CAP (COUNTERSHAFT REAR BEARING) | C4TZ 7195-A | A | B | C | D | | | | | | | | | |
| Bolt (cap to case)—3/8"—16 x 3/4" | 20348-S8(B-77) | 4 | 4 | 4 | 4 | | | | | | | | | |
| Lockwasher—3/8" | 34807-S8(X-66) | 4 | 4 | 4 | 4 | | | | | | | | | |
| GEAR (OUTPUT SHAFT THIRD SPEED IDLER)—3 3/4" O.D. x 1 3/4" overall thickness—23 helical teeth—24 spur teeth | C4TZ 7196-A | A | B | | | | | | | | | | | |
| 3 7/8" O.D. x 1 45/64" thickness — — 24 helical teeth—24 spur teeth | D8TZ 7196-A | | | C | D | | | | | | | | | |
| ADAPTER (TRANSFER CASE)—incl. dowel and seal—7 3/4" long—use with D3TA 7003-CB, CC, D4TA 7003-ALA trans.—also refer to group 7A039 and 7085 | D3TZ 7A197-B | | B | | | | | | | | | | | |
| 8 1/32" long — use w/ D5TA 7003-DA, D7TA-AVA, D8TA 7003-GB, D9TA-LA | D5TZ 7A197-A | | B | C | D | | | | | | | | | |
| Bolt—hex. head—1/2"—13 x 1 1/2" | 20472-S7-8(B-122-A) | | 4 | | | | | | | | | | | |
| Lockwasher—external tooth—1/2" | ★ 34944-S7 | | 4 | | | | | | | | | | | |
| YOKE (SHAFT COUPLING)—4 3/4" long—28 splines—use with D3TA 7003-MA,MB,NA, NB trans.—Also D7TA 7003-ASA, BAA,D8TA 7003-FB,KB, D9TA-KA,MA—Also refer to group 7089-7A039 | C8TZ 7B198-A | | B | C | D | | | | | | | | | |
| 4 3/4" long—32 splines—use w/D4TZ-7003-F, G, D5TA 7003-BA trans. Also D7TA 7003-AMA, ANA—D8TA 7003-LB,MB, D9TA-NA,RA | D4TZ 7B198-A | | B | C | D | | | | | | | | | |
| GASKET (GEARSHIFT LEVER HOUSING TO GEARSHIFT HOUSING) | C1TT 7207-A | A | | | | | | | | | | | | |
| SEAL (EXTENSION HOUSING OIL)—2 1/8" I.D. x 3 1/16" O.D. x 1/2" wide—use with D4TZ 7003-F,G, D5TA 7003-BA trans., D7TA-ANA, D8TA 7003-LB,MB, D9TA-NA,RA | D3TZ 7B215-A | | B | C | D | | | | | | | | | |
| SPRING (REVERSE SHIFT LUG) | 7219 | | | | | | | | | | | | | |
| 1/2" O.D. x 1 9/16" free length | 7EQ 7219 | A | B | | | | | | | | | | | |
| 1/2" O.D. x 1 13/16" free length—8 1/2 coils | D3TZ 7219-B | | B | C | D | | | | | | | | | |
| TRUNNION (COVER)—5/16" dia. one end x 1/4" dia. other end x 1 3/16" long | D2TZ 7221-A | 2 | 2 | 2 | 2 | | | | | | | | | |

1973/79
TRUCK SERIES 100/500

NEW PROCESS
4 SPEED TRANSMISSION

| DESCRIPTION/RESTRICTIONS | PART NUMBER | TRANSMISSION PARTS LISTS 6A THRU 6M | | | | | | | | | | | | |
|--|---------------------------------|-------------------------------------|---|---|---|---|---|---|---|---|---|---|---|--|
| | | A | B | C | D | E | F | G | H | J | K | L | M | |
| HOUSING (GEARSHIFT) | | 7222 | | | | | | | | | | | | |
| #11753, #97758 | D3TZ 7222-A | | B | C | D | | | | | | | | | |
| #11305, #97235 | D2TZ 7222-D | A | | | | | | | | | | | | |
| #11240, #11347-use with D4TA 7003-ALA | D2TZ 7222-C | | B | | | | | | | | | | | |
| Bolt (housing to case)-3/8"-16 x 3/4" | 20348-S(B-77) | 6 | 6 | 6 | 6 | | | | | | | | | |
| Lockwasher-3/8" | 34807-S8(X-66) | 6 | 6 | 6 | 6 | | | | | | | | | |
| Plug-25/64" | 74113-S(P-62) | 3 | 3 | 3 | 3 | | | | | | | | | |
| Plug-3/8" | 352532-S(PP-60) | A | B | C | D | | | | | | | | | |
| Bolt (housing to case)-3/8"-16 x 1 1/8" | 354135-S7-8(BB-155-A) | 2 | 2 | 2 | 2 | | | | | | | | | |
| Plug (interlock hole)-3/8" | 373599-S(PP-60-A) | | B | C | D | | | | | | | | | |
| GASKET (GEARSHIFT HOUSING)- 10 11/16" long x 8 5/16" wide-(8) bolt holes | C4TZ 7223-A | A | B | C | D | | | | | | | | | |
| GATE (GEARSHIFT REVERSE - FRONT) | C4TZ 7232-A | A | B | C | D | | | | | | | | | |
| SPRING (GEAR SHIFTER SHAFTS POPPET)- 23/64" O.D. x 1" long-7 active coils | TYAA 7234-A | 3 | 3 | 3 | 3 | | | | | | | | | |
| Ball (shifter shaft poppet)-3/8" | 372720-S(AA-11) | 3 | 3 | 3 | 3 | | | | | | | | | |
| Ball (shifter shaft poppet)-7/16" | 353086-S (AA-14) | 3 | 3 | | | | | | | | | | | |
| PIN | | 7235 | | | | | | | | | | | | |
| Shifter interlock-3/16" O.D. x 1" long chamfer on one end only | C4TZ 7235-A | 5 | 5 | 5 | 5 | | | | | | | | | |
| Speedometer drive-9/32" long x 5/16" O.D.- use with D4TZ 7003-F, G, D5TA 7003-BA trans. | D4TZ 7235-A | | B | C | D | | | | | | | | | |
| Gear shifter shaft interlock-3/16" O.D. x 33/64" long | TYAA 7235-A | A | B | C | D | | | | | | | | | |
| SHAFT (SHIFTER) | | 7240-1 | | | | | | | | | | | | |
| First and second gear-5/8" dia. x 8 5/32" long | C4TZ 7240-A | A | B | C | D | | | | | | | | | |
| Third and fourth gear-5/8" dia. x 8 11/16" long | D2TZ 7241-B | A | B | C | D | | | | | | | | | |
| SHAFT (REVERSE GEARSHIFT) | C7TZ 7242-A | A | B | C | D | | | | | | | | | |
| ARM (GEARSHIFT REVERSE FORK) | C4TZ 7243-A | A | B | C | D | | | | | | | | | |
| PLUNGER | | 7247 | | | | | | | | | | | | |
| Shifter shaft interlock-3/8" dia. x 37/64" long- rounded ends | C4TZ 7247-A | 2 | 2 | 2 | 2 | | | | | | | | | |
| Reverse shift lug | C9TZ 7247-A | A | B | C | D | | | | | | | | | |
| Washer (reverse shift lug plunger)-"C" type- 7/32" opening x 1/16" thick x 5/8" wide | 356957-S(XX-14) | A | B | C | D | | | | | | | | | |
| GATE (GEAR SHIFTER SHAFT - FIRST and SECOND) | C4TZ 7279-A | A | B | C | D | | | | | | | | | |
| FORK (GEAR SHIFTER) | | 7289 | | | | | | | | | | | | |
| First and second-incl. nylon inserts | C4TZ 7289-D | A | B | C | D | | | | | | | | | |
| Third and Direct-incl.-inserts | D7TZ 7289-A | A | B | C | D | | | | | | | | | |
| SMALL PARTS REPAIR KIT | C4TZ 7B331-B | A | B | C | D | | | | | | | | | |
| PIN (CASE DOWEL)-1/2" dia. both ends x 1 1/4" long | C6TZ 7D362-A | | B | C | D | | | | | | | | | |
| BEARING AND GASKET OVERHAUL KIT | ★ D4HZ 7C391-D r/b9264-T-127 | A | B | C | D | | | | | | | | | |
| INSERT (GEAR SHIFTER FORKS) | | 7C430 | | | | | | | | | | | | |
| First and second gear shifter fork-3/4" long x 5/16" wide x 1/4" thick-nylon | D2TZ 7C430-A | 2 | 2 | 2 | 2 | | | | | | | | | |
| Third and fourth-3/4" long x 1/2" overall width | C2TZ 7C430-A | 2 | 2 | 2 | 2 | | | | | | | | | |

NOTICE: When the parts list suffix is shown in the quantity required column, the quantity is one (1).

| DESCRIPTION/RESTRICTIONS | PART NUMBER | TRANSMISSION PARTS LISTS 7A THRU 7M | | | | | | | | | | | | |
|---|--------------------------------|-------------------------------------|---|---|---|---|---|---|---|---|---|---|---|--|
| | | A | B | C | D | E | F | G | H | J | K | L | M | |
| SEAL (OUTPUT SHAFT BEARING RETAINER OIL)- #CR-526-497 - 2 1/2" I.D. x 3 1/4" O.D. x 1/2" thick-also refer to group 7052 | D2TZ 4813-A | A | B | | | | | | | | | | | |
| CASE ASSY. | 7006 | | | | | | | | | | | | | |
| | C5TZ 7006-H | | | C | | | | | | | | | | |
| | D0TZ 7006-A | A | | | | | | | | | | | | |
| | C8TZ 7006-A | | B | | | | | | | | | | | |
| | E0TZ 7006-E | | | | D | E | | | | | | | | |
| Use with D9TA 7003-CB on list "E" | E0TZ 7006-A | | | | | E | F | | | | | | | |
| Bolt (case to clutch housing)-9/16"-12 x 2" | 21062-S8(B-134) | 4 | 4 | 2 | 2 | 2 | 2 | | | | | | | |
| Lockwasher-9/16" | 34810-S7-8(X-69) | 4 | 4 | 2 | 2 | 2 | 2 | | | | | | | |
| Bolt (used to plug parking brake holes)-hex. head-3/8"-16 x 3/4" | 20348-S8(B-77) | 2 | 2 | 2 | 2 | 2 | 2 | | | | | | | |
| Lockwasher-3/8" | 34807-S8(X-66) | 2 | 2 | 2 | 2 | 2 | 2 | | | | | | | |
| Nut (case to clutch housing stud)-9/16"-18 | 33848-S7(M-70) | 2 | 2 | 2 | 2 | 2 | 2 | | | | | | | |
| Lockwasher-9/16" | 34810-S7(X-69) | 2 | 2 | 2 | 2 | 2 | 2 | | | | | | | |
| Plug-filler or drain-extended head- | 353051-S(PP-32) | 2 | 2 | C | 2 | 2 | 2 | | | | | | | |
| Stud-1/2"-13 x 1/2"-20 x 1 3/4" long | 357599-S2(WW-51) | 4 | 4 | 4 | 4 | 4 | 4 | | | | | | | |
| PLUG (TRANSMISSION DRAIN)-incl. D2TZ 7181-A gasket-5/8"-18 | ★ D2TZ 7A010-A Not replaced | | | C | | | | | | | | | | |
| SHAFT (INPUT) | 7017 | | | | | | | | | | | | | |
| 17 helical teeth-27 clutch teeth-9 1/8" long | C8TZ 7017-R | | | C | D | E | F | | | | | | | |
| 17 helical teeth-27 clutch teeth-10 splines-9 1/2" long | C8TZ 7017-M | A | B | | | | | | | | | | | |
| BEARING (INPUT SHAFT)-#308L1-1 9/16" I.D. x 3 1/2" O.D.-slotted snap ring | 8MTH 7025 | A | B | C | D | E | F | | | | | | | |
| VENT ASSY. (GEAR SHIFT HOUSING) | 7034 | | | | | | | | | | | | | |
| 5/8" long | 01A 7034 | A | B | C | D | E | F | | | | | | | |
| BUSHING (OUTPUT SHAFT BEARING RETAINER)-1 1/2" I.D. x 1 5/8" O.D. x 1 1/2" long | B3TZ 7A034-A | | | C | D | E | | | | | | | | |
| HOUSING(EXTENSION) | 7A039-Also See 7085 | | | | | | | | | | | | | |
| #13-01-027-904-12 11/64" long | D3TZ 7A039-B | | | C | D | | | | | | | | | |
| #13-01-066-901 | D9TZ 7A039-A | | | | | E | | | | | | | | |
| Bolt-hex. head-1/2"-13 x 1 3/8" | 20452-S8(B-122) | | | | 4 | 4 | 4 | | | | | | | |
| Lockwasher-1/2" | 34809-S8(X-68) | | | | 4 | 4 | 4 | | | | | | | |
| BAFFLE (INPUT SHAFT BEARING OIL)-1 9/16" I.D. x 3" O.D. | 8MTH 7040 | A | B | C | D | E | F | | | | | | | |
| INSERT | 7A044 | | | | | | | | | | | | | |
| First and second | C8TZ 7A044-C | 3 | 3 | | | | | | | | | | | |
| Third and high synchronizer | C5AZ 7A044-A | 3 | 3 | 3 | 3 | 3 | 3 | | | | | | | |
| RETAINER (INPUT SHAFT BEARING) | 7050 | | | | | | | | | | | | | |
| R.H. spiral oil grooves-4 1/8" overall length-3 49/64" flange I.D. x 5 1/8" flange O.D. | B6C 7050-A | A | B | | | | | | | | | | | |
| 3 13/16" overall length-4 53/64" flange O.D. x 1 9/16" hub dia. | C5TZ 7050-H | | | C | | | | | | | | | | |
| #13-01-027-907-3 13/16" long-4 19/32" flange O.D. x 1 1/2" hub diam. | D3TZ 7050-F | | | | D | E | F | | | | | | | |
| Bolt (retainer to case)-w/oil seal hex. head-5/16"-18 x 3/4" | 350673-S(BB-544) | 4 | 4 | 4 | 4 | 4 | 4 | | | | | | | |
| Lockwasher-5/16" | 34806-S7(X-64) | 4 | 4 | 4 | 4 | 4 | 4 | | | | | | | |
| GASKET (INPUT SHAFT BEARING RETAINER)-3 49/64" I.D. x 4 13/16" O.D. x 1/64" thick | 8MTH 7051-B | A | B | C | D | E | F | | | | | | | |

1973/79
TRUCK SERIES 100/500

| DESCRIPTION/RESTRICTIONS | PART NUMBER | TRANSMISSION PARTS LISTS 7A THRU 7M | | | | | | | | | | | | |
|---|---------------------|-------------------------------------|----|----|----|----|----|---|---|---|---|---|---|--|
| | | A | B | C | D | E | F | G | H | J | K | L | M | |
| SEAL | | 7052 | | | | | | | | | | | | |
| Output shaft bearing retainer oil-1 1/2" I.D. x 2 3/8" O.D.-also refer to group 4813 | C5TZ 7052-B | A | | C | D | | | | | | | | | |
| #CR-501438-input shaft bearing retainer-1 1/4" I.D. x 1 3/4" O.D. x 1/4" wide | C5TZ 7052-A | A | | C | D | E | F | | | | | | | |
| Output shaft-1 1/2" I.D. x 2 3/8" O.D.-use with D7TA 7003-BBA,BCA, D9TA-HB,SB | D6ZZ 7052-A | | | | D | | F | | | | | | | |
| Extension Housing-1 9/16" I.D. x 2 7/8" O.D. x 3/8" wide | D9TZ 7052-A | | | | | E | | | | | | | | |
| WASHER (OUTPUT SHAFT SECOND SPEED GEAR THRUST)-1 7/8" I.D. x 2 5/8" O.D. x 1/4" thickness | 8MTH 7056 | A | | C | D | E | F | | | | | | | |
| SNAP RING (OUTPUT SHAFT SYNCHRONIZER)-1 13/32" I.D. x 3/32" thick | 8D 7059 | A | B | C | D | E | F | | | | | | | |
| SHAFT (OUTPUT) | | 7061 | | | | | | | | | | | | |
| 14 47/64" long-10-10 splines-35 teeth | D0TZ 7061-E | A | | | | | | | | | | | | |
| 14 47/64" long-10-10 splines-35 teeth | C8TZ 7061-G | | B | | | | | | | | | | | |
| 16 53/64" long-10-10 splines-28 teeth | D2TZ 7061-A | | | C | D | | F | | | | | | | |
| 23 5/8" long-10-10 splines-28 teeth | D3TZ 7061-C | | | C | D | | F | | | | | | | |
| 19 7/32" long-10-10 splines-31 teeth | D9TZ 7061-A | | | | | E | | | | | | | | |
| Nut-lock-1"-20 | 371887-S(MM-149) | A | B | | | | | | | | | | | |
| Nut-hex. lock-3/4" | 375646-S2(MM-180-L) | | | C | | | | | | | | | | |
| SNAP RING (INPUT and OUTPUT SHAFT BEARING TO SHAFT) | | 7064 | | | | | | | | | | | | |
| 1 27/64" I.D. x .118" thick | B6C 7064-A | AR | AR | AR | AR | AR | AR | | | | | | | |
| .121" thick | B6C 7064-B | AR | AR | AR | AR | AR | AR | | | | | | | |
| .124" thick | B6C 7064-C | AR | AR | AR | AR | AR | AR | | | | | | | |
| .128" thick | B6C 7064-D | AR | AR | AR | AR | AR | AR | | | | | | | |
| Speedometer gear | 8L 7064-A | AR | | C | D | E | F | | | | | | | |
| Ball-speedometer gear-1/4" | 353351-S(AA-9) | A | | C | D | E | F | | | | | | | |
| BEARING (OUTPUT SHAFT) | | 7065 | | | | | | | | | | | | |
| Grooved for snap ring-#308L-1 9/16" I.D. x 3 9/16" O.D. x 29/32" thickness | 7EQ 7065 | A | | C | D | E | F | | | | | | | |
| #308MG-1 9/16" I.D. x 3 9/16" O.D. x 29/32" wide | C4TZ 7065-A | | B | | | | | | | | | | | |
| SNAP RING | | 7070 | | | | | | | | | | | | |
| Input shaft bearing-with 1/8" gap-3 13/32 I.D. 3/32" thick | 8MTH 7070 | A | B | C | D | E | F | | | | | | | |
| Output shaft bearing | | A | B | C | D | E | F | | | | | | | |
| RETAINER ASSY. (OUTPUT SHAFT BEARING) | | 7085 - Also see 7A039 | | | | | | | | | | | | |
| 4 1/64" long | C5TZ 7085-B | | | C | D | | F | | | | | | | |
| 3 7/16" long | C8TZ 7085-F | A | B | | | | | | | | | | | |
| 4 9/64" long-use with D3TZ 7003-K, L, M, D4TA 7003-KA or AAA trans. on List D | D3TZ 7085-E | | | | D | | | | | | | | | |
| Bolt-hex. head-3/8"-16 x 1 1/8" | 20408-S7(B-81) | 4 | 4 | | | | | | | | | | | |
| Bolt-hex. head-3/8"-16 x 2" | 20522-S8(B-89) | A | B | | | | | | | | | | | |
| Lockwasher-3/8" | 34807-S8(X-66) | 5 | 5 | | | | | | | | | | | |
| Bolt-hex. head-1/2"-13 x 1 3/8" | 20452-S8(B-122) | 4 | 4 | 4 | 4 | 4 | 4 | | | | | | | |
| Lockwasher-1/2" | 34809-S8(X-68) | 4 | 4 | 4 | 4 | 4 | 4 | | | | | | | |
| GASKET (OUTPUT SHAFT BEARING RETAINER) | | 7086 | | | | | | | | | | | | |
| | C5TZ 7086-B | A | | C | D | E | F | | | | | | | |
| | B9TZ 7086-A | | B | | | | | | | | | | | |

NOTICE: When the parts list suffix is shown in the quantity required column, the quantity is one (1).

| DESCRIPTION/RESTRICTIONS | PART NUMBER | TRANSMISSION PARTS LISTS 7A THRU 7M | | | | | | | | | | | | |
|--|---------------------|-------------------------------------|---|---|---|---|---|---|---|---|---|---|---|--|
| | | A | B | C | D | E | F | G | H | J | K | L | M | |
| FLANGE (OUTPUT SHAFT) 7089 | | | | | | | | | | | | | | |
| Notes: ▲ "Before Ser. S00,001" @ "From Ser. S00,001", ◇ Industry number | | | | | | | | | | | | | | |
| Use with D3TA 7003-EA, EB, FA, FB, GA, GB, D3TZ 7003-K, M or D4TA 7003-AAA trans.-28 splines-4 3/4" long-also refer to group 7B198 | C7TZ 7089-C | | | C | D | | | | | | | | | |
| #C9TA 7089-A-◇1410 or ◇055-35 splines-5 15/16" long | ▲ C9TZ 7089-A | | B | | | | | | | | | | | |
| #D3TA 7089-CA-35 splines-use with C9TA 7004-G trans.-◇1410 or ◇055 | @ D3TZ 7089-C | | B | | | | | | | | | | | |
| Nut-hex, lock-3/4"-20 | 375646-S2(MM-180-L) | | | C | D | | | | | | | | | |
| GEAR 7100 | | | | | | | | | | | | | | |
| First and second speed synchronizer-40 external teeth-36 internal teeth-6 21/64" O.D. x 2 7/8" wide | C5TZ 7100-C | A | | C | D | E | F | | | | | | | |
| First speed-40 helical teeth-39 clutch teeth-6 3/8" O.D. x 2" wide | C8TZ 7100-F | | B | | | | | | | | | | | |
| GEAR (OUTPUT SHAFT THIRD SPEED)-24 helical teeth-27 clutch teeth-3 5/8" O.D. x 2" wide | C8TZ 7101-B | A | B | C | D | E | F | | | | | | | |
| GEAR (SECOND SPEED)-33 helical-36 clutch teeth-4 61/64" O.D. x 2 9/64" wide Refer to group 7176 | C5TZ 7102-C | A | B | C | D | E | F | | | | | | | |
| RING 7107 | | | | | | | | | | | | | | |
| First and second | C8TZ 7107-C | | 2 | | | | | | | | | | | |
| Output shaft third and high synchronizer blocking | C8TZ 7107-D | 2 | 2 | 2 | 2 | 2 | 2 | | | | | | | |
| SNAP RING 7109 | | | | | | | | | | | | | | |
| First and second | C8TZ 7109-A | | 2 | | | | | | | | | | | |
| Third and high synchronizer clutch hub | C8TZ 7109-B | 2 | 2 | 2 | 2 | 2 | 2 | | | | | | | |
| COUNTERSHAFT-12 9/32" long x 1 1/8" O.D. x 9/64" slot one end | C5TZ 7111-A | A | B | C | D | E | F | | | | | | | |
| GEAR (COUNTERSHAFT CLUSTER) 7113 | | | | | | | | | | | | | | |
| 43-36-27-16 teeth-9 21/32" long | C5TZ 7113-E | A | | C | D | E | F | | | | | | | |
| 43-36-27-16 teeth-9 1/4" long | C8TZ 7113-E | | B | | | | | | | | | | | |
| SPACER (COUNTERSHAFT GEAR PILOT BEARING) 7115 | | | | | | | | | | | | | | |
| 5 5/16" long | 8MTH 7115-B | A | | C | D | E | F | | | | | | | |
| 4 7/8" long x 1 1/4" O.D. x 1 5/32" I.D. | C8TZ 7115-A | | B | | | | | | | | | | | |
| PLATE (COUNTERSHAFT GEAR THRUST)-Front-(1) oil groove-(2) scallops-1 5/32" I.D. x 2 5/8" O.D. x 1/16" thick | 8MTH 7119-A | A | | C | D | E | F | | | | | | | |
| WASHER (OUTPUT SHAFT)-1" I.D. x 1 3/4" O.D. x 5/32" thick | C5TZ 7119-A | A | B | | | | | | | | | | | |
| SYNCHRONIZER ASSY. 7124 | | | | | | | | | | | | | | |
| First and second speed | C6TZ 7124-F | A | | C | D | E | F | | | | | | | |
| | C8TZ 7124-E | | B | | | | | | | | | | | |
| Third and fourth speed | C8TZ 7124-F | A | B | C | D | E | F | | | | | | | |
| PLATE (COUNTERSHAFT GEAR THRUST) 7128 | | | | | | | | | | | | | | |
| 1 5/32" I.D. x 29/64" O.D. x 1/16" thick Front and rear | C5TZ 7128-A | A | | C | D | E | F | | | | | | | |

1973/79
TRUCK SERIES 100/500

| DESCRIPTION/RESTRICTIONS | PART NUMBER | TRANSMISSION PARTS LISTS 7A THRU 7M | | | | | | | | | | | | |
|---|------------------|-------------------------------------|----|---|----|----|----|---|---|---|---|---|---|--|
| | | A | B | C | D | E | F | G | H | J | K | L | M | |
| PLATE (COUNTERSHAFT GEAR THRUST) 7128 --- Cont'd | | | | | | | | | | | | | | |
| (1) tab-(1) slot-1 5/32" I.D. x 2 1/8" O.D. x 1/16" thick Front and rear | 8MTH 7128 | A | | C | D | E | F | | | | | | | |
| SPACER (COUNTERSHAFT GEAR PILOT BEARING)-1 11/64" I.D. x 1 15/32" O.D. x 3/64" thick Input shaft bearing | 8MTH 7135 | 6 | 6 | 6 | 6 | 6 | 6 | | | | | | | |
| SHAFT (REVERSE IDLER GEAR)-5 13/16" long | 8MTH 7140 | A | B | C | D | E | F | | | | | | | |
| GEAR and BUSHING (REVERSE IDLER) 7141 | | | | | | | | | | | | | | |
| Notes: @ Includes bushing, rollers, spacers, snap rings and washers † Includes bushing only | | | | | | | | | | | | | | |
| 18 teeth-2 5/8" long x 3" O.D. | D2TZ 7141-A @ | | B | | | | | | | | | | | |
| GEAR (REVERSE)-44 helical teeth-10 splines-7" O.D. x 1" wide | C8TZ 7142-E | | B | | | | | | | | | | | |
| 17-20 teeth-2 5/8" long | D3TZ 7142-C @ | A | | C | D | | F | | | | | | | |
| Use with D7TA 7003-BBA, BCA on list "D" & D9TA-SB.HB | D7TZ 7142-A @ | | | | D | E | F | | | | | | | |
| ROLLER (REVERSE IDLER GEAR BEARING)-#Q6283-37 front and 37 rear-1/8" dia. x 1" long | B3C 7145-A | 74 | 74 | | 74 | 74 | 74 | | | | | | | |
| GASKET SET | A8TZ 7153-D | A | | C | | | | | | | | | | |
| | D8HZ 7153-A | | B | | | | | | | | | | | |
| | D9TZ 7153-A | | | | D | E | F | | | | | | | |
| RETAINER (COUNTERSHAFT and REVERSE IDLER SHAFT) 7155 | | | | | | | | | | | | | | |
| (2) 13/32" holes-19/32" bolt hole centers-3 25/32" x 3/4" x 7/64" | 8MTH 7155 | A | | C | D | E | F | | | | | | | |
| (1) 13/32" hole-3 27/32" long-3/4" wide-tapered to 3/8" one end | C8TZ 7155-A | | B | | | | | | | | | | | |
| Bolt (retainer to case)-hex. head-3/8"-16 x 3/4" | 20348-S8(B-77) | A | B | C | D | E | F | | | | | | | |
| Lockwasher-3/8" | 34807-S8(X-66) | A | B | C | D | E | F | | | | | | | |
| SNAP RING (REVERSE IDLER GEAR BEARING ROLLER)-front and rear-1 3/4" O.D. | D2TZ 7156-A | 2 | 2 | | 2 | 2 | 2 | | | | | | | |
| SNAP RING 7160 | | | | | | | | | | | | | | |
| First speed gear | C8TZ 7160-D | | B | | | | | | | | | | | |
| Output shaft second speed gear-1 3/4" I.D. x 2 1/8" O.D. x 3/32" thick | 8MTH 7160 | A | B | C | D | E | F | | | | | | | |
| Output shaft second speed synchronizer hub | | 2 | 2 | 2 | 2 | 2 | 2 | | | | | | | |
| Countershaft bearing-1 3/4" I.D. x 2" O.D. x .096" thick | C8TZ 7160-B | | AR | | | | | | | | | | | |
| .099" thick | C8TZ 7160-C | | AR | | | | | | | | | | | |
| .102" thick | C8TZ 7160-D | | AR | | | | | | | | | | | |
| SNAP RING (OUTPUT SHAFT SECOND SPEED SYNCHRONIZER SHIFTING PLATE) | B3C 7161-A | A | | C | D | E | F | | | | | | | |
| PLATE (OUTPUT SHAFT SECOND SPEED SYNCHRONIZER SHIFTING) | B3C 7164-A | 3 | | 3 | 3 | 3 | 3 | | | | | | | |
| COVER (POWER TAKE-OFF)-(6) holes-6 1/4" long x 4 7/8" wide | BB 7165 | A | B | C | D | E | F | | | | | | | |
| Bolt (cover to case)-3/8"-16 x 5/8" | 20328-S8(B-76) | 6 | 6 | 6 | 6 | 6 | 6 | | | | | | | |
| Lockwasher-3/8" | 34807-S8(X-66) | 6 | 6 | 6 | 6 | 6 | 6 | | | | | | | |
| Lockwasher-external teeth-3/8" | 351487-S(XX-291) | 6 | 6 | 6 | 6 | 6 | 6 | | | | | | | |

NOTICE: When the parts list suffix is shown in the quantity required column, the quantity is one (1).

| DESCRIPTION/RESTRICTIONS | PART NUMBER | TRANSMISSION PARTS LISTS 7A THRU 7M | | | | | | | | | | | | |
|--|---------------------|-------------------------------------|----|----|----|----|----|---|---|---|---|---|---|--|
| | | A | B | C | D | E | F | G | H | J | K | L | M | |
| GASKET (POWER TAKE-OFF COVER) | 7166 | | | | | | | | | | | | | |
| (6) 13/32" holes-6 1/4" x 4 7/8" x 1/16" thick | B9TT 7166-C | A | B | C | D | E | F | | | | | | | |
| RING (OUTPUT SHAFT SECOND SPEED) | 8MTH 7175-B | A | | C | D | E | F | | | | | | | |
| GEAR SYNCHRONIZER BLOCKING)-36 teeth | | | | | | | | | | | | | | |
| GEAR (OUTPUT SHAFT SECOND SPEED)- 33 helical teeth-39 clutch teeth-5" O.D.- also refer to group 7102 | C8TZ 7176-B | | B | | | | | | | | | | | |
| PIVOT (GEARSHIFT LEVER)-2 11/16" long | C8TZ 7K179-A | | B | | | | | | | | | | | |
| ROLLER-(COUNTERSHAFT GEAR PILOT BEARING)- #C436Q-3/16" dia. x 1" long | 7EQH 7193 | 88 | 88 | 88 | 88 | 88 | 88 | | | | | | | |
| Input shaft | | 22 | 22 | 22 | 22 | 22 | 22 | | | | | | | |
| YOKE (SHAFT COUPLING)-Use with D3TA 7003-HB, JB, D3TZ 7003-L or D7TA 7003-AAA, D4TA 7003-KA D9TA-FB,GB- 28 splines 4 7/8" long-also refer to 7089 | C8TZ 7B198-A | | | C | D | | F | | | | | | | |
| Yoke-28 spline-4 7/8" long-use with D7TA 7003-BBA, BCA, D9TA-HB,SB | D7TZ 7B198-A | | | | D | E | F | | | | | | | |
| Nut-hex. lock-3/4"-20 | 375646-S2(MM-180-L) | | | | D | E | F | | | | | | | |
| GASKET (GEARSHIFT LEVER HOUSING TO GEARSHIFT HOUSING)-9 holes-6 3/4" x 4 1/4" x 1/32" thick | C1TT 7207-A | | B | | | | | | | | | | | |
| SPRING (REVERSE GATE PLUNGER FOR CENTER CONTROL)-17/32" O.D. x 1 11/64" free length | 41T 7219-A | A | B | C | D | E | F | | | | | | | |
| CAP (CONTROL HOUSING) | 8MTH 7220 | A | B | C | D | E | F | | | | | | | |
| HOUSING (GEARSHIFT) | C9TZ 7222-A | | B | | | | | | | | | | | |
| | D0TZ 7222-E | A | | | | | | | | | | | | |
| | D2TZ 7222-G | | | C | | | | | | | | | | |
| 11 5/8" long x 7 1/2" wide x 5 7/16" high | D3TZ 7222-B | | | | D | E | F | | | | | | | |
| Use with D9TA 7003-CB on list "E" | D9TZ 7222-A | | | | | E | | | | | | | | |
| Bolt (housing to case)-hex. head-3/8"-16 x 1" | 20388-S8(B-80) | 6 | | 6 | | | | | | | | | | |
| Plug (housing shifter shaft)-expansion-3/4" | 74113-S(P-2) | 6 | 6 | 6 | 6 | 6 | 6 | | | | | | | |
| Bolt (housing to case)-hex. head-3/8"-16 x 5/8" | 20328-S8(B-76) | | 6 | | | | | | | | | | | |
| Bolt (housing to case)-hex. head-3/8"-16 x 7/8" | 20368-S2(B-79) | 6 | | 6 | 6 | 6 | 6 | | | | | | | |
| Lockwasher-3/8" | 34807-S8(X-66) | 6 | 6 | 6 | 6 | 6 | 6 | | | | | | | |
| Plug (shifter shaft lock plunger hole)- drive in-3/8" | 353096-S(PP-61) | A | B | C | D | E | F | | | | | | | |
| GASKET (GEARSHIFT HOUSING) | 7223 | | | | | | | | | | | | | |
| | 8MTH 7223 | A | | C | | | | | | | | | | |
| 11 3/4" long x 9" wide x .010" thick | C8TZ 7223-D | | B | | | | | | | | | | | |
| 11 5/8" long x 7 1/2" wide x 1/64" thick | D3TZ 7223-A | | | | D | E | F | | | | | | | |
| FORK (GEARSHIFTER)-Also refer to group 7243 | 7230-1 | | | | | | | | | | | | | |
| Third and fourth gear-4" inside width | C8TZ 7230-B | A | B | | | | | | | | | | | |
| Refer to group 7289 | | | | C | | | | | | | | | | |
| #13-01-096-902-4 1/16" inside width | D3TZ 7230-B | | | | D | E | F | | | | | | | |
| 4 15/16" inside width | C8TZ 7231-F | A | | C | | | | | | | | | | |
| | C8TZ 7231-H | | B | | | | | | | | | | | |
| First and second-#13-01-096-901- 5" inside width | D3TZ 7231-A | | | | D | E | F | | | | | | | |
| Reverse-#13-01-096-903 | D3TZ 7231-C | | | | D | E | F | | | | | | | |
| Pin-roll-3/16" x 1 1/8" | 305086-S(NN-108-A) | A | B | C | 3 | 3 | 3 | | | | | | | |
| GATE (SHIFTER SHAFT REVERSE GEAR)- #T18-37 | D1TZ 7232-A | A | B | C | | | | | | | | | | |
| 1 7/8" long | D3TZ 7232-A | | | | D | E | F | | | | | | | |
| Cotter pin-1/8" x 1" | 72035-S7-8(N-51) | A | B | C | | | | | | | | | | |
| Ball (reverse gearshifter shaft gate lock)-1/4" | 353351-S(AA-9) | A | B | C | | | | | | | | | | |
| Pin-roll-3/16" x 1 1/8" | 305086-S(NN-108-A) | A | B | C | D | E | F | | | | | | | |

1973/79
TRUCK SERIES 100/500

| DESCRIPTION/RESTRICTIONS | PART NUMBER | TRANSMISSION PARTS LISTS 7A THRU 7M | | | | | | | | | | | | |
|--|-------------------|-------------------------------------|---|---|---|---|---|---|---|---|---|---|---|--|
| | | A | B | C | D | E | F | G | H | J | K | L | M | |
| PLUNGER (GEARSHIFTER LOCK FOR CENTER CONTROL)-3/8" dia. x 19/32" long | BB 7233 | 2 | 2 | 2 | 2 | 2 | 2 | | | | | | | |
| SPRING | 7234 | | | | | | | | | | | | | |
| Reverse gearshifter shaft gate lock ball-13/16" free length-1/4" O.D. | A8T 7234-A | A | B | C | | | | | | | | | | |
| Sliding gear tension-1 11/64" free length-5/16" dia. | C6TZ 7234-A | A | | C | D | E | F | | | | | | | |
| Gearshifter shaft lock plunger-9 coils-15/16" free length-11/32" O.D. | BB 7234 | 2 | 2 | 2 | 2 | 2 | 2 | | | | | | | |
| Shifter shaft-5 coils-13/16" long x 1/4" O.D. | D2TZ 7234-A | | | C | | | | | | | | | | |
| Second speed synchronizer hub-8 coils-15/16" free length x 11/32" O.D. | 8D 7234 | | | 3 | 3 | 3 | 3 | | | | | | | |
| # Light Green-third and high gearshifter shaft-15/16" free length x 11/32" O.D. | C1TT 7234-D | A | B | C | D | E | F | | | | | | | |
| SPRING KIT (THIRD and FOURTH SHIFT FORK)-incl. (1) D2TZ 7234-A spring (1) 13-09-109-001 ball and (2) 9414521 pins-use w/D2TZ 7289-A fork | D4TZ 7234-A | | | C | | | | | | | | | | |
| Ball (sliding gear tension spg.)-steel-5/16" | 353081-S(AA-10) | | B | C | D | E | F | | | | | | | |
| Ball (second speed synch. hub spg.)-3/8" | 372720-S(AA-11) | | 3 | 3 | 3 | 3 | 3 | | | | | | | |
| Shifter shaft lock plunger | | | 3 | 3 | 3 | 3 | 3 | | | | | | | |
| Cotter pin-1/8"-1" | 72035-S7-8(N-51) | | B | C | | | | | | | | | | |
| Pin (pivot to case)-roll-3/16" x 1 1/2" | 353909-S8(NN-109) | | B | | | | | | | | | | | |
| SHOE (REVERSE GEARSHIFTER ARM) | 7235 | | | | | | | | | | | | | |
| 1 5/64" overall length | A8T 7235-A | A | | C | | | | | | | | | | |
| Pin (gearshifter lock plunger)-3/16" O.D. x 1/2" long | B7QH 7235-A | A | B | C | D | E | F | | | | | | | |
| Clip (reverse gearshifter arm shoe) | 358311-S(GG-1) | A | | C | | | | | | | | | | |
| PIVOT (REVERSE GEARSHIFTER ARM)-2" long | B6C 7236-A | A | | C | | | | | | | | | | |
| Pin (pivot to case)-tapered-No. 0-1 1/4" long | 73757-S(N-95) | A | | C | | | | | | | | | | |
| SHAFT (GEARSHIFTER) | 7240-2 | | | | | | | | | | | | | |
| Low and second gear-8 7/8" long x 5/8" O.D. | C8TZ 7240-B | A | | C | | | | | | | | | | |
| 8 1/2" long x 5/8" O.D. | C8TZ 7240-E | | B | | | | | | | | | | | |
| 8 31/32" long x 5/8" O.D. | D3TZ 7240-G | | | | D | E | F | | | | | | | |
| 6 5/16" long-5/8" O.D. | C8TZ 7241-B | A | | | | | | | | | | | | |
| 8 3/8" long x 5/8" O.D. | C8TZ 7241-D | | B | | | | | | | | | | | |
| 7 37/64" long x 5/8" O.D. | D3TZ 7241-B | | | | D | E | F | | | | | | | |
| 7 1/8" long x 5/8" O.D. | D2TZ 7241-A | | | C | | | | | | | | | | |
| Reverse gear-9 5/64" long x 5/8" O.D. | C8TZ 7242-A | A | | C | | | | | | | | | | |
| 10 1/8" long x 5/8" O.D. | C8TZ 7242-D | | B | | | | | | | | | | | |
| 10 1/16" long x 5/8" O.D. | D3TZ 7242-B | | | | D | | F | | | | | | | |
| Reverse-10 3/64" long x 5/8" dia.-use with D7TA 7003-BBA,BCA, D9TA-HB,SB | D7TZ 7242-A | | | | D | E | F | | | | | | | |
| ARM (REVERSE GEARSHIFTER)-Also refer to group 7230-1 | 7243 | | | | | | | | | | | | | |
| | B6C 7243-A | A | | C | | | | | | | | | | |
| | C8TZ 7243-A | | B | | | | | | | | | | | |
| Clip (reverse shifter shoe)-1/2" | 358311-S(GG-1) | A | B | C | | | | | | | | | | |
| PLUNGER (SHIFTER SHAFT GATE REVERSE GEAR)-1/2" O.D. | C6TZ 7247-A | A | B | C | | | | | | | | | | |
| 2 1/64" long x 1/2" O.D. one end x 1/4" O.D. other end | D3TZ 7247-A | | | | D | E | F | | | | | | | |
| Washer (low and reverse shifter shaft gate plunger to gate)-"C" type-5/8" wide x 7/32" opening x 1/16" thick | 356957-S(XX-14) | | | C | | | | | | | | | | |
| Washer (low and reverse shifter shaft gate plunger to gate)-"C" type-1/8" opening x 1/32" thick | ★ 358328-S | A | B | C | D | E | F | | | | | | | |

NOTICE: When the parts list suffix is shown in the quantity required column, the quantity is one (1).

| DESCRIPTION/RESTRICTIONS | PART NUMBER | TRANSMISSION PARTS LISTS 7A THRU 7M | | | | | | | | | | | | |
|---|--------------------------------|-------------------------------------|---|---|---|---|---|---|---|---|---|---|---|--|
| | | A | B | C | D | E | F | G | H | J | K | L | M | |
| GATE (GEARSHIFTER SHAFT LOW and SECOND GEAR) | 7279 | | | | | | | | | | | | | |
| First and second | C8TZ 7279-A | A | | C | D | E | F | | | | | | | |
| | C8TZ 7279-B | | B | | | | | | | | | | | |
| Third and fourth-2 1/2" long | D3TZ 7279-C | | | | D | E | F | | | | | | | |
| Rev. use with D7TA 7003-BBA, BCA D9TA-HB,SB | D7TZ 7279-A | | | | D | E | F | | | | | | | |
| Third and direct-use with D9TA 7003-CB on list "E" | D9TZ 7279-A | | | | | E | | | | | | | | |
| Pin-roll-3/16" x 1 1/8" | 305086-S(NN-108-A) | A | B | C | D | E | F | | | | | | | |
| SEAL (REVERSE GEARSHIFTER ARM PIVOT RUBBER)-"O" ring type-7/16" I.D. x 1/8" dia. | 1A 7288-A | A | | C | | | | | | | | | | |
| Seal-3/4" I.D. x 7/8" O.D. | 87020-S93(T-14) | | B | | | | | | | | | | | |
| FORK (GEARSHIFTER THIRD and FOURTH)-also refer to group 7230-1-incl. (1) each D2TZ 7234-A spring, 353351-S ball | D2TZ 7289-A | | | C | | | | | | | | | | |
| SMALL PARTS REPAIR KIT | B6TZ 7B331-C | | | C | D | E | F | | | | | | | |
| PIN (EXTENSION HSG.-DOWEL) 1/2" dia.-3 groove, approx. 1 1/4" long | D9TZ 7D362-A | | | | | E | | | | | | | | |
| SHOE (REVERSE GEARSHIFTING)-1 51/64" long "C" washer-gap-11/16" I.D. x 7/16" | C8TZ 7409-A 358311-S (GG-1) | | B | | | | | | | | | | | |
| SHOE (SHIFT FORK) | 7C430 | | | | | | | | | | | | | |
| First and second, third and fourth-1 3/16" long x 7/16" wide | D3TZ 7C430-D | | | | | 4 | 4 | 4 | | | | | | |
| Reverse-1 13/16" long x 1/4" wide | D3TZ 7C430-C | | | | D | E | F | | | | | | | |
| SPACER (REVERSE IDLER GEAR BEARING OR ROLLERS CENTER)-1 7/16" I.D. x 1 5/8" O.D. | 8MTH 7482 | A | B | | D | E | F | | | | | | | |
| WASHER (REVERSE IDLER GEAR BUSHING THRUST)-1 9/64" I.D. x 1 3/8" O.D. x 3/16" thick | C9TZ 7728-A | 2 | 2 | | 2 | 2 | 2 | | | | | | | |
| WASHER (OUTPUT SHAFT BEARING) | C5TZ 17288-A | A | B | C | D | E | F | | | | | | | |

| DESCRIPTION/RESTRICTIONS | PART NUMBER | TRANSMISSION PARTS LISTS 8A THRU 8M | | | | | | | | | | | | |
|---|------------------|-------------------------------------|----|----|---|---|---|---|---|---|---|---|---|--|
| | | A | B | C | D | E | F | G | H | J | K | L | M | |
| SEAL (OUTPUT SHAFT BEARING RETAINER OIL)- #CR-526497-2 1/2" I.D. x 3 1/4" O.D. x 1/2" thick | D2TZ 4813-A | A | B | C | | | | | | | | | | |
| CASE ASSY.- #99510 | D0HZ 7005-G | A | B | C | | | | | | | | | | |
| Plug (filler or drain)-socket head-3/4"-18 | 358048-S(PP-43) | A | B | C | | | | | | | | | | |
| Plug-magnetic (drain)-square socket hd.-3/4"-18 pipe | 353240-SA(PP-52) | A | B | C | | | | | | | | | | |
| Plug-magnetic (drain)-square socket hd.-3/4"-18 pipe- # B | 374506-S(PP-51) | A | B | C | | | | | | | | | | |
| Bolt-hex. head-9/16"-12 x 2" | 21062-S8(B-134) | 2 | 2 | 2 | | | | | | | | | | |
| Stud-9/16"-12 x 9/16"-18 x 2 9/16" | 354320-S(WW-52) | 2 | 2 | 2 | | | | | | | | | | |
| Lockwasher-9/16" | 34810-S7-8(X-69) | 4 | 4 | 4 | | | | | | | | | | |
| Nut-hex. head-9/16"-18 | 33848-S7(M-70) | 2 | 2 | 2 | | | | | | | | | | |
| SHAFT (INPUT)-17 helical-24 clutch teeth-9 5/32" long | C2TZ 7017-E | A | | | | | | | | | | | | |
| 19 helical-24 clutch teeth-9 5/32" long | C2TZ 7017-C | | B | C | | | | | | | | | | |
| WASHER (MAIN SHAFT THRUST)-2 1/8" I.D. x 2 1/2" O.D. x 1/8" thick | D0HZ 7019-A | A | B | C | | | | | | | | | | |
| BEARING (INPUT SHAFT)-Snap ring groove-# 211SL-2 5/32" I.D. x 3 15/16" O.D. x 13/16" wide | TGAA 7025-A | A | B | C | | | | | | | | | | |
| SNAP RING-(INPUT SHAFT BEARING)-3 3/64" O.D. x 3/32" thick x 1/4" gap | B7T 7026-A | A | B | C | | | | | | | | | | |
| Output shaft | | A | B | C | | | | | | | | | | |
| WASHER (REVERSE IDLER THRUST)-5/16" I.D. x 2" O.D. x 1/16" thick | D2TZ 7029-A | A | B | C | | | | | | | | | | |
| SNAP RING (OUTPUT SHAFT BEARING RETAINER)-2" I.D. x 7/64" thick | D0HZ 7030-A | 3 | 3 | 3 | | | | | | | | | | |
| NUT (INPUT SHAFT)-2 5/32"-20 special-2 3/4" O.D.-4 spanner slotts | B7T 7045-A | A | B | C | | | | | | | | | | |
| RETAINER (INPUT BEARING)-3 9/16" flange I.D. x 5 1/8" flange O.D. x 4 1/8" overall length | B7T 7050-A | A | B | C | | | | | | | | | | |
| Screw (input shaft bearing to case)-w/oil seal-hex. head-5/16"-18 x 3/4" | 350673-S(BB-544) | 4 | 4 | 4 | | | | | | | | | | |
| GASKET | 7051 | | | | | | | | | | | | | |
| Input shaft bearing retainer | B7T 7051-B | A | B | C | | | | | | | | | | |
| Countershaft front bearing retainer | C2TZ 7051-A | A | B | C | | | | | | | | | | |
| SNAP RING (SYNCHRONIZER HUB) | 7059 | | | | | | | | | | | | | |
| 1 1/4" I.D. x 1 29/32" O.D. x .087" thick | D0HZ 7059-A | AR | AR | AR | | | | | | | | | | |
| .090" thick | D0HZ 7059-B | AR | AR | AR | | | | | | | | | | |
| .093" thick | D0HZ 7059-C | AR | AR | AR | | | | | | | | | | |
| .096" thick | D0HZ 7059-D | AR | AR | AR | | | | | | | | | | |
| SHAFT (OUTPUT)-16 5/8" long-28-35 teeth-50-10-splines | D0HZ 7061-F | A | B | C | | | | | | | | | | |
| Nut-main shaft (rear)-hex. lock-1 1/4"-18 | 372040-S(MM-177) | A | B | C | | | | | | | | | | |
| BEARING (OUTPUT SHAFT REAR)-# 309L-1 49/64" I.D. x 3 15/16" O.D. x 63/64" wide | TGAA 7065-A | A | B | C | | | | | | | | | | |
| WASHER (OUTPUT SHAFT SECOND SPEED GEAR)-50 splines-2 3/4" O.D. x 1/4" thick | D0HZ 7069-A | A | B | C | | | | | | | | | | |
| SPACER (REAR COUNTERSHAFT) | 7072 | | | | | | | | | | | | | |
| Inner-2 1/16" I.D. x 2 7/16" O.D. | B9TZ 7072-A | A | B | C | | | | | | | | | | |
| Outer-1 7/8" I.D. x 2 5/16" O.D. x 1/8" wide | B9TZ 7072-B | A | B | C | | | | | | | | | | |
| RETAINER ASSY. (COUNTERSHAFT REAR) 2 7/16" I.D. | D0HZ 7085-E | A | B | C | | | | | | | | | | |

1973/79
TRUCK SERIES 100/500

| DESCRIPTION/RESTRICTIONS | PART NUMBER | TRANSMISSION PARTS LISTS 8A THRU 8M | | | | | | | | | | | | |
|---|------------------|-------------------------------------|-------|-------|---|---|---|---|---|---|---|---|---|--|
| | | A | B | C | D | E | F | G | H | J | K | L | M | |
| OUTPUT SHAFT BEARING | 7085 | | | | | | | | | | | | | |
| 2" long-(4) 17/32" holes-w/o trans. mounted parking brake | C8TZ 7085-K | A | B | C | | | | | | | | | | |
| 3 7/16" long-(4) 1/2" holes-w/trans. mounted parking brake | C8TZ 7085-M | A | B | C | | | | | | | | | | |
| Stud-1/2"-13 x 1/2"-20 x 1 7/8" | 88424-S2(W-32) | 4 | 4 | 4 | | | | | | | | | | |
| Stud-1/2"-13 x 1/2"-20 x 1 3/4" | 357599-S2(WW-51) | 4 | 4 | 4 | | | | | | | | | | |
| Lockwasher-1/2" external tooth | ★ 34944-S | 8 | 8 | 8 | | | | | | | | | | |
| Nut-hex. head-1/2"-20 | 33846-S8(M-69) | 4 | 4 | 4 | | | | | | | | | | |
| Bolt-hex. head-3/8"-16 x 3/4" | 20348-S8(BB-77) | 4 | 4 | 4 | | | | | | | | | | |
| Lockwasher-3/8" | 34807-S8(X-66) | 4 | 4 | 4 | | | | | | | | | | |
| Gasket (output shaft bearing retainer) | 7086 | | | | | | | | | | | | | |
| cork .030" thick-use w/DOTZ 7085-B C8TZ 7085-K, and C8TZ 7085-M retainers | B9TZ 7086-B | A | B | | | | | | | | | | | |
| rubber .011" thick-use w/ D6TZ 7085-K and D6TZ 7085-L retainers | D0TZ 7086-A | A | B | | | | | | | | | | | |
| GASKET (OUTPUT SHAFT BEARING RETAINER) | B9TZ 7086-A | A | B | C | | | | | | | | | | |
| FLANGE (OUTPUT SHAFT) | 7089 | | | | | | | | | | | | | |
| Notes: ▲ "Before Ser. S00,001", @ "From Ser. S20,001", ◇ industry number | | | | | | | | | | | | | | |
| #C9TA 7089-C-◇1410 or 055-10 splines 5 15/16" long | ▲ C9TZ 7089-C | A | B | C | | | | | | | | | | |
| #D3TA 7089-GA-◇1410-6 5/32" long-10 splines | @ D3TZ 7089-G | A | B | C | | | | | | | | | | |
| #C9TA 7089-D-◇1480-10 splines-5 15/16" long | ▲ C9TZ 7089-D | A | B | C | | | | | | | | | | |
| #D3TA 7089-HA-◇1480-6 5/32" long-10 splines 5 3/4" long-8" flange dia.-1 3/4" spline dia.-◇6C | @ D3TZ 7089-H | A | B | C | | | | | | | | | | |
| GEAR (FIRST SPEED)-40 external-50 internal teeth | D0HZ 7089-B | A | B | C | | | | | | | | | | |
| CLUTCH (SECOND and THIRD SPEED SYNCHRONIZER)- #C94468-28 clutch teeth- 5 1/2" O.D. | D0HZ 7100-H | A | B | C | | | | | | | | | | |
| CLUTCH (SECOND and THIRD SPEED SYNCHRONIZER)- #C94468-28 clutch teeth- 5 1/2" O.D. | C9TZ 7105-A | A | B | C | | | | | | | | | | |
| RING (SYNCHRONIZER OUTER-BLOCKING) | 7107 | | | | | | | | | | | | | |
| Second & third speed | C2TZ 7107-A | A | B | C | | | | | | | | | | |
| Fourth & fifth speed | C2TZ 7107-B | 2 | 2 | 2 | | | | | | | | | | |
| SNAP RING (OUTPUT SHAFT THIRD SPEED IDLER GEAR) | C9TZ 7109-A | 2 | 2 | 2 | | | | | | | | | | |
| GEAR (COUNTERSHAFT CLUSTER) | 7113 | | | | | | | | | | | | | |
| 20-19-13 teeth | D0HZ 7113-F | A | | | | | | | | | | | | |
| 20-20-13 teeth | D0HZ 7113-E | | B | C | | | | | | | | | | |
| Key-countershaft | 375717-S(LL-7-C) | A | B | C | | | | | | | | | | |
| SNAP RING (INPUT SHAFT BEARING ROLLER RETAINER WASHER)-1 9/16" I.D. x 1 3/4" O.D. x 1/8" gap | B7T 7117-A | A | B | C | | | | | | | | | | |
| ROLLER | 7118 | | | | | | | | | | | | | |
| Input shaft pilot bearing-Q15902-9/32" O.D. x 11/16" long (set consists of 14) | B7T 7118-A | 1 set | 1 set | 1 set | | | | | | | | | | |
| Countershaft cluster gear rear bearing | | 1 set | 1 set | 1 set | | | | | | | | | | |
| Washer-input shaft pilot bearing roller retaining-1 1/4" I.D. x 1 41/64" O.D. x 1/16" thick | 370288-S(XX-275) | A | B | C | | | | | | | | | | |
| BEARING (COUNTERSHAFT - FRONT) #1208L | C2TZ 7118-A | A | B | C | | | | | | | | | | |
| WASHER (COUNTERSHAFT - FRONT) | C2TZ 7119-A | A | B | C | | | | | | | | | | |
| BEARING (REVERSE IDLER) | 7120 | | | | | | | | | | | | | |
| Front- # B1412 | C2TZ 7120-B | A | B | C | | | | | | | | | | |
| Rear- # B1816 | C2TZ 7120-A | A | B | C | | | | | | | | | | |
| SYNCHRONIZER ASSY. (FOURTH and FIFTH)- #99828 | D5HZ 7124-B | A | B | C | | | | | | | | | | |

NOTICE: When the parts list suffix is shown in the quantity required column, the quantity is one (1).

| DESCRIPTION/RESTRICTIONS | PART NUMBER | TRANSMISSION PARTS LISTS 8A THRU 8M | | | | | | | | | | | | |
|---|----------------|-------------------------------------|----|----|---|---|---|---|---|---|---|---|---|--|
| | | A | B | C | D | E | F | G | H | J | K | L | M | |
| RETAINER (COUNTERSHAFT BEARING)- Front-4 1/2" O.D.-(6) 11/32" holes | D0HZ 7135-B | A | B | C | | | | | | | | | | |
| Bolt-countershaft front retainer-hex. head- 5/16"-18 x 3/4" | 20346-S8(B-50) | 6 | 6 | 6 | | | | | | | | | | |
| Lockwasher-5/16" | 34806-S7(X-64) | 6 | 6 | 6 | | | | | | | | | | |
| GEAR (THIRD SPEED - COUNTERSHAFT) | 7137 | | | | | | | | | | | | | |
| 27 teeth | C2TZ 7137-B | A | | | | | | | | | | | | |
| 29 teeth | C2TZ 7137-A | | B | C | | | | | | | | | | |
| GEAR ASSY. (REVERSE IDLER)-Incl. shaft | C2TZ 7141-A | A | B | C | | | | | | | | | | |
| GEAR (FOURTH SPEED - COUNTERSHAFT) | 7144 | | | | | | | | | | | | | |
| 34 teeth | C2TZ 7144-B | A | | | | | | | | | | | | |
| 36 teeth | C2TZ 7144-A | | B | | | | | | | | | | | |
| 40 teeth | C2TZ 7144-C | | | C | | | | | | | | | | |
| BEARING (REVERSE IDLER ROLLER)- #NTA 815 | C2TZ 7145-A | A | B | C | | | | | | | | | | |
| GASKET SET - also use B9TZ 7086-A gasket | C2TZ 7153-A | A | B | C | | | | | | | | | | |
| RETAINER (REVERSE IDLER GEAR) | 7155 | | | | | | | | | | | | | |
| 1 3/8" I.D. x 1 3/4" O.D. x 2 5/32" long | D0HZ 7155-C | A | B | C | | | | | | | | | | |
| Plate-countershaft and reverse idler shaft lock | 7EQ 7155 | A | B | C | | | | | | | | | | |
| Bolt-hex. head-3/8"-16 x 5/8" | 20328-S8(B-76) | A | B | C | | | | | | | | | | |
| Lockwasher-3/8" | 34807-S8(X-66) | A | B | C | | | | | | | | | | |
| GEAR (OUTPUT SHAFT FOURTH SPEED) | 7158 | | | | | | | | | | | | | |
| 23-24 teeth | D0HZ 7158-F | A | | | | | | | | | | | | |
| 21-24 teeth | D0HZ 7158-H | | B | | | | | | | | | | | |
| 17-24 teeth | D0HZ 7158-G | | | C | | | | | | | | | | |
| SHIM (OUTPUT SHAFT FOURTH SPEED GEAR) | 7160 | | | | | | | | | | | | | |
| .010" thick | B7T 7160-A | AR | AR | AR | | | | | | | | | | |
| .015" thick | B7T 7160-B | AR | AR | AR | | | | | | | | | | |
| COVER (POWER TAKE-OFF)-6 1/4" long x 4 7/8" wide-(6) holes | BB 7165 | 2 | 2 | 2 | | | | | | | | | | |
| Bolt-cover to case-hex. hd.-3/8"-16 x 5/8" | 20328-S8(B-76) | 12 | 12 | 12 | | | | | | | | | | |
| Lockwasher-3/8" | 34807-S8(X-66) | 12 | 12 | 12 | | | | | | | | | | |
| GASKET (POWER TAKE-OFF COVER)-6 1/4" x 4 7/8" x 1/64" thick-(6) 13/32" holes | B9TT 7166-C | 2 | 2 | 2 | | | | | | | | | | |
| RINGS and PINS | 7174 | | | | | | | | | | | | | |
| #C97988-Fourth and fifth speed synchronizer | D0HZ 7174-A | 2 | 2 | 2 | | | | | | | | | | |
| #94469-Third speed synchronizer | C9TZ 7174-B | A | B | C | | | | | | | | | | |
| #C94461-Second speed synchronizer | C9TZ 7174-A | A | B | C | | | | | | | | | | |
| GEAR (OUTPUT SHAFT - SECOND SPEED) | 7176 | | | | | | | | | | | | | |
| Incl. bushing | D0HZ 7176-D | A | | | | | | | | | | | | |
| Incl. bushing | D0HZ 7176-E | | B | C | | | | | | | | | | |
| GEAR (COUNTERSHAFT DRIVE) | 7177 | | | | | | | | | | | | | |
| 40 teeth | C2TZ 7177-B | A | | | | | | | | | | | | |
| 38 teeth | C2TZ 7177-A | | B | C | | | | | | | | | | |
| GASKET (OUTPUT SHAFT BEARING RETAINER) | B7T 7181-A | A | B | C | | | | | | | | | | |
| GEAR (FOURTH and FIFTH SPEED SYNCHRONIZER)-24 external-35 internal teeth | D0HZ 7183-A | A | B | C | | | | | | | | | | |
| SLEEVE (FOURTH and FIFTH SPEED SYNCHRONIZER GEAR SLIDING)-24 teeth- 5 3/8" dia. | D0HZ 7187-A | A | B | C | | | | | | | | | | |
| BUSHING (OUTPUT SHAFT - SECOND SPEED GEAR)-2 1/4" dia. x 1 1/2" wide | D0HZ 7193-E | A | B | C | | | | | | | | | | |
| GEAR (OUTPUT SHAFT THIRD SPEED IDLER) | 7196 | | | | | | | | | | | | | |
| 30-28 teeth | D0HZ 7196-A | A | | | | | | | | | | | | |
| 27-28 teeth | D0HZ 7196-B | | B | C | | | | | | | | | | |

1973/79
TRUCK SERIES 100/500

| DESCRIPTION/RESTRICTIONS | PART NUMBER | TRANSMISSION PARTS LISTS 8A THRU 8M | | | | | | | | | | | | |
|--|---------------------------------|-------------------------------------|----|----|---|---|---|---|---|---|---|---|---|--|
| | | A | B | C | D | E | F | G | H | J | K | L | M | |
| WASHER (COUNTERSHAFT RETAINER)- 41/64" I.D. x 2" O.D. x 1/4" thick | D0HZ 7198-A | A | B | C | | | | | | | | | | |
| SPRING (LOW and REVERSE GATE PLUNGER)- 1/2" O.D. x 1 9/16" free length | 7EQ 7219 | 2 | 2 | 2 | | | | | | | | | | |
| TRUNNION (GEARSHIFT HOUSING)-13/16" long x 5/16" dia. one end x 1/4" dia. other end | D2TZ 7221-A | 2 | 2 | 2 | | | | | | | | | | |
| HOUSING (GEARSHIFT)- #11341 | D2TZ 7222-E | A | B | C | | | | | | | | | | |
| Bolt (gearshift housing)-hex. hd. shoulder-3/8"- 16 x 1 1/8" | 370285-S(BB-442) | 2 | 2 | 2 | | | | | | | | | | |
| Lockwasher-3/8" | 34807-S8(X-66) | 2 | 2 | 2 | | | | | | | | | | |
| Lock pin-rail and fork-spring-7/32" x 1 1/8" | 370286-S(NN-110) | 7 | 7 | 7 | | | | | | | | | | |
| Plug-expansion (cover)-7/16" | 370287-S(PP-65) | 2 | 2 | 2 | | | | | | | | | | |
| Plug-hsg. shifter shaft-7/8" expansion | 74115-S(P-4) | 4 | 4 | 4 | | | | | | | | | | |
| GASKET (GEARSHIFT HOUSING) | B7T 7223-A | A | B | C | | | | | | | | | | |
| FORK (GEAR SHIFTER - FOURTH and FIFTH SPEED) | C2TZ 7230-A | A | B | C | | | | | | | | | | |
| FORK (GEAR SHIFTER - LOW GEAR) | C2TZ 7231-A | A | B | C | | | | | | | | | | |
| GATE (GEAR SHIFTER SHAFT - LOW and REVERSE GEAR) | B7T 7232-B | 2 | 2 | 2 | | | | | | | | | | |
| Washer (low and reverse shifter shaft gate) | 356957-S(XX-14) | 2 | 2 | 2 | | | | | | | | | | |
| SPRING (POPPET) | B7T 7234-A | 4 | 4 | 4 | | | | | | | | | | |
| PIN (GEAR SHIFTER SHAFT LOCK PLUNGER)- 7/32" O.D. x 5/8" long | 7EQ 7235 | 2 | 2 | 2 | | | | | | | | | | |
| SHAFT (GEAR SHIFTER - LOW GEAR) | C2TZ 7240-A | A | B | C | | | | | | | | | | |
| SHAFT (GEAR SHIFTER - SECOND and THIRD GEAR) | C2TZ 7241-A | A | B | C | | | | | | | | | | |
| SHAFT (GEAR SHIFTER - REVERSE)-9 11/16" long | B7T 7242-A | A | B | C | | | | | | | | | | |
| ARM (GEARSHIFT - REVERSE FORK) | C2TZ 7243-A | A | B | C | | | | | | | | | | |
| PLUNGER (SHIFTER SHAFT GATE - LOW and REVERSE GEAR)-2 1/8" long | B7T 7247-A | 2 | 2 | 2 | | | | | | | | | | |
| GATE (GEAR SHIFTER SHAFT - SECOND and THIRD GEAR) | B7T 7279-A | A | B | C | | | | | | | | | | |
| FORK (GEAR SHIFTER - SECOND and THIRD)- 5 1/64" inside width | B7T 7289-A | A | B | C | | | | | | | | | | |
| SHAFT (GEAR SHIFTER - FOURTH and FIFTH GEAR)-9 3/8" long | B7T 7334-A | A | B | C | | | | | | | | | | |
| BEARING AND GASKET OVERHAUL KIT | ★ D4HZ 7C391-B R/B9264-T-29B | A | B | C | | | | | | | | | | |
| INSERT (FOURTH and FIFTH SHIFT FORK) | C2TZ 7C430-A | 2 | 2 | 2 | | | | | | | | | | |
| RACE (REVERSE IDLER BEARING - THRUST) | C2TZ 7482-A | A | B | C | | | | | | | | | | |
| "O" RING (REVERSE IDLER RETAINER) | B9QH 12143-A | A | B | C | | | | | | | | | | |
| Ball-poppet-7/16" | 353086-S | 10 | 10 | 10 | | | | | | | | | | |

NOTICE: When the parts list suffix is shown in the quantity required column, the quantity is one (1).

CLARK 5 SPEED TRANSMISSION

TRUCK SERIES 100/500

| DESCRIPTION/RESTRICTIONS | PART NUMBER | TRANSMISSION PARTS LISTS 9A THRU 9M | | | | | | | | | | | | |
|--|------------------------------------|-------------------------------------|---|---|---|---|---|---|---|---|---|---|---|--|
| | | A | B | C | D | E | F | G | H | J | K | L | M | |
| SEAL (OUTPUT SHAFT BEARING RETAINER OIL)-#CR-526497 2 1/2" I.D. x 3 1/4" O.D. x 1/2" thick | D2TZ 4813-A | A | B | | | | | | | | | | | |
| CASE ASSY. | C9TZ 7005-A | A | B | | | | | | | | | | | |
| Bolt (case to clutch housing)-9/16"-12 x 2" | 21062-S8(B-134) | 2 | 2 | | | | | | | | | | | |
| Nut (case to clutch housing stud)-9/16"-18 | 33848-S7(M-70) | 2 | 2 | | | | | | | | | | | |
| Plug (filler or drain)-extended head-3/4" | 353051-S(PP-32) | A | B | | | | | | | | | | | |
| Plug (filler)-extended head-1" pipe | 353069-S(PP-46) | A | B | | | | | | | | | | | |
| Plug (magnetic drain)-square socket head-3/4"-14 pipe | 353240-SA(PP-52) | A | B | | | | | | | | | | | |
| Plug (magnetic drain)-square socket head-marked B-3/4"-14 pipe | 374506-S(PP-51) | A | B | | | | | | | | | | | |
| PLUG (MAGNETIC DRAIN)-4" long-3/4" pipe thread | C4TZ 7A010-A | A | B | | | | | | | | | | | |
| SLINGER (COUNTERSHAFT OIL)-3 7/16" O.D. x 3/32" thick "Before Ser. 00,000" r/b | C8TZ 7C016-A D6HZ 7C016-A(8/76) | 2 | 2 | | | | | | | | | | | |
| 1 25/32" I.D. x 3 7/16" O.D. x 3/32" thick "From Ser. 00,000" | D6HZ 7C016-A | 2 | 2 | | | | | | | | | | | |
| SHAFT (INPUT) 7017 | | | | | | | | | | | | | | |
| 22 helical teeth-25 clutch teeth-10 splines-used with D0TA 7004-L, M, D3TZ 7004-A, B trans. | C8TZ 7017-A | A | B | | | | | | | | | | | |
| 24 helical teeth-25 clutch teeth-10 splines-9 15/32" long-used w/D0TA 7004-N, D3TZ 7004-C trans. | C8TZ 7017-B | A | B | | | | | | | | | | | |
| SNAP RING (COUNTERSHAFT BEARING)-1 21/32" I.D. x 2 1/32" O.D. x 3/32" thick Input shaft bearing | C8TZ 7030-A | A | B | | | | | | | | | | | |
| RETAINER (REVERSE PLUNGER RETAINING SPRING)-3/4"-14-incl. rubber washer | D3TZ 7032-A | | B | | | | | | | | | | | |
| SEAL ASSY. (INPUT SHAFT OIL)-#520269-C.R. 1 3/4" I.D. x 2 1/2" O.D. x 5/16" thick | C8TZ 7048-A | A | B | | | | | | | | | | | |
| RETAINER (INPUT SHAFT BEARING)-5 1/8" O.D. of flange x 1 3/4" hub O.D. x 4 1/8" long | C8TZ 7050-A | A | B | | | | | | | | | | | |
| Bolt (retainer to case)-w/oil seal-hex. head-5/16"-18 x 3/4" | 350673-S(BB-544) | 4 | 4 | | | | | | | | | | | |
| Lockwasher-5/16" | 34806-S7(X-64) | 4 | 4 | | | | | | | | | | | |
| GASKET (INPUT SHAFT BEARING RETAINER)-1/64" thick-serviced only in kit C8TZ 7153-A | ★7051 | A | B | | | | | | | | | | | |
| SNAP RING (OUTPUT SHAFT) 7059 | | | | | | | | | | | | | | |
| Fourth speed gear retaining-1 25/32" I.D. x 3/32" thick | B3Q 7059-A | A | B | | | | | | | | | | | |
| Second speed idler gear retaining-2 13/32" I.D. x 3/32" thick | B3Q 7059-B | A | | | | | | | | | | | | |
| SHAFT (OUTPUT) 17 11/16" long-10-6-10 splines-10 grooves | C8TZ 7061-B | A | B | | | | | | | | | | | |
| Nut (flange to shaft)-hex. lock-2" O.D. x 1 1/4"-18 | 372040-S(MM-177) | A | B | | | | | | | | | | | |
| 1 1/4"-18 x 2 1/4" across flats | 371000-S(MM-179) | A | | | | | | | | | | | | |
| SNAP RING (GEAR SHAFT RETAINER)-fourth & fifth speed hub sleeve-1 1/2" I.D. x 1 7/8" O.D. x 3/32" thick | C8TZ 7064-A | A | B | | | | | | | | | | | |
| BEARING-Output shaft rear-#N309L-1 3/4" I.D. x 3 15/16" O.D. x 13/16" thick-(8)balls-11/16" dia. Countershaft-rear Input shaft | C4TZ 7065-C | A | B | | | | | | | | | | | |

1973/79
TRUCK SERIES 100/500

CLARK 5 SPEED TRANSMISSION

| DESCRIPTION/RESTRICTIONS | PART NUMBER | TRANSMISSION PARTS LISTS 9A THRU 9M | | | | | | | | | | | | |
|---|----------------------|-------------------------------------|---|---|---|---|---|---|---|---|---|---|---|--|
| | | A | B | C | D | E | F | G | H | J | K | L | M | |
| WASHER (OUTPUT SHAFT SECOND SPEED GEAR)-2 7/8" O.D.-6 splines x 3/16" thick | C8TZ 7069-A | A | B | | | | | | | | | | | |
| SPACER (OUTPUT SHAFT REAR BEARING)-1 3/4" I.D. x 2 1/8" O.D. x 7/8" thick | B9Q 7072-A | A | B | | | | | | | | | | | |
| RETAINER ASSY. (OUTPUT SHAFT BEARING) | 7085 | | | | | | | | | | | | | |
| 1 15/16" long-(4) 17/32" holes-w/o trans. mounted parking brake | C8TZ 7085-K | A | B | | | | | | | | | | | |
| 3 7/16" long-(4) 17/32" & (4) 1/2" holes-w/trans. mounted parking brake | C8TZ 7085-M | A | B | | | | | | | | | | | |
| 4" long-5 31/32" square flange-w/trans. mounted parking brake | D0HZ 7085-B | A | B | | | | | | | | | | | |
| Bolt-1/2"-13 x 1 1/4" | 384903-S2(BB-815-DX) | 4 | 4 | | | | | | | | | | | |
| cork .030" thick-use w/D0TZ 7085-B C8TZ 7085-K. C8TZ 7085-M retainers | B9TZ 7085-B | A | B | | | | | | | | | | | |
| Gasket (Output shaft bearing retainer) | 7086 | | | | | | | | | | | | | |
| rubber .011" thick-use w/D6TZ 7085-K and D6TZ 7085-L retainers | D0TZ 7086-A | A | B | | | | | | | | | | | |
| FLANGE (OUTPUT SHAFT) | 7089 | | | | | | | | | | | | | |
| Also refer to Section 71 | | | | | | | | | | | | | | |
| Notes: ▲ "Before Ser. S00,001", @ "From Ser. S00,001" ◇ industry number | | | | | | | | | | | | | | |
| 3 9/16" long | B9T 7089-A | A | B | | | | | | | | | | | |
| 4 13/16" long-◇6C | B9QH 7089-B | A | B | | | | | | | | | | | |
| #C9TA 7089-C-10 splines-5 5/16" long-◇1410 or 055 | ▲ C9TZ 7089-C | A | B | | | | | | | | | | | |
| #D3TA 7089-GA-10 splines-6 5/32" long-◇1410 or 055 | @ D3TZ 7089-G | A | B | | | | | | | | | | | |
| #C9TA 7089-D-10 splines-5 5/16" long-◇1480 | ▲ C9TZ 7089-D | A | B | | | | | | | | | | | |
| D3TA 7089-HA-10 splines-6 5/32" long-◇1480 | @ D3TZ 7089-H | A | B | | | | | | | | | | | |
| 5 23/32" long x 8" flange dia.-10 splines-◇6C | ▲ D0HZ 7089-B | A | B | | | | | | | | | | | |
| D3TA 7089-EA-10 splines-5 25/32" long-◇6C | @ D3TZ 7089-E | A | B | | | | | | | | | | | |
| GEAR (LOW AND REVERSE SLIDING)-41 teeth -6 splines-7 1/2" O.D. x 1 15/16" thick | C8TZ 7100-A | A | B | | | | | | | | | | | |
| GEAR (OUTPUT SHAFT SECOND & THIRD SPEED) | 7103 | | | | | | | | | | | | | |
| 26 internal teeth-38 external teeth-1/2" O.D. x 1 9/32" thick | C8TZ 7103-A | A | B | | | | | | | | | | | |
| 26 external teeth-6 internal splines-3 3/8" O.D. x 1" thick | C8TZ 7103-B | A | B | | | | | | | | | | | |
| RING (OUTPUT SHAFT) | 7107 | | | | | | | | | | | | | |
| Third synchronizer blocking-5 1/2" O.D.-26 teeth x 35/64" thick | C8TZ 7107-A | A | B | | | | | | | | | | | |
| Fourth & fifth synchronizer-5" O.D.-12 spline teeth x 9/16" thick | C8TZ 7107-B | 2 | 2 | | | | | | | | | | | |
| GEAR | 7113 | | | | | | | | | | | | | |
| Countershaft cluster-19-32-12 teeth x 15 3/8" long | C8TZ 7113-A | A | B | | | | | | | | | | | |
| Key (countershaft constant mesh third and fourth speed gears)-1 1/4" x 5/16" woodruff | ★ 74189-S | 3 | 3 | | | | | | | | | | | |
| WASHER (OUTPUT SHAFT THIRD SPEED GEAR THRUST) | 7117 | | | | | | | | | | | | | |
| 1 7/8" I.D. x 2 3/4" O.D. x 1/8" thick | C4TZ 7117-B | A | | | | | | | | | | | | |
| 1 3/8" I.D. x 2 3/4" O.D. x 1/4" thick | C8TZ 7117-A | A | B | | | | | | | | | | | |
| BEARING (COUNTERSHAFT GEAR-PILOT)-Front-#MY28161-1 3/4" I.D. x 2 1/8" O.D. x 1" long | C8TZ 7118-C | A | B | | | | | | | | | | | |

NOTICE: When the parts list suffix is shown in the quantity required column, the quantity is one (1).

CLARK 5 SPEED TRANSMISSION

TRUCK SERIES 100/500

| DESCRIPTION/RESTRICTIONS | PART NUMBER | TRANSMISSION PARTS LISTS 9A THRU 9M | | | | | | | | | | | | |
|--|--------------------|-------------------------------------|----|---|---|---|---|---|---|---|---|---|---|--|
| | | A | B | C | D | E | F | G | H | J | K | L | M | |
| BEARING | 7120 | | | | | | | | | | | | | |
| Reverse idler shaft-pilot-# J361644- 1 1/8" I.D. x 1 5/8" O.D. x 3/8" long | 7EQ 7120 | 2 | 2 | | | | | | | | | | | |
| Roller (output shaft pilot bearing)-# 2CE8821 | C4TZ 7120-B | A | B | | | | | | | | | | | |
| SYNCHRONIZER ASSY. | 7124 | | | | | | | | | | | | | |
| Fourth and fifth speed direct | C8TZ 7124-A | A | B | | | | | | | | | | | |
| Second and third | C8TZ 7124-B | A | B | | | | | | | | | | | |
| SHAFT (REVERSE IDLER GEAR)- 5 11/32" long | 7EQ 7140 | A | B | | | | | | | | | | | |
| GEAR (REVERSE IDLER) | 7142 | | | | | | | | | | | | | |
| 20 & 15 teeth x 2 7/8" long | C8TZ 7142-A | A | B | | | | | | | | | | | |
| GEAR (COUNTERSHAFT-FOURTH SPEED) | 7144 | | | | | | | | | | | | | |
| 5 3/4" O.D.-39 teeth x 2 3/8" long-use with DOTA 7004-L, D3TZ 7004-A | C8TZ 7144-A | A | B | | | | | | | | | | | |
| 2 3/8" long-42 teeth-use with DOTA 7004-M, D3TZ 7004-B trans. | C8TZ 7144-C | A | B | | | | | | | | | | | |
| 6 3/4" O.D. x 2 3/8" long-46 teeth-use with D3TZ 7004-C, DOTA 7004-N trans. | C8TZ 7144-B | A | B | | | | | | | | | | | |
| GASKET SET | C8TZ 7153-A | A | B | | | | | | | | | | | |
| RETAINER (COUNTERSHAFT & REVERSE IDLER SHAFT)-1 1/16" x 7/8" x 11/64"- (1) 25/64" hole | 7EQ 7155 | A | B | | | | | | | | | | | |
| Bolt (retainer to case)-hex. head-3/8"-16 x 5/8" | 20328-S8(B-76) | 2 | 2 | | | | | | | | | | | |
| Lockwasher-3/8" | 34807-S8(X-66) | 2 | 2 | | | | | | | | | | | |
| GEAR (OUTPUT SHAFT-FOURTH SPEED) | 7158 | | | | | | | | | | | | | |
| 28 helical teeth-25 clutch teeth x 1 7/8" long- use with DOTA 7004-L, D3TZ 7004-A trans. | C8TZ 7158-A | A | B | | | | | | | | | | | |
| 24 helical teeth-25 clutch teeth x 1 7/8" long- use with DOTA 7004-M, D3TZ 7004-B trans. | C8TZ 7158-B | A | B | | | | | | | | | | | |
| 21 helical teeth-25 clutch teeth x 1 7/8" long- use with DOTA 7004-N, D3TZ 7004-C trans. | C8TZ 7158-C | A | B | | | | | | | | | | | |
| SNAP RING (SECOND and THIRD HUB)- 2 1/4" free I.D. x 2 1/2" O.D. x 3/32" thick- flat cut end | D4TZ 7160-A | 2 | 2 | | | | | | | | | | | |
| Second gear retaining -- helix cut end. | D4TZ 7160-A | A | B | | | | | | | | | | | |
| SNAP RING (COUNTERSHAFT GEAR and SHAFT RETAINING)-2 1/2" free O.D.- fits 2 1/8" groove x 3/32" thick | C5TZ 7162-A | A | B | | | | | | | | | | | |
| (COVER)-(POWER TAKE-OFF) | 7EQ 7165 | 2 | 2 | | | | | | | | | | | |
| Bolt (cover to case)-3/8"-16 x 5/8" | 20328-S8(B-76) | 12 | 12 | | | | | | | | | | | |
| Lockwasher-3/8" | 34807-S8(X-66) | 12 | 12 | | | | | | | | | | | |
| Lockwasher-external teeth-3/8" | 351487-S(XX-291) | 12 | 12 | | | | | | | | | | | |
| GASKET (POWER TAKE-OFF COVER)- 6 1/4" x 4 7/8" x 1/16" thick-(6) 13/32" holes | B9TT 7166-C | 2 | 2 | | | | | | | | | | | |
| GEAR | 7177 | | | | | | | | | | | | | |
| Countershaft drive-42 teeth-6 5/16" dia. x 2 3/8" long-use with DOTA 7004-N, D3TZ 7004-C trans. | C8TZ 7177-A | A | B | | | | | | | | | | | |
| 45 teeth-6 5/8" dia. x 2 3/8" long-use with DOTA 7004-L, M, D3TZ 7004-A, B | C8TZ 7177-B | A | B | | | | | | | | | | | |
| GASKET (COUNTERSHAFT BEARING CAP-REAR)-4 1/4" I.D. x 4 9/16" O.D. x 1/64" thick | C8TZ 7181-A | A | | | | | | | | | | | | |
| GASKET (GEARSHIFT LEVER HOUSING TO GEARSHIFT HOUSING)-6 5/16" x 4 7/16" x 1/32" thick | C8TZ 7185-A | A | | | | | | | | | | | | |

1973/79
TRUCK SERIES 100/500

CLARK 5 SPEED TRANSMISSION

| DESCRIPTION/RESTRICTIONS | PART NUMBER | TRANSMISSION PARTS LISTS 9A THRU 9M | | | | | | | | | | | | |
|---|-----------------|-------------------------------------|----|---|---|---|---|---|---|---|---|---|---|--|
| | | A | B | C | D | E | F | G | H | J | K | L | M | |
| SLEEVE (FOURTH and FIFTH CLUTCH HUB)- 2 19/32" O.D.-25 teeth x 1" long | C8TZ 7193-A | A | B | | | | | | | | | | | |
| CAP (COUNTERSHAFT REAR BEARING)- 4 7/8" bolt hole centers-13/16" overall length | C8TZ 7195-F | A | B | | | | | | | | | | | |
| Bolt (rear bearing cap to case)-hex. head- 3/8"-16 x 1" | 20388-S8(B-80) | 4 | | | | | | | | | | | | |
| Lockwasher-3/8" | 34807-S8(X-66) | 4 | 4 | | | | | | | | | | | |
| Bolt and washer-3/8"-16 x 1"-hex. head | 43514-S8 (U-17) | | 4 | | | | | | | | | | | |
| GEAR (OUTPUT SHAFT THIRD SPEED IDLER) | 7196 | | | | | | | | | | | | | |
| 35 helical teeth-26 spur teeth x 5 3/16" O.D. x 1 25/32" long-use w/DOTA 7004-L, D3TZ 7004-A trans. | C8TZ 7196-A | A | B | | | | | | | | | | | |
| 34 helical teeth-26 spur teeth x 5 3/16" O.D. x 1 25/32" long-use w/DOTA 7004-M, N, D3TZ 7004-B, C trans. | C8TZ 7196-B | A | B | | | | | | | | | | | |
| SPRING (LOW and REVERSE GATE PLUNGER)- 9/16" O.D. x 1 23/32" free length-9 1/2 coils | C8TZ 7219-A | A | | | | | | | | | | | | |
| 23/32" O.D. x 2 9/32" free length-13 coils | D3TZ 7219-C | | B | | | | | | | | | | | |
| HOUSING (GEARSHIFT)- # 232135-15" long x 10 1/8" wide x 2 9/16" high-(14) 13/32" holes | D0TZ 7222-D | A | | | | | | | | | | | | |
| # 233841-15" long x 10 1/8" wide x 2 7/16" high | D3TZ 7222-C | | B | | | | | | | | | | | |
| Bolt (housing to case)-hex. head-3/8"-16 x 1" | 20388-S8(B-80) | 4 | | | | | | | | | | | | |
| Bolt and washer-hex. head-3/8"-16 x 1" | 43514-S8(U-17) | | 14 | | | | | | | | | | | |
| Plug (housing to interlock hole)-5/8" expansion | ★ 74111-S | A | | | | | | | | | | | | |
| GASKET (GEARSHIFT HOUSING)- 14 5/16" long x 10 1/8" wide-(14) 13/32" holes | C8TZ 7223-A | A | B | | | | | | | | | | | |
| FORK (GEARSHIFTER) | 7230-1 | | | | | | | | | | | | | |
| Fourth and fifth gear incl. C6TZ 7B403-A shoes | C8TZ 7230-A | A | | | | | | | | | | | | |
| Second and third gear-5 28/32" inside width- incl. bushings | D3TZ 7230-A | | B | | | | | | | | | | | |
| Fourth and fifth gear-5 9/32" inside width- incl. bushings | D3TZ 7230-C | | B | | | | | | | | | | | |
| Low and reverse gear-3 3/4" span I.D. | C8TZ 7231-A | A | | | | | | | | | | | | |
| Second and third gear incl. C6TZ 7B403-A shoes | C8TZ 7231-B | A | | | | | | | | | | | | |
| Low and reverse-3 3/4" inside width | D3TZ 7231-B | | B | | | | | | | | | | | |
| SPRING (GEARSHIFTER) | 7234 | | | | | | | | | | | | | |
| Shaft lock plunger | 7EQ 7234 | 3 | | | | | | | | | | | | |
| Shaft poppet-fourth and fifth-1 3/16" long x 1/4" dia. | C5TZ 7234-A | A | | | | | | | | | | | | |
| Shift interlock 23/64" O.D. x 1 11/32" free length-9 coils | C8TZ 7234-A | 3 | 4 | | | | | | | | | | | |
| Gearshifter shaft lock plunger | | 3 | | | | | | | | | | | | |
| Ball (shifter shaft lock plunger spring)-7/16" 1/2" | 353086-S(AA-14) | 6 | | | | | | | | | | | | |
| | 353079-S(AA-15) | | 4 | | | | | | | | | | | |
| PIN (GEARSHIFTER) | 7235 | | | | | | | | | | | | | |
| Shaft lock plunger-7/32" O.D. x 5/8" long | 7EQ 7235 | A | | | | | | | | | | | | |
| 15/32" O.D. x 3/16" long | D3TZ 7235-A | | B | | | | | | | | | | | |
| Shift fork lock-13/64" O.D. x 1 1/8" long | C8TZ 7235-A | 2 | | | | | | | | | | | | |
| Tapered-1/2" O.D. x 3/4" long | D3TZ 7235-B | | 2 | | | | | | | | | | | |
| SHAFT (GEARSHIFTER-LOW and REVERSE GEAR)-3/4" O.D. x 10 1/16" long | D0TZ 7240-A | A | | | | | | | | | | | | |
| 11" long | D3TZ 7240-H | | B | | | | | | | | | | | |
| Ball (low and reverse shifter shaft)-7/16" | 353086-S(AA-14) | A | | | | | | | | | | | | |

NOTICE: When the parts list suffix is shown in the quantity required column, the quantity is one (1).

CLARK 5 SPEED TRANSMISSION

TRUCK SERIES 100/500

| DESCRIPTION/RESTRICTIONS | PART NUMBER | TRANSMISSION PARTS LISTS 9A THRU 9M | | | | | | | | | | | | |
|---|---------------------------------|-------------------------------------|---|---|---|---|---|---|---|---|---|---|---|--|
| | | A | B | C | D | E | F | G | H | J | K | L | M | |
| SHAFT (GEARSHIFTER)- Second and third gear-3/4" O.D. x 6 3/4" long Fourth and fifth | C8TZ 7241-A | A | | | | | | | | | | | | |
| Ball (second and third shifter shaft)-7/16" | 353086-S(AA-14) | 2 | | | | | | | | | | | | |
| SCREW (GEARSHIFTER) | 7245 | | | | | | | | | | | | | |
| Gate-3/8"-24 x 27/32" sq. hd.-drilled | BB 7245 | 2 | | | | | | | | | | | | |
| Fork-3/8"-24 x 27/32"-sq. hd.-drilled | BB 7245 | 3 | | | | | | | | | | | | |
| PLUNGER (SHIFTER SHAFT GATE-LOW and REVERSE)-5/16"-24 x 2 11/16" long 41/64" O.D. x 1 3/16" long- | C8TZ 7247-A | A | | | | | | | | | | | | |
| Nut (low and reverse shaft gate plunger)- 5/16"-24 | D4TZ 7247-B | | B | | | | | | | | | | | |
| Cotter pin-1/16" x 3/4" | 34393-S7(M-98) | A | | | | | | | | | | | | |
| Flatwasher-5/16" | 72015-S(N-40) | A | | | | | | | | | | | | |
| SUPPORT (GEARSHIFT ROD) | 44722-S8(X-19) | A | | | | | | | | | | | | |
| Front-5 3/16" long-(4) 13/32" holes | C8TZ 7E274-A | A | | | | | | | | | | | | |
| Rear-5 13/16" long-(2) 13/32" holes | D3TZ 7E274-A | | B | | | | | | | | | | | |
| Screw hex. washer head-3/8"-16 x 1" | D3TZ 7E274-B | | B | | | | | | | | | | | |
| Lockwasher-3/8" | ★ 379488-S2 | | 6 | | | | | | | | | | | |
| Screw-3/8"-16 x 1" hex. head | ★ 34907-S2 | | 6 | | | | | | | | | | | |
| Lockwasher-3/8" external tooth | 20388-S8(B-80) | 4 | | | | | | | | | | | | |
| SPACER (GEARSHIFT ROD)-7/8" O.D. x 5/16" long | 351487-S(XX-291) | 4 | | | | | | | | | | | | |
| RETAINER (GEARSHIFTER INTERLOCK SUPPORT)-1 1/4" base x 25/32" high | C8TZ 7E275-A | A | | | | | | | | | | | | |
| SMALL PARTS REPAIR KIT | D3TZ 7B293-A | | 2 | | | | | | | | | | | |
| BEARING AND GASKET OVERHAUL KIT | D3TZ 7B331-A | A | B | | | | | | | | | | | |
| Shoe-shift fork-1 1/2" long x 3/8" wide channel type | ★ D4HZ 7C391-A R/B9264-T-148 | A | B | | | | | | | | | | | |
| ARM (GEARSHIFT ROCKER-LOW and REVERSE) -- 4 11/32" long-3/4" wide | C6TZ 7B403-A | 4 | | | | | | | | | | | | |
| ARM (GEARSHIFT ROCKER) Also refer to Section 72 | D6HZ 7B403-A | | 4 | | | | | | | | | | | |
| GATE | D3TZ 7410-A | | B | | | | | | | | | | | |
| Second and third shifter shaft | 7411 | | | | | | | | | | | | | |
| WASHER (REVERSE IDLER GEAR THRUST)- 1 9/64" I.D. x 2 1/16" O.D. | C8TZ 7411-A | A | | | | | | | | | | | | |
| | C8TZ 7728-A | 2 | 2 | | | | | | | | | | | |

| DESCRIPTION/RESTRICTIONS | PART NUMBER | TRANSMISSION PARTS LISTS A THRU M | | | | | | | | | | | | |
|--|--------------------|-----------------------------------|---|---|---|---|---|---|---|---|---|---|---|--|
| | | A | B | C | D | E | F | G | H | J | K | L | M | |
| CASE ASSY. | 7005 | | | | | | | | | | | | | |
| Bolt - 7/16"-14 x 1 1/4" | D8UZ 7005-A | A | | | | | | | | | | | | |
| Lockwasher - 7/16" | 20430-S8(B-104) | 4 | | | | | | | | | | | | |
| Plug - expansion - 11/16" | 34808-S8(X-67) | 4 | | | | | | | | | | | | |
| Plug - filler - 1/2" pipe | 74112-S(P-1-A) | A | | | | | | | | | | | | |
| | 385035-S(PP-31) | A | | | | | | | | | | | | |
| SHAFT (INPUT) | 7017 | | | | | | | | | | | | | |
| Use w/RUG-CA,CD,CJ,CL trans. 21 helical - 36 clutch teeth 10 splines - 8 7/8" long | D8UZ 7017-A | A | | | | | | | | | | | | |
| Use w/RUG-CB,CK trans. 22 helical - 36 clutch teeth 10 splines - 8 7/8" long | D8UZ 7017-B | A | | | | | | | | | | | | |
| BEARING | 7025 | | | | | | | | | | | | | |
| Input & output shaft brg. 3 35/64" O.D. x 1 37/64" I.D. x 29/32" thick | D8UZ 7025-A | 2 | | | | | | | | | | | | |
| SNAP RING | 7026 | | | | | | | | | | | | | |
| Req'd. as snap ring for input and output shaft brg. 3 3/8" I.D. x 3 45/64" O.D. | D8UZ 7026-A | 2 | | | | | | | | | | | | |
| Req'd. as retainer for input shaft brg. 3 35/64" I.D. x 3 3/4" O.D. | D8UZ 7026-B | A | | | | | | | | | | | | |
| GEAR (FIRST SPEED) | 7A029 | | | | | | | | | | | | | |
| 32 helical - 36 clutch teeth | D9TZ 7A029-A | A | | | | | | | | | | | | |
| BUSHING (EXTENSION HOUSING) | 7A034 | | | | | | | | | | | | | |
| 1 1/2" I.D. x 1 5/8" O.D. x 1 1/2" long | B3TZ 7A034-A | A | | | | | | | | | | | | |
| HOUSING ASSY. (EXTENSION) | 7A039 | | | | | | | | | | | | | |
| Bolt - 7/16"-14 x 1 1/4" | D8UZ 7A039-A | A | | | | | | | | | | | | |
| Lockwasher - 7/16" | 20430-S8(B-104) | AR | | | | | | | | | | | | |
| Stud - 7/16"-14-3/8"-16 x 2.35 | 34808-S8(X-67) | 5 | | | | | | | | | | | | |
| | 387934-S2 | AR | | | | | | | | | | | | |
| INSERT (SYNCHRONIZER HUB) | 7A044 | | | | | | | | | | | | | |
| 1st & 2nd speed | C4AZ 7A044-A | 3 | | | | | | | | | | | | |
| 3rd & 4th speed | C3AZ 7A044-A | 3 | | | | | | | | | | | | |
| RETAINER (INPUT SHAFT BEARING) | 7050 | | | | | | | | | | | | | |
| Bolt - 5/16"-18 x 1 5/16" | D8UZ 7050-A | A | | | | | | | | | | | | |
| | 387501-S(BB-520-E) | 4 | | | | | | | | | | | | |
| GASKET (INPUT SHAFT BEARING RETAINER) | 7051 | | | | | | | | | | | | | |
| | D8UZ 7051-A | A | | | | | | | | | | | | |
| SEAL (EXTENSION HOUSING OIL) | 7052 | | | | | | | | | | | | | |
| 1 1/2" I.D. x 2 3/8" O.D. x 1/2" thick | C4TZ 7052-A | A | | | | | | | | | | | | |
| SHAFT (OUTPUT) | 7061 | | | | | | | | | | | | | |
| 32-37 teeth-28 splines-23 11/32" long | D8UZ 7061-A | A | | | | | | | | | | | | |
| SNAP RING | 7064 | | | | | | | | | | | | | |
| Output shaft brg. to shaft 1 7/16" I.D. | B 7064 | A | | | | | | | | | | | | |
| 3rd & 4th syn. to shaft | 8A 7064 | A | | | | | | | | | | | | |
| Speedo. gear to shaft | | A | | | | | | | | | | | | |
| 1 7/32" I.D. x 1 9/16" O.D. x 3/32" thick | | | | | | | | | | | | | | |
| 1st & 2nd syn. to shaft | C4AZ 7064-B | A | | | | | | | | | | | | |
| 1 11/16" I.D. x 2" O.D. x 3/32" thick | | | | | | | | | | | | | | |
| Input shaft brg. to shaft 1 7/16" I.D. x 1 13/16" O.D. x 1/16" thick | D8UZ 7064-A | A | | | | | | | | | | | | |

**1973/79
TRUCK SERIES 100/500**

**FORD 4 SPEED
OVERDRIVE**

| DESCRIPTION/RESTRICTIONS | PART NUMBER | TRANSMISSION PARTS LISTS A THRU M | | | | | | | | | | | | |
|---|--------------------------|-----------------------------------|---|---|---|---|---|---|---|---|---|---|---|--|
| | | A | B | C | D | E | F | G | H | J | K | L | M | |
| WASHER (CONSTANT MESH LOW GEAR) | 7071 | | | | | | | | | | | | | |
| | C3AZ 7071-D | A | | | | | | | | | | | | |
| GASKET (EXTENSION HOUSING) | 7086 | | | | | | | | | | | | | |
| | D8UZ 7086-A | A | | | | | | | | | | | | |
| GEAR (SECOND SPEED) | 7102 | | | | | | | | | | | | | |
| 29 helical - 36 clutch teeth | D8UZ 7102-A | A | | | | | | | | | | | | |
| Snap ring 1 1/2" I.D. x 1 13/16" O.D. | ★ 379233-S(QQ-16-D) N.R. | A | | | | | | | | | | | | |
| RING (SYNCHRONIZER BLOCKING) | 7107 | | | | | | | | | | | | | |
| 1st & 2nd - 3rd & 4th | C4AZ 7107-D | 4 | | | | | | | | | | | | |
| 36 teeth - 3 1/4" dia. | | | | | | | | | | | | | | |
| SPRING (SYNCHRONIZER BLOCKING) | 7109 | | | | | | | | | | | | | |
| 1st & 2nd - 3rd & 4th | C3AZ 7109-D | A | | | | | | | | | | | | |
| COUNTERSHAFT | 7111 | | | | | | | | | | | | | |
| | C4AZ 7111-A | A | | | | | | | | | | | | |
| Pin (shaft to case)-1/4" x 1" | 305080-S(NN-113) | A | | | | | | | | | | | | |
| GEAR (COUNTERSHAFT CLUSTER) | 7113 | | | | | | | | | | | | | |
| Use w/RUG-CA,CD,CJ,CLtrans. | D8UZ 7113-A | A | | | | | | | | | | | | |
| 32-35-23-15 teeth - 8 7/8" long | | | | | | | | | | | | | | |
| Use w/RUG-CB,CK trans. | D8UZ 7113-B | A | | | | | | | | | | | | |
| 31-34-23-15 teeth - 8 7/8" long | | | | | | | | | | | | | | |
| ROLLER (INPUT SHAFT PILOT BRG.) | 7118 | | | | | | | | | | | | | |
| Set consists of 15 | C3AZ 7118-A | 1set | | | | | | | | | | | | |
| WASHER (COUNTERSHAFT GEAR THRUST) | 7119 | | | | | | | | | | | | | |
| 1 3/4" O.D. x 1/16" thick | C4AZ 7119-A | 2 | | | | | | | | | | | | |
| ROLLER (COUNTERSHAFT PILOT BRG.) | 7121 | | | | | | | | | | | | | |
| Use w/countershaft gear (7113) | C4AZ 7121-A | 1set | | | | | | | | | | | | |
| Set consists of 42 | | | | | | | | | | | | | | |
| Washer - flat-7/8" (retains rollers in 7113 gear) | 378559-S(XX-242-C) | 2 | | | | | | | | | | | | |
| Use w/reverse idler gear (7141) | CODZ 7121-A | 1set | | | | | | | | | | | | |
| Set consists of 44 | | | | | | | | | | | | | | |
| Washer - flat-3/4" (retains rollers in 7141 gear) | 351529-S(XX-240) | 2 | | | | | | | | | | | | |
| SYNCHRONIZER ASSY. | 7124 | | | | | | | | | | | | | |
| 1st & 2nd speed | D7DZ 7124-A | A | | | | | | | | | | | | |
| 3rd & 4th speed | D7DZ 7124-B | A | | | | | | | | | | | | |
| FINGER ASSY. (SHIFT CONTROL) | 7C124 | | | | | | | | | | | | | |
| 1st, 2nd, 3rd & 4th speeds | C3AZ 7C124-A | 2 | | | | | | | | | | | | |
| Reverse | C4AZ 7C124-A | A | | | | | | | | | | | | |
| SHAFT (REVERSE IDLER GEAR) | 7140 | | | | | | | | | | | | | |
| 3/4" dia. - 5 1/4" long | C4AZ 7140-A | A | | | | | | | | | | | | |
| Pin (shaft to case)-1/4" x 1" | 305080-S(NN-113) | A | | | | | | | | | | | | |
| GEAR and BUSHING ASSY. (REVERSE IDLER) | 7141 | | | | | | | | | | | | | |
| 16 teeth - 25 splines-3 17/32" long | D7DZ 7141-A | A | | | | | | | | | | | | |
| WASHER (REVERSE IDLER GEAR THRUST) | 7149 | | | | | | | | | | | | | |
| Front and rear | D7DZ 7149-A | 2 | | | | | | | | | | | | |
| Order (1) D8UZ 7051-A gasket, (1) D8UZ 7086-A gasket and (1) C4AZ 7223-B gasket | ★7153 | | | | | | | | | | | | | |
| COVER (CASE ACCESS) | 7222 | | | | | | | | | | | | | |
| 9" x 6 1/2" | C4AZ 7222-A | A | | | | | | | | | | | | |
| Bolt & washer assy.-5/16"-18 x 5/8" | 372110-S(BB-547) | 10 | | | | | | | | | | | | |

NOTICE: When the parts list suffix is shown in the quantity required column, the quantity is one (1).

| DESCRIPTION/RESTRICTIONS | PART NUMBER | TRANSMISSION PARTS LISTS A THRU M | | | | | | | | | | | | |
|---|--------------------|-----------------------------------|---|---|---|---|---|---|---|---|---|---|---|--|
| | | A | B | C | D | E | F | G | H | J | K | L | M | |
| GASKET (CASE ACCESS COVER) | 7223 | | | | | | | | | | | | | |
| | C4AZ 7223-B | A | | | | | | | | | | | | |
| GEAR (REVERSE IDLER SLIDING) | 70223 | | | | | | | | | | | | | |
| 19 teeth - 25 internal splines | C4AZ 70223-B | A | | | | | | | | | | | | |
| FORK (GEAR SHIFTER) | 7230 | | | | | | | | | | | | | |
| 1st & 2nd speed | C4AZ 7230-B | A | | | | | | | | | | | | |
| 3rd & 4th speed | C4AZ 7230-A | A | | | | | | | | | | | | |
| Screw (fork to rail) set locking 5/16"-24 x 59/64" | 377886-S(UU-26) | 2 | | | | | | | | | | | | |
| FORK (REVERSE GEAR SHIFTER) | 7231 | | | | | | | | | | | | | |
| Screw (fork to rail) set locking 5/16"-24 x 59/64" | C4AZ 7231-B | A | | | | | | | | | | | | |
| | 377886-S(UU-26) | A | | | | | | | | | | | | |
| SPRING (SHIFTER INTERLOCK) | 7234 | | | | | | | | | | | | | |
| Reverse | C7AZ 7234-A | A | | | | | | | | | | | | |
| 1st & 2nd speed | D8UZ 7234-A | A | | | | | | | | | | | | |
| 3rd & 4th speed # Dark blue dye | D9UZ 7234-A | A | | | | | | | | | | | | |
| PIN (GEAR SHIFTER INTERLOCK) | 7235 | | | | | | | | | | | | | |
| 3rd & 4th speed | D0AZ 7235-B | A | | | | | | | | | | | | |
| RAIL (1ST, 2ND & REVERSE GEAR SHIFTER) | 7240 | | | | | | | | | | | | | |
| 1st & 2nd speed | D8UZ 7240-A | A | | | | | | | | | | | | |
| Reverse | D0AZ 7240-K | A | | | | | | | | | | | | |
| RAIL (3RD & 4TH GEAR SHIFTER) | 7241 | | | | | | | | | | | | | |
| | D7DZ 7241-A | A | | | | | | | | | | | | |
| Bolt (rail to case)-3/8"-16 x 3/8" | 378206-S(BB-539-L) | A | | | | | | | | | | | | |
| SEAL (INPUT SHAFT OIL) | 7A283 | | | | | | | | | | | | | |
| 1 1/8" I.D. x 1 5/8" O.D. x 3/16" thick | D8UZ 7A283-A | A | | | | | | | | | | | | |
| LEVER (GEARSHIFT) | 7285 | | | | | | | | | | | | | |
| 1st & 2nd - use w/RUG-CA,CB,CD trans. # 8TR-03-BA | D8TZ 7290-A | A | | | | | | | | | | | | |
| 1st & 2nd - use w/RUG-CJ,CK,CL trans., # 8TR-03-AA | D8UZ 7290-A | A | | | | | | | | | | | | |
| 3rd & 4th # 8TR-02-AA | D8UZ 7285-A | A | | | | | | | | | | | | |
| Reverse # 8TR-97-AA | D8UZ 7290-B | A | | | | | | | | | | | | |
| Nut - 3/8"-24 hex. | 33800-S8(M-63) | 3 | | | | | | | | | | | | |
| Washer flat - 3/8" | 44727-S8(X-24) | 3 | | | | | | | | | | | | |
| Lockwasher - 3/8" | 34807-S8(X-66) | 3 | | | | | | | | | | | | |
| SEAL (SHIFTER SHAFT OIL) | 7288 | | | | | | | | | | | | | |
| | 1A 7288-A | 3 | | | | | | | | | | | | |
| Refer to group 7285 | 7290 | | | | | | | | | | | | | |
| PIN (GEARSHIFT INTERLOCK ROD) | 7C316 | | | | | | | | | | | | | |
| 1st & 2nd speed | D0AZ 7C316-A | A | | | | | | | | | | | | |
| 3rd & 4th speed | | A | | | | | | | | | | | | |
| Reverse | | 2 | | | | | | | | | | | | |
| 1st & 2nd speed | D3TZ 7C316-A | A | | | | | | | | | | | | |
| SMALL PARTS REPAIR KIT | 7B331 | | | | | | | | | | | | | |
| | D8UZ 7B331-A | A | | | | | | | | | | | | |
| GEAR (OVERDRIVE) | 7B340 | | | | | | | | | | | | | |
| Use w/RUG-CA,CD,CJ,CLtrans. 18 helical - 34 or 36 clutch teeth | D8UZ 7B340-A | A | | | | | | | | | | | | |
| Use w/RUG-CB,CK trans. 19 helical - 34 or 36 clutch teeth | D8UZ 7B340-B | A | | | | | | | | | | | | |
| WASHER (OUTPUT SHAFT THRUST) | 7A385 | | | | | | | | | | | | | |
| 1 37/64" I.D. - 2 19/64" O.D. | D8UZ 7A385-A | A | | | | | | | | | | | | |

| DESCRIPTION/RESTRICTIONS | PART NUMBER | TRANSMISSION PARTS LISTS 17A THRU 17M | | | | | | | | | | | | |
|---|-------------------|---------------------------------------|---|---|---|---|----|----|----|---|----|---|---|--|
| | | A | B | C | D | E | F | G | H | J | K | L | M | |
| CUP (FRONT OUTPUT SHAFT HOUSING)- #14276 | 01Y 1202 | 2 | | | | | | | | | | | | |
| CONE and ROLLER (REAR OUTPUT FRONT)- #25877 | C3TZ 1216-B | A | | | | | | | | | | | | |
| CUP (IDLER GEAR BEARING)-#2720- 3" O.D. x 3/4" wide | 7EQ 1217 | | 2 | 2 | | | | | | 2 | | | | |
| CUP (REAR OUTPUT BEARING REAR)- #M86610 | CODW 4616-A | A | | | | | | | | | | | | |
| BEARING CONE (REAR OUTPUT REAR)- #M86649 | CODW 4621-A | A | | | | | | | | | | | | |
| Refer to group 7A053 in Section 71 | 6039 | | | | | | | | | | | | | |
| CASE ASSY. | 7005 | | | | | | | | | | | | | |
| Main | C6TZ 7005-B | A | | | | | | | | | | | | |
| | D3TZ 7005-A | | B | | | | | | | | | | | |
| #11415 | D3TZ 7005-E | | | C | | | | | | J | | | | |
| #11865-11877 | D4TZ 7005-E | | | | D | | F | G | H | | K | | | |
| #11886 chain hsg.-11897 | D4TZ 7005-F | | | | | E | F | | | | | | | |
| Range box-#11871-11879 | D4TZ 7005-H | | | | D | | F | G | H | | K | | | |
| #11888 range box-11898 | D4TZ 7005-G | | | | | E | F | | | | | | | |
| #11886-range box, use with D7TA 7A195-BA | D7TZ 7005-A | | | | | | F | | | | | | | |
| Plug (interlock hole)-cup-3/8" | 352532-S(PP-60) | | 4 | 4 | | | | | | 2 | | | | |
| Plug (transfer case filler or drain)- 1/2"-14 pipe | 358035-S(PP-31) | | 2 | 2 | | | | | | | | | | |
| Plug (filler)-hex. head-1/2"-14 | 87653-S(P-13) | A | | | D | E | F | G | H | 2 | K | | | |
| Plug (case drain)-hex. head-3/8"-18 | 87710-S(P-16) | A | | | | | | | | | | | | |
| Bolt (case to transmission)-hex. head- 3/8"-16 x 1 1/8" | 20408-S7(B-81) | 6 | | | | | | | | | | | | |
| Lockwasher (case to transmission)-3/8" | 34807-S8(X-66) | 6 | | | 7 | 7 | 14 | 14 | 14 | | | | | |
| Bolt (case to case)-hex. head-3/8"-24 x 1 1/4" | 359266-S8(BB-157) | | | | 7 | 7 | 14 | 14 | 14 | | 14 | | | |
| INSULATOR (SUPPORT SQUARE)- | 7010 | | | | | | | | | | | | | |
| Refer to Section 71 | | | | | | | | | | | | | | |
| PUMP (OIL) 7 teeth, 2 7/32" O.D. Mat'l-Steel | D8TZ 7C010-B | | | | D | E | F | G | | | | | | |
| 38 Internal teeth - 2 7/32" O.D. Mat'l-Nylon | D8TZ 7C010-A | | | | | | | | H | | K | | | |
| SLINGER - Input shaft-2 1/8" I.D. x 3 3/4" O.D. x 7/16" wide Front output shaft | D3TZ 7C016-A | | B | | | | 2 | | | | K | | | |
| | | | B | C | | | F | | | J | | | | |
| GUARD YOKE "Before Ser. No. 000,000" | D4TZ 7C016-A | | | | D | E | F | | | | | | | |
| SLINGER-Input Shaft, Oil-4" O.D. x 1 25/32" I.D. "From Ser. No. 000,000" | D6TZ 7C016-A | | | | D | E | F | | | | | | | |
| Slinger-Frt Output Yoke-1 57/64" I.D. 3-3/4" O.D.-use with D7TA 7A195-KA | D7TZ 7C016-A | | | C | | | | G | H | | | | | |
| SHAFT (INPUT)-Also refer to group 7024-7158 | 7017 | | | | | | | | | | | | | |
| 25-34 teeth-32 splines-9 1/8" long x 7/8"-20 thread-one end | D3TZ 7017-A | | B | | | | | | | | | | | |
| 28-35 teeth-12 1/2" long | D4TZ 7017-B | | | | D | E | F | G | H | | K | | | |
| GEAR (INPUT DRIVE)-31-29-28 teeth- 4 25/32" long | D4TZ 7017-A | | | | D | | | G | H | | K | | | |
| 7 13/32" long-31 Int. spline-25-34-teeth | D7TZ 7017-B | | | C | | | | | | J | | | | |
| "O" ring-11/16" I.D. x 57/64" O.D. | 87036-S94(T-1-C) | | | | D | E | F | G | H | | K | | | |
| Nut (input shaft)-hex.-7/8"-20 | 372631-S(MM-147) | | B | | | | | | H | J | K | | | |
| Washer-flat-7/8" | 44750-S(X-45) | | B | | | | | | | J | K | | | |

1973/79
TRUCK SERIES 100/500

NEW PROCESS and DANA(SPICER)
TRANSFER CASE and DETAILS

| DESCRIPTION/RESTRICTIONS | PART NUMBER | TRANSMISSION PARTS LISTS 17A THRU 17M | | | | | | | | | | | | |
|--|---|---------------------------------------|----|----|----|----|----|----|----|----|----|----|---|--|
| | | A | B | C | D | E | F | G | H | J | K | L | M | |
| PIN (THRUST WASHER RETAINER)-1/8" | D3TZ 7C018-A | | 2 | 2 | 2 | 2 | 2 | 2 | 2 | 2 | 2 | | | |
| GEAR (INPUT SHAFT)-28-16 teeth- 5 13/32" long | C6TZ 7024-B | A | | | | | | | | | | | | |
| Lockwasher (gear to transmission)-3/4"-20 | 371518-S (MM-180) | A | | | | | | | | | | | | |
| Washer (gear to transmission)-flat-3/4" | 351588-S (XX-227) | A | | | | | | | | | | | | |
| BEARING (COUNTERSHAFT)-# 1207L0- 1 3/8" I.D. x 2 27/32" O.D. x 21/32" overall thickness | B7T 7025-A | 2 | | | | | | | | | | | | |
| SNAP RING (COUNTERSHAFT BEARING) | 7026 | | | | | | | | | | | | | |
| 1 15/64" I.D. x 1 31/64" O.D. x 1/16" thick | C6TZ 7026-A | A | | | | | | | | | | | | |
| 1 7/16" I.D. x 1 11/16" O.D. x 1/8" wide | C6TZ 7026-B | A | | | | | | | | | | | | |
| SHIM | 7029 | | | | | | | | | | | | | |
| Rear output bearing-1 13/64" I.D. x 1 1/2" O.D. x .003" thick | C6TZ 7029-A | AR | | | | | | | | | | | | |
| .005" thick | C6TZ 7029-B | AR | | | | | | | | | | | | |
| Output shaft rear bearing cap-2 3/4" I.D. x .003" thick | C6TZ 7029-C | AR | | | | | | | | | | | | |
| .010" thick | C6TZ 7029-D | AR | | | | | | | | | | | | |
| .030" thick | C6TZ 7029-E | AR | | | | | | | | | | | | |
| Idler gear bearing-1 25/64" I.D. x 1 3/4" O.D. x .004" thick | D3TZ 7029-A | | AR | AR | AR | AR | AR | AR | AR | AR | AR | | | |
| .005" thick | D3TZ 7029-B | | AR | AR | AR | AR | AR | AR | AR | AR | AR | | | |
| .0125" thick | D3TZ 7029-C | | AR | AR | AR | AR | AR | AR | AR | AR | AR | | | |
| .015" thick | D3TZ 7029-D | | AR | AR | AR | AR | AR | AR | AR | AR | AR | | | |
| Pinion bearing adjusting-1 13/32" I.D. x 1 3/4" O.D. x .042" thick | D4TZ 7029-A | | | AR | AR | AR | AR | AR | AR | AR | AR | | | |
| .062" thick | D4TZ 7029-B | | | | AR | AR | AR | AR | AR | AR | AR | | | |
| CHAIN (CONSTANT DRIVE) | D4TZ 7A029-A | | | | D | E | F | G | | | | | | |
| | D8TZ 7A029-A | | | | | | | | H | | | K | | |
| CHAIN (REPAIR KIT) Consists of: (2) oil seals front output, (2) yoke & slinger assy. (1) upper sprocket, (1) lower sprocket & shaft assy. (1) chain | D6TZ 7A029-A | | | | D | E | F | G | | | | | | |
| VENT (REAR OUTPUT SHAFT BEARING RETAINER) | 7034 | | | | | | | | | | | | | |
| | B7QH 7034-A | A | | | | | | | | | | | | |
| 1 1/16" long | D3TZ 7034-A | | B | | | E | F | | | | | | | |
| 9/16" O.D. x 21/32" long | D3TZ 7034-B | | | C | D | | | G | H | | | K | | |
| 5/8" O.D. x 1" long | D8TZ 7034-A | | | C | | | | | | | J | | | |
| HOUSING (EXTENSION)- Refer to Transmission Section | 7A039 | A | B | C | | | | | | | | | | |
| HOUSING (DIFFERENTIAL) | D4TZ 7A039-B | | | | D | E | F | G | H | | | K | | |
| Bolt (to range box case)-hex. head- 3/8"-24 x 1 1/4" | 359266-S8(BB-157) | | | | D | E | | | | | | | | |
| SEAL (OIL BREATHER)-1 1/2" x 2" x 3/32" thick | D4TZ 7040-A | | | | D | E | F | G | H | | | K | | |
| RETAINER-Input shaft bearing | D3TZ 7050-A | | B | | | | | | | | | | | |
| Front output shaft bearing | | | B | C | D | E | F | G | H | J | K | | | |
| Input shaft bearing-2 11/16" I.D. x 4 29/32" O.D. x 1" wide | D3TZ 7050-E | | | C | D | E | F | G | H | J | K | | | |
| 7 5/32" O.D. x 1 5/8" wide | D4TZ 7050-A | | | | D | E | F | G | H | | K | | | |
| Screw and lockwasher assy. | ★ 55635-S | | 8 | 8 | 12 | 12 | | | | 12 | | 12 | | |
| Refer to Section 71 for external rods | 7A051-3-7B051 | | | | | | | | | | | | | |
| ROD (LINK LOCKOUT CONNECTING)- 3 3/4" overall length x 5/16" O.D. | ★ D4TZ 7B051-B r/b D6TZ 7B051-A (1/78) | | | | D | E | | | | | | | | |
| Use with D6TA 7A195-CA | D6TZ 7B051-A | | | | D | | F | G | H | | K | | | |

NOTICE: When the parts list suffix is shown in the quantity required column, the quantity is one (1).

| DESCRIPTION/RESTRICTIONS | PART NUMBER | TRANSMISSION PARTS LISTS 17A THRU 17M | | | | | | | | | | | | |
|---|------------------|---------------------------------------|---|---|---|---|---|---|---|---|---|---|---|--|
| | | A | B | C | D | E | F | G | H | J | K | L | M | |
| Refer to group 7277 | 7B059 | | | | | | | | | | | | | |
| SHAFT (DIFFERENTIAL SIDE GEAR)- 61 external-16 bevel teeth-5 19/32" long | D4TZ 7060-A | | | | D | E | F | G | H | | K | | | |
| SHAFT (OUTPUT) | 7061 | | | | | | | | | | | | | |
| Front-10 splines-12 teeth- 6 5/8" long x 3/4"-16 thread-one end | C9TZ 7061-B | A | | | | | | | | | | | | |
| Rear-10 splines-22-16 teeth-6 17/32" long | C8TZ 7061-E | A | | | | | | | | | | | | |
| Front-34 clutch teeth-32 splines- 9 3/8" long x 7/8"-20 thread-one end | D3TZ 7061-A | | B | C | | | | | | J | | | | |
| 47 teeth-30 splines x 8 5/16" long x 3/4" one end | D4TZ 7061-A | | | | D | E | | | | | | | | |
| Rear-34 clutch teeth-38 spur teeth-32 splines- 8 13/16" long x 7/8"-20 thread-one end | D3TZ 7061-B | | B | C | | | | | | J | | | | |
| Rear-incl. oil pump, side gear roller and speedo gear- 16-38-26 teeth "Before Ser. B75,000" | D4TZ 7061-B | | | | | E | | | | | | | | |
| Rear-7 27/64" lg. "Before Ser. B75,000" | D4TZ 7061-F | | | | D | | | | | | | | | |
| Rear-Side Gear-16-38-30 teeth- 7 27/64" long-3/4"-16 thread one end "From Ser. B75,000" | D6TZ 7061-A | | | | | | F | | | | | | | |
| Rear-Side Gear-16-38-32 teeth- 7 27/64" long-7/8"-20 thread one end "From Ser. B75,000" | D6TZ 7061-B | | | | | E | | G | H | | K | | | |
| 30-61 teeth-8 5/16" long - 3/4"-16 thd. | D6TZ 7061-D | | | | D | | | | | | | | | |
| 32-61 teeth-8 5/16" long-7/8"-20 thd. | D8TZ 7061-A | | | | | E | F | | | | | | | |
| Nut (flange to shaft retaining)-hex. slotted- 3/4"-16 | 351126-S(MM-145) | 2 | | | | | | G | H | | K | | | |
| Cotter pin-1/8" x 1 1/2" | 72071-S(N-54) | 2 | | | | | | | | | | | | |
| Washer-flat-3/4" I.D. x 1 1/2" O.D. x 5/32" thick- Refer to Engineering Technical letter number 145 | 383053-S2 | A | | | | | | | | | | | | |
| PIVOT (POPPET RANGE BOX) | D4TZ 7F063-B | | | | D | E | | G | H | | K | | | |
| CONE and ROLLER | 7065 | | | | | | | | | | | | | |
| Front output shaft-1 5/16" I.D. x 3/4" wide | C6TZ 7065-C | 2 | | | | | | | | | | | | |
| Idler gear-# 2793-1 3/8" I.D. x 1" wide | D3TZ 7065-A | | 2 | 2 | | | | | | | 2 | | | |
| Input shaft-1 31/32" I.D. x 3 17/32" O.D. x 25/32" wide | D3TZ 7065-C | | | C | 2 | 2 | 2 | 2 | 2 | J | 2 | | | |
| Input shaft-front-#307L, 1 3/8" I.D. x 3 5/32" O.D.- x 53/64" wide, Rear output shaft-rear | 8D 7065 | | B | | | | | G | H | J | K | | | |
| Front output shaft-front | | | B | C | D | 2 | 2 | G | H | J | K | | | |
| Rear output shaft-2 1/4" I.D. x 2 5/8" O.D. x 1" wide | D4TZ 7065-A | | | | D | E | F | G | H | | K | | | |
| WASHER | 7067 | | | | | | | | | | | | | |
| Front output shaft hi gear thrust- 1 25/64" I.D. x 5/32" thick | D3TZ 7067-A | | B | C | | | | | | J | | | | |
| 1 13/16" dia. x 1/8" wide-2 tabs on I.D. | C6TZ 7067-A | A | | | | | | | | | | | | |
| Output shaft rear pilot roller thrust-7/32" thick | D3TZ 7067-B | | 2 | 2 | | | | | | | 2 | | | |
| Rear output shaft front pilot roller thrust- 59/64" I.D. x 1 1/4" O.D. x 1/16" thick | D3TZ 7067-C | | B | C | | | | | | J | | | | |
| Output shaft pilot rollers-2 1/32" I.D. x 3 9/64" O.D. x 7/64" thick | D3TZ 7067-D | | 2 | 2 | | | | | | | 2 | | | |
| SPRING CUP-2 5/8" I.D. x 3 3/32" O.D. x 5/16" wide | D4TZ 7067-A | | | | D | E | F | G | H | J | K | | | |
| Pinion roller thrust-3/4" I.D. x 7/8" O.D. x 1/16" thick | D4TZ 7067-B | | | | 4 | 4 | 4 | 4 | 4 | | 4 | | | |

1973/79
TRUCK SERIES 100/500

NEW PROCESS and DANA(SPICER)
TRANSFER CASE and DETAILS

| DESCRIPTION/RESTRICTIONS | PART NUMBER | TRANSMISSION PARTS LISTS 17A THRU 17M | | | | | | | | | | | | |
|--|-----------------------|---------------------------------------|----|---|----|----|----|----|----|----|----|----|----|--|
| | | A | B | C | D | E | F | G | H | J | K | L | M | |
| SNAP RING 7070 | | | | | | | | | | | | | | |
| Input shaft bearing-3 9/32" dia. x 1/16" thick | D5TZ 7070-A | | B | | | | | | | | | | | |
| Rear output shaft rear bearing | | | B | C | | | | | | | | | | |
| Front output shaft front bearing | | | B | C | | | | | | | | | | |
| Output shaft rear bearing-1 27/32" I.D. x 1/8" thick | D3TZ 7070-C | | 2 | 2 | | | | | | | 2 | | | |
| Rear output shaft front rollers-1 3/16" I.D. x 1 3/8" O.D. x 3/32" thick | D3TZ 7070-B | | B | C | | | | | | | J | | | |
| Input shaft bearing-1 13/16" I.D. 2 9/32" O.D. x .088" thick | D3TZ 7070-D | | | | AR | AR | AR | AR | AR | AR | AR | AR | AR | |
| .091" thick-1 13/16" I.D. | D3TZ 7070-E | | | | AR | AR | AR | AR | AR | AR | AR | AR | AR | |
| .094" thick-1 13/16" I.D. | D3TZ 7070-F | | | | AR | AR | AR | AR | AR | AR | AR | AR | AR | |
| .097" thick-1 13/16" I.D. | D3TZ 7070-G | | | | AR | AR | AR | AR | AR | AR | AR | AR | AR | |
| Ring (lockout shift lever retaining)-59/64" I.D. x 3/64" thick use with D4TA 7A195-DA, DD and EB | D4TZ 7070-A | | | | D | E | F | G | H | | | K | | |
| SPACER 7080 | | | | | | | | | | | | | | |
| Output shaft drive gear rear bearing-1 3/16" I.D. x 1 5/8" O.D. x 1 1/8" long | C6TZ 7080-A | A | | | | | | | | | | | | |
| Output shaft rear pilot rollers-2 1/16" I.D. x 2 27/64" O.D. x 1/8" thick | D3TZ 7080-A | | 2 | 2 | | | | | | | 2 | | | |
| Spacer Rear Output Shaft Bearing 1 1/2" O.D. x 1 13/64" I.D. x 1/32" thick | D6TZ 7080-A | A | | | | | | | | | | | | |
| RETAINER ASSY. 7085 | | | | | | | | | | | | | | |
| Front output shaft-front bearing-4 1/2" flange O.D. x 7/8" long-(4) 13/32" holes | C6TZ 7085-F | A | | | | | | | | | | | | |
| Rear bearing-4" x 4" x 9/32" wide-(4) 13/32" holes | B9TZ 7085-B | 2 | | | | | | | | | | | | |
| 4 7/8" flange O.D.-(4) 17/32" Holes | C6TZ 7085-C | A | | | | | | | | | | | | |
| Rear output shaft bearing-5 1/2" flange O.D. x 3 7/16" long-(6) 13/32" holes | C8TZ 7085-B | A | | | | | | | | | | | | |
| Rear output shaft rear bearing-1 3/16" wide 4 13/32" long-7 3/8" O.D. | D3TZ 7085-A | | B | C | | | | | | | J | | | |
| Rear output shaft needle bearing-(8) 13/32" holes-(5) 3/8"-16 thread holes-3 21/32" wide | D4TZ 7085-A | | | | D | E | F | G | H | | | K | | |
| Rear output shaft needle bearing-(8) 13/32" holes-(5) 3/8"-16 thread holes-3 21/32" wide | D3TZ 7085-B | | B | C | | | | | | | J | | | |
| Front output shaft rear bearing-(8) holes | D3TZ 7085-D | | B | C | D | E | F | G | H | J | K | | | |
| Cover-rear idler shaft-2 11/16" O.D.-(3) 11/32" holes | D3TZ 7085-C | | B | C | | | | | | | J | | | |
| Bolt-hex. head-3/8"-16 x 7/8" | 356685-S8(BB-153) | AR | | | | | | | | | | | | |
| Lockwasher-3/8" | 34807-S(X-66) | AR | | | | | | | | | | | | |
| Bolt-hex. head-3/8"-16 x 1 1/8" | 354135-S7-8(BB-155-A) | 4 | | | | | | | | | | | | |
| Screw and lockwasher-5/16"-18 x 3/4" | ★ 55615-S | | 3 | 3 | | | | | | | 3 | | | |
| Screw and lockwasher-5/16"-18 x 7/8" | ★ 55625-S | | 5 | 5 | | | | | | | 5 | | | |
| Screw and lockwasher | ★ 55635-S | | 8 | 8 | 6 | 6 | | 6 | 6 | 20 | 6 | | | |
| GASKET 7086 | | | | | | | | | | | | | | |
| Intermediate bearing retainer | B9C 7086-A | 2 | | | | | | | | | | | | |
| Transmission to transfer case -- use w/ C9TA 7A195-A | C6TZ 7086-C | A | | | | | | | | | | | | |
| Rear output shaft rear bearing retainer, 5 mtg. holes 3 7/16" I.D. x .017" thick, 4 mtg. holes | D3TZ 7086-B | | B | C | | | | | | | J | | | |
| Transmission to transfer case | D4TZ 7086-D | | AR | C | AR | AR | AR | AR | AR | AR | J | AR | | |
| Differential housing-(7) 13/32" holes | D3TZ 7086-C | | | C | | | | | | | | | | |
| Case to range box | D4TZ 7086-B | | | | D | E | F | G | H | | | K | | |
| | D4TZ 7086-C | | | | D | E | F | G | H | | | K | | |

NOTICE: When the parts list suffix is shown in the quantity required column, the quantity is one (1).

| DESCRIPTION/RESTRICTIONS | PART NUMBER | TRANSMISSION PARTS LISTS 17A THRU 17M | | | | | | | | | | | | |
|---|----------------------|---------------------------------------|---|---|---|---|---|---|---|---|---|---|---|--|
| | | A | B | C | D | E | F | G | H | J | K | L | M | |
| GEAR | | 7100 | | | | | | | | | | | | |
| Intermediate drive-2 7/8" O.D. x 1" wide-12 spline teeth | C6TZ 7100-D | A | | | | | | | | | | | | |
| 4" O.D. x 1 1/4" wide-22-12 teeth | C8TZ 7100-D | A | | | | | | | | | | | | |
| Front output shaft hi-27 helical-25 external-34 clutch teeth-1 3/4" I.D. x 4 27/64" O.D. x 2 1/64" long | D3TZ 7100-A | | B | C | | | | | | | J | | | |
| Front and rear output shaft sliding clutch-34 clutch teeth-4 9/16" O.D. x 25/32" wide | D3TZ 7100-B | | 2 | 2 | | | | | | | 2 | | | |
| Front and rear output shaft rear low-35 external-34 clutch teeth-2 29/64" I.D. x 6 5/64" O.D. x 1 13/64" wide | D3TZ 7100-C | | 2 | 2 | | | | | | | 2 | | | |
| GEAR (SLIDING CLUTCH) | | 7100 | | | | | | | | | | | | |
| 20-61 teeth-4 1/16" O.D. x 1 31/32" wide | D4TZ 7100-A | | | | D | | F | G | H | | | K | | |
| 28 teeth-4 5/16" O.D. x 13/16" wide | D4TZ 7100-B | | | | D | E | F | G | H | | | K | | |
| 40-61 teeth-4 1/16" O.D. x 1 31/32" wide | D4TZ 7100-C | | | | | E | | | | | | | | |
| Gear and bushing (low speed)-26-42 teeth x 6 19/32" O.D. x 2 7/32" wide | D4TZ 7100-D | | | | D | E | F | G | H | | | K | | |
| LEVER (RANGE SHIFT) | | 7B106 | | | | | | | | | | | | |
| LINK (FRONT and REAR WHEEL SHIFT SHAFT) | D3TZ 7B106-A | | B | C | | | | | | | | | | |
| 1 1/2" wide x 3 5/16" long x 1/4" thick-use with D4TA 7A195-DD, D4TZ 7A195-A & DA | D4TZ 7B106-G | | | | D | | | | | | | | | |
| 2" wide x 3 3/4" long "U" shape | D4TZ 7B106-D | | | | | E | | | | | | | | |
| 1 1/2" wide x 3 1/2" long x 1/4" thick | D4TZ 7B106-B | | | | D | E | F | G | H | | | K | | |
| lever and pin-use with D7TA 7A195-NA | D7TZ 7B106-B | | | | D | | | G | H | | | K | | |
| | D4TZ 7B106-H | | | | D | | F | | | | | | | |
| Lever and Shaft | D6TZ 7B106-C | | | | D | E | F | G | H | | | K | | |
| Lever | D8TZ 7B106-A | | | | | | | | | | J | | | |
| Locknut-5/16"-24 x 21/64" thick | 378200-S7-8(MM-173K) | | | | D | E | | | | | | | | |
| Locknut-5/16"-24-1/4" thick | 353618-S100(MM-141) | | | | D | | F | G | H | | | K | | |
| Washer-flat-5/16" | 44722-S8(X-19) | | | | D | | F | G | H | | | | | |
| THIMBLE (SHIFT ROD HOLE)-1 3/8" dia. x 3/4" wide-cup shaped | C6TZ 7A107-B | A | | | | | | | | | | | | |
| Spring Clip-link Clevis | D9TZ 7C110-A | | | | | | | | | | 2 | | | |
| SHAFT (INTERMEDIATE GEAR)-12 teeth-1 5/8" dia. x 4" long | C6TZ 7111-C | A | | | | | | | | | | | | |
| COUNTERSHAFT (RANGE BOX)-6" long x 1 1/2" O.D. | D4TZ 7111-A | | | | D | E | F | G | H | | | K | | |
| GEAR (COUNTERSHAFT)-Intermediate-40-12 teeth-6 3/4" dia. x 2" wide at hub | C8TZ 7113-C | A | | | | | | | | | | | | |
| SPACER-Also refer to group 7A385 | | 7115 | | | | | | | | | | | | |
| Countershaft gear bearing-1 1/2" I.D. x 1 13/16" O.D. x 1 1/8" long | D4TZ 7115-A | | | | D | E | F | G | H | | | K | | |
| 1 1/2" I.D. x 1 13/16" O.D. x 1/16" thick | D4TZ 7115-D | | | | 3 | 3 | 3 | 3 | 3 | | | 3 | | |
| Side gear bearing-1 17/32" I.D. x 1 3/4" O.D. x 7/32" thick-use w/D4TA 7A195-DA, EA | D4TZ 7115-B | | | | 2 | 2 | | | | | | | | |
| 1 13/32" I.D. x 1 5/8" O.D. x 1/8" thick-use with D4TA 7A195-DA and EA | D4TZ 7115-C | | | | D | E | | | | | | | | |
| Center-1 17/32" I.D. x 1 3/4" O.D. x 1 3/16" wide | D4TZ 7115-E | | | | D | E | F | G | H | | | K | | |
| Rear-1 7/32" I.D. x 1 3/4" O.D. x 1/2" wide-use with D4TA 7A195-DA and EA | D4TZ 7115-F | | | | D | E | | | | | | | | |

1973/79
TRUCK SERIES 100/500

NEW PROCESS and DANA(SPICER)
TRANSFER CASE and DETAILS

| DESCRIPTION/RESTRICTIONS | PART NUMBER | TRANSMISSION PARTS LISTS 17A THRU 17M | | | | | | | | | | | | |
|--|--|---------------------------------------|----|----|-----|-----|-----|-----|-----|----|----|-----|---|--|
| | | A | B | C | D | E | F | G | H | J | K | L | M | |
| ROLLER (REAR OUTPUT SHAFT FRONT PILOT)-7/32" O.D. x 1" long Input shaft Countershaft cluster gear | D3TZ 7120-A | | 15 | 15 | 15 | 15 | 15 | 15 | 15 | 15 | 15 | 15 | | |
| SPACER (IDLER GEAR BEARING)- 1 25/64" I.D. x 1 23/32" O.D. x 2 27/64" long | D3TZ 7125-A | | B | C | | | | | | | J | | | |
| SPRING (LOCKOUT CLUTCH)-2 7/32" long x 2 13/16" O.D. | D4TZ 7D126-A | | | | D | E | F | G | H | | | K | | |
| BEARING 7127 | | | | | | | | | | | | | | |
| Rear output shaft-2" I.D. x 2 3/8" O.D. x 1" wide | C4TZ 7127-A | | B | C | | | | | | | J | | | |
| Front output shaft rear-1 3/4" I.D. x 2 1/8" O.D. x 1" wide | TYAA 7127-A | | B | C | D | E | F | G | H | J | K | | | |
| SHAFT (IDLER GEAR)-1 9/16" O.D. x 6 23/32" long x 7/8"-20 thread-one end | D3TZ 7140-A | | B | C | | | | | | J | | | | |
| GEAR (IDLER SHAFT)-35-25 teeth- 6 1/16" O.D. x 4 13/32" wide | D3TZ 7142-A | | B | C | | | | | | J | | | | |
| GEAR (COUNTERSHAFT CLUSTER)- 32-23 teeth-4 11/32" long | D4TZ 7D144-A | | | | D | E | F | G | H | | | K | | |
| ROLLER (FRONT SIDE GEAR)- 15/16" long x 1/8" O.D. | D4TZ 7145-A | | | | 123 | 123 | 123 | 123 | 123 | | | 123 | | |
| GASKET SET | C6TZ 7153-B | A | | | | | | | | | | | | |
| | D4TZ 7153-B | | B | C | | | | | | J | | | | |
| | D4TZ 7153-C | | | | D | E | F | G | H | | | K | | |
| PLATE (COUNTERSHAFT LOCK) 7155 | | | | | | | | | | | | | | |
| 1 1/8" overall length x 1/8" thick x 7/8" wide | C4TZ 7155-A | | | | D | E | F | G | H | | | K | | |
| GEAR (INPUT SHAFT)-32-29 teeth- 28 spline-6 13/16" long-Also refer to group 7017 | D4TZ 7158-A | | | | | E | F | | | | | | | |
| COVER (POWER TAKE-OFF) 7165 | | | | | | | | | | | | | | |
| 8 1/2" long x 1/8" thick x 3 3/4" wide | C8TZ 7165-A | A | | | | | | | | | | | | |
| 6 1/4" x 4 7/8"-6 holes | BB 7165 | | B | C | D | E | F | G | H | J | K | | | |
| Bolt (cover to case)-hex.-5/16"-18 x 5/8" | 20326-S7-8(B-49) | 7 | 6 | 7 | | | | | | | | | | |
| Lockwasher-5/16" | 34806-S13(X-64) | 7 | | 7 | | | | | | | | | | |
| Bolt (cover to case)-3/8"-16 x 5/8" | 20328-S8(B-76) | | 6 | 6 | 6 | 6 | | | 7 | 6 | 7 | | | |
| Lockwasher-3/8" | 34807-S8(X-66) | | 6 | 6 | 6 | 6 | | | 7 | | 7 | | | |
| GASKET (POWER TAKE-OFF) 7166 | | | | | | | | | | | | | | |
| 6 1/4" x 4 7/8" | B9TT 7166-C | | B | C | D | E | F | G | H | J | K | | | |
| 8 1/8" x 3 3/16" x 1/32" thick- (7) 11/32" holes | C6TZ 7166-B | A | | | | | | | | | | | | |
| CUP (REAR OUTPUT SHAFT BEARING FRONT)-2 7/8" dia. x 3/4" wide | C6TZ 7169-A | A | | | | | | | | | | | | |
| GEAR (SPROCKET DRIVE and OUTPUT CHAIN DRIVE)-61-47 teeth-5 1/2" O.D. x 2 13/32" wide "Before Ser. B75,000" | ★ D4TZ 7177-A r/b D6TZ 7177-A(9/77) | | | | D | E | | | | | | | | |
| Gear (sprocket drive and output chain drive 61-47 teeth-5 1/2" O.D. X 2 13/32" wide "From Ser. B75,000" | D6TZ 7177-A | | | | 2 | 2 | 2 | 2 | | | | | | |
| 61 splines-34 TTH-5 19/64" O.D. x 1 7/8" wide | D8TZ 7177-A | | | | | | | | | 2 | | 2 | | |
| GASKET (BEARING RETAINER) 7181 | | | | | | | | | | | | | | |
| Rear output shaft needle bearing retainer- 3 1/2" I.D. x 5 1/2" O.D. x 4 1/16" I.D. x .015" thick-(6) 13/32" holes | C6TZ 7181-C | A | | | | | | | | | | | | |
| Front output shaft front bearing retainer- 2 25/32" I.D. x 1/32" thick-(4) 13/32" holes | C6TZ 7181-D | A | | | | | | | | | | | | |

NOTICE: When the parts list suffix is shown in the quantity required column, the quantity is one (1).

| DESCRIPTION/RESTRICTIONS | PART NUMBER | TRANSMISSION PARTS LISTS 17A THRU 17M | | | | | | | | | | | | |
|--|-----------------------|---------------------------------------|----|----|---|---|---|---|---|---|---|---|---|--|
| | | A | B | C | D | E | F | G | H | J | K | L | M | |
| GASKET (BEARING RETAINER) 7181 — Cont'd | | | | | | | | | | | | | | |
| Front output bearing oil seal-1 7/8" I.D. x 2 15/32" dia. x 1/32" thick | C6TZ 7181-B | A | | | | | | | | | | | | |
| Input shaft-3 7/16" I.D. x .010" thick | D3TZ 7181-A | | AR | AR | | | | | | | | | | |
| Front output shaft bearing retainer | | | AR | | | | | | | | | | | |
| Input shaft-.015" thick-r/b D4TZ 7086-D (7/78) | ★ D3TZ 7181-B | | AR | AR | | | | | | | | | | |
| 3 27/32" I.D. x 4 27/32" O.D. x 1/64" thick | D3TZ 7181-E | | | C | D | E | F | G | H | J | K | | | |
| Rear output shaft needle bearing retainer | ★ D3TZ 7181-C | | B | C | | | | | | | | | | |
| Front output shaft rear bearing retainer | r/b D4TZ 7181-B(3/79) | | B | | | | | | | | | | | |
| Idler shaft cover | D3TZ 7181-D | | B | C | | | | | | J | | | | |
| Rear output shaft-6 3/16" I.D. x 7" O.D. x 1/64" thick-(8) 3/32" holes | D4TZ 7181-B | | | 2 | D | E | F | G | H | 2 | K | | | |
| GASKET (POPPET SCREW)-15/32" I.D. x 7/8" O.D. x 1/64" thick | D3TZ 7181-F | | 2 | 2 | D | E | F | G | H | 2 | K | | | |
| GASKET (POPPET PLATE RETAINER)-5/8" I.D. x 1" O.D. x 1/64" thick | D4TZ 7181-C | | | | D | E | 2 | 2 | 2 | | 2 | | | |
| FLANGE (OUTPUT-INPUT-SHAFT) 7B214-refer to Chart end of text 70.17 | | | | | | | | | | | | | | |
| Nut (flange to shaft)-hex. head-7/8" | 372631-S(MM-147) | | 3 | 3 | D | E | F | G | H | 2 | 2 | | | |
| Washer-flat-7/8" | 44750-S8(X-45) | | 3 | 2 | D | E | F | G | H | 2 | K | | | |
| Nut-hex. head-3/4"-16 | 351126-S(MM-145) | | | | D | 2 | 2 | | | | | | | |
| Washer-flat-27/32" | 352519-S200(XX-245-A) | | | | D | 2 | | | | | | | | |
| SEAL (OUTPUT-INPUT- SHAFT OIL) 7B215-refer to Chart end of text 70.17 | | | | | | | | | | | | | | |
| SPRING (SHIFT ROD POPPET) 7219 | | | | | | | | | | | | | | |
| 7/8" free length x 3/8" O.D.-8 1/2 coils | C6TZ 7219-C | A | | | | | | | | | | | | |
| 19/64" O.D.-9 coils | D3TZ 7219-A | | 2 | 2 | D | E | | | | 2 | | | | |
| Range box - 1 15/32" long x 9/16" O.D. - 9" coils-use with D4TA 7A195-DA, EA | D4TZ 7219-A | | | | D | E | | | | | | | | |
| 1 1/2" long x 9/16" O.D.-9 coils-use with D4TZ 7A195-A, D4TA 7A195-EB | D4TZ 7219-B | | | | D | E | F | G | H | | K | | | |
| 1 1/2" long x 9/16" O.D.-9 coils-use with D6TA 7A195-CA | D4TZ 7219-A | | | | D | | | | | | | | | |
| 13/16" long x 19/64" O.D.-9 Coils | D6TZ 7219-A | | | | | | F | G | H | | K | | | |
| Ball-5/16" | 353081-S(AA-10) | | 2 | 2 | D | E | F | G | H | 2 | K | | | |
| Ball (shift rod poppet)-1/4" | 353351-S(AA-9) | A | | | | | | | | | | | | |
| Screw-set (transfer case plug)-hex. head-7/16"-20 x 5/16" | 352015-S(UU-2) | 2 | | | | | | | | | | | | |
| CARRIER (DIFFERENTIAL) ASSY. | | | | | | | | | | | | | | |
| | ★ D4TZ 7A219-A | | | | D | E | F | G | | | | | | |
| | r/b D8TZ-A(4/79) | | | | | | | | | | | | | |
| | D8TZ 7A219-A | | | | | | | | H | | K | | | |
| Bolt-hex. head-3/8"-24 x 1 1/2" | 353381-S8(BB-219) | | | | 4 | 4 | 4 | | | | | | | |
| Bolt-hex. head-3/8"-24 x 1 5/8" | 375364-S(BB-219-B) | | | | 4 | 4 | | | | | | | | |
| PIN (SHAFT INTERLOCK) 7229 | | | | | | | | | | | | | | |
| 3/8" O.D. x 4 1/8" long | D3TZ 7229-A | | 2 | 2 | | | | | | 2 | | | | |
| Poppet plate pivot-7/8" long | D4TZ 7229-A | | | | D | E | F | G | H | | K | | | |
| SHAFT (SHIFT) 7240 | | | | | | | | | | | | | | |
| Front-3/4" O.D. x 8 3/4" long | D3TZ 7240-B | | B | C | | | | | | J | | | | |
| Rear-3/4" O.D. x 7 3/32" long | D3TZ 7240-A | | B | C | | | | | | J | | | | |
| Gearshift fork-5/8" diam. x 5 15/32" long | C6TZ 7240-A | A | | | | | | | | | | | | |
| Shift control-7 1/8" long x 3/4" O.D. | D4TZ 7240-A | | | | D | E | F | G | H | | K | | | |
| Clevis-5/16" x 1 1/16" | ★ 76010-S | | 2 | 2 | | | | | | | | | | |
| Cotter pin-3/32" x 1/2" | 72004-S7 (N-41) | | 2 | 2 | | | | | | | | | | |

1973/79
TRUCK SERIES 100/500

NEW PROCESS and DANA(SPICER)
TRANSFER CASE and DETAILS

| DESCRIPTION/RESTRICTIONS | PART NUMBER | TRANSMISSION PARTS LISTS 17A THRU 17M | | | | | | | | | | | | |
|--|--------------------------------|---------------------------------------|---|---|----|----|----|----|----|---|----|---|---|--|
| | | A | B | C | D | E | F | G | H | J | K | L | M | |
| SCREW (POPPET)-1/2"-13 x 13/16" long | D3TZ 7245-A | | 2 | 2 | D | E | F | G | H | J | K | | | |
| PLUG (RANGE BOX POPPET HOLE)- 5/8"-18 x 15/32" | D4TZ 7245-A | | | | D | E | F | G | H | | K | | | |
| SCREW (INPUT SHAFT BEARING RETAINER)- 5/16"-18 x 1" socket head | D4TZ 7247-A | | 4 | 4 | 4 | 4 | 4 | 4 | 4 | 4 | 4 | | | |
| SEAL (OIL PUMP)-2 1/4" I.D. x 2 5/8" O.D. x 3/32" thick | D4TZ 7A248-A | | | | D | E | F | G | H | | K | | | |
| Refer to Section 71 | 7277 | | | | | | | | | | | | | |
| RING (INPUT SHAFT BEARING RETAINER) | 7N281 | | | | | | | | | | | | | |
| 3 1/4" I.D. x 3 3/4" O.D. x .104" thick | D4TZ 7N281-A | | | | AR | AR | AR | AR | AR | | AR | | | |
| .109" thick | D4TZ 7N281-B | | | | AR | AR | AR | AR | AR | | AR | | | |
| .114" thick | D4TZ 7N281-C | | | | AR | AR | AR | AR | AR | | AR | | | |
| OIL SEAL (SHIFT ROD) | 7288 | | | | | | | | | | | | | |
| 5/8" I.D. x 1 1/32" O.D. x 1/4" thick | C6TZ 7288-C | A | | | | | | | | | | | | |
| Front and rear-3/4" I.D. x 1 1/4" O.D. x 9/32" thick | D3TZ 7288-A | | 2 | 2 | | | | | | 2 | | | | |
| "0" ring (lockout lever oil seal) -- 25/32" I.D. x 1" O.D. | D4TZ 7288-A | | | | D | E | F | G | H | | K | | | |
| FORK | 7289 | | | | | | | | | | | | | |
| Gearshift-2 15/32" span-5/8" hole- 1" wide at hub-3 1/4" long | C8TZ 7289-A | A | | | | | | | | | | | | |
| High and low range shift | D3TZ 7289-A | | 2 | 2 | | | | | | 2 | | | | |
| Gearshift third and direct-4 5/8" long-3 3/4" span | D4TZ 7289-A | | | | D | E | F | G | H | | K | | | |
| Lock shift chain drive-4 3/4" long-3 15/32" span | D4TZ 7289-B | | | | D | E | F | G | H | | K | | | |
| Pin (fork retaining)-7/32" O.D. x 1 1/8" long | 370286-S(NN-110) | | 2 | 2 | D | E | F | G | H | 2 | K | | | |
| LEVER and SHAFT (LOCKOUT SHIFT) | D4TZ 7290-B | | | | D | E | F | G | H | | K | | | |
| "0" ring-49/64" I.D. x 53/64" O.D. | 377159-S(KK-48-A) | | | | D | E | F | G | H | | K | | | |
| WASHER | 7C341 | | | | | | | | | | | | | |
| Idler gear thrust-1 1/2" I.D. x 2 1/2" O.D. x 1/32" thick | D4TZ 7C341-A | | | | D | E | F | G | H | | K | | | |
| Clutch gear thrust- 1 1/2" I.D. x 2 1/2" O.D. x 1/16" thick | D4TZ 7C341-B | | | | 2 | 2 | 2 | 2 | 2 | | 2 | | | |
| WASHER (LOW RANGE GEAR THRUST)- 2" I.D. x 2 3/4" O.D. x 7/32" wide | D4TZ 7C350-A | | | | D | E | F | G | H | | K | | | |
| SCREW (SHIFT FORK SET)-3/8"- 24 thread pointed end-recessed hex. head- 1/2" overall length | C6TZ 7B360-A | A | | | | | | | | | | | | |
| WASHER (REAR OUTPUT SHAFT)-32 teeth- 7/8" I.D. x 1 13/32" O.D. x 1/8" wide-# 11689 | D4TZ 7B368-A | | | | D | E | F | G | 2 | | K | | | |
| 7/8" I.D. x 1 13/32" O.D. 3/16" wide-32 teeth- # 13695 | D9TZ 7B368-A | | | | | | | | | | K | | | |
| WASHER | 7A385-Also refer to group 7115 | | | | | | | | | | | | | |
| Side gear front shaft thrust-1 1/2" I.D. x 2" O.D. x 1/4" thick | D4TZ 7A385-A | | | | D | E | F | G | H | | K | | | |
| Front output shaft-30 splines-3/4" I.D. x 1 5/16" O.D. x 1/8" thick | D4TZ 7A385-B | | | | D | E | 2 | | | | | | | |
| WASHER (SIDE GEAR ROLLER BEARING)- 1 17/32" I.D. x 1 3/4" O.D. x 5/16" wide | D4TZ 7A385-C | | | | 3 | 3 | 3 | 3 | 3 | | 3 | | | |
| SPIDER (DIFFERENTIAL PINION) | 7A399 | | | | | | | | | | | | | |
| -35 int. teeth | D8TZ 7A399-A | | | | D | E | F | G | H | | K | | | |
| Pin-3/16" dia. x 1 1/4" long | 305093-S2(NN-108-B) | | | | | | | | 4 | | 4 | | | |
| GEAR (DIFFERENTIAL PINION)-10 teeth- 29/32" I.D. x 2 5/16" O.D. x 7/8" wide | D4TZ 7C416-A | | | | 4 | 4 | 4 | 4 | 4 | | 4 | | | |
| SWITCH (LOCKOUT) | D2TZ 7E440-A | | | | D | E | F | G | H | | K | | | |
| SEAL (DIFFERENTIAL PINION)-5 1/2" I.D. x 5 3/4" O.D. x 1/8" wide | D4TZ 7A548-A | | | | D | E | F | G | H | | K | | | |

NOTICE: When the parts list suffix is shown in the quantity required column, the quantity is one (1).

| DESCRIPTION/RESTRICTIONS | PART NUMBER | TRANSMISSION PARTS LISTS 17A THRU 17M | | | | | | | | | | | | |
|---|--------------|---------------------------------------|-----|-----|-----|-----|-----|-----|-----|---|---|-----|---|--|
| | | A | B | C | D | E | F | G | H | J | K | L | M | |
| ROLLER OUTPUT SHAFT REAR PILOT | 7A672 | | | | | | | | | | | | | |
| 7/32" O.D. x 17/32" long | D3TZ 7A672-A | | 128 | 128 | | | | | | | | 128 | | |
| Pinion bearing-25/32" O.D. x 5/8" long | D4TZ 7A672-A | | | | 132 | 132 | 132 | 132 | 132 | | | 132 | | |
| WASHER (DRIVE PINION BEARING THRUST)- 1 21/32" O.D. x 1/16" thick | D4TZ 7728-A | | | | 4 | 4 | 4 | 4 | 4 | | | 4 | | |
| Block Pinion-3/4" I.D.-1 41/64" O.D. | D8TZ 7A728-A | | | | | | | | | 4 | | 4 | | |
| RING (SPROCKET DRIVE GEAR SNAP)- 2 5/8" I.D. x 3" O.D. x 5/64" thick | D4TZ 7917-A | | | | 2 | 2 | 4 | 4 | 4 | | | 4 | | |

| TRANSFER CASE ASSY. | FLANGE INPUT | FLANGE FRONT OUTPUT | FLANGE REAR OUTPUT | TRANSFER CASE ASSY. | FLANGE INPUT | FLANGE FRONT OUTPUT | FLANGE REAR OUTPUT |
|---------------------|--------------|---------------------|--------------------|---------------------|--------------|---------------------|--------------------|
|---------------------|--------------|---------------------|--------------------|---------------------|--------------|---------------------|--------------------|

| 7B214 FLANGE (INPUT-OUTPUT SHAFT) | | | | | | | |
|-----------------------------------|--------------|--------------|--------------|---------------|--|--------------|--------------|
| C9TA 7A195-A | | C7TZ 7B214-A | C7TZ 7B214-A | D8TA 7A195-KB | | D4TZ 7B214-C | D8TZ 7B214-A |
| D3TA 7A195-AA | D4TZ 7B214-C | D3TZ 7B214-A | D3TZ 7B214-A | D8TA 7A195-LA | | D4TZ 7B214-C | D4TZ 7B214-C |
| D3TA 7A195-BA | | D4TZ 7B214-C | D4TZ 7B214-C | D8TA 7A195-NA | | D8TZ 7B214-A | D3TZ 7B214-A |
| D4TZ 7A195-A | | D4TZ 7B214-A | D4TZ 7B214-C | D8TA 7A195-NB | | D8TZ 7B214-A | D3TZ 7B214-A |
| EDD4TA 7A195-DD | | D4TZ 7B214-A | D4TZ 7B214-C | D8TA 7A195-NC | | D8TZ 7B214-A | D3TZ 7B214-A |
| D4TA 7B195-EA | D6TZ 7B214-B | D4TZ 7B214-A | D4TZ 7B214-A | D8TA 7A195-RA | | D8TZ 7B214-A | D4TZ 7B214-C |
| D4TA 7A195-EB | D6TZ 7B214-B | D4TZ 7B214-D | D4TZ 7B214-D | D8TA 7A195-RB | | D8TZ 7A214-A | D4TZ 7B214-C |
| D6TA 7A195-CA | | D4TZ 7B214-A | D4TZ 7B214-C | D8TA 7A195-RC | | D8TZ 7B214-A | D4TZ 7B214-C |
| D6TA 7A195-DA | | D4TZ 7B214-A | D4TZ 7B214-A | D8TA 7A195-SA | | D8TZ 7B214-A | D4TZ 7B214-C |
| D6TA 7A195-EA | | D4TZ 7B214-A | D4TZ 7B214-C | D8TA 7A195-SB | | D8TZ 7B214-A | D4TZ 7B214-C |
| EDD7TA 7A195-AA | | D4TZ 7B214-C | D6TZ 7B214-C | D8TA 7A195-SC | | D8TZ 7B214-A | D4TZ 7B214-C |
| D7TA 7A195-AB | | D4TZ 7B214-C | D8TZ 7B214-A | D8TA 7A195-TA | | D8TZ 7B214-A | D3TZ 7B214-A |
| D7TA 7A195-BA | D7TZ 7B214-A | D4TZ 7B214-A | D4TZ 7B214-A | D8TA 7A195-TB | | D8TZ 7B214-A | D3TZ 7B214-A |
| EDD7TA 7A195-AA | D7TZ 7B214-A | D4TZ 7B214-A | D4TZ 7B214-A | D8TA 7A195-TC | | D8TZ 7B214-A | D3TZ 7B214-A |
| EDD7TA 7A195-BA | D7TZ 7B214-A | D4TZ 7B214-A | D4TZ 7B214-A | D8TA 7A195-TD | | D8TZ 7B214-A | D3TZ 7B214-A |
| EDD7TA 7A195-BA | D7TZ 7B214-A | D4TZ 7B214-A | D4TZ 7B214-A | D8TA 7A195-VA | | D4TZ 7B214-C | D8TZ 7B214-A |
| D7TA 7A195-CA | D3TZ 7B214-A | D3TZ 7B214-A | D3TZ 7B214-A | D8TA 7A195-YA | | D8TZ 7B214-A | D3TZ 7B214-A |
| D7TA 7A195-JA | | D4TZ 7B214-A | D3TZ 7B214-A | D9TA 7A195-LA | | D3TZ 7B214-A | D9TZ 7B214-A |
| D7TA 7A195-KA | | D8TZ 7B214-A | D3TZ 7B214-A | D9TA 7A195-NA | | D9TZ 7B214-A | D3TZ 7B214-A |
| D7TA 7A195-NA | | D4TZ 7B214-A | D4TZ 7B214-C | D9TZ 7A195-TA | | D9TZ 7B214-A | D3TZ 7B214-A |
| D8TA 7A195-GA | | D3TZ 7B214-A | D8TZ 7B214-A | D9TA 7A195-UB | | D3TZ 7B214-A | D9TZ 7B214-A |
| D8TA 7A195-GB | | D3TZ 7B214-A | D8TZ 7B214-A | D9TA 7A195-VA | | D9TZ 7B214-A | D3TZ 7B214-A |
| D8TA 7A195-HA | | D3TZ 7B214-A | D3TZ 7B214-A | D9TA 7A195-YA | | D3TZ 7B214-A | D3TZ 7B214-A |
| D8TA 7A195-KA | | D4TZ 7B214-C | D8TZ 7B214-A | | | | |

| TRANSFER CASE ASSY. | OIL SEAL INPUT | OIL SEAL FRONT OUTPUT | OIL SEAL REAR OUTPUT | TRANSFER CASE ASSY. | OIL SEAL INPUT | OIL SEAL FRONT OUTPUT | OIL SEAL REAR OUTPUT |
|---------------------|----------------|-----------------------|----------------------|---------------------|----------------|-----------------------|----------------------|
|---------------------|----------------|-----------------------|----------------------|---------------------|----------------|-----------------------|----------------------|

| 7B215 OIL SEAL (INPUT-OUTPUT SHAFT)-† Two Req'd | | | | | | | |
|---|----------------|--------------|--------------|---------------|----------------|----------------|--------------|
| C9TA 7A195-A | C6TZ 7B215-B | D2TZ 7B215-B | D2TZ 7B215-C | D7TA 7A195-KA | † D3TZ 7B215-B | D6TZ 7B215-C | D3TZ 7B215-A |
| D3TA 7A195-AA | D3TZ 7B215-A | D3TZ 7B215-A | D3TZ 7B215-A | D7TA 7A195-NA | † D3TZ 7B215-B | D6TZ 7B215-B | D4TZ 7B215-B |
| D3TA 7A195-BA | † D3TZ 7B215-B | D3TZ 7B215-A | D3TZ 7B215-A | D8TA 7A195-GA | † D3TZ 7B215-B | D3TZ 7B215-A | D6TZ 7B215-C |
| D4TZ 7A195-A | † D3TZ 7B215-B | D6TZ 7B215-B | D4TZ 7B215-B | D8TA 7A195-GB | † D3TZ 7B215-B | D3TZ 7B215-A | D6TZ 7B215-C |
| EDD4TA 7A195-DD | † D3TZ 7B215-B | D6TZ 7B215-B | D4TZ 7B215-B | D8TA 7A195-HA | † D3TZ 7B215-B | D3TZ 7B215-A | D3TZ 7B215-A |
| D4TA 7A195-EA | D4TZ 7B215-A | D6TZ 7B215-B | D4TZ 7B215-C | D8TA 7A195-KA | † D3TZ 7B215-B | D3TZ 7B215-A | D6TZ 7B215-C |
| D4TA 7A195-EB | D4TZ 7B215-A | D6TZ 7B215-B | D4TZ 7B215-C | D8TA 7A195-KB | † D3TZ 7B215-B | D3TZ 7B215-A | D6TZ 7B215-C |
| D6TA 7A195-CA | † D3TZ 7B215-B | D6TZ 7B215-B | D4TZ 7B215-B | D8TA 7A195-LA | † D3TZ 7B215-B | D3TZ 7B215-A | D3TZ 7B215-A |
| D6TA 7A195-DA | † D3TZ 7B215-B | D6TZ 7B215-B | D4TZ 7B215-C | D8TA 7A195-NA | † D3TZ 7B215-B | † D8TZ 7B215-B | D4TZ 7B215-B |
| D6TA 7A195-EA | † D3TZ 7B215-B | D6TZ 7B215-B | D4TZ 7B215-B | D8TA 7A195-NB | † D3TZ 7B215-B | † D8TZ 7B215-B | D4TZ 7B215-B |
| EDD7TA 7A195-AA | † D3TZ 7B215-B | D3TZ 7B215-A | D6TZ 7B215-C | D8TA 7A195-NC | † D3TZ 7B215-B | † D8TZ 7B215-B | D4TZ 7B215-B |
| D7TA 7A195-AB | † D3TZ 7B215-B | D3TZ 7B215-A | D6TZ 7B215-C | D8TA 7A195-RA | † D3TZ 7B215-B | D6TZ 7B215-C | D8TZ 7B215-A |
| D7TA 7A195-BA | D4TZ 7B215-A | D6TZ 7B215-B | D4TZ 7B215-C | D8TA 7A195-RB | † D3TZ 7B215-B | † D8TZ 7B215-B | D4TZ 7B215-B |
| EDD7TA 7A195-AA | D4TZ 7B215-A | D6TZ 7B215-B | D4TZ 7B215-C | D8TA 7A195-RC | † D3TZ 7B215-B | † D8TZ 7B215-B | D4TZ 7B215-B |
| EDD7TA 7A195-BA | D4TZ 7B215-A | D6TZ 7B215-B | D4TZ 7B215-C | D8TA 7A195-SA | † D3TZ 7B215-B | D6TZ 7B215-C | D8TZ 7B215-A |
| D7TA 7A195-CA | D3TZ 7B215-A | D3TZ 7B215-A | D3TZ 7B215-A | D8TA 7A195-SB | † D3TZ 7B215-B | † D8TZ 7B215-B | D4TZ 7B215-B |
| D7TA 7A195-JA | † D3TZ 7B215-B | D6TZ 7B215-B | D4TZ 7B215-B | D8TA 7A195-SC | † D3TZ 7B215-B | † D8TZ 7B215-B | D4TZ 7B215-B |

1973/79
TRUCK SERIES 100/500

TRANSMISSION KIT PARTS LIST

Instructions for identifying Transmission Assemblies and their related Parts List Numbers are shown on Page 1 of Section 70.

Kit part numbers are included in their appropriate parts lists in Section 70.1 and up.

Included in this section is a listing of components for each kit.

Parts Lists for new kits will be added at the end of this section, irrespective of part number.

Always refer to the Index below for page numbers on which kit components are listed.

INDEX

| PART NUMBER | PAGE | PART NUMBER | PAGE |
|------------------------------------|------|--------------|------|
| GASKET SETS GROUP NO. 7153 | | | |
| B6A 7153-D | 1 | C4TZ 7153-B | 2 |
| B9TZ 7153-A | 1 | C6TZ 7153-B | 2 |
| A8TZ 7153-D | 1 | C8TZ 7153-A | 2 |
| C2TZ 7153-A | 1 | D4TZ 7153-B | 2 |
| C3AZ 7153-F | 2 | D4TZ 7153-C | 2 |
| D9TZ 7153-A | 2 | D5TZ 7153-A | 3 |
| REPAIR KITS GROUP NO. 7B331 | | | |
| A8TZ 7B331-D | 2 | D4HZ 7C391-A | 3 |
| C4TZ 7B331-B | 2 | D4HZ 7C391-B | 3 |
| D3TZ 7B331-A | 2 | D4HZ 7C391-D | 3 |

TRANSMISSION GASKET SET and REPAIR KIT PARTS LIST D8UZ 7B331-A

| Q T Y | PART NUMBER | DESCRIPTION | Q T Y | PART NUMBER | DESCRIPTION |
|-------------|-------------|-------------|-------------|-------------|-------------|
| | A8TZ 7153-D | | | B9TZ 7153-A | |
| | Consists of | | | Consists of | |
| 1 | 8MTH 7051-B | Gasket | 1 | B9C 7086-A | Gasket |
| 1 | C5TZ 7086-B | Gasket | 1 | B9C 7166-A | Gasket |
| 1 | C5TZ 7086-F | Gasket | 1 | B9C 7181-A | Gasket |
| 1 | TDAA 7166-A | Gasket | 2 | B9C 7181-B | Gasket |
| 1 | B7T 7185-A | Gasket | 2 | B9C 7181-C | Gasket |
| 1 | 8MTH 7207 | Gasket | | C2TZ 7153-A | |
| 1 | 8MTH 7223 | Gasket | | Consists of | |
| | B6A 7153-D | | 1 | B3T 7051-A | Gasket |
| | Consists of | | 2 | B7T 7051-A | Gasket |
| 3 | B6C 7051-A | Gasket | 2 | B7T 7051-B | Gasket |
| 3 | 8D 7051-A | Gasket | 1 | C2TZ 7051-A | Gasket |
| 1 | B7A 7086-A | Gasket | 1 | TYAA 7051-A | Gasket |
| 1 | 8D 7086 | Gasket | 1 | B7T 7086-A | Gasket |
| 1 | 8L 7086-A | Gasket | 1 | B9TZ 7086-A | Gasket |
| 1 | 8D 7223 | Gasket | 1 | TYAA 7086-A | Gasket |
| 1 | 8L 7223-A | Gasket | 1 | TDAA 7166-A | Gasket |
| 1 | B7A 7661-A | Gasket | 1 | B5T 7181-A | Gasket |
| | | | 1 | B7T 7181-A | Gasket |
| | | | 1 | TYAA 7181-A | Gasket |
| | | | 1 | B7T 7223-A | Gasket |
| | | | 1 | TYAA 7223-A | Gasket |

1973/79
TRUCK SERIES 100/500

| TRANSMISSION GASKET SET and REPAIR KIT PARTS LIST | | | | | | |
|---|--------------------|-------------|-------------|---------------------|-------------|-----------|
| Q T Y | PART NUMBER | DESCRIPTION | Q T Y | PART NUMBER | DESCRIPTION | |
| | C3AZ 7153-F | | | D4TZ 7153-B | | |
| | Consists of | | | Consists of | | |
| 1 | C2AZ 7051-B | Gasket | 2 | D3TZ 7086-B | Gasket | |
| 1 | C4AZ 7086-B | Gasket | 1 | B9TT 7166-C | Gasket | |
| 1 | C3AZ 7223-A | Gasket | 2 | D3TZ 7181-A | Gasket | |
| 1 | C3AZ 7223-B | Gasket | 2 | D3TZ 7181-B | Gasket | |
| 1 | C3AZ 7223-C | Gasket | 4 | D3TZ 7181-C | Gasket | |
| | C4TZ 7153-B | | | A8TZ 7B331-D | | |
| | Consists of | | | Consists of | | |
| 1 | C4TZ 7051-A | Gasket | 1 | 8D 7026 | Snap ring | |
| 1 | B9TZ 7086-A | Gasket | 1 | 8D 7040 | Baffle | |
| 1 | C5TZ 7086-B | Gasket | 1 | 8D 7059 | Snap ring | |
| 1 | B9TT 7166-C | Gasket | 1 | 8D 7064-A | Snap ring | |
| 1 | C4TZ 7181-A | Gasket | 1 | 8D 7064-B | Snap ring | |
| 1 | C4TZ 7223-A | Gasket | 1 | 8D 7064-C | Snap ring | |
| | C6TZ 7153-B | | | 1 | 8D 7064 | Snap ring |
| | Consists of | | | 1 | 8D 7070 | Snap ring |
| 2 | B9C 7086-A | Gasket | 1 | 8D 7080 | Baffle | |
| 1 | C6TZ 7166-B | Gasket | 1 | 8D 7119-A | Washer | |
| 1 | C6TZ 7181-B | Gasket | 1 | 8D 7128 | Plate | |
| 1 | C6TZ 7181-C | Gasket | 1 | 8D 7129 | Plate | |
| 1 | C6TZ 7181-D | Gasket | | C4TZ 7B331-B | | |
| | C8TZ 7153-A | | | Consists of | | |
| | Consists of | | | 1 | C4TZ 7059-A | Snap ring |
| 1 | 7EQ 7051 | Gasket | 1 | C5TZ 7070-A | Snap ring | |
| 1 | B9TZ 7086-A | Gasket | 1 | 7EQ 7070 | Snap ring | |
| 1 | B9TZ 7086-B | Gasket | 1 | B7T 7109-A | Snap ring | |
| 2 | B9TT 7166-C | Gasket | 1 | C4TZ 7119-A | Washer | |
| 1 | C8TZ 7181-A | Gasket | 1 | C4TZ 7119-B | Washer | |
| 1 | C8TZ 7185-A | Gasket | 1 | C4TZ 7155-A | Plate | |
| 1 | C8TZ 7223-A | Gasket | 1 | B7T 7160-A | Shim | |
| | D4TZ 7153-C | | | 1 | B7T 7160-B | Shim |
| | Consists of | | | 1 | C4TZ 7161-A | Snap ring |
| 1 | D4TZ 7086-B | Gasket | 1 | 356957-S | Washer | |
| 1 | D4TZ 7086-C | Gasket | | D3TZ 7B331-A | | |
| 2 | D4TZ 7086-D | Gasket | | Consists of | | |
| 1 | B9TT 7166-C | Gasket | 2 | C8TZ 7030-A | Snap ring | |
| 1 | D3TZ 7181-E | Gasket | 1 | B3Q 7059-A | Snap ring | |
| 1 | D3TZ 7181-F | Gasket | 1 | C8TZ 7064-A | Snap ring | |
| 1 | D4TZ 7181-B | Gasket | 1 | C8TZ 7069-A | Washer | |
| 2 | D4TZ 7181-C | Gasket | 1 | C8TZ 7117-A | Washer | |
| 1 | D4TZ 7A248-A | Seal | 1 | 7EQ 7155 | Retainer | |
| 1 | D4TZ 7288-A | Seal | 3 | C8TZ 7160-A | Snap ring | |
| 1 | D4TZ 7B368-A | Washer | 1 | C5TZ 7162-A | Snap ring | |
| 2 | D4TZ 7A385-B | Washer | | | | |
| 1 | D4TZ 7A548-A | Seal | | | | |
| 1 | 87036-S | Seal | | | | |
| 1 | 377159-S | Seal | | | | |
| | D9TZ 7153-A | | | | | |
| | Consists of | | | | | |
| 1 | 8MTH 7051-B | Gasket | | | | |
| 1 | C5TZ 7086-B | Gasket | | | | |
| 1 | B9TT 7166-C | Gasket | | | | |
| 1 | D3TZ 7223-A | Gasket | | | | |

1973/79
TRUCK SERIES 100/500

| TRANSMISSION GASKET SET and REPAIR KIT PARTS LIST | | | | | |
|---|--------------|---------------|------------------------------|--------------|---------------|
| Q T Y | PART NUMBER | DESCRIPTION | Q T Y | PART NUMBER | DESCRIPTION |
| ★D4HZ 7C391-A R/B 9264-T-148 | | | ★D4HZ 7C391-D R/B 9264-T-127 | | |
| Consists of | | | Consists of | | |
| 1 | D2TA 4813-AA | Retainer | 1 | C0DW 4630-AA | Cone & roller |
| 1 | 7EQ 7051 | Gasket | 1 | D2TA 4813-AA | Retainer |
| 1 | C5TZ 7052-A | Oil seal | 1 | C6TZ 7A039-A | Extension |
| 1 | C8TZ 7064-A | Snap ring | 1 | C4TA 7048-A | Seal |
| 1 | C8TZ 7064-C | Snap ring | 2 | C4TA 7051-A | Gasket |
| 3 | C4TZ 7065-C | Bearing | 1 | C5TZ 7052-A | Oil seal |
| 1 | C4TA 7120-B | Bearing | 1 | C4TA 7059-A | Snap ring |
| 2 | 7EQ 7120 | Bearing | 1 | C5TA 7086-H | Gasket |
| 1 | TYAA 7127-A | Bearing | 1 | C6TZ 7086-D | Gasket |
| 1 | C5TZ 7162-A | Retainer | 2 | TYBJ 7086-A | Gasket |
| 2 | B9TT 7166-C | Gasket | 2 | C4TZ 7C096-A | Bearing |
| 1 | C8TZ 7181-A | Gasket | 1 | C4TA 7118-A | Bearing |
| 1 | C8TZ 7223-A | Gasket | 1 | TYBJ 7120-A | Roller |
| 1 | C7TZ 7A283-B | Seal | 1 | C4TA 7121-A | Bearing |
| 1 | TGAA 77068-A | Snap ring | 1 | C4TA 7156-A | Retainer |
| 1 | 8MTH 77158 | Ring | 1 | C4TA 7161-A | Snap ring |
| 1 | 228402 | Gasket | 2 | B9TT 7166-C | Gasket |
| 1 | 450316 | Oil seal | 1 | C4TA 7181-A | Gasket |
| ★D4HZ 7C391-B R/B 9264-T-29B | | | 1 | C0TT 7B216-A | Seal |
| Consists of | | | 1 | C4TA 7223-A | Gasket |
| 1 | D2TA 4813-AA | Retainer | 1 | C4TA 7D284-A | Bearing |
| 1 | TGAA 7025-A | Bearing | 1 | 7412S | Retainer |
| 1 | TYBJ 7026-A | Snap ring | 1 | 1P 7657-A | Seal |
| 1 | C6TZ 7030-A | Snap ring | 1 | TVAA 77922-A | Bearing |
| 1 | TYBJ 7051-A | Gasket | 1 | HM88610 | Bearing cup |
| 1 | D0HZ 7059-A | Snap ring | 2 | 91727 | Gasket |
| 1 | TGAA 7065-A | Bearing | 2 | 95391 | Gasket |
| 1 | TYBJ 7086-A | Gasket | 1 | 450867 | Seal |
| 1 | C2TA 7118-A | Bearing | D5TZ 7153-A | | |
| 3 | TYBJ 7120-A | Roller | Consists of | | |
| 1 | C4TA 7161-A | Snap ring | 1 | C4TZ 7051-A | Gasket |
| 2 | B9TT 7166-C | Gasket | 1 | B9TZ 7086-A | Gasket |
| 1 | TYBJ 7181-A | Gasket | 1 | C5TZ 7086-A | Gasket |
| 1 | TYBJ 7223-A | Gasket | 1 | D5TZ 7086-A | Gasket |
| 1 | C2TA 7B369-A | Roller | 1 | B9TT 7166-C | Gasket |
| 1 | C2TA 7C427-A | Gasket | 1 | C4TZ 7181-A | Gasket |
| 1 | TYBJ 77117-A | Snap ring | 1 | C4TZ 7223-A | Gasket |
| 1 | TYBJ 77215-A | Gasket | 1 | C6TZ 7086-D | Gasket |
| 1 | NTA815 | Bearing | | | |
| 1 | B1412 | Roller | | | |
| 1 | | Permatex | | | |
| D8UZ 7B331-A | | | | | |
| Consists of | | | | | |
| 2 | D8UZ 7026-A | snap ring | | | |
| 1 | D8UZ 7026-B | snap ring | | | |
| 1 | B 7064 | snap ring | | | |
| 2 | 8A 7064 | snap ring | | | |
| 1 | C4AZ 7064-B | snap ring | | | |
| 1 | D8UZ 7064-A | snap ring | | | |
| 1 | C3AZ 7071-D | washer | | | |
| 2 | C4AZ 7119-A | washer | | | |
| 2 | D7DZ 7149-A | washer | | | |
| 2 | 305080-S | pins | | | |
| 1 | 353351-S | ball | | | |
| 1 | 379233-S | Retainer Ring | | | |

**1973/79
TRUCK SERIES 100/500**

SECTION 71 1

| YEAR | MODEL / RESTRICTIONS | TRANS. | | PART NUMBER | DESCRIPTION | QTY. |
|---|--|--------|------|--------------|--|------|
| | | SPD. | TYPE | | | |
| Note 1 Use w/Dana Spicer transfer case, Note 2 Use w/ New Process transfer case | | | | | | |
| 7005-6 Refer to Transmission Parts List Section 70, page 1 | | | | | | |
| 7007 PLATE ASSY. (ENGINE REAR) | | | | | | |
| 73/77 | B-F500 -- 6 cyl. 300 | 4&5 | | C5TZ 7007-E | | 1 |
| 73/77 | B-F500 -- 8 cyl. 330 | 4&5 | | C4TZ 7007-B | | 1 |
| 73/ | E100/300 -- 6 cyl. 240,300 | All | | C8TZ 7007-A | | 1 |
| 73/74 | E100/300 -- 8 cyl. 302 | 3 | | D0AZ 7007-C | | 1 |
| 75/ | E150/350 -- 8 cyl. 351 | 3&4 | | | | 1 |
| 73/ | F100/150 -- 8 cyl. 302 | | | | | 1 |
| 73/ | F100/350 -- 6 cyl. | 3&4 | | C5AZ 7007-A | | 1 |
| 73/76 | F100/350 -- 8 cyl. 360, 390 | 3&4 | | C3AZ 7007-F | | 1 |
| 77/ | F100/350 -- 8 cyl. 351,400 | 3&4 | | D7TZ 7007-A | | 1 |
| 73/77 | P350/500 -- 6 cyl. | 3&4 | | C5TZ 7007-D | Incl. (1) 379752-S plug | 1 |
| 73/77 | P350/500 | 4 | | 379752-S | (PP-14-F)-plug (timing hole)-rubber- 2 15/16" long x 96" wide | 1 |
| 7010 INSULATOR (TRANSFER CASE MOUNTING BRACKET) | | | | | | |
| 73/77 | F250 -- 4/W/D full & part time | 4 | | B4Q 7010-B | Use with 7A053 | 4 |
| 7C018-7A034 Refer to transmission Parts List Section 70, page 1 | | | | | | |
| 7F034 BAR ASSY. (TRANSFER CASE STABILIZER) | | | | | | |
| 77 | F250 (exc. Crew Cab 4/W/D Part time) | 4 | | D7TZ 7F034-B | 29 33/64" long | 1 |
| 77 | F250 (Crew Cab) -- 4/W/D Part time -- "From Ser. Y20,001" to Ser. Y40,001" | 4 | | D7TZ 7F034-C | 26 7/32" long | 1 |
| | | | | 386386-S2 | (BB-444-EE)-bolt (7F034 to 7F035)-hex shoulder hd.-3/8"-16 x 1" | 1 |
| | | | | 382802-S2 | (MM-173-JB)-nut hex. wshr. hd-3/8"-16 | 2 |
| | | | | D3TZ 5493-A | Insulator (7F034 to 7F036) | 2 |
| | | | | ★ 18041 | Washer-improvise | 1 |
| | | | | ★ 18171 | Washer-improvise | 1 |
| 7F035 BRACKET ASSY. (TRANSFER CASE STABILIZER FRONT) | | | | | | |
| 77 | F250 -- 4/W/D Part time | 4 | | D6TZ 7F035-A | | 1 |
| | | | | 58635-S2 | (B-82-A)-bolt (7F035 to 7A195)- hex. hd.-3/8"-16 x 1 1/4" | 3 |
| | | | | 34807-S8 | (X-66)-lockwasher-3/8 | 3 |
| 7F036 BRACKET ASSY. (TRANSFER CASE STABILIZER REAR) | | | | | | |
| 77 | F250 -- 4/W/D Part time | 4 | | D3TZ 7F036-A | | 1 |
| | | | | 304684-S2 | (B-80-A)-bolt (7F036 to 5030)-hex Hd.-3/8"-16 x 1" | 3 |
| | | | | 382802-S2 | (MM-173-JB)-nut-hex. wshr. hd.-3/8"-16 | 3 |
| 7A039-7051 Refer to Transmission Parts List Section 70, page 1 | | | | | | |
| 7A051 BRACKET (TRANSFER CASE STEADY REST MOUNTING)-Also refer to group 7A444 | | | | | | |
| 75/ | F100/150 -- 4/W/D-part time | 4 | | D3TZ 7A051-A | Note 2 | 1 |
| 77/ | F250 -- 4/W/D-part time, "From Ser. Y40,001 not used prior" | 4 | | | | 1 |
| 7B051 ROD ASSY. (TRANSFER CASE CONTROL) | | | | | | |
| 73/76 | F100/150 -- 4/W/D | 4 | | D3TZ 7B051-B | Note 1 | 1 |
| 75/78 | F100/150-- 4/W/D-part time | 4 | | D4TZ 7B051-D | Note 2 | 1 |
| 77/78 | F250 -- 4/W/D part time "From Ser. Y40,001" | 4 | | | | 1 |
| 73/76 | F250 -- 4/W/D-part time | 4 | | D3TZ 7B051-A | Note 2 | 1 |
| 77 | F250 -- 4/W/D - part time- 6 cyl. - "Before Ser. Y40,001" | | | | | 1 |

1973/79
TRUCK SERIES 100/500

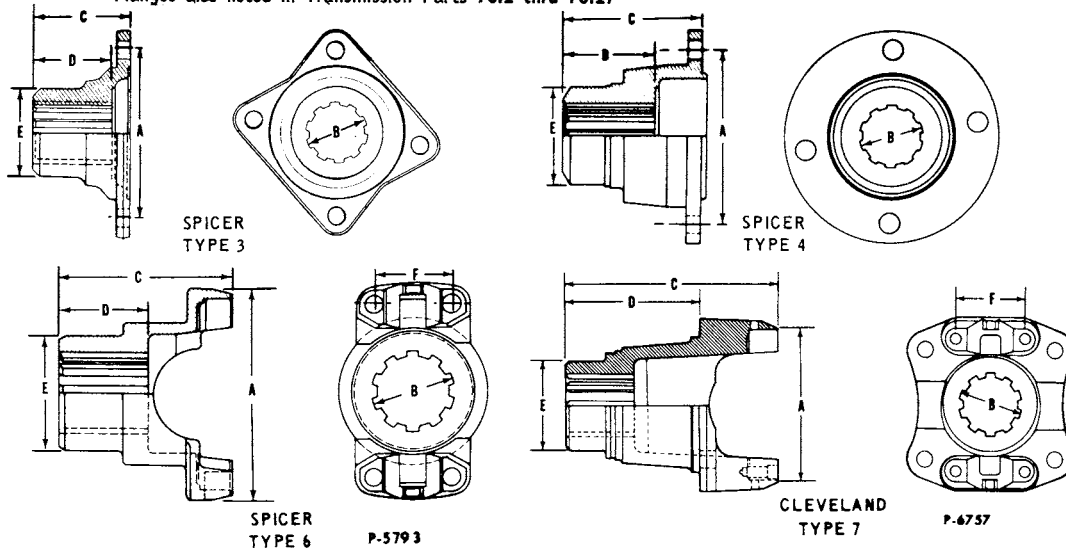
| YEAR | MODEL / RESTRICTIONS | TRANS. | | PART NUMBER | DESCRIPTION | QTY. |
|---|--|--------|------|--------------|--|------|
| | | SPD. | TYPE | | | |
| 7B051 ROD ASSY. (TRANSFER CASE CONTROL) — Cont'd | | | | | | |
| 77 | F250 -- 4/W/D, 8 cyl. -part time -- "Before Ser. Y40,001" | 4 | | D7TZ 7B051-A | Note 2 | 1 |
| 79 | F150/250 -- 4/W/D part time- | 4 | | D8TZ 7B051-A | Note 2 -- approx. 3.52" long | 1 |
| 73/ | F100/150 | | | 351341-S7 | (XX-351)-washer-spring-21/64" I.D. x 5/8" O.D. x 1/64" | 2 |
| | | | | 356184-S | (XX-113)-washer-flat-21/64" I.D. x 5/8" O.D. x 1/16" | 2 |
| | | | | 72016-S7 | (N-44)-pin-cotter-3/32" x 3/4" | 2 |
| 73/ | F250 | 4 | | 356403-S8 | (XX-126)-washer-flat-3/8" I.D. x 3/4" O.D. | 1 |
| | | | | 356482-S2 | (XX-370)-washer-spring-25/64" I.D. x 9/16" O.D. x 1/64" | 1 |
| | | | | 72016-S7-8 | (N-44)-pin-cotter-3/32" x 3/4" | 1 |
| | | | | ★76221-S | Pin-clevis-3/8" x 1 5/32" | 1 |
| 7052 | Refer to Transmission Parts List Section 70, page 1 | | | | | |
| 7A053 STUD (TRANSFER CASE TO SUPPORT) | | | | | | |
| 73/77 | F250 | 4 | | COTT 7A053-A | 5/8"-11 and 9/16"-18 x 3 1/2" | 4 |
| 73/77 | F250 | 4 | | B9TT 6039-A | Insulator | 4 |
| 73/77 | F250 | 4 | | 371613-S7-8 | (XX-202)-washer-flat-19/32" I.D. x 1 1/16" O.D. x 3/32" | 4 |
| | | | | 34033-S18 | (M-11)-nut-hex. head-9/16"-18 | 4 |
| 7056-9 | Refer to Transmission Parts List Section 70, page 1 | | | | | |
| 7064-5 | Refer to Transmission Parts List Section 70, page 1 | | | | | |
| 7B074 RETAINER (TRANSMISSION GEARSHIFT TUBE FULCRUM PIN) | | | | | | |
| 73/74 | E100/300 | 3 | | C8UZ 7B074-A | | 1 |
| 7077 | DUST CAP (DRIVE SHAFT) — Refer to slip yoke related parts in Section 4841 | | | | | |
| 7080 | Refer to Transmission Parts List Section 70, page 1 | | | | | |
| 7085 RETAINER ASSY. (TRANSMISSION OUTPUT SHAFT BEARING) | | | | | | |
| 73/77 | B-F500 | 5 | | B9TZ 7085-H | 3 7/16" long-(4) 17/32"-(4) 1/2" holes | 1 |
| 73/77 | B-F500 -- gas w/trans mounted parking brake "From Ser. D25,000" | 5 | | D6TZ 7085-K | 3 7/16" long-(4) 17/32" holes-(4) 1/2" holes use w/Clark 280 and New Process 542 trans | 1 |
| 73/76 | B-F500 -- w/o trans. mounted parking brake "Before Ser. D25,000" | 5 | | C8TZ 7085-K | 1 15/16" long-(4) 17/32" holes-use w/Clark 280 and New Process 542 trans. | 1 |
| 76/77 | B-F500 -- gas - w/o trans. mounted parking brake "From Ser. D25,000" | 5 | | D6TZ 7085-L | 1 15/16" long-(4) 17/32" holes - use w/Clark 280 and New Process 542 trans. | 1 |
| 73/77 | B-F500 | 4 | | C8TZ 7085-F | 3 7/16" long-(4) 17/32"-(4) 1/2" holes-- has 1" -20 tapped hole for screw in type 17260-use w/Warner T19 and New Process 435 trans. | 1 |
| 73/ | F100/250 | 3 | | B6C 7085-A | 2 15/16" long-(3) 17/32" and (1) 33/64" holes | 1 |
| 73/ | F100/250 -- 2/W/D | 4 | | C5TZ 7085-B | 4 1/8" long-(4) 13/32" holes-use w/ Warner T18 trans. | 1 |
| 73/77 | P350/500 | 3 | | TBAA 7085-A | 3 9/16" long-(5) 13/32" holes | 1 |
| 73/77 | P350/500 | 4 | | TEAA 7085-A | | 1 |

1973/79
TRUCK SERIES 100/500

| YEAR | MODEL / RESTRICTIONS | TRANS. | | PART NUMBER | DESCRIPTION | QTY. |
|--|--|------------|------|-------------|--|------|
| | | SPD. | TYPE | | | |
| 7085 RETAINER ASSY. (TRANSMISSION OUTPUT SHAFT BEARING) — Cont'd | | | | | | |
| 73/ | B-F-P100/500 | 3, 4 &5 | | 20522-S8 | (B-89)-bolt (retainer to trans. case)- hex. drilled head-3/8"-16 x 2" | 1 |
| | | | | 34807-S8 | (X-66)-lockwasher-3/8" | 1 |
| | | | | 20410-S8 | (B-103)-bolt (retainer to trans. case)- 7/16"-14 x 1 1/8" | 4 |
| | | | | 34808-S8 | (X-67)-lockwasher-7/16" | 4 |
| | | | | 20432-S7-8 | (B-121)-bolt (retainer to trans. case)- hex. head-1/2" -13 x 1 1/4" | 4 |
| 73/ | B-F-P100/500 | 3,4 | | 34809-S8 | (X-68)-lockwasher-1/2" | 4 |
| | | | | 20408-S7 | (B-81)-bolt (retainer to trans. case)- 3/8"-16 x 1 1/8" | 4 |
| | | | | 20534-S8 | (B-90)-bolt (retainer to trans. case) | 1 |
| | | | | 88424-S2 | (W-32)-stud (retainer to case)- 1/2"-20 and 1/2"-13 x 1 7/8" | 4 |
| | | | | 357599-S2 | (WW-51)-stud (retainer to case)- 1/2"-13 and 1/2"-20 x 1 3/4" | 2 |
| | | | | 33846-S8 | (M-69)-nut-1/2"-20 | 2 |
| 7085 RETAINER (TRANSFER CASE FRONT OUTPUT SHAFT FRONT BEARING)—Also refer to Transmission Parts List Section 70, Page 1 | | | | | | |
| 73/ | F100/150 -- 4/W/D | 4 | | C6TZ 7085-F | Front-4 1/2" flange O.D. x 7/8" long- (4) 13/32" holes | 1 |
| 73/ | F250 -- 4/W/D | 4 | | B9TZ 7085-A | 3 1/8" flange I.D. x 5 1/4" flange O.D. x 1 5/32" long | 1 |
| 73/ | F100/250 -- 4/W/D | 4 | | 20428-S7-8 | (B-82)-bolt (retainer to case)- 3/8"-16 x 1 1/4" | 4 |
| | | | | 34807-S8 | (X-66)-lockwasher-3/8" | 4 |
| 7085 RETAINER (TRANSFER CASE FRONT OUTPUT SHAFT REAR BEARING)—Also refer to Transmission Parts List Section 70, Page 1 | | | | | | |
| 73/ | F100/150 -- 4/W/D | 4 | | C6TZ 7085-C | 4 7/8" O.D.-(4) 17/32" holes | 1 |
| 73/ | F250 -- 4/W/D | 4 | | B9TZ 7085-B | 4" O.D.-(4) 13/32" holes | 1 |
| 73/ | F100/250 | 4 | | 20388-S8 | (B-80)-bolt (retainer to case)-3/8"-16 x 1" | 4 |
| | | | | 34807-S8 | (X-66)-lockwasher-3/8" | 4 |
| 7085 RETAINER (TRANSFER CASE REAR OUTPUT SHAFT BEARING)—Also refer to Transmission Parts List Section 70, Page 1 | | | | | | |
| 73/ | F100/150 -- 4/W/D | 4 | | C8TZ 7085-B | Rear-5 1/2" flange O.D. x 3 7/16" long- (6) 13/32" holes | 1 |
| 73/ | F250 -- 4/W/D | 4 | | C7TZ 7085-B | 4" long-(4) 13/32" holes | 1 |
| 73/ | F100/250 -- 4/W/D | 4 | | 20428-S7-8 | (B-82)-bolt (retainer to case)- 3/8"-16 x 1 1/4" | 3 |
| | | | | 350388-S | (BB-159)-bolt (retainer to case)- 3/8"-16 x 2 1/4" | 1 |
| | | | | 34807-S8 | (X-66)-lockwasher-3/8" | 4 |
| 7086 GASKET (TRANSMISSION EXTENSION HOUSING) | | | | | | |
| 75/ | F100/150 -- part time 4/W/D | 4 | | D3TZ 7086-C | | 1 |
| 77/ | F250 -- part time 4/W/D "From Ser. Y40,001" | 4 | | | | 1 |
| 7086 Also refer to Transmission Parts List Section 70, page 1 | | | | | | |

1973/79
TRUCK SERIES 100/500

7089 FLANGE (UNIVERSAL JOINT SPLINE)
Flanges also listed in Transmission Parts 70.1 thru 70.17



FLANGE or YOKE IDENTIFICATION CHART

| INDUSTRY DESIGNATION | CASTING NUMBER | A | | B | | C | D | E | PART NUMBER |
|----------------------|---------------------------------|-----------------|----------|----------|---------|----------|--------|---|-------------|
| | | | | DIAMETER | NUMBER | | | | |
| 7089 | FLANGE (UNIVERSAL JOINT SPLINE) | SPICER - TYPE 3 | | | | | | | |
| | | 3 3/4" | 1 3/8" | 10 | 2 7/16" | 2" | 2 1/8" | | 01T 7089 |
| | | SPICER - TYPE 4 | | | | | | | |
| | 3-3711 | 3 3/4" | 1 33/64" | 35 | 3 9/16" | 1 59/64" | 2 1/2" | | C5TZ 7089-A |
| | 4-4121 | 4 3/4" | 1 33/64" | 35 | 3 9/16" | 1 59/64" | 2 1/2" | | C4TZ 7089-A |

| INDUSTRY DESIG. | A | B | | C | D | E | F | PART NUMBER |
|-----------------|---------------------------------|----------|--------|---|---|---|---|-------------|
| | | DIAMETER | NUMBER | | | | | |
| 7089 | FLANGE (UNIVERSAL JOINT SPLINE) | | | | | | | |
| | SPICER - TYPE 6 | | | | | | | |

Notes: Δ Spline length 2 7/8" \blacktriangle Spline length 2" \bullet Incl. deflectors

| | | | | | | | | |
|------|---------|---------|----|----------|----------|----------|----------|------------------------------|
| 1260 | 3 7/32" | 1 1/8" | 10 | 2 1/32" | 1 1/2" | 1 9/16" | 1 13/32" | \bullet C7TZ 7B214-A |
| 1260 | 3 7/32" | 1 3/8" | 10 | 3 7/16" | 2" | 2 1/8" | 1 13/32" | B9TZ 7089-F |
| 1280 | 3 5/8" | 1 7/32" | 28 | 4 3/4" | 2 7/8" | 1 1/2" | 1 13/32" | Δ C5TZ 7089-B |
| 1310 | 3 5/8" | 1 7/32" | 28 | 4 3/4" | 2 7/8" | 1 1/2" | 1 13/32" | \blacktriangle C7TZ 7089-C |
| 1310 | 3 7/32" | 1 3/8" | 10 | 3 7/16" | 2" | 2 1/8" | 1 13/32" | B9TZ 7089-F |
| 1330 | 3 5/8" | 1 3/8" | 10 | 3 7/16" | 2" | 2 1/8" | 1 13/32" | \bullet C1TT 7B214-A |
| 1330 | 4" | 1 7/32" | 28 | 4 25/32" | 2 55/64" | 1 1/2" | 1 13/32" | C8TZ 7B198-A |
| 1330 | 3 7/32" | 1 1/16" | 30 | 3 3/8" | 2 9/16" | 1 25/32" | 1 1/2" | D4TZ 7B214-A |
| 1330 | 3 7/8" | 1 7/16" | 32 | 4 3/4" | 2 3/4" | 2 1/8" | 1 31/32" | D4TZ 7B198-A |

CLEVELAND STEEL PRODUCTS - TYPE 7

Notes: % Uses 1 3/16" dia. bearing

| | | | | | | | | |
|----------|---------|----------|----|----------|--------|--------|--------|--------------|
| 1410-055 | 4 3/16" | 1 19/32" | 35 | 5 15/16" | 3 3/4" | 2 1/2" | 1 7/8" | %C9TZ 7089-A |
| 1410-055 | 4 3/16" | 1 3/4" | 10 | 5 15/16" | 3 3/4" | 2 1/2" | 1 7/8" | %C9TZ 7089-C |
| 1410 | 4 3/16" | 1 19/32" | 35 | 5 5/16" | 3 7/8" | 2 1/2" | 1 7/8" | D3TZ 7089-C |

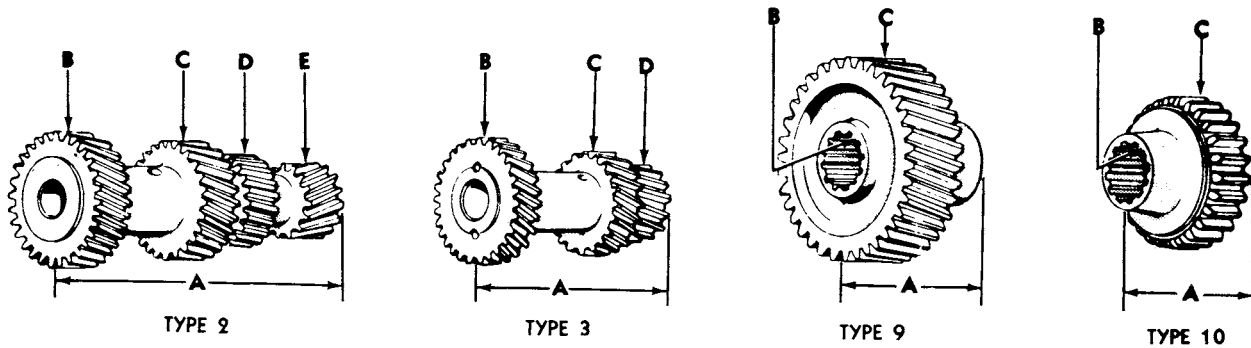
7093-7A112 Refer to Transmission Parts List Section 70, page 1

| YEAR | MODEL/RESTRICTIONS | ENGINE | | PART NUMBER | DESCRIPTION | QTY. |
|---|--------------------|--------|--------------------|--------------|--------------------|------|
| | | CYL. | C.I.D. (C.C.D.) | | | |
| 7B112 ROD (TRANSMISSION REVERSE GEAR SHIFT) | | | | | | |
| 78/ | F100/250 | 4 | 0/D | D8TZ 7B112-A | approx. 9.70" long | 1 |
| 78/ | E100/250 | 4 | 0/D | D8TZ 7B112-B | approx. 9.07" long | 1 |

1973/79
TRUCK SERIES 100/500

| | | | | | | | | |
|--------------------|---|----------|--------|---|---|---|---|-------------|
| INDUSTRY DESIG. | A | B | | C | D | E | F | PART NUMBER |
| | | DIAMETER | NUMBER | | | | | |

7113-4 Refer to Transmission Parts List Section 70, page 1 for identification by model application



A = Length
B, C, D, E, F, = Number of Teeth

P-10340

COUNTERSHAFT CLUSTER GEAR IDENTIFICATION CHART

| TYPE | A | NUMBER OF GEAR TEETH | | | | | | | | | | PART NUMBER | REMARKS |
|------|----------|----------------------|------|--------------------|------|--------------------|------|--------------------|------|--------------------|------|-------------|--------------------------|
| | | B | | C | | D | | E | | F | | | |
| | | HELIX R.H. L.H. | SPUR | HELIX R.H. L.H. | SPUR | HELIX R.H. L.H. | SPUR | HELIX R.H. L.H. | SPUR | HELIX R.H. L.H. | SPUR | | |
| 2 | 7 21/64" | 40 | | 31 | | | 21 | | 17 | | | B7Y 7113-A | |
| 2 | 9 43/64" | 43 | | 36 | | 27 | | | 16 | | | C5TZ 7113-E | |
| 2 | 11 5/16" | 43 | | 35 | | 25 | | 14 | | | | C4TZ 7113-A | |
| 3 | 5 37/64" | 25 | | 19 | | 15 | | | | | | C3AZ 7113-N | |
| 3 | 5 19/32" | 28 | | 20 | | 15 | | | | | | C5TZ 7113-H | |
| 9 | 2 1/16" | | 12 | 36 | | | | | | | | B9C 7113-A | Transfer case high range |
| 10 | 2 7/64" | | 12 | | 25 | | | | | | | B9C 7113-B | Transfer case low range |

| YEAR | MODEL / RESTRICTIONS | TRANS. | | PART NUMBER | DESCRIPTION | QTY. |
|------|----------------------|--------|------|-------------|-------------|------|
| | | SPD. | TYPE | | | |

7115-24 Refer to Transmission Parts List Section 70, page 1

7B118 Refer to group 7277

7B125 TRUNNION (TRANSMISSION GEARSHIFT LEVER) - Also refer to group 7221

| | | | | | | |
|-------|--------------|---|--|--------------|---|---|
| 73/75 | E-F-P100/500 | 3 | | COAA 7B125-A | | 2 |
| 73/ | F100/350 | 4 | | D2TZ 7B125-A | 1/4" O.D. x 5/8" long-use w/ Warner T18 trans. | 2 |
| 73/77 | P350/500 | | | | | |
| 73/77 | F500 | 4 | | COTT 7B125-A | Use w/Warner T18 trans. | 2 |

7128 Refer to Transmission Parts List Section 70, page 1 and Universal Joint Related Parts Chart (Mechanics Design) group 4635 in Section 46

7135-42 Refer to Transmission Parts List Section 70, page 1

7C142 LEVER ASSY. (TRANSMISSION HIGH and INTERMEDIATE GEARSHIFT IDLER)

| | | | | | | |
|-------|----------|---|--|--------------|--|---|
| 73/77 | P350/500 | 4 | | C1TZ 7C142-A | Incl. bushings-4 1/2" between center lines of end holes | 1 |
| | | | | 87907-S8 | (1-3)-fitting-straight-1/4" | 1 |

**1973/79
TRUCK SERIES 100/500**

| YEAR | MODEL / RESTRICTIONS | TRANS. | | PART NUMBER | DESCRIPTION | QTY. |
|---|--|--------|------|--------------|--|------|
| | | SPD. | TYPE | | | |
| 7143 Refer to Transmission Parts List Section 70, page 1 | | | | | | |
| 7C143 BUSHING (TRANSMISSION GEARSHIFT IDLER LEVERS TO SHAFT) | | | | | | |
| 73/77 | P350/500 | 4 | | C1TZ 7C143-A | Nylon-1" I.D. x 1 5/16" O.D. x 7/8" long | 4 |
| 7144-85 Refer to Transmission Parts List Section 70, page 1 | | | | | | |
| 7F168 SHIELD (TRANSFER CASE HEAT) | | | | | | |
| 78 | F150/250 (Calif. only) -- Part time 4/W/D | All | All | D8TZ 7F168-A | | 1 |
| 79 | F150/350 (exc. Super Cab)-Part time 4/W/D- "Before Ser. EE0,001" | All | All | | | 1 |
| 79 | F150/350 (exc. Super Cab)-Part time 4/W/D- "From Ser. EE0,001" | All | All | D9TZ 7F168-A | | 1 |
| 79 | F150/350 (Super Cab) -- Part time 4/W/D | All | All | D9TZ 7F168-C | | 1 |
| 7F180 REINFORCEMENT (TRANSFER CASE SUPPORT FRAME) | | | | | | |
| 77/ | F250 -- Part time 4/W/D -- "From Ser. Y40,001" | 4 | All | D7TZ 7F180-A | Approx. 6 1/8" long x 4 13/64" wide-11/64" thick | 1 |
| 78/ | F150(Super cab) -- Part time 4/W/D | All | All | | | 1 |
| 7A185 SHAFT and BRACKET ASSY. (ENGINE MOUNTED ACCELERATOR) | | | | | | |
| 73 | E100/300 -- 8 cyl. 302 | 3 | | D0UZ 7A185-A | | 1 |
| 74 | E100/300 -- 8 cyl. 302 | 3 | | D4UZ 7A185-A | | 1 |
| 73/74 | E100/350 | 3&4 | | 34808-S8 | (X-67)-lockwasher-7/16" | 2 |
| | | | | 20348-S8 | (B-77)-bolt (shaft and bracket assy. to engine)-3/8"-16 x 3/4" | 2 |
| | | | | 34807-S8 | (X-66)-lockwasher-3/8" | 2 |
| | | | | 72035-S7 | (N-51)-cotter pin-1/8" x 1" | 2 |
| 7187-97 Refer to Transmission Parts List Section 70, page 1 | | | | | | |
| 7203 HOUSING (TRANSMISSION GEARSHIFT LEVER) | | | | | | |
| 73/77 | B-F500 | 5 | | D6TZ 7203-A | # 801883-3 1/8" high x 4 1/4" x 5 1/2" base-(4) 13/32" holes-use w/Clark 280 series trans. | 1 |
| 7205 BRACKET (TRANSMISSION GEARSHIFT IDLER LEVER) | | | | | | |
| 73/77 | P350/500 | 3 | | C1TT 7205-A | | 1 |
| | | | | ★97529-S | Ring-retaining-1" | 1 |
| | | | | 354639-S | (XX-261)-washer-flat-1" | 1 |
| | | | | 20429-S8 | (B-172)-bolt (bracket to frame sidemember)-3/8"-24 x 1 1/4" | 4 |
| | | | | 34807-S8 | (X-66)-lockwasher-3/8" | 4 |
| | | | | 33800-S8 | (M-63)-nut-3/8"-24 | 4 |
| 7207 GASKET (TRANSMISSION GEARSHIFT HOUSING CAP) | | | | | | |
| 73/ | F-B100/500 | 4 | | 8MTH 7207 | Use w/Warner T18 and T19 trans. | 1 |
| 7208 SPRING (TRANSMISSION GEARSHIFT LEVER INSULATOR PIN) | | | | | | |
| 73/75 | E-F100/300 -- "Before Ser. W20,001" | 3 | | 01A 7208 | For remote control-13 active coils-11/16" O.D. x 3/4" free length | 1 |
| 7209 TUBE and SOCKET ASSY. (TRANSMISSION GEARSHIFT) Also refer to group 7212 | | | | | | |
| 73/74 | E100/300 | 3 | | D1UZ 7209-A | 30 3/8" long | 1 |
| 73/77 | P350/500 | 3 | | C1TT 7209-H | 41 1/2" long | 1 |
| 7210 LEVER ASSY. (TRANSMISSION GEARSHIFT) | | | | | | |
| 73/77 | F500 (81, 85) | 4 | | D2TZ 7210-A | Use w/New Process 435 trans. | 1 |
| 73/77 | F500 (81, 85) | 5 | | D2TZ 7210-D | Use w/New Process 542 trans. | 1 |
| 73/77 | B-F500 (84) | 4 | | D2TZ 7210-B | Use w/New Process 435 trans. | 1 |
| 73/77 | B-F500 (84) | 4 | | C8TZ 7210-AH | Use w/Warner T18 and T19 trans. | 1 |
| 73/77 | B-F500 (84) | 5 | | C8TZ 7210-B | # 230160-use w/Clark 280 series trans. | 1 |
| 73/77 | B-F500 (84) | 5 | | D2TZ 7210-C | Use w/New Process 542 trans. | 1 |
| 73/75 | E100/300 -- "Before Ser. W20,001" | 3 | | D3UZ 7210-A | | 1 |
| 75/77 | E100/350 -- "From Ser. W20,001" | 3 | | D5TZ 7210-E | Column mounted | 1 |
| 73/77 | F100/350 | | | | | |

**1973/79
TRUCK SERIES 100/500**

SECTION 71 7

| YEAR | MODEL / RESTRICTIONS | TRANS. | | PART NUMBER | DESCRIPTION | QTY. |
|---|---|--------|------|--------------|--|------|
| | | SPD. | TYPE | | | |
| 7210 LEVER ASSY. (TRANSMISSION GEARSHIFT) — Cont'd | | | | | | |
| 78/ | E100/350,F100/350 | 3 | | D8TZ 7210-B | | 1 |
| 73/74 | F100/350 -- "Before Ser. U00,001" | 4 | | D3TZ 7210-A | Use w/Warner T18 trans. | 1 |
| 74/76 | F100/350 -- "From Ser. U00,001" | 4 | | D4TZ 7210-A | Use w/Warner T18 trans. | 1 |
| 77/ | F100/350 | 4 | | D7TZ 7210-C | Use w/Warner T18 trans. | 1 |
| 73/ | F100/350 | 4 | | D9TZ 7210-A | w/New Process 435 trans. | 1 |
| 73/77 | F500 (81, 85) | 4 | | C8TZ 7210-AG | Use w/Warner T18 and T19 trans. | 1 |
| 78/ | F100/250 | 4 | 0/D | D8TZ 7210-C | # Chrome | 1 |
| 78/ | E100/250 | 4 | 0/D | D8TZ 7210-D | # Chrome | 1 |
| 73/77 | F500 (81, 85) | 5 | | C8TZ 7210-A | # 230158-use w/Clark 280 series | 1 |
| 73/77 | P350/500 | 3 | | C9TZ 7210-C | Incl. knob | 1 |
| 73/77 | P350/500 | 4 | | D2TZ 7210-G | Use w/New Process 435 trans. | 1 |
| 73/75 | E-F100/350, P350/500 | 3 | | 357479-S15 | (NN-108)-pin (gearshift lever and insulator to tube)-3/16" x 1"-also ref 7D439 | 1 |
| 7210 LEVER (TRANSFER CASE CONTROL) | | | | | | |
| 73/78 | F100/250 -- part time 4/W/D | 4 | | D3TZ 7210-E | | 1 |
| 79 | F150/250 -- Part time 4/W/D | 4 | | D8TZ 7210-E | | 1 |
| 7212 TUBE ASSY. (TRANSMISSION GEARSHIFT) | | | | | | |
| 73/77 | F100/250 -- M/S- | 3 | | D3TZ 7212-C | 28 1/2" long-1973 veh. prior to Ser. R00,001"-also use 1 pc. D3TZ 7228-B | 1 |
| 78/ | F100/350 -- M/S | 3 | | D8TZ 7212-A | approx 27.93" long | 1 |
| 73/77 | F100/250 -- P/S- | 3 | | D3TZ 7212-B | 26" long-1973 veh. prior to Ser. R00,001"-also use 1 pc. D5TZ 7228-C | 1 |
| 78/ | F100/350 -- P/S | 3 | | D8TZ 7212-G | approx 26.32" long | 1 |
| 75/77 | E100/350 | 3 | | D7UZ 7212-A | 32 15/32" long | 1 |
| 78/ | E100/350 | 3 | | D8TZ 7212-B | approx 31.85" long | 1 |
| 7213 BALL (TRANSFER CASE GEARSHIFT LEVER) | | | | | | |
| 73/76 | F100/150 -- 4/W/D | 4 | | C6TZ 7213-A | w/Spicer/Dana transfer case | 1 |
| 73/77 | F250 -- 4/W/D | 4 | | B9TT 7213-J | w/New Process transfer case | 1 |
| 75/77 | F100/150 -- 4/W/D | 4 | | | | 1 |
| 78/ | F150/250 -- 4/W/D | 4 | | D8TZ 7213-B | | 1 |
| 73/ | F100/250 -- 4/W/D | 4 | | 33925-S7 | (M-33)-nut hex. hd.-3/8"-24 | 1 |
| 7213 BALL (TRANSMISSION GEARSHIFT LEVER) Also refer to Transmission Parts List Section 70, page 1 | | | | | | |
| 73/77 | B-F500 | 5 | D/D | B7T 7213-A | Use w/New Process 542 trans. | 1 |
| 73/77 | B-F500 | 5 | 0/D | B7T 7213-B | Use w/New Process 542 trans. | 1 |
| 73 | B-F500 "Before Ser. S20,000" | 5 | D/D | C8TZ 7213-B | Use w/Clark 282 and 285 trans. | 1 |
| 73/77 | B-F500 "From Ser. S20,001" | 5 | D/D | B7QH 7213-A | Use w/Clark 282, 285 trans. | 1 |
| 73 | B-F500 "Before Ser. S20,000" | 5 | 0/D | C8TZ 7213-C | Use w/Clark 280 trans. | 1 |
| 73/77 | B-F500 "From Ser. S20,001" | 5 | 0/D | B7QH 7213-B | Use w/Clark 280 trans. | 1 |
| 73/77 | B-F500 | 4 | | C4TZ 7213-A | Use w/Warner T19 and New Process 435 trans | 1 |
| 73/ | F100/350, P350/500 | 4 | | | Use w/New Process 435 trans. | 1 |
| 74/77 | F100/350 "From Ser. U00,001" | 4 | | | Use w/Warner T18 trans. | 1 |
| 78 | E100/350, F100/350 "Before Ser. BC0,001" | 4 | 0/D | D8TZ 7213-A | | 1 |
| 78/ | E100/350, F100/350- "From Ser. BC0,001" | 4 | 0/D | D8TZ 7213-C | | 1 |
| 73/77 | E-F100/350 | 3 | | D3TZ 7213-A | Col/Shift | 1 |
| 78/ | E100/350,F100/350 | 3 | | D60Z 7213-A | Column shift | 1 |
| 73/74 | F100/350 "Before Ser. U00,000" | 4 | | C8TZ 7213-A | Use w/Warner T18 trans. | 1 |
| 73/77 | P350/500 | 3 | | D30Z 7213-A | | 1 |
| 7B215 Refer to Transmission Parts List Section 70, page 1 | | | | | | |
| 7A216 INSERT (STEERING COLUMN TILT MECHANISM) | | | | | | |
| 79 | E100/350, F100/350 -- adj. strg. column | 4 | All | D8TZ 7A216-B | | 1 |
| 7219 SPRING (TRANSMISSION LOW and REVERSE GATE PLUNGER) - Also refer to Transmission Parts List Section 70, page 1 | | | | | | |
| 73/77 | B-F500 | 5 | | C8TZ 7219-A | 9/16" O.D. x 1 23/32" free length x 9 1/2" coils-use w/Clark 280 trans. | 1 |

APRIL, 1980

COPYRIGHT © 1980-

FORD MOTOR
COMPANY

-DEARBORN, MICHIGAN

CHANGE 1

**1973/79
TRUCK SERIES 100/500**

| YEAR | MODEL / RESTRICTIONS | TRANS. | | PART NUMBER | DESCRIPTION | QTY. |
|--|----------------------|--------|------|--------------|--|------|
| | | SPD. | TYPE | | | |
| 7220 CAP (TRANSMISSION GEARSHIFT LEVER HOUSING) Also refer to group 7277 | | | | | | |
| 73/ | B-F100/500 | 4 | | 8MTH 7220 | Steel-2 1/4"-16 thread-use w/ Warner T18 and T19 trans. | 1 |
| 73/77 | B-F500 | 5 | | TGAA 7220-A | Use w/Clark 280 trans. | 1 |
| 73/77 | B-F500 | 4&5 | | B8T 7220-A | Steel-notched-use w/New Process 435 and 542 trans. | 1 |
| 73/ | F100/350, P350/500 | 4 | | | Use w/New Process 435 trans. | 1 |
| 7221 PIN (TRANSMISSION GEARSHIFT LEVER TO HOUSING) Also refer to group 7B125 | | | | | | |
| 73/77 | B-F500 | 5 | | 7EQ 7221 | 1/4" O.D. x 11/16" long-use w/Clark 280 trans. | 1 |
| 73/77 | B-F500 | 5 | | D2TZ 7221-A | 13/16" long-use w/New Process 542 trans. | 2 |
| 73/ | B-F100/500 | 4 | | | Use w/New Process 435 trans. | 2 |
| 7222-3 Refer to Transmission Parts List Section 70, page 1 | | | | | | |
| 7227 SPRING (TRANSMISSION) | | | | | | |
| 73/74 | E100/300, P350/500 | 3 | | 01A 7227 | Gearshift tube retracting - 1/2" O.D. x 2 13/32" free length | 1 |
| 7227 SPRING (TRANSMISSION GEARSHIFT LEVER) | | | | | | |
| 73/ | B-F100/500 | 4 | | B 7227 | 1" O.D. x 1" free length-1 1/2 coils - use w/Warner T18 and T19 trans. | 1 |
| 73/77 | B-F500 | 5 | | C8TZ 7227-A | 3 9/16" & 1 3/4" O.D. x 3 1/2 coils - use w/Clark 280 trans. | 1 |
| 73/77 | B-F500 | 4&5 | | B8T 7227-A | Use w/New Process 435 and 542 trans. | 1 |
| 73/ | F100/350, P350/500 | 4 | | | Use w/New Process 435 trans. | 1 |
| 7228 SEAT (TRANSMISSION GEARSHIFT LEVER SPRING) | | | | | | |
| 73/ | B-F100/500 | 4 | | 8MTH 7228 | 3/4" I.D. x 2" O.D. x 25/64" high - use w/Warner T18 and T19 trans. | 1 |
| 73/77 | B-F500 | 4&5 | | B8T 7228-A | Use w/New Process 435 and 542 trans. | 1 |
| 73/ | F100/350, P350/500 | 4 | | | Use w/New Process 435 trans. | 1 |
| 73/77 | B-F500 | 5 | | TGAA 7228-A | 1 3/16" I.D. x 1 13/16" O.D.-use w/Clark 280 trans. | 1 |
| 7228 SOCKET (TRANSMISSION CONTROL SELECTOR LEVER) | | | | | | |
| 73/77 | F100/250 | 3 | | D5TZ 7228-B | Incl. 357479-S15 Pin .19 O.D. and | 1 |
| 73/77 | E100/350 | 3 | | | C8AZ 7D439-A or DOAZ 7D439-A Pin .25 O.D. | 1 |
| 78/ | E100/350, F100/350 | 3 | | D9TZ 7228-C | Incl. 7D439 pin-1/4" x 1 1/8" | 1 |
| 7C228 WASHER (TRANSMISSION GEARSHIFT LEVER SOCKET TO TUBE ANTI-VIBRATOR SPRING) | | | | | | |
| 73/77 | F100/250 | 3 | | B9AZ 7C228-A | 1 13/32" I.D. x 1 3/4" O.D. | 1 |
| 75/77 | E100/350 | 3 | | | | 1 |
| 78/ | E100/350, F100/350 | 3 | | C20Z 7C228-A | | 1 |
| 7229-41 Refer to Transmission Parts List Section 70, page 1 | | | | | | |
| 7246 INSULATOR (TRANSMISSION GEARSHIFT LEVER) | | | | | | |
| 73/77 | F100/250, P350/500 | 3 | | B8S 7246-A | Rubber-3/4" O.D. x 1" long | 1 |
| 73/77 | F100/250, P350/500 | 3 | | C20Z 7246-A | Rubber-3/4" O.D. x 1" long | 1 |
| 78/ | E100/350, F100/350 | 3 | | | | 1 |
| 7247 Refer to Transmission Parts List Section 70, page 1 | | | | | | |
| 7247 PLUNGER (TRANSMISSION LOW and Reverse Gate) | | | | | | |
| 73/77 | B-F500 | 5 | | C8TZ 7247-A | 5/16"-24 one end x 7/16" other end x 2 11/16" long-use w/Clark 280 trans. | 1 |

**1973/79
TRUCK SERIES 100/500**

SECTION 71 9

| YEAR | MODEL / RESTRICTIONS | TRANS. | | PART NUMBER | DESCRIPTION | QTY. |
|---|----------------------|--------|----------|--------------|---|------|
| | | SPD. | TYPE | | | |
| 7247 PLUNGER (TRANSMISSION GEARSHIFT LEVER) | | | | | | |
| 73/77 | B-F500 | 5 | | C8TZ 7247-A | 5/16"-24 one end x 7/16" other end x 2 11/16" long-use w/Clark 280 trans. | 1 |
| 7262 RETAINER (TRANSMISSION GEARSHIFT LEVER TO HOUSING BOOT) | | | | | | |
| 73/77 | B-F500 | 4&5 | | C7TZ 7262-C | 6" I.D. x 7 3/16" long x 5 13/16" wide x 1/4" thick | 1 |
| 7277 BOOT (TRANSMISSION GEARSHIFT LEVER) Also refer to group 7220 | | | | | | |
| 73/77 | B-F500 | 4&5 | | D5TZ 7277-A | Includes retainer-all exc. New Process | 1 |
| 73/77 | B-F500,P350/500 | 4&5 | | B8T 7277-A | 3" O.D. x 2 1/8" high-use w/New Process 435 and 542 trans. | 1 |
| 73/ | F100/250 -- 4/W/D | 4 | | D3TZ 7277-A | Transfer case shift lever | 1 |
| 78/ | F100/350 | 4 | O/D | | Trans. shift lever boot | 1 |
| 73/76 | F100/350 | 4 | | C6TZ 7B118-A | 7 5/32" x 6 9/16" at base-5 15/16" to 4 1/16" taper on boot-5 3/16" high | 1 |
| 77/ | F100/350 | 4 | exc. O/D | D7TZ 7277-A | Trans. shift lever | 1 |
| 78/ | E100/350 | 4 | O/D | D8UZ 7277-A | | 1 |
| 7D282 LEVER (TRANSMISSION CONTROL SELECTOR LOWER) | | | | | | |
| 79 | F100/350 | 4 | 435NP | D9TZ 7D282-A | Also Serv in 7210 assy. | 1 |
| 7B300 Refer to Transmission Parts List Section 70, page 1 | | | | | | |
| 7302 LEVER ASSY. (TRANSMISSION GEARSHIFT TUBE SHIFT) | | | | | | |
| 73/74 | E100/300 | 3 | | D3UZ 7302-A | | 1 |
| 73/ | F100/250 -- M/S | 3 | | D3TZ 7302-B | Intermediate and high | 1 |
| 75/ | E100/350 | 3 | | | | 1 |
| 73/ | F100/250 -- P/S | 3 | | D3TZ 7302-A | Intermediate and high | 1 |
| 73/75 | P350/500 | 3 | | C1TT 7302-C | Intermediate and high-2 1/2" center to center of holes | 1 |
| 73/77 | P350/500 | 3 | | 351560-S7 | (XX-359)-washer-spring (gear shift tube shifter lever)-7/8" | 1 |
| | | | | 87907-S8 | (I-3)-fitting (shifter lever lubricator)-1/4" straight | 1 |
| 7303 LEVER ASSY. (TRANSMISSION GEARSHIFT TUBE LOW and REVERSE SHIFT) | | | | | | |
| 73/74 | E100/300 | 3 | | D3UZ 7303-A | | 1 |
| 73/ | F100/250 -- M/S | 3 | | D3TZ 7303-B | 3 1/2" center to center of holes | 1 |
| 75/ | E100/350 | 3 | | | | 1 |
| 73/ | F100/250 -- P/S | 3 | | D3TZ 7303-A | Low and reverse | 1 |
| 73/77 | P350/500 | 3 | | C1TT 7303-C | 3" center to center of holes | 1 |
| 73/77 | P350/500 | 3 | | 351560-S7 | (XX-359)-washer-spring (gearshift tube shifter lever)-7/8" | 1 |
| | | | | 87907-S8 | (I-3)-fitting (shift lever lubricator)-1/4" straight | 1 |
| 7B303 thru 7309 -Refer to Transmission Parts List Section 70, page 1 | | | | | | |
| 7318 BRACKET (TRANSMISSION GEARSHIFT TUBE and STEERING COLUMN) | | | | | | |
| 73/74 | E100/300 | 3 | | C9UZ 7318-A | | 1 |
| 73/77 | P350/500 | 3 | | 01A 7318 | For remote control-2 5/8" wide | 1 |
| 7319 CAP (TRANSMISSION GEARSHIFT TUBE and STEERING COLUMN BRACKET) | | | | | | |
| 73/77 | P350/500 | 3 | | COAA 7319-A | For remote control-2 5/8" wide-(2) 5/16"-18 holes | 1 |
| 73/77 | P350/500 | 3 | | 20466-S8 | (B-61)-bolt (gearshift tube and steering column bracket cap attach.)-5/16"-18 x 1 1/2"-for remote control | 2 |
| | | | | 34806-S7 | (X-64)-lockwasher-5/16" | 2 |

1973/79
TRUCK SERIES 100/500

| YEAR | MODEL / RESTRICTIONS | TRANS. | | PART NUMBER | DESCRIPTION | QTY. |
|--|-----------------------------|--------|------|---------------|--|------|
| | | SPD. | TYPE | | | |
| 7325 ROD ASSY. (TRANSMISSION HIGH and INTERMEDIATE IDLER LEVER TO TRANSMISSION) | | | | | | |
| 73/77 | P350/500 | 3 | | C1TT 7325-H | Rod, nut and ball stud assy. | 1 |
| 73/77 | P350/500 | 3 | | 33943-S8 | (M-36)-nut-jam-1/2"-20 | 1 |
| | | | | 33846-S8 | (M-69)-nut (rod to trans. shift lever)-1/2"-20 | 1 |
| | | | | 34809-S8 | (X-68)-lockwasher-1/2" | 1 |
| | | | | 359186-S | (XX-174)-washer-flat-1/2" | 1 |
| | | | | 352358-S | (NN-127-B)-pin-self locking | 1 |
| 7326 ROD (GEARSHIFT HIGH and INTERMEDIATE CONNECTING) - Also refer to group 7325 | | | | | | |
| 73/74 | E100/300 -- 6 cyl. 240, 300 | 3 | | D3UZ 7326-D | 42" long | 1 |
| 73/74 | E100/300 -- 8 cyl. 302 | 3 | | D3UZ 7326-C | 39" long | 1 |
| 75/ | E100/350 | 3 | | D5UZ 7326-A | | 1 |
| 78/ | E100/250 | 4 | O/D | D8TZ 7326-C | 3rd & 4th Speed | 1 |
| 73/76 | F100/250 | 3 | | D3TZ 7326-C | 17 1/2" long-7/16" dia. rod | 1 |
| 77/ | F100/250 | 3 | | D7TZ 7326-A | 17 3/16" long-7/16" dia. rod | 1 |
| 78/ | F100/250 -- 4 x 2 | 4 | O/D | D8TZ 7326-B | 3rd & 4th Speed | 1 |
| 7326 ROD (TRANSMISSION GEARSHIFT TUBE LEVER TO IDLER LEVER HIGH and INTERMEDIATE SHIFT) | | | | | | |
| 73/77 | P350/500 | 3 | | C1TT 7326-M | 21 27/32" overall length | 1 |
| 73/77 | P350/500 | 3 | | 359186-S | (XX-174)-washer-flat | 2 |
| | | | | 352358-S | (NN-127-B)-pin-self locking | 2 |
| 7327 ROD ASSY. (TRANSMISSION GEARSHIFT LOW and REVERSE CONNECTING) - Also refer to group 7328 | | | | | | |
| 73/77 | P350/500 | 3 | | C5TZ 7327-A | 28" long-1/2" dia.-incl. stud assy. and nut | 1 |
| 73/77 | P350/500 | 3 | | 351341-S7 | (XX-351)-washer-spring (low and reverse shift rod)-5/16" | 1 |
| | | | | 356590-S | (XX-171)-washer-flat-7/16" | 1 |
| | | | | 356573-S2 | (XX-357)-washer-spring-7/16" | 1 |
| | | | | 358605-S | (XX-115)-washer-flat-5/16" | 3or4 |
| | | | | 356316-S | (XX-114)-washer-flat-5/16" I.D. x 7/8" O.D. x 1/32" | 1 |
| | | | | 352358-S | (NN-127-B)-pin-self locking (shift rod) | 2 |
| 7328 ROD (TRANSMISSION GEARSHIFT LOW and REVERSE CONNECTION) - Also refer to group 7327 | | | | | | |
| 73/74 | E100/300 -- 6 cyl. 240, 300 | 3 | | ★ D3UZ 7328-B | 46" long -- not replaced | 1 |
| 73/74 | E100/300 -- 8 cyl. 302 | 3 | | ★ D3UZ 7328-A | 42" long -- not replaced | 1 |
| 75/ | E100/350 | 3 | | D5UZ 7328-A | | 1 |
| 78/ | E100/250 | 4 | O/D | D8TZ 7328-B | Approx. 7.97" long -1st & 2nd Speed | 1 |
| 73/76 | F100/250 | 3 | | D5TZ 7328-A | | 1 |
| 77/ | F100/250 | 3 | | D7TZ 7328-A | 18 43/64" long | 1 |
| 78/ | F100/250 -- 4 x 2 | 4 | O/D | D8TZ 7328-A | Approx. 5.75" long -1st & 2nd Speed | 1 |
| 7328 ROD (TRANSMISSION GEARSHIFT TUBE LEVER TO IDLER LEVER LOW and REVERSE SHIFT) | | | | | | |
| 73/77 | P350/500 | 3 | | C1TT 7328-H | Approx. 22 7/64" overall length | 1 |
| 73/77 | P350/500 | 3 | | 359186-S | (XX-174)-washer-flat | 2 |
| | | | | 352358-S | (NN-127-B)-pin-self locking | 2 |
| 7B331 thru 7334 Refer to Transmission Parts List Section 70, page 1 | | | | | | |
| 7335 BUSHING (TRANSMISSION GEARSHIFT TUBE) | | | | | | |
| 73/74 | E100/300 | 3 | | D1UZ 7335-A | | 3 |
| 78/ | E100/350,F100/350 | 3 | | D6DZ 7335-A | Lower-located below 7228 | 1 |
| 78/ | E100/350,F100/350 | 3 | | C8AZ 7335-A | Upper-located on top of 7228 | 1 |
| 78/ | E100/350,F100/350 | 3 | | B8S 7335-A | Used on 7210 shift lever | 1 |
| 7335 BUSHING (TRANSFER CASE GEARSHIFT LEVER SHAFT) | | | | | | |
| 73/ | F100/250 -- 4/W/D | 4 | | D3TZ 7335-A | 7/16" long-5/8" I.D.-flange type | 2 |

1973/79
TRUCK SERIES 100/500

SECTION 71 11

| YEAR | MODEL / RESTRICTIONS | TRANS. | | PART NUMBER | DESCRIPTION | QTY. |
|---|---|--------|------|--------------|---|------|
| | | SPD. | TYPE | | | |
| 7336 SLEEVE (TRANSMISSION LOW and REVERSE LEVER TO HIGH and INTERMEDIATE LEVER) | | | | | | |
| 73/74 | E100/300 | 3 | | C8UZ 7336-A | 1 3/16" I.D. x 1 5/16" O.D. of flange x 15/16" long | 1 |
| 73/ | F100/250 | 3 | | D2TZ 7336-A | | 1 |
| 75/ | E100/350 | 3 | | | | 1 |
| 73/77 | P350/500 | 3 | | B6A 7336-A | 1 3/16" I.D. x 1 5/16" flange O.D. x 15/16" long | 1 |
| 7337 PIN (TRANSMISSION GEARSHIFT TUBE LEVER) | | | | | | |
| 73/74 | E100/300 | 3 | | 01A 7337 | 5/16" O.D. x 1 5/32" long | 1 |
| 73/77 | P350/500 | 3 or 4 | | | | 1 |
| 7341 INSULATOR (GEARSHIFT SELECTOR ARM) - Also refer to group 7343 | | | | | | |
| 73/ | E100/350, F100/350 | 3, 4 | | D5AZ 7341-C | | AR |
| 7343 BUSHING (TRANSMISSION GEARSHIFT IDLER LEVERS TO SHIFT RODS) | | | | | | |
| 73/77 | P350/500 | 3 | | C1TT 7343-A | 1" flange O.D. x 5/8" long | 4 |
| 7347 RETAINER ASSY. (TRANSMISSION GEARSHIFT TUBE LEVER) | | | | | | |
| 73/77 | P350/500 | 3 or 4 | | B9A 7347-A | | 1 |
| 7353 SLEEVE (TRANSMISSION GEARSHIFT CONNECTING ROD ADJUSTMENT) | | | | | | |
| 78/ | E100/350, F100/350 | 4 | O/D | D10Z 7353-A | | 3 |
| 78360 thru 70362 Refer to Transmission Parts List Section 70, page 1 | | | | | | |
| 7D363 WASHER (TRANSMISSION GEARSHIFT ARM THRUST) | | | | | | |
| 73/ | F100/250 | 3 | | C5TZ 7D363-A | 3/32" thick | 2 |
| 75/ | E100/350 | 3 | | | | 2 |
| 7B364-9 Refer to Transmission Parts List Section 70, page 1 | | | | | | |
| 7400 CONTROL ASSY (TRANSMISSION GEAR SHIFT) | | | | | | |
| 78/ | F100/250 -- 4 x 2 | 4 | O/D | D8TZ 7400-A | Details not serv separately | 1 |
| 78/ | E100/250 | 4 | O/D | D8TZ 7400-B | Details not serv separately | 1 |
| 7C404 NUT (TRANSMISSION GEARSHIFT LEVER BALL LOCK) | | | | | | |
| 78/ | E-F100/350 | 4 | O/D | D2FZ 7C404-A | | 1 |
| 7410 ARM (TRANSMISSION GEARSHIFT ROCKER) - Also refer to Transmission Parts List, Section 70, page 1 | | | | | | |
| 73/77 | B-F500 | 5 | | C8TZ 7410-A | First and reverse-use w/Clark 280 trans. | 1 |
| 7B415 STUD (TRANSMISSION GEARSHIFT CONNECTING ROD ADJUSTING) | | | | | | |
| 73/ | E-F100/350 | 3 | | D3TZ 7B415-B | 5/16"-18 x 1 11/32" | 2 |
| 73/ | E-F100/350 | 3 | | 379620-S100 | (XX-16-M)-"C" washer-9/32" I.D. x 3/4" O.D. | 2 |
| | | 3 | | 383098-S | (MM-173-TC)-nut-hex. head-5/16"-18 | 2 |
| 7D439 PIN (TRANSMISSION SHIFT LEVER PILOT) | | | | | | |
| 75/78 | F100/250 "From Ser. W20,001" | 3 | | C8AZ 7D439-A | 15/16" long x 1/4" O.D. header point | 1 |
| 75/78 | E100/350 "From Ser. W20,001" | 3 | | | | |
| 79 | E100/350, F100/350 | 3 | | D9TZ 7D439-A | 1/4" x 1 1/8" | 1 |
| 7E440 SWITCH ASSY. (SPARK CONTROL) | | | | | | |
| 73/ | E-F100/350 | 3 | | D20Z 7E440-A | *SW-1110 | 1 |
| 73/ | F100/250 | 4 | | D2TZ 7E440-A | *SW-1112 (Lockout Switch) | 1 |
| 7A443 BOLT (TRANSFER CASE GEARSHIFT LEVER TO BRACKET) | | | | | | |
| 73/ | F100/250 | 4 | | D3TZ 7A443-A | Bolt-hex. head-9/16"-12 x 2 3/4" | 1 |
| | | | | 44739-S8 | (X-39)-washer-flat-9/16" | 1 |
| 7A444 BRACKET (TRANSFER CASE MOUNTING) | | | | | | |
| 73/74 | F250 -- 4/W/D-part time "Before Ser. S80, 000" | 4 | | C7TZ 7A444-A | 9 27/32" long x 2 3/4" wide | 2 |
| 74/77 | F250 -- 4/W/D-part time "From Ser. S80,001 to Y40,001" | | | | L.H. | 1 |
| 74/77 | F250 -- 4/W/D-part time "From Ser. S80, 001 to Y40,001" | 4 | | D4TZ 7A444-C | 10" x 4 3/4" x 7/8" wide-R.H. | 1 |

1973/79
TRUCK SERIES 100/500

| YEAR | MODEL / RESTRICTIONS | TRANS. | | PART NUMBER | DESCRIPTION | QTY. |
|--|---|--------|------|---------------|---|------|
| | | SPD. | TYPE | | | |
| 7A444 BRACKET (TRANSFER CASE MOUNTING) — Cont'd | | | | | | |
| 73/77 | F250 -- 4/W/D "Before Ser. Y40,001" | 4 | | 354135-S7-8 | (BB-155-A)-bolt-hex. hd.-3/8"-16 x 1 1/8" | 8 |
| | | | | 34807-S8 | (X-66)-lock washer-3/8" | 8 |
| | | | | 33797-S7 | (M-52)-nut-hex.-3/8"-16 | 8 |
| 7A444 BRACKET (TRANSFER CASE STEADY REST MOUNTING TO FRAME) — Also refer to group 7A051 | | | | | | |
| 75/ | F100/150 -- 4/W/D | 4 | | D3TZ 7A444-B | 4 7/8" long x 4" wide | 1 |
| 77/ | F250 -- 4/W/D-part time "From Ser. Y40,001" | 4 | All | D7TZ 7A051-A | | 1 |
| 78/ | F150 (Super Cab) -- Part time 4/W/D | All | All | | | 1 |
| 75/ | F100/150 -- 4/W/D | 4 | | C6TZ 6068-D | Insulator (to transfer case) | 1 |
| 77/ | F250 -- part time 4/W/D "From Ser. Y40,001" | 4 | | C6TZ 6A027-A | Spacer | 1 |
| | | | | C6TZ 6A061-A | Insulator | 1 |
| | | | | 385699-S | (BB-301-A)-bolt-hex. head-9/16"-12 x 3 1/4" | 1 |
| | | | | 42998-S8 | (B-252-A)-bolt-hex. slotted head 3/8" -16 x 1" (to 5005) | 1 |
| | | | | 33771-S4 | (M-89-L)-nut-lock-3/8"-16 | 3 |
| | | | | 384525-S | (XX-203-D)-washer-flat-9/16" | 1 |
| | | | | 33774-S | (M-89-N)-nut-hex. washer head- 9/16"-12 | 1 |
| 7466 LEVER ASSY. (TRANSMISSION GEARSHIFT IDLER) | | | | | | |
| 73/77 | P350/500 | 3 | | C1TZ 7466-A | Low and reverse gearshift idler | 1 |
| | | | | 87907-S8 | (I-3)-fitting-1/4" straight | 1 |
| 7482 Refer to Transmission Parts List Section 70, page 1 | | | | | | |
| 7504 BRACKET (CLUTCH PEDAL BUMPER) | | | | | | |
| 73/76 | P350/400 | 3&4 | | ★ C8TZ 7504-A | 4 1/2" long x 2 1/2" wide-use as lower brkt. | 1 |
| 73/76 | P350/400 | 3&4 | | ★ C8TZ 7504-B | Channel type -- 45° bend | 1 |
| 7A504 EXTENSION (CLUTCH RELEASE ROD) | | | | | | |
| 73/76 | F100/350 | 3 | | D3TZ 7A504-A | 3/8" I.D. x 9/16" O.D. x 2 23/32" overall length | 1 |
| 73/ | E100/350 | All | | | | 1 |
| 7505 HOUSING (CLUTCH) Also refer to groups 6392, 7007 and 7975-6 | | | | | | |
| 73/77 | B-F500-8 cyl. 330 | 4&5 | | C4TZ 7505-D | # C4TA 7505-A, D or G-use with C4TZ 7007-B use w/Clark 280, New Process 435, 542 and Warner T19 trans. | 1 |
| 73/77 | B-F500 -- 6 cyl. | 4&5 | | C5TZ 7505-E | # C5TA 7505-A, # C7TA 7505-A-use with C5TZ 7007-E-use w/Clark 280, New Process 435, 542 and Warner T19 trans. | 1 |
| 73/76 | F100/350 -- 8 cyl. 360, 390 | 3&4 | | D0TZ 7505-A | # C5TA 7505-B-use with D2TZ 7007-A | 1 |
| 77/79 | F100/350 -- 8 cyl. 351,400 "Before Ser. DG0,001" | 3&4 | | D7TZ 7505-A | # D7TA 7505-AD | 1 |
| 79 | F100/350 "From Ser. DG0,001" | All | All | D9TZ 7505-B | | 1 |
| 73/77 | P350/500 | 3&4 | | D0TZ 7505-B | # C5TA 7505-D-use with C5TZ 7007-D | 1 |
| 73/ | B-F100/500, P350/500 | 3,4,5 | | 354320-S | (WW-57)-stud (clutch housing to trans. case)- 9/16"-12 & 9/16"-18 x 2 9/16" | 2 |
| | | | | 33848-S7 | (M-70)-nut-9/16"-18-hex. | 2 |
| | | | | 34810-S7 | (X-69)-lockwasher-9/16" | 2 |
| | | | | 34671-S8 | (M-67)-nut-7/16"-20 | 1 |
| | | | | 34808-S8 | (X-67)-lockwasher-7/16" | 1 |
| 7506 SHAFT (BRAKE and CLUTCH PEDAL) | | | | | | |
| 73/77 | B-F500 | 4&5 | | D0TZ 7506-A | 5/8" O.D. x 8 1/8" long | 1 |
| 73/76 | P350/400 | 3&4 | | C5TZ 7506-A | 7/8" O.D. x 6" long-w/lever welded on one end | 1 |
| 73/76 | P350/400 | 3&4 | | C8TZ 7506-A | 5/8" O.D. x 5 3/16" long | 1 |
| 73/77 | P500 | 3&4 | | C3TZ 7506-A | Shaft (clutch & brake pedal pivot)-7/8" dia. x 5 5/8" long with welded lever | 2 |
| 73/77 | B-F100/500, P350/500 | 3&4 | | 354011-S7-8 | (XX-369-A)-washer-spring-17/32 " I.D. | 1 |
| | | | | 74277-S | (R-6)-retainer-spring | 1 |

**1973/79
TRUCK SERIES 100/500**

SECTION 71 13

| YEAR | MODEL / RESTRICTIONS | TRANS. | | PART NUMBER | DESCRIPTION | QTY. |
|--|---|--------|------|--------------|--|------|
| | | SPD. | TYPE | | | |
| 7507 BRACKET ASSY. (CLUTCH RELEASE EQUALIZER TO FRAME) | | | | | | |
| 73/77 | B-F500 | 4&5 | | C5TZ 7507-B | 5 1/4" x 2 1/8"-incl. ball | 1 |
| 73/74 | E100/300 | 3 | | C8TZ 7507-A | "U" shape-4 3/8" long x 1 7/8" high x 2 1/2" wide | 1 |
| 75/ | E100/350 | All | | D5UZ 7507-A | | 1 |
| 73/ | F100/350 | 3&4 | | D7TZ 7507-A | | 1 |
| 73/ | B-F100/500, E100/300 | 3,4,5 | | 34807-S8 | (X-66)-lockwasher-3/8" | 2 |
| | | | | 44727-S8 | (X-24)-flatwasher-3/8" | 2 |
| | | | | 358979-S | (XX-224)-washer (felt)-23/32" I.D. x 1 3/8" O.D. x 9/32" thick | 1 |
| | | | | 20349-S7 | (B-170)-bolt (bracket to underbody)-3/8"-24 x 3/4" | 2 |
| | | | | 34445-S7-8 | (M-80)-nut-3/8"-24 | 2 |
| | | | | 44727-S8 | (X-24)-washer-flat-3/8" | 2 |
| | | | | 358979-S | (XX-224)-washer-felt-.72"/.74" I.D. x 1 3/8" O.D. x .27"/.29" thick | 1 |
| | | | | 20388-S8 | (B-80)-bolt (bracket to frame)-3/8"-16 x 1" | 2 |
| | | | | 44727-S8 | (X-24)-washer-flat-3/8" | 2 |
| | | | | 34807-S8 | (X-66)-lockwasher-3/8" | 2 |
| 7A507 ROD (CLUTCH SLAVE CYLINDER PUSH) | | | | | | |
| 73/77 | P350/500 | 3&4 | | C5TZ 7A507-A | 6 21/32" long-incl. adjusting nut | 1 |
| 7508 BUSHING (CLUTCH PEDAL SHAFT) | | | | | | |
| 73/74 | E100/300 | 3 | | C8UZ 7508-A | 13/16" I.D. x 7/8" O.D. x 19/32" long | 4 |
| 7A508 CYLINDER (CLUTCH SLAVE) | | | | | | |
| 73/77 | P350/500 | 3&4 | | C5TZ 7A508-B | 7 3/4" long-incl. boot and push rod | 1 |
| | | | | 374702-S2 | (MM-302)-nut-3/8"-24-wing (use as adj. nut) | 1 |
| 7C508 SEAT (CLUTCH RELEASE LEVER BALL PIVOT) | | | | | | |
| 79 | F100/350 -- 8 cyl.-351M | All | All | D9TZ 7C508-A | | 1 |
| 79 | F100/350 -- 8 cyl. 400 | All | All | D9TZ 7C508-B | | 1 |
| 7A512 TUBE ASSY. (CLUTCH MASTER CYLINDER TO SLAVE CYLINDER) | | | | | | |
| 73/76 | P350/400 | 3&4 | | C8TZ 7A512-A | | 1 |
| 73/77 | P500 | 3&4 | | D5TZ 7A512-A | 39 3/4" developed length 1/4" tubing, 1/4" rubber hose and (2) 87943-S8 nuts. | 1 |
| 73/77 | P350/500 | 3&4 | | 87943-S8 | (I-21)-nut (flared tube fitting)-1/4" tubing | 2 |
| | | | | 357949-S | (GG-141)-clip (tube to frame)-1/4" tubing | 1 |
| | | | | 357852-S | (II-57)-fitting (master cyl. outlet)-7/16"-24 internal thread x 1 5/32" long x 5/8" hole | 1 |
| | | | | 20347-S8 | (B-156)-bolt (clip to frame)-5/16"-24 x 3/4" | 1 |
| 7513 SHIELD ASSY. (CLUTCH RELEASE LEVER DUST) | | | | | | |
| 73/77 | B-F500 -- 6 & 8 cyl. | 4&5 | | C4TZ 7513-C | Rubber-1 29/32" wide x 4" long x 5/8" thick | 1 |
| 73/ | E100/350 -- 6&8 cyl. | All | | C5TZ 7513-A | 2 7/32" high x 3 5/8" long x 2 5/32" wide | 1 |
| 73/77 | P 350/500 | 3&4 | | | | 1 |
| 73/ | F100/350 -- 6 cyl. | 3&4 | | | | 1 |
| 77/ | F100/150 -- 8 cyl. 302 | 3&4 | | | | 1 |
| 73/76 | F100/350 -- 8 cyl. | 3&4 | | | | 1 |
| 77/ | F100/350 -- 8 cyl. 351, 400 | 3&4 | | D7TZ 7513-A | | 1 |
| 7515 LEVER ASSY. (CLUTCH RELEASE) | | | | | | |
| 73/77 | B-F500 -- 6 & 8 cyl. | 4&5 | | C7TZ 7515-B | 12" long | 1 |
| 73/79 | F100/350 -- 8 cyl. 351M, 400 "Before Ser. DG0,001" | 3&4 | | D0TZ 7515-A | | 1 |
| 73/ | F100/350 -- 6 cyl. 300, 8 cyl. 302 | 3&4 | | | | 1 |
| 73/74 | E100/300 | 3 | | | | 1 |
| 73/77 | P350/500 -- 6 cyl. | 3&4 | | | | 1 |
| 75/ | E100/350 | All | All | D8TZ 7515-A | | 1 |
| 79 | F100/350 -- 8 cyl.-351M "From Ser. DG0,001" | All | All | D9TZ 7515-A | Must be used w/D9TZ 7548-A only | 1 |
| 79 | F100/350 -- 8 cyl. 400 "From Ser. DG0,001" | All | All | E0TZ 7515-B | Must be used w/D9TZ 7548-A only | 1 |

APRIL, 1980

COPYRIGHT © 1980—

FORD MOTOR
COMPANY

—DEARBORN, MICHIGAN

CHANGE 1

1973/79
TRUCK SERIES 100/500

| YEAR | MODEL / RESTRICTIONS | TRANS. | | PART NUMBER | DESCRIPTION | QTY. |
|---|--|--------|---------|---------------|---|------|
| | | SPD. | TYPE | | | |
| 7517 BUSHING (CLUTCH RELEASE EQUALIZER SHAFT) Also refer to group 7543 | | | | | | |
| 73/77 | B-F100/500 | 3,4,5 | | C2TZ 7517-A | 27/32 I.D. x 1" O.D. x 19/32" long-split | 4 |
| 7518 COVER (CLUTCH HOUSING VENT OPENING) | | | | | | |
| 73/77 | P500 | 3&4 | | 48 7518 | | 1 |
| | | | | 34806-S7 | (X-64)-lockwasher-5/16" | |
| 7519-20 PEDAL (CLUTCH) | | | | | | |
| 73/77 | B-F500 (84) | 4&5 | | C7TZ 7519-C | | 1 |
| 73/74 | E100/300 | 3 | | D2UZ 7519-A | Must be used with 378941-S7-8 locknut | 1 |
| 75/ | E100/350 | All | | D5UZ 7519-A | | 1 |
| 73/ | F100 -- 6 cyl. 240- "Before Ser. Q80, 001" | 3&4 | | ★ C8TZ 7519-A | Not repl. | 1 |
| 73/74 | F100 -- 6 cyl. 240- "From Ser. Q80, 001" | 3&4 | | ★ D3TZ 7519-B | Not replaced | 1 |
| 73/76 | F100/350 -- 8 cyl. | 3&4 | | D3TZ 7519-A | | 1 |
| 73/76 | F100/350 -- 6 cyl. 300 | 3&4 | | | | 1 |
| 77/78 | F100/350 -- 6&8 cyl. "Before Ser. BA0,001" | 3&4 | | D7TZ 7519-A | | 1 |
| 78/ | F100/350 "From Ser. BA0,001" | All | All | D8TZ 7519-A | | 1 |
| 73/77 | F500 (81, 85) | 4&5 | | C7TZ 7519-D | | 1 |
| 73/77 | P500 | 3&4 | | B7J 7520-A | | 1 |
| 73/77 | P350/400 | 3&4 | | ★ C8TZ 7519-C | Not replaced | 1 |
| 73/ | E100 | 3 | | 87907-S8 | (I-3)-fitting-lubricator-1/4"-straight | 1 |
| 73/ | E100 | 3 | | 358606-S | (BB-427)-bolt (pedal to underbody)-5/16"- 24 x 1"-w/nylon pellet | 1 |
| 73/ | E100 | 3 | | | Washer-flat-5/16" I.D. x 1 1/8" O.D. x 1/8" thick | 1 |
| 73/ | F100/350 | 3&4 | | 378941-S7-8 | (MM-169-H)-nut-hex. washer head- (7519 to 7A444)-3/8"-24 | 1 |
| 73/ | F100/350 | 3&4 | | 384487-S2 | (MM-65-E)-nut-hex. castle-(7519 to 01538)- 3/8"-24 | 1 |
| 73/77 | P350/500 | 3&4 | | 352581-S7 | (NN-63)-pin (clutch pedal)-flat head- 5/16" x 1 1/2" | 1 |
| 7521 ROD (CLUTCH RELEASE LEVER) | | | | | | |
| 73/77 | B-F500 | 4&5 | | D0TZ 7521-D | 12 1/2" overall length x 3/8"-24 thread | 1 |
| 73/74 | E100/300 -- 8 cyl. 302 | 3 | | D3UZ 7521-A | Incl. (1) D3TZ 7A504-A nut | 1 |
| 73/74 | E100/300 -- 6 cyl. | 3 | | D3TZ 7521-A | Incl. (1) D3TZ 7A504-A nut | 1 |
| 73/76 | F100/350 | 3&4 | | | | 1 |
| 77 | F100/350 "Before Ser. Z00,001" | 3&4 | 300,302 | D5DZ 7521-C | 6 19/64" long, 7/16" dia.-14 thread | 1 |
| 77 | F100/350 | 3&4 | 351,400 | | | 1 |
| 77 | F100/350 "From Ser. Z00,001" | 3&4 | 300,302 | D8TZ 7521-A | 7 21/32" long | 1 |
| 78/ | F100/350 | 3&4 | All | | | 1 |
| 75/ | E100/350 | All | | D5UZ 7521-B | | 1 |
| 7521 ROD (CLUTCH PEDAL TO IDLER LEVER) | | | | | | |
| 73/77 | B-F500 | 4 | | C7TZ 7521-E | 20 3/4" long x 3/8" dia. rod | 1 |
| 73/77 | F100/350 "Before Ser. 080,001" | 3&4 | | C8TZ 7521-D | 17 5/8" long x 3/8" dia. rod | 1 |
| 77/78 | F100/350 "From Ser. 0800,001 to Ser. BA0,001" | All | | D7TZ 7521-A | approx 18.20" long x 3/8" dia. rod | 1 |
| 78/ | F100/350 "From Ser. BA0,001" | All | All | D8TZ 7521-B | | 1 |
| 73/ | F100/350 | All | | 352358-S100 | (NN-127-B)-pin-self locking | 2 |
| 7521 ROD (CLUTCH PEDAL TO BELLCRANK) | | | | | | |
| 73/74 | E100/300 | 3 | | C8TZ 7521-B | | 1 |
| 75/ | E100/350 | All | | D5UZ 7521-A | | 1 |
| 73/ | E100/300 | All | | 33798-S8 | (M-62)-nut-5/16"-24 | 1 |
| 73/77 | E100/300 | 3 | | 356573-S2 | (XX-357)-washer-spring | 2 |
| 7522 BRACKET (CLUTCH RELEASE LEVER) | | | | | | |
| 73/77 | B-F500 -- 6 & 8 cyl. | 3&4 | | C8AZ 7522-A | 2" long x 1" wide-(2) 21/64" holes -- | 1 |
| 73/76 | F100/350 -- 6&8 cyl. | 3&4 | | | | 1 |
| 73/74 | E100/300 -- 6 & 8 cyl. | 3 | | | includes (2) 62329-S rivets | 1 |
| 73/77 | P350/500 -- 6 cyl. | 3&4 | | | | 1 |
| 77 | F100/350 -- 6&8 cyl. | 3&4 | | D7TZ 7522-A | | 1 |
| 75/ | E100/350 | All | | D5UZ 7522-A | | 1 |

**1973/79
TRUCK SERIES 100/500**

SECTION 71 15

| YEAR | MODEL / RESTRICTIONS | TRANS. | | PART NUMBER | DESCRIPTION | QTY. |
|--|---|--------|------|--------------|---|------|
| | | SPD. | TYPE | | | |
| 7523 SPRING (CLUTCH RELEASE RETRACTING) Also refer to group 9737 | | | | | | |
| 73/77 | B-F500 -- 6 cyl. and M/S | 4&5 | | C7TZ 7523-D | Clutch release-17 1/4" free length-57 coils | 1 |
| 73/77 | B-F500 -- 8 cyl. and M/S | 4&5 | | C7TZ 7523-C | Clutch release-9 1/4" free length-57 coils | 1 |
| 73/74 | E100/300 -- 8 cyl. 302 | 3 | | C8UZ 7523-A | | 1 |
| 73/74 | F100/250 -- 2/W/D and 6 cyl. | 3&4 | | D4TZ 7523-C | Clutch release-13 5/8" free length-35 coils | 1 |
| 73/74 | E100/350 -- 6 cyl. | 3 | | | | 1 |
| 73/76 | F100/150 -- 4/W/D | 4 | | C7TZ 7523-G | Clutch release-9 5/32" free length-35 coils | 1 |
| 76 | F250 -- 4/W/D | 4 | | | | |
| 73/75 | F100/350 -- 2/W/D -- "Before Ser. X00,001" | 3&4 | | C7TZ 7523-H | Clutch release-14" free length-35 coils | 1 |
| 75/76 | F100/350 -- 2/W/D -- "From Ser. X00,001" | 3&4 | | D4TZ 7523-B | Clutch release-14 3/8" free length - 84 coils | AR |
| 77/ | F100/350 -- 2/W/D- | 3&4 | | D7TZ 7523-E | Clutch release | 1 |
| 77/ | F100/350 4/W/D- | 3&4 | | D7TZ 7523-D | Clutch release | 1 |
| 73/75 | F250 -- 4/W/D | 4 | | C7TZ 7523-F | Clutch release-4 5/8" free length-35 coils | 1 |
| 73/ | F100/500 | | | | Brake pedal | 1 |
| 73/77 | F500 | 4&5 | | B8QH 7523-A | Use as brake retracting spring | 1 |
| 73/77 | P350/500 | 3&4 | | C5TZ 7523-A | Clutch release-5 7/8" free length-18 coils | 1 |
| 75/ | E100/350 | All | | D5UZ 7523-A | Clutch release-14 23/32" free length-35 coils | 1 |
| 7524 LEVER (CLUTCH PEDAL SHAFT) | | | | | | |
| 73/77 | P350/500 | 3&4 | | B7J 7524-A | | 1 |
| | | | | 352581-S7 | (NN-63)-pin (clutch pedal shaft lever)-flat head-5/16" x 1 1/2" | 1 |
| 7A525 NUT (CLUTCH RELEASE LEVER ADJUSTING) | | | | | | |
| 73/77 | B-F500 | 4&5 | | C7TZ 7A525-A | 1 1/2" overall length x 3/8"-24 | 1 |
| 7526 BUSHING (CLUTCH PEDAL TO IDLER LEVER ROD) | | | | | | |
| 73/78 | B-F100/500 -- "Before Ser. BA0,001" | 3,4,5 | | C0AZ 7526-A | 3/8" I.D. nylon x 3/4" flange O.D. x 7/16" bushing O.D. x 1 13/16" long-split | 2 |
| 78/ | F100/350 "From Ser. BA0,001" | All | All | D8TZ 7526-A | Nylon-7/16" I.D. | 2 |
| 78/ | E100/350 "From Ser. BC0,001" | All | All | | | 2 |
| 73/78 | E100/350 "Before Ser. BC0,001" | All | | C8UZ 7526-A | 7/16" I.D. x 1/2" O.D. x 3/8" long | 3 |
| 7528 BAR ASSY. (CLUTCH RELEASE EQUALIZER) | | | | | | |
| 73/77 | B-F500 -- M/S | 4&5 | | C7TZ 7528-B | Shaft 8" long-(1) arm 5 5/8" long-other arm 6 3/4" long | 1 |
| 73/77 | B-F500 -- P/S | 4&5 | | C8TZ 7528-A | Shaft 8" long | 1 |
| 73/74 | E100/300 -- 6 cyl. | 3 | | C8UZ 7528-C | Shaft 6 27/32" long | 1 |
| 73/74 | E100/300 -- 8 cyl. 302 | 3 | | D1UZ 7528-A | | 1 |
| 75/77 | E100/350-"Before Ser. Z00,001" | 3 | | D5UZ 7528-A | | 1 |
| 77/ | E100/350 "From Ser. Z00,001" | All | | D7UZ 7528-A | | 1 |
| 73/76 | F100/350 | 3&4 | | C8TZ 7528-B | Shaft 5 1/2" long | 1 |
| 77/78 | F100/350 -- 6&8 cyl.- "Before Ser. BA0,001" | 3&4 | | D7TZ 7528-A | Shaft 5 1/2" long-includes 7A528 swivel | 1 |
| 78/ | F100/350 "From Ser. BA0,001" | All | All | D8TZ 7528-A | | 1 |
| 73/ | E-F100/350 | 3&4 | | 87907-S8 | (I-3)-fitting-lubricator-1/4"-straight | |
| 7A530 BRACKET ASSY. (CLUTCH PEDAL STOP)-Also refer to group 7B616 | | | | | | |
| 73/76 | F100/350 -- 6 and 8 cyl. | 3&4 | | D3TZ 7A530-A | | 1 |
| 77/ | F100/350 | All | All | D8TZ 7A530-A | | 1 |
| 7A533 SEAL (CLUTCH PEDAL ROD) | | | | | | |
| 73/74 | E100/300 | 3 | | C60Z 7A533-C | 3 3/4" long x 2 5/16" wide at flange | 1 |
| 75/ | E100/350 | All | | D5UZ 7A533-A | 2 5/16" base dia. x 3 1/2" long | 1 |
| 73/ | F100/350 | All | | D8TZ 7A533-A | | 1 |

1973/79
TRUCK SERIES 100/500

| YEAR | MODEL / RESTRICTIONS | TRANS. | | PART NUMBER | DESCRIPTION | QTY. |
|--|--|--------|------|--------------|---|------|
| | | SPD. | TYPE | | | |
| 7534 SPRING ASSY. (CLUTCH PEDAL LEVER ASSIST) | | | | | | |
| 77/ | F100/350 -- 400 eng. | 3&4 | | D7TZ 7534-A | #Orange-7 1/2 coils - 4 7/32" long | 1 |
| 77/ | F100/350 -- 300,302,351 eng. | 3&4 | | D7TZ 7534-B | #Purple-7 1/2 coils- 3 3/8" long | 1 |
| 7K534 BUSHING (CLUTCH RELEASE LEVER PIN) | | | | | | |
| 75/ | E100/350 | All | | D5UZ 7K534-A | 3/8" I.D. x 9/16" O.D. x 1/4" wide | 2 |
| 7535 BRACKET (CLUTCH and BRAKE PEDAL ASSIST SPRING) | | | | | | |
| 73/74 | E100/300 -- 8 cyl. 302 | 3 | | ★D1UZ 7535-A | "L" shape-1" wide x 15/16" x 1"-Not repl. | 1 |
| 73/77 | P350/500 | 3&4 | | C1TT 7A644-A | | 1 |
| 73/74 | E100/300 -- 8 cyl. 302 | 3 | | ★20327-S8 | Bolt (bracket to dash panel)-5/16"-24 x 5/8" | 1 |
| | | | | 33798-S8 | (M-62)-nut-5/16"-24 | AR |
| | | | | 34806-S7 | (X-64)-lockwasher-5/16" | AR |
| 73/77 | P350/500 | 3&4 | | 20366-S8 | (B-52)-bolt (bracket to frame)-5/16"-18 x 7/8" | 1 |
| | | | | 33797-S7 | (M-50)-nut-5/16"-18 | 2 |
| | | | | 34806-S7 | (X-64)-lockwasher-5/16" | 2 |
| 7A535 PIVOT (CLUTCH RELEASE EQUALIZER ENGINE MOUNTING) | | | | | | |
| 73/77 | E-F100/350 -- 6 cyl. 240, 300 "Before Ser. Z00,001" | 3&4 | | C5TZ 7A535-A | 2 9/16" long x 1" hex. x 9/16"-12 thread one end-5/8" dia. pivot shaft other end | 1 |
| 77/ | F100/350 -- 6 cyl. 300- "From Ser. Z00,001" | All | | D7TZ 7A535-A | 2 11/16" long x 1" hex. shldr x 1/2" - 13 thread and 5/8" dia. pivot shaft | 1 |
| 73/ | E-F100/300 -- 8 cyl. 302 | 3 | | C8UZ 7A535-A | 2 9/16" long x 1" hex. x 1/2"-13 thread one end-5/8" dia. on pivot | 1 |
| 7538 EXTENSION ASSY. (CLUTCH MASTER CYLINDER PUSH ROD) | | | | | | |
| 73/77 | P350/500 | 3&4 | | C8TZ 7538-A | 16" long | 1 |
| 7A541 ROD (CLUTCH MASTER CYLINDER PUSH) Also refer to group 7578 | | | | | | |
| 73/77 | P350/400 -- 6 cyl. | 3&4 | | C8TZ 7A541-B | 5 1/8" end to center of hole x 3/8" dia. | 1 |
| 73/77 | P500 | 3&4 | | C1TT 7A541-B | 5 3/8" long | 1 |
| 7542 BRACKET (CLUTCH RELEASE EQUALIZER BAR RETRACTING SPRING) | | | | | | |
| 73/77 | B-F500 -- 6 cyl. | 4&5 | | ★ | 3 1/2" long x 1 1/4" wide x 1/8" thick- dealer improvise | 1 |
| 73/77 | B-F500 -- 8 cyl. and P/S | 4&5 | | ★ | 9" long x 1 1/2" wide x 5/32" thick- dealer improvise | 1 |
| 73/74 | E100/300 -- 6 cyl. 240 and 8 cyl. 302 | 3 | | ★ | 1" wide stud strap-drill and bend | 1 |
| 73/ | F100/350 | 3&4 | | ★ | Improvise | 1 |
| 7A542-3 CYLINDER ASSY. (CLUTCH MASTER) | | | | | | |
| 73/77 | P350/400 | 3&4 | | C1TT 7A542-A | Less push rod | 1 |
| 73/77 | P350/400 | 3&4 | | C8TZ 7A542-A | #57560-6 5/8" long | |
| 73/77 | P500 | 3&4 | | C1TT 7A542-B | #F35416 Less push rod | 1 |
| 7543 BALL (CLUTCH RELEASE EQUALIZER SHAFT) Also refer to group 7517 | | | | | | |
| 73/77 | B-F500 | 4&5 | | C1AA 7543-A | 5/8" I.D. x 1" O.D. x 1/2" thick | 2 |
| 73/ | E-F100/350 | 3&4 | | | | 2 |
| 73/ | B-E-F100/500 | 3,4,5 | | 97474-S | (QQ-4)-ring-snap-9/16" I.D. x 23/32" O.D. x 1/32" thick | 2 |
| 7548 HUB and BEARING ASSY. (CLUTCH RELEASE) | | | | | | |
| 73/77 | B-F500 -- 6 cyl. 300 | 4&5 | | D1TZ 7548-C | Use w/Clark 280, New Process 435, 542 and Warner T19 trans. | 1 |
| 73/77 | B-F500 -- 8 cyl. 330 | 4&5 | | D1TZ 7548-B | Use w/Clark 280, New Process 435, 542 and Warner T19 trans. | 1 |
| 73/76 | F100/350, P350/500 | 3&4 | | ★D7TZ 7548-B | R/b D7TZ 7548-C(4/79) | 1 |
| 73/76 | E100/350 | 3 | | | | 1 |
| 77/79 | E-F100/350, P500- "Before Ser. DG0,001" | All | | ★D7TZ 7548-C | R/b D9TZ 7548-A (10/79) | 1 |
| 79 | E-F100/350 "From Ser. DG0,001" | All | All | D9TZ 7548-A | | 1 |

1973/79 TRUCK SERIES 100/500

| ENGINE | | | YEAR | MODEL | DISC | | | PLATE PART NUMBER |
|--------------------------------------|--------------|--------|-------|--------------------------------|---------|------------------|-------------|----------------------|
| T Y P E | C Y L. | C.I.D. | | | SPRINGS | DIA. (Inches) | PART NUMBER | |
| 7550 | | | | DISC ASSY. (CLUTCH) | | | | |
| ● Sold only as a remanufactured item | | | | | | | | |
| B SERIES | | | | | | | | |
| G | 6 | 300 | 73/77 | B500 | 8 | 12 | C5TZ 7550-G | C5TZ 7563-D |
| | 8 | 330 | 73/77 | B500 | 10 | 13 | C5TZ 7550-H | C6TZ 7563-C |
| E SERIES | | | | | | | | |
| G | 6 | 240 | 73/74 | E100/200 | 12 | 11 | D6TZ 7550-A | D2TZ 7563-C |
| | | 300 | 73/74 | E300 | 10 | 11 | D6TZ 7550-A | D2TZ 7563-D |
| | 6 | 300 | 75/76 | E100/350 | 6 | 11 | D7TZ 7550-C | D2TZ 7563-D |
| | | | 77 | E100/350 | 5 | 11 | D7TZ 7550-C | D7TZ 7563-E |
| | | | 78/ | E100/350 | 5 | 11 | D8TZ 7550-B | D7TZ 7563-F |
| | 8 | 302 | 73/74 | E100/300 | 12 | 11 | D6TZ 7550-A | D2TZ 7563-D |
| | 8 | 302 | 79 | E100/350 | 5 | 11 | D7TZ 7550-C | D7TZ 7563-F |
| | 8 | 351W | 75/76 | E100/350 | 6 | 11 | D6TZ 7550-A | D2TZ 7563-A |
| | 8 | 351W | 77 | E100/250 | 6 | 11 | D6TZ 7550-A | D7TZ 7563-D |
| | 8 | 351W | 78/ | E100/250 | 5 | 11 | D7TZ 7550-A | D7TZ 7563-F |
| F SERIES | | | | | | | | |
| G | 6 | 240 | 73/74 | F100 -- 2/W/D | 12 | 11 | D6TZ 7550-A | D2TZ 7563-C |
| | | 240 | 73/74 | F100/250 -- 4/W/D | 12 | 11 | D6TZ 7550-A | D2TZ 7563-A |
| | | 300 | 73/76 | F100/350 -- 2/W/D | 12 | 11 | D6TZ 7550-A | D2TZ 7563-A |
| | | | 73/76 | F100/250 -- 4/W/D | 12 | 11 | D6TZ 7550-A | D2TZ 7563-A |
| | | | 77 | F100/350 "Before Ser. Y80,001" | 5 | 11 | D7TZ 7550-C | D7TZ 7563-C |
| | | | 77 | F100/350 "From Ser. Y80,001" | 5 | 11 | D7TZ 7550-C | D7TZ 7563-F |
| | | | 78/ | F100/350 | 5 | 11 | D8TZ 7550-B | D7TZ 7563-F |
| | | | 73/77 | F500 | 8 | 12 | C5TZ 7550-G | C5TZ 7563-D |
| | 8 | 302 | 73/76 | F100 | 12 | 11 | D6TZ 7550-A | D2TZ 7563-D |
| | | | 77 | F100/150 "Before Ser. Y80,001" | 5 | 11 | D7TZ 7550-C | D7TZ 7563-C |
| | | | 77/ | F100/150 "From Ser. Y80,001" | 5 | 11 | D7TZ 7550-C | D7TZ 7563-F |
| | | 330 | 73/76 | F500 | 10 | 13 | C5TZ 7550-H | C6TZ 7563-C |
| | | 360 | 73/76 | F100/350 | 6 | 11 | D6TZ 7550-A | D2TZ 7563-A |
| | | 390 | 73/76 | F100/350 | 12 | 11 1/2 | C8TZ 7550-A | D4TZ 7563-A |
| | | 351M | 77/ | F100/350 | 5 | 11 | D7TZ 7550-A | E0TZ 7563-B |
| | | 400 | 77/78 | F150/350 | 8 | 12 | D7TZ 7550-B | D7TZ 7563-B |
| | | 400 | 79 | F100/350 | 5 | 12 | D9TZ 7550-A | D9TZ 7563-A |
| P SERIES | | | | | | | | |
| G | 6 | 300 | 73/77 | P350/500 | 8 | 11 | C5TZ 7550-A | D2TZ 7563-A |
| G | 6 | 300 | 73/77 | P350/500 -- w/H/D clutch | | 11 | D7TZ 7550-D | D7TZ 7563-G |

**1973/79
TRUCK SERIES 100/500**

| YEAR | MODEL / RESTRICTIONS | TRANS. | | PART NUMBER | DESCRIPTION | QTY. |
|--|---|--------|------|--------------|--|------|
| | | SPD. | TYPE | | | |
| 7550 DISC ASSY. (CLUTCH) — Cont'd | | | | | | |
| 77/ | F100/350 -- 8 cyl. 302,351 | All | All | 355705-S | (BB-154)-bolt (pressure to flywheel)- 3/8-16 x 31/32" | 6 |
| 73/ | E100/350 -- 6 cyl. & 8 cyl. | All | All | 357235-S | (BB-136)-bolt (pressure plate to flywheel)- 5/16-18 x 7/8" | 6 |
| 73/76 | F100/350 -- 6 cyl. & 8 cyl. 302, 360,390 | All | All | | | 6 |
| 77/ | F100/350 -- 8 cyl. 400 | All | All | | | 6 |
| 73/77 | B-F500 | All | All | 34806-S7 | (X-64)-lockwasher-5/16" | 6 |
| | | | | 34807-S | (X-66)-lockwasher-3/8 | 6 |
| 7A554 LEVER (CLUTCH PEDAL) | | | | | | |
| 73/74 | E100/300 | 3 | | C8UZ 7A554-A | 3 1/4" long x 1 5/16" wide-1/2" x 13/16" hole one end x 1/2" hole other end | 1 |
| 75/ | E100/350 | All | | D5UZ 7A554-A | | 1 |
| 73/76 | F100/350 | 3&4 | | C8TZ 7A554-A | 3 3/4" long x 1 1/8" wide-(1) hole each end | 1 |
| 77/78 | F100/350 -- 400 eng. "Before Ser. BA0,001" | 3&4 | | D7TZ 7A554-A | 4 3/8" long x 1 1/8" wide-(1) hole each end | 1 |
| 77/78 | F100/350 -- 300,302,351 eng. "Before Ser. BA0,001" | 3&4 | | D7TZ 7A554-B | 4 1/8" long x 1 1/8" wide-(1) hole each end | 1 |
| 78/ | F100/350 "From Ser. BA0,001" | All | All | D8TZ 7A554-A | 4" long x 1 1/8" wide-(1) hole each end | 1 |
| 7560 SLAVE CYLINDER REPAIR KIT (CLUTCH) | | | | | | |
| 73/77 | P350/500 | 3&4 | | C3TZ 7560-B | Consists of 1-C3TA 7A515-B Piston and cup 1-B7TZ 7A716-A Boot 1-TAAK 7821-A Snap ring | 1 |
| 7563 Refer to group 7550 | | | | | | |
| 7564 COVER (CLUTCH HOUSING DUST) Also refer to group 6366 | | | | | | |
| 73/77 | B-F500 -- 8 cyl. 330 | 3,4,5 | | C4TZ 7564-A | 18 1/2" long | 1 |
| 73/77 | B-F500 -- 6 cyl. 300 | 4&5 | | C5TZ 7564-B | Lower | 1 |
| 73/77 | B-F500 -- 6 cyl. 300 | 3&4 | | C5TZ 7564-C | Front-15 3/16" long x 4 3/4" wide-(4) holes | 1 |
| 7565 PIN (CLUTCH RELEASE LEVER) | | | | | | |
| 75/ | E100/350 | All | | D5UZ 7565-A | 2 7/8" long x 3/8" dia. | 1 |
| 7A572 BRACKET ASSY. (CLUTCH RELEASE EQUALIZER ENGINE) | | | | | | |
| 73/77 | B-F500 | 4&5 | | C7TZ 7A572-A | 4 3/8" long x 3 3/4" wide-incl. pin | 1 |
| 73/74 | E100/300 -- 8 cyl. 302 | 3 | | C8UZ 7A572-A | | 1 |
| 75/ | E100/350 | All | | D5UZ 7A572-A | | 1 |
| 73/77 | F100/150 -- 8 cyl. 302- "Before Ser. Y80,001" | 3 | | D2TZ 7A572-A | Incl. straight type pin | 1 |
| 77/ | F100 -- 8 cyl. 302 - "From Ser. Y80,001" | All | | D7TZ 7A572-B | Incl. shoulder type pin | 1 |
| 73/76 | F100/350 -- 8 cyl. 360, 390 | 3&4 | | C6TZ 7A572-M | 4" long-incl. pin | 1 |
| 77/ | F100/350 -- 351 & 400 eng. | 3&4 | All | D7TZ 7A572-A | | 1 |
| 73/77 | B-F500 -- 6 and 8 cyl. | 4&5 | | ★ 58654-S2 | Bolt-hex. head-7/16"-14 x 1 1/4" | 2 |
| | | | | 380079-S2 | (XX-173-C)-washer-flat-15/32" I.D. x 15/16" O.D. | 2 |
| 73/74 | E100/300 -- 8 cyl. 302 | 3 | | 20472-S7-8 | (B-122-A)-bolt-hex. head-1/2"-13 x 1 1/2" | 1 |
| | | | | 20526-S8 | (B-124)-bolt-hex. head-1/2"-13 x 2" | 1 |
| | | | | 34809-S8 | (X-68)-lockwasher-1/2" | 2 |
| 73/ | F100 -- 8 cyl. 302 | 3 | | 20546-S8 | (B-114)-bolt-hex. head-7/16"-14 x 2 1/2" | 2 |
| | | | | 34808-S2 | (X-67)-lockwasher-7/16" | 2 |
| 73/77 | F100/350 -- 8 cyl. 360, 390 | 3&4 | | 371041-S2 | (BB-575-B)-bolt-hex. washer head-3/8"- 16 x 7/8" | 2 |
| 75/ | E100/350 | All | | 376275-S7-8 | (BB-181-A)-bolt-hex. hd. 7/16"- 14 x 2 9/16" | 1 |

**1973/79
TRUCK SERIES 100/500**

SECTION 71 19

| YEAR | MODEL / RESTRICTIONS | TRANS. | | PART NUMBER | DESCRIPTION | QTY. |
|---|---|--------|------|---|--|------|
| | | SPD. | TYPE | | | |
| 7A576 BRACKET (CLUTCH RELEASE EQUALIZER LOWER) | | | | | | |
| 73/77 | B-F500 -- P/S | 4&5 | | C7TZ 7A576-A | 4 7/8" long x 1 3/4" wide x 2 3/16" high | 1 |
| 73/77 | B-F500 -- M/S | 4&5 | | C2TZ 7A576-B | | 1 |
| 73/74 | E100/300 | 3 | | C8TZ 7A576-A | 5 1/2" long x 3 1/4" wide x 1 5/16" high | 1 |
| 73/77 | B-F500 | 4&5 | | 20389-S8 | (B-171)-bolt (brkt. to frame)-3/8"-24 x 1" | 2 |
| | | | | 44727-S8 | (X-24)-washer-flat-3/8" | 2 |
| | | | | 33800-S8 | (M-63)-nut-3/8"-24 | 2 |
| | | | | 34807-S8 | (X-66)-lockwasher-3/8" | |
| | | | | 374152-S7-8 | (BB-305-A)-bolt (bracket to frame)-hex. head-(end drilled)-7/16"-20 x 1 3/8" | 1 |
| 7A580 ROD (CLUTCH PEDAL TO EQUALIZER) | | | | | | |
| 73/74 | E100/300 -- 6 cyl. | 3 | | C8TZ 7A580-A | 29 1/2" long x 7/16" rod | 1 |
| 73/74 | E100/300 -- 8 cyl. | 3 | | C8TZ 7A580-B | 26" long x 7/16" rod | 1 |
| 75/ | E100/350 | All | | D5UZ 7A580-A | | 1 |
| 73/ | E100/300 | All | | 356573-S2 | (XX-357)-washer-spring-7/16" | 2 |
| 7583 BUMPER (CLUTCH and BRAKE PEDAL) | | | | | | |
| 73/77 | B-F500 | 4&5 | | B7T 7583-A | Clutch pedal-7/16" I.D. x 1" O.D. x 7/8" long | 1 |
| 73/74 | E100/300 | 3 | | D1TZ 7583-A | Clutch pedal-1 1/4" O.D. x 1" long-5/16" hole | 1 |
| 73 | F100/350-"Before Ser. Q80,001" | 3 | | | | 1 |
| 73/ | F100/350-"From Ser. Q80,001" | 3 | | D3TZ 7583-A | Clutch pedal-1" large dia.-19/32" long | 1 |
| 75/ | E100/350 | All | | | | 1 |
| 73/77 | B-F500 | 4&5 | | ★ 56326-S2 | Bolt-hex. head-5/16"-18 x 2" | 1 |
| | | | | 353846-S8 | (XX-120)-washer-flat-11/32" I.D. x 1" O.D. x 3/16" thick | 1 |
| | | | | ★ 375275-S2 | Washer-flat-5/16" I.D. x 9/16" O.D. x 1/16" thick | 1 |
| | | | | 33770-S4 | (M-89-K)-nut-hex. head-5/16"-18 | 1 |
| 73/ | E100/300 | All | | 383247-S2 | (WW-123-K)-stud-hex. hd.-5/16"-18 x 1 3/4" | 1 |
| | | | | 34976-S4 | (M-89-CA)-locknut-hex. head-5/16"-18 | 1 |
| | | | | 351353-S7-8 | (XX-125)-flatwasher-11/32" I.D. x 1 3/4" O.D. | 1 |
| 7B585 LEVER ASSY. (CLUTCH IDLER BELLCRANK) | | | | | | |
| 73/74 | E100/300 | 3 | | C8UZ 7B585-A | | 1 |
| 75/77 | E100/350 "Before Ser. Y80,001" | 3 | | D5UZ 7B585-A | | 1 |
| 77 | E100/350 "From Ser. Y80,001" | All | | D7UZ 7B585-A | | 1 |
| 78/ | E100/350 | All | All | D8UZ 7B585-A | | 1 |
| 7B586 BUSHING (CLUTCH PEDAL BELLCRANK LEVER) | | | | | | |
| 73/74 | E100/350 | All | | C8UZ 7B586-A | 3/4" I.D. x 13/16" O.D. x 1/4" wide x 1 1/8" flange dia. | 2 |
| 75/ | E100/350 | All | | D0HZ 7B586-A | 1 1/8" flange dia. - 3/4" O.D. x 3/4" long | 1 |
| 7B587 BRACKET ASSY. (CLUTCH IDLER BELLCRANK LEVER PIVOT) | | | | | | |
| 73/74 | E100/300 | 3 | | C8UZ 7B587-A | | 1 |
| 75/ | E100/350 | All | | D5UZ 7B587-A | | 1 |
| 7588 PIN (CLUTCH PEDAL CLEVIS) | | | | | | |
| 73/77 | P350/500 | 3&4 | | B7J 7588-A | Shoulder type-1 3/8" overall length | 1 |
| | | | | 72035-S8 | (N-51)-Cotter pin-1/8" x 1" | 1 |
| 7B588 PLATE (CLUTCH RELEASE EQUALIZER BRACKET MOUNTING) | | | | | | |
| 73/74 | E100/300 -- 8 cyl. 302 | 3 | | ★ C8UZ 7B588-A | 4 15/16" x 3/32" thick-not repl. | 1 |
| 7600 BEARING (CLUTCH PILOT) | | | | | | |
| 73/77 | B-F500 -- 6 cyl. 240, 300 | 4&5 | | C5TZ 7600-C | 1" I.D. x 1 7/8" O.D. x 9/16" thick | 1 |
| 73/77 | B-F500 -- 8 cyl. 330 | 4&5 | | C4TZ 7600-A | Bronze-1" I.D. x 2 3/8" O.D. x 11/16" wide | 1 |
| 73/78 | E-F100/350 -- 6 cyl. 240,300 and 8 cyl. 302,351,400 "Before Ser. BC5,001" | 3&4 | | ★ C8AZ 7600-A /b D8TZ 7600-A (2/79) | 11/16" I.D. x 1 3/8" O.D. x 9/16" wide | 1 |
| 73/77 | P350/500 -- 6 cyl. 300 | 3&4 | | C5TZ 7600-A | 11/16" I.D. x 1 3/8" O.D. x 7/8" thick | 1 |
| 73/76 | F100/350 -- 8 cyl. 360, 390 | 3&4 | | D1TZ 7600-A | 43/64" I.D. x 1 27/32" O.D. x 1/2" wide | 1 |
| 78/ | E-F100/350 -- 6&8 cyl. "From Ser. BC5,001" | All | | D8TZ 7600-A | Needle type | 1 |

OCTOBER, 1979

COPYRIGHT © 1979—

FORD MOTOR
COMPANY

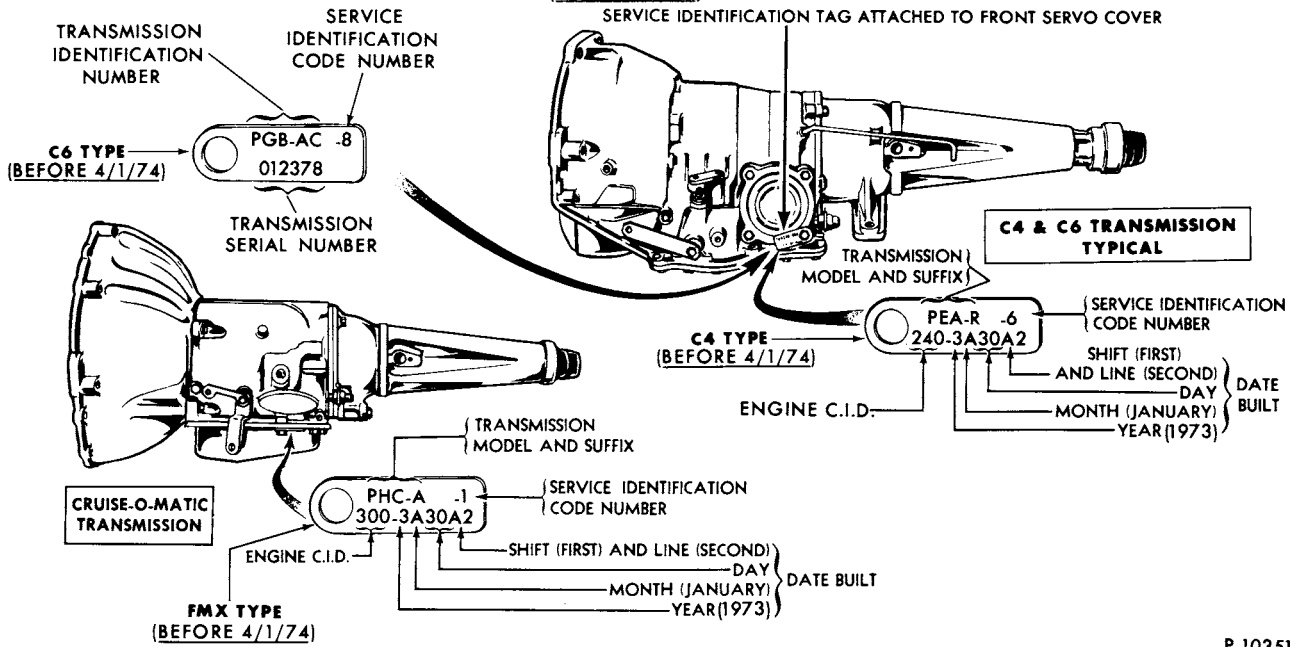
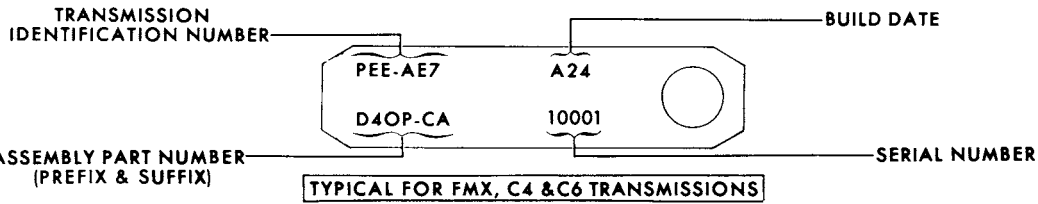
—DEARBORN, MICHIGAN

NEW ISSUE

1973/79
TRUCK SERIES 100/500

7000

TRANSMISSION ASSY. cont'd.



P-10351

1973/79
TRUCK SERIES 100/500

AUTOMATIC TRANSMISSION

TRANSMISSION APPLICATION CHART

| MODEL | ENGINE | | TRANSMISSION | | PARTS LIST | ILLUS. SEC. | TRANSMISSION ASSEMBLY | |
|---|--------|--------------------|--------------|------|------------|-------------|-----------------------|-------------------------------------|
| | CYL. | C.I.D. (C.C.D.) | IDENT. | TYPE | | | INCLUDES CONVERTER | LESS %CONVERTER |
| 1973 | | | | | | | | |
| E SERIES | | | | | | | | |
| E100/300 -- 105" W/B and 6 tooth speedometer drive gear | 6 | 240 | PEA-AG2 | C4 | A70.3 | A70.1 | ★ D3UP 7000-AA | ★ D3UP 7003-AA r/bdetails |
| E100/300 -- 105" W/B and 8 tooth speedometer drive gear | 6 | 240 | PEA-AH2 | C4 | A70.3 | A70.1 | ★ D3UP 7000-BA | ★ D3UP 7003-BA r/bdetails |
| E100/300 -- 123" W/B and 6 tooth speedometer drive gear | 6 | 240 | PEA-R6 | C4 | A70.3 | A70.1 | ★ D3UP 7000-EA | ★ D3UP 7003-EA r/bdetails |
| E100/300 -- 123" W/B and 8 tooth speedometer drive gear | 6 | 240 | PEA-S6 | C4 | A70.3 | A70.1 | ★ D3UP 7000-FA | ★ D3UP 7003-FA r/bdetails |
| E100/300 -- 105" W/B and 6 tooth speedometer drive gear | 8 | 302 | PEA-AJ2 | C4 | A70.3 | A70.1 | ★ D3UP 7000-CA | ★ D3UP 7003-CA r/bdetails |
| E100/300 -- 105" W/B and 6 tooth speedometer drive gear | 8 | 302 | PEA-AJ3 | C4 | A70.3 | A70.1 | ★ D3UP 7003-CB | ★ D3UP 7003-CB r/bdetails |
| E300 -- 105" W/B and 6 tooth speedometer drive gear | 8 | 302 | PEA-AV | C4 | A70.3 | A70.1 | ★ D3UP 7000-NA | ★ D3UP 7003-NA r/bD3UP 7003-NB |
| E300 -- 105" W/B and 6 tooth speedometer drive gear | 8 | 302 | PEA-AV1 | C4 | A70.3 | A70.1 | ★ D3UP 7000-NB | ★ D3UP 7003-NB r/bdetails |
| E100/300 -- 105" W/B and 8 tooth speedometer drive gear | 8 | 302 | PEA-AK2 | C4 | A70.3 | A70.1 | ★ D3UP 7000-DA | ★ D3UP 7003-DA r/bdetails |
| E100/300 -- 105" W/B and 8 tooth speedometer drive gear | 8 | 302 | PEA-AK3 | C4 | A70.3 | A70.1 | ★ D3UP 7000-DB | ★ D3UP 7003-DB r/bdetails |
| E300 -- 105" W/B and 8 tooth speedometer drive gear | 8 | 302 | PEA-AW | C4 | A70.3 | A70.1 | ★ D3UP 7000-PA | ★ D3UP 7003-PA r/bdetails |
| E300-105" W/B and 8 tooth speedometer drive gear | 8 | 302 | PEA-AW1 | C4 | A70.3 | A70.1 | ★ D3UP 7000-PB | D3UP 7003-PB r/bdetails |
| E300 -- 123" W/B and 6 tooth speedometer drive gear | 8 | 302 | PEA-AY | C4 | A70.3 | A70.1 | ★ D3UP 7000-RA | ★ D3UP 7003-RA r/bdetails |
| E300 -- 123" W/B and 6 tooth speedometer drive gear | 8 | 302 | PEA-AY1 | C4 | A70.3 | A70.1 | ★ D3UP 7000-RB | ★ D3UP 7003-RB r/bdetails |
| E100/300 -- 123" W/B and 6 tooth speedometer drive gear | 8 | 302 | PEA-T6 | C4 | A70.3 | A70.1 | ★ D3UP 7000-GA | ★ D3UP 7003-GA r/bdetails |
| E100/300 -- 123" W/B and 6 tooth speedometer drive gear | 8 | 302 | PEA-T7 | C4 | A70.3 | A70.1 | ★ D3UP 7000-GB | ★ D3UP 7003-GB r/bdetails |
| E100/300 -- 123" W/B and 8 tooth speedometer drive gear | 8 | 302 | PEA-U6 | C4 | A70.3 | A70.1 | ★ D3UP 7000-HA | ★ D3UP 7000-HA r/bdetails |
| E100/300 -- 123" W/B and 8 tooth speedometer drive gear | 8 | 302 | PEA-U7 | C4 | A70.3 | A70.1 | ★ D3UP 7000-HB | ★ D3UP 7003-HB r/bdetails |
| E300 -- 123" W/B and 8 tooth speedometer drive gear | 8 | 302 | PEA-AZ | C4 | A70.3 | A70.1 | ★ D3UP 7000-SA | ★ D3UP 7003-SA r/bdetails |
| E300 -- 123" W/B and 8 tooth speedometer drive gear | 8 | 302 | PEA-AZ1 | C4 | A70.3 | A70.1 | ★ D3UP 7000-SB | ★ D3UP 7003-SB r/bdetails |
| E300 -- 105" W/B and 6 tooth speedometer drive gear | 6 | 300 | PEA-AR1 | C4 | A70.3 | 170.1 | ★ D3UP 7000-JA | ★ D3UP 7003-JA r/bD3UP 7003-JB † |
| E300 -- 105" W/B and 6 tooth speedometer drive gear | 6 | 300 | PEA-AR2 | C4 | A70.3 | A70.1 | ★ D3UP 7000-JB | ★ D3UP 7003-JB r/bdetails |
| E300 -- 123" W/B and 6 tooth speedometer drive gear | 6 | 300 | PEA-AT1 | C4 | A70.3 | A70.1 | ★ D3UP 7000-LA | ★ D3UP 7003-LA |
| E300 -- 123" W/B and 6 tooth speedometer drive gear | 6 | 300 | PEA-AT2 | C4 | A70.3 | A70.1 | ★ D3UP 7000-LB | ★ D3UP 7003-LB r/bdetails |
| F SERIES | | | | | | | | |
| F100 -- 8 tooth speedometer drive gear | 6 | 240 | PEA-J7 | C4 | A70.3 | A70.1 | ★ D3TP 7000-EA | ★ D3TP 7003-EA r/bdetails |
| F100 -- 6 tooth speedometer drive gear | 8 | 302 | PEA-F7 | C4 | A70.3 | A70.1 | ★ D3TP 7000-DA | ★ D3TP 7003-DA r/bdetails |

1973/79
TRUCK SERIES 100/500

AUTOMATIC TRANSMISSION

TRANSMISSION APPLICATION CHART

| MODEL | ENGINE | | TRANSMISSION | | PARTS LIST | ILLUS. SEC. | TRANSMISSION ASSEMBLY | | | |
|--|--------|--------------------|--------------|------|------------|-------------|-----------------------|----------------------|----------------------|--------------------|
| | CYL. | C.I.D. (C.C.D.) | IDENT. | TYPE | | | INCLUDES CONVERTER | | LESS %CONVERTER | |
| 1973 — Cont'd | | | | | | | | | | |
| F SERIES | | | | | | | | | | |
| F100 -- 6 tooth speedometer drive gear | 8 | 302 | PEA-F8 | C4 | A70.3 | A70.1 | ★ D3TP r/bdetails | 7000-DB | ★ D3TP r/bdetails | 7003-DB |
| F100 -- 8 tooth speedometer drive gear | 8 | 302 | PEA-K7 | C4 | A70.3 | A70.1 | ★ D3TP r/bdetails | 7000-FA | ★ D3TP r/bdetails | 7003-FA |
| F100 -- 8 tooth speedometer drive gear | 8 | 302 | PEA-K8 | C4 | A70.3 | A70.1 | ★ D3TP r/bdetails | 7000-FB | ★ D3TP r/bdetails | 7003-FB |
| F100 -- 4/W/D | 8 | 360 | PGB-AW | C6 | A70.4 | A70.2 | ★ D3TP r/bdetails | 7000-RA | ★ D3TP r/bdetails | 7003-RA |
| F100 -- 8 tooth speedometer drive gear | 8 | 360,390 | PGB-AC8 | C6 | A70.4 | A70.2 | ★ D3TP r/bdetails | 7000-JA | ★ D3TP r/bdetails | 7003-JA |
| F100 -- 8 tooth speedometer drive gear | 8 | 460 | PJD-K | C6 | A70.4 | A70.2 | ★ D3TP r/bdetails | 7000-ADA | ★ D3TP r/bdetails | 7003-ADA |
| F250 -- 6 tooth speedometer drive gear | 6 | 300 | PEA-BA | C4 | A70.3 | A70.1 | ★ D3TP r/bdetails | 7000-ZA | ★ D3TP r/bdetails | 7003-ZA |
| F250 -- 6 tooth speedometer drive gear | 6 | 300 | PEA-BA1 | C4 | A70.3 | A70.1 | ★ D3TP r/bdetails | 7000-ZB | ★ D3TP r/bdetails | 7003-ZB |
| F250 -- 8 tooth speedometer drive gear | 6 | 300 | PEA-BB | C4 | A70.3 | A70.1 | ★ D3TP r/bdetails | 7000-AAA | ★ D3TP r/bdetails | 7003-AAA |
| F250 -- 8 tooth speedometer drive gear | 6 | 300 | PEA-BB1 | C4 | A70.3 | A70.1 | ★ D3TP r/bdetails | 7000-AAB | ★ D3TP r/bdetails | 7003-AAB |
| F250 -- 4/W/D | 8 | 360 | PGB-AY | C6 | A70.4 | A70.2 | ★ D3TP r/bD3TP | 7000-PA 7003-PA † | ★ D3TP r/bdetails | 7003-PA |
| F250/350 -- 6 tooth speedometer drive gear | 8 | 360,390 | PGB-BB | C6 | A70.4 | A70.2 | ★ D3TP r/bdetails | 7000-UA | ★ D3TP r/bdetails | 7003-UA |
| F250/350 -- 6 tooth speedometer drive gear | 8 | 460 | PJD-J | C6 | A70.4 | A70.2 | ★ D3TP r/bdetails | 7000-ABA | ★ D3TP r/bdetails | 7003-ABA |
| F250/350 -- 8 tooth speedometer drive gear | 8 | 360,390 | PGB-BC | C6 | A70.4 | A70.2 | ★ D3TP r/bdetails | 7000-VA | ★ D3TP r/bdetails | 7003-VA |
| F250/350 -- 8 tooth speedometer drive gear | 8 | 460 | PJD-L | C6 | A70.4 | A70.2 | ★ D3TP r/bdetails | 7000-ACA | ★ D3TP r/bdetails | 7003-ACA |
| F350 | 6 | 300 | PHC-B | FMX | A70.2 | A70 | ★ D3TP r/bdetails | 7000-HA | ★ D3TP r/bdetails | 7003-HA |
| F350- "Before Ser. S40,001" | 6 | 300 | PHC-B1 | FMX | A70.2 | A70 | ★ D3TP r/bdetails | 7000-HB | ★ D3TP r/bdetails | 7003-HB |
| F350- "From Ser. S40,001" | 6 | 300 | PHC-B1 | FMX | A70.2 | A70 | ★ D3TP r/bdetails | 7000-HC | ★ D3TP r/bdetails | 7003-HC |
| F500 | 8 | 330 | PGB-AP5 | C6 | A70.4 | A70.2 | ★ D3TP r/bdetails | 7000-NB | ★ D3TP r/bdetails | 7003-NB |
| P SERIES | | | | | | | | | | |
| P350/500 | 6 | 300 | PHC-A | FMX | A70.2 | A70 | ★ D3TP r/bD3TP | 7000-GA 7003-GB † | ★ D3TP r/bD3TP | 7003-GA 7003-GB |
| P350/500- "Before Ser. S40,001" | 6 | 300 | PHC-A1 | FMX | A70.2 | A70 | ★ D3TP r/bD3TP | 7000-GB 7000-GC † | ★ D3TP r/bD3TP | 7003-GB 7003-GC |
| P350/500- "From Ser. S40,001" | 6 | 300 | PHC-A1 | FMX | A70.2 | A70 | ★ D3TP r/bdetails | 7000-GC | ★ D3TP r/bdetails | 7003-GC |

TRANSFER CASE

For Model Application and Parts Lists Information Refer to Section 70

1974

E SERIES

| | | | | | | | | | | |
|--|---|-----|---------|----|-------|-------|----------------------|---------|----------------------|---------|
| E100/300 -- 105" W/B and 6 tooth speedometer drive gear -exc. California | 6 | 240 | PEA-AG3 | C4 | A70.3 | A70.1 | ★ D4UP r/bdetails | 7000-AA | ★ D4UP r/bdetails | 7003-AA |
| E100/300 -- 105" W/B and 8 tooth speedometer drive gear -exc. California | 6 | 240 | PEA-AH3 | C4 | A70.3 | A70.1 | ★ D4UP r/bdetails | 7003-BA | ★ D4UP r/bdetails | 7003-BA |

1973/79
TRUCK SERIES 100/500

SECTION A70 5

AUTOMATIC TRANSMISSION

TRANSMISSION APPLICATION CHART

| MODEL | ENGINE | | TRANSMISSION | | PARTS LIST | ILLUS. SEC. | TRANSMISSION ASSEMBLY | |
|---|--------|--------------------|--------------|------|------------|-------------|-------------------------------|-------------------------------|
| | CYL. | C.I.D. (C.C.D.) | IDENT. | TYPE | | | INCLUDES CONVERTER | LESS %CONVERTER |
| 1974 — Cont'd | | | | | | | | |
| E SERIES | | | | | | | | |
| E100/300 -- 123" W/B and 6 tooth speedometer drive gear --exc. California | 6 | 240 | PEA-R7 | C4 | A70.3 | A70.1 | ★ D4UP 7000-LA r/bdetails | ★ D4UP 7003-LA r/bdetails |
| E100/300 -- 123" W/B and 8 tooth speedometer drive gear --exc. California | 6 | 240 | PEA-S7 | C4 | A70.3 | A70.1 | ★ D4UP 7000-MA r/bdetails | ★ D4UP 7003-MA r/bdetails |
| E300 -- 105" W/B and 6 tooth speedometer drive gear --exc. California | 8 | 302 | PEA-AJ4 | C4 | A70.3 | A70.1 | ★ D4UP 700-CA r/bdetails | ★ D4UP 7003-CA r/bdetails |
| E300 -- 105" W/B and 6 tooth speedometer drive gear | 8 | 302 | PEA-AV2 | C4 | A70.3 | A70.1 | ★ D4UP 7000-GA r/bdetails | ★ D4UP 7003-GA r/bdetails |
| E100/300 -- 105" W/B and 8 tooth speedometer drive gear --exc. California | 8 | 302 | PEA-AK4 | C4 | A70.3 | A70.1 | ★ D4UP 7000-DA r/bdetails | ★ D4UP 7003-DA r/bdetails |
| E100/300 -- 105" W/B and 8 tooth speedometer drive gear --California only | 8 | 302 | PEA-BF | C4 | A70.3 | A70.1 | ★ D4UP 7000-SA r/bdetails | ★ D4UP 7003-SA r/bdetails |
| E300 -- 105" W/B and 8 tooth speedometer drive gear | 8 | 302 | PEA-AW2 | C4 | A70.3 | A70.1 | ★ D4UP 7000-HA r/bdetails | ★ D4UP 7003-HA r/bdetails |
| E300 -- 123" W/B and 6 tooth speedometer drive gear | 8 | 302 | PEA-AY2 | C4 | A70.3 | A70.1 | ★ D4UP 7000-JA r/bdetails | ★ D4UP 7003-JA r/bdetails |
| E100/300 -- 123" W/B and 6 tooth speedometer drive gear --exc. California | 8 | 302 | PEA-T8 | C4 | A70.3 | A70.1 | ★ D4UP 7000-NA r/bdetails | ★ D4UP 7003-NA r/bdetails |
| E100/300 -- 123" W/B and 8 tooth speedometer drive gear --exc. California | 8 | 302 | PEA-U8 | C4 | A70.3 | A70.1 | ★ D4UP 7000-PA r/bdetails | ★ D4UP 7003-PA r/bdetails |
| E100/300 -- 123" W/B and 8 tooth speedometer drive gear --California only | 8 | 302 | PEA-BL | C4 | A70.3 | A70.1 | ★ D4UP 7000-UA r/bdetails | ★ D4UP 7003-UA r/bdetails |
| E300 -- 123" W/B and 8 tooth speedometer drive gear | 8 | 302 | PEA-AZ2 | C4 | A70.3 | A70.1 | ★ D4UP 7000-KA r/bdetails | ★ D4UP 7003-KA r/bdetails |
| E300 -- 105" W/B and 6 tooth speedometer drive gear | 6 | 300 | PEA-AR3 | C4 | A70.3 | A70.1 | ★ D4UP 7000-EA r/bdetails | ★ D4UP 7003-EA r/bdetails |
| E300 -- 123" W/B and 6 tooth speedometer drive gear | 6 | 300 | PEA-AT3 | C4 | A70.3 | A70.1 | ★ D4UP 7000-FA r/bdetails | ★ D4UP 7003-FA r/bdetails |
| F SERIES | | | | | | | | |
| F100 -- 6 tooth speedometer drive gear--exc. California | 6 | 240 | PEA-AN1 | C4 | A70.3 | A70.1 | ★ D4TP 7000-FA r/bdetails | ★ D4TP 7003-FA r/bdetails |
| F100 -- 8 tooth speedometer drive gear--exc. California | 6 | 240 | PEA-J8 | C4 | A70.3 | A70.1 | ★ D4TP 7000-LA r/bdetails | ★ D4TP 7003-LA r/bdetails |
| F100 -- 6 tooth speedometer drive gear--California only | 8 | 302 | PEA-BH | C4 | A70.3 | A70.1 | ★ D4TP 7000-ACA r/bdetails | ★ D4TP 7003-ACA r/bdetails |
| F100 -- 6 tooth speedometer drive gear--exc. California | 8 | 302 | PEA-F9 | C4 | A70.3 | A70.1 | ★ D4TP 7000-KA r/bdetails | ★ D4TP 7003-KA r/bdetails |
| F100 -- 8 tooth speedometer drive gear--California only | 8 | 302 | PEA-BJ | C4 | A70.3 | A70.1 | ★ D4TP 7000-ADA r/bdetails | ★ D4TP 7003-ADA r/bdetails |
| F100 -- 8 tooth speedometer drive gear--exc. California | 8 | 302 | PEA-K9 | C4 | A70.3 | A70.1 | ★ D4TP 7000-NA r/bdetails | ★ D4TP 7003-NA r/bdetails |
| F100 -- 4/W/D speedometer drive gear | 8 | 360 | PGB-BH | C6 | A70.4 | A70.2 | ★ D4TP 7000-AGA r/bdetails | ★ D4TP 7003-AGA r/bdetails |
| F100 -- 8 tooth speedometer drive gear--exc. California | 8 | 360 | PGB-AC9 | C6 | A70.4 | A70.2 | ★ D4TP 7000-PA r/bdetails | ★ D4TP 7003-PA r/bdetails |

1973/79
TRUCK SERIES 100/500

AUTOMATIC TRANSMISSION

TRANSMISSION APPLICATION CHART

| MODEL | ENGINE | | TRANSMISSION | | PARTS LIST | ILLUS. SEC. | TRANSMISSION ASSEMBLY | | | |
|--|--------|--------------------|--------------|------|------------|-------------|-----------------------|----------|----------------------|----------|
| | CYL. | C.I.D. (C.C.D.) | IDENT. | TYPE | | | INCLUDES CONVERTER | | LESS %CONVERTER | |
| 1974 — Cont'd | | | | | | | | | | |
| F SERIES | | | | | | | | | | |
| F100 -- 4/W/D | 8 | 360 | PGB-BJ | C6 | A70.4 | A70.2 | ★ D4TP r/bdetails | 7000-AJA | ★ D4TP r/bdetails | 7003-AJA |
| F100 -- 4/W/D | 8 | 360 | PGB-AW1 | C6 | A70.4 | A70.2 | ★ D4TP r/bdetails | 7000-ANA | ★ D4TP r/bdetails | 7003-ANA |
| F100 -- 8 tooth speedometer drive gear | 8 | 360,390 | PGB-BF | C6 | A70.4 | A70.2 | ★ D4TP r/bdetails | 7000-AEA | ★ D4TP r/bdetails | 7003-AEA |
| F100 -- 8 tooth speedometer drive gear—exc. California | 8 | 460 | PJD-K1 | C6 | A70.4 | A70.2 | ★ D4TP r/bdetails | 7000-ZA | ★ D4TP r/bdetails | 7003-ZA |
| F100 -- 2/W/D | 8 | 390 | PGB-BK | C6 | A70.4 | A70.2 | ★ D4TP r/bdetails | 7000-AKA | ★ D4TP r/bdetails | 7003-AKA |
| F100 -- 6 tooth speedometer drive gear—exc. California | 8 | 302 | PHC-E | FMX | A70.2 | A70 | ★ D4TP r/bdetails | 7000-ASA | ★ D4TP r/bdetails | 7003-ASA |
| F100 -- 8 tooth speedometer drive gear—exc. California | 8 | 302 | PHC-D | FMX | A70.2 | A70 | ★ D4TP r/bdetails | 7000-ARA | ★ D4TP r/bdetails | 7003-ARA |
| F100 -- 6 tooth speedometer drive gear—California | 8 | 302 | PHC-G | FMX | A70.2 | A70 | ★ D4TP r/bdetails | 7000-AUA | ★ D4TP r/bdetails | 7003-AUA |
| F100 -- 8 tooth speedometer drive gear—California | 8 | 302 | PHC-F | FMX | A70.2 | A70 | ★ D4TP r/bdetails | 7000-ATA | ★ D4TP r/bdetails | 7003-ATA |
| F250 -- 8 tooth speedometer drive gear | 6 | 300 | PEA-BB2 | C4 | A70.3 | A70.1 | ★ D4TP r/bdetails | 7000-JA | ★ D4TP r/bdetails | 7003-JA |
| F250 -- 4/W/D—8 tooth speedometer drive gear | 8 | 360 | PGB-AY1 | C6 | A70.4 | A70.2 | ★ D4TP r/bdetails | 7000-TA | ★ D4TP r/bdetails | 7003-TA |
| F100/350 -- 8 tooth speedometer drive gear | 8 | 460 | PJD-L1 | C6 | A70.4 | A70.2 | ★ D4TP r/bdetails | 7000-AAA | ★ D4TP r/bdetails | 7003-AAA |
| F250/350 -- 6 tooth speedometer drive gear | 8 | 460 | PJD-J1 | C6 | A70.4 | A70.2 | ★ D4TP r/bdetails | 7000-YA | ★ D4TP r/bdetails | 7003-YA |
| F250/350 -- 6 tooth speedometer drive gear | 8 | 360,390 | PGB-BB1 | C6 | A70.4 | A70.2 | ★ D4TP r/bdetails | 7000-UA | ★ D4TP r/bdetails | 7003-UA |
| F250/350 -- 6 tooth speedometer drive gear | 8 | 390-4B | PGB-BM | C6 | A70.4 | A70.2 | ★ D4TP r/bdetails | 7000-ALA | ★ D4TP r/bdetails | 7003-ALA |
| F250/350 -- 8 tooth speedometer drive gear | 8 | 360,390 | PGB-BC1 | C6 | A70.4 | A70.2 | ★ D4TP r/bdetails | 7000-VA | ★ D4TP r/bdetails | 7003-VA |
| F250/350 -- 8 tooth speedometer drive gear | 8 | 390-4/b | PGB-BN | C6 | A70.4 | A70.2 | ★ D4TP r/bdetails | 7000-AMA | ★ D4TP r/bdetails | 7003-AMA |
| F350 | 6 | 300 | PHC-B2 | FMX | A70.2 | A70 | ★ D4TP r/bdetails | 7000-BA | ★ D4TP r/bdetails | 7003-BA |
| F350 | 6 | 300 | PHC-B1 | FMX | A70.2 | A70 | ★ D3TP r/bdetails | 7000-HC | ★ D3TP r/bdetails | 7003-HC |
| P SERIES | | | | | | | | | | |
| P350/500 | 6 | 300 | PHC-A2 | FMX | A70.2 | A70 | ★ D4TP r/bdetails | 7000-AA | ★ D4TP r/bdetails | 7003-AA |
| P350/500 | 6 | 300 | PHC-A1 | FMX | A70.2 | A70 | ★ D3TP r/bdetails | 7000-GC | ★ D3TP r/bdetails | 7003-GC |

TRANSFER CASE

For Model Application and Parts Lists Information Refer to Section 70

1975

E SERIES

| | | | | | | | | | | |
|--|---|-----|---------|----|-------|-------|--------|----------|--------|----------|
| E100 -- 8 tooth speedometer drive gear | 6 | 300 | PEA-AH4 | C4 | A70.3 | A70.1 | ★ D5UP | 7000-BA | ★ D5UP | 7003-BA |
| E150 -- 8 tooth speedometer drive gear | 6 | 300 | PEA-BU | C4 | A70.3 | A70.1 | ★ D5UP | 7000-AFA | ★ D5UP | 7003-AFA |
| E100 -- 8 tooth speedometer drive gear exc. California | 8 | 351 | PGD-G | C6 | A70.4 | A70.2 | ★ D5UP | 7000-GA | ★ D5UP | 7003-GA |

1973/79
TRUCK SERIES 100/500

SECTION A70 7

AUTOMATIC TRANSMISSION

TRANSMISSION APPLICATION CHART

| MODEL | ENGINE | | TRANSMISSION | | PARTS LIST | ILLUS. SEC. | TRANSMISSION ASSEMBLY | | | |
|--|--------|--------------------|----------------------|------|------------|-------------|-----------------------|----------|-----------------|----------|
| | CYL. | C.I.D. (C.C.D.) | IDENT. | TYPE | | | INCLUDES CONVERTER | | LESS %CONVERTER | |
| 1975 — Cont'd | | | | | | | | | | |
| E SERIES | | | | | | | | | | |
| E100 -- 8 tooth speedometer drive gear—California only | 8 | 351 | PGD-H | C6 | A70.4 | A70.2 | ★ D5UP | 7000-HA | ★ D5UP | 7003-HA |
| E150 -- 6 tooth speedometer drive gear | 8 | 351 | PGD-T | C6 | A70.4 | A70.2 | ★ D5UP | 7000-JA | ★ D5UP | 7003-JA |
| E150 -- 8 tooth speedometer drive gear | 8 | 351 | PGD-V | C6 | A70.4 | A70.2 | ★ D5UP | 7000-LA | ★ D5UP | 7003-LA |
| E250/350 -- 6 tooth speedometer drive gear | 8 | 351 | PGD-N | C6 | A70.4 | A70.2 | ★ D5UP | 7000-NA | ★ D5UP | 7003-NA |
| E250/350 -- 8 tooth Speedometer drive gear | 8 | 351 | PGD-R | C6 | A70.4 | A70.2 | ★ D5UP | 7000-RA | ★ D5UP | 7003-RA |
| E150/350 -- 6 tooth speedometer drive gear | 8 | 460 | PJD-W | C6 | A70.4 | A70.2 | ★ D5UP | 7000-TA | ★ D5UP | 7003-TA |
| E150/350 -- 8 tooth speedometer drive gear | 8 | 460 | PJD-Z | C6 | A70.4 | A70.2 | ★ D5UP | 7000-VA | ★ D5UP | 7003-VA |
| E250/350 -- 6 tooth speedometer drive gear | 6 | 300 | PGD-A,A1 | C6 | A70.4 | A70.2 | ★ D5UP | 7000-YA | ★ D5UP | 7003-YA |
| E150/350 -- 8 tooth speedometer drive gear | 6 | 300 | PGD-C,C1 | C6 | A70.4 | A70.2 | ★ D5UP | 7000-AAA | ★ D5UP | 7003-AAA |
| F SERIES | | | | | | | | | | |
| F100 -- 6 tooth speedometer drive gear | 6 | 300 | PEA-AN2 | C4 | A70.3 | A70.1 | ★ D5TP | 7000-AA | ★ D5TP | 7003-AA |
| F100 -- 8 tooth speedometer drive gear | 6 | 300 | PEA-J9 | C4 | A70.3 | A70.1 | ★ D5TP | 7000-BA | ★ D5TP | 7003-BA |
| F100 -- 8 tooth speedometer drive gear | 6 | 300 | PEA-BW | C4 | A70.3 | A70.1 | ★ D5TP | 7000-BEA | D5TP | 7003-BEA |
| F100 -- 6 tooth speedometer drive gear | 8 | 302 | PEA-F10 | C4 | A70.3 | A70.1 | ★ D5TP | 7000-ANA | ★ D5TP | 7003-ANA |
| F100 -- 8 tooth speedometer drive gear | 8 | 302 | PEA-K10 | C4 | A70.3 | A70.1 | ★ D5TP | 7000-APA | ★ D5TP | 7003-APA |
| F100 -- 8 tooth speedometer drive gear | 8 | 360 | PGB-AC10, AC11, AC12 | C6 | A70.4 | A70.2 | ★ D5TP | 7000-VA | ★ D5TP | 7003-VA |
| F100 -- 2/W/D 8 tooth speedometer gear—exc. California | 8 | 360 | PGB-CH | C6 | A70.4 | A70.2 | ★ D5TP | 7000-AZA | ★ D5TP | 7003-AZA |
| F100 -- 4/W/D | 8 | 360 | PGB-BJ2 | C6 | A70.4 | A70.2 | ★ D5TP | 7000-LA | ★ D5TP | 7003-LA |
| F100 -- 4/W/D—exc. California | 8 | 360 | PGB-BH1 | C6 | A70.4 | A70.2 | ★ D5TP | 7000-AYA | ★ D5TP | 7003-AYA |
| F100 -- 2/W/D—8 tooth speedometer drive gear—California only | 8 | 390-2/B | PGB-BK1, BK2, BK3 | C6 | A70.4 | A70.2 | ★ D5TP | 7000-NA | ★ D5TP | 7003-NA |
| F100 -- 2/W/D—8 tooth speedometer gear—exc. California | 8 | 390-2B | PGB-CJ | C6 | A70.4 | A70.2 | ★ D5TP | 7000-BAA | ★ D5TP | 7003-BAA |
| F100 -- 8 tooth speedometer drive gear -- exc. California | 8 | 302 | PHC-D1 | FMX | A70.2 | A70 | ★ D5TP | 7000-AGA | ★ D5TP | 7003-AGA |
| F150/250 -- 6 tooth speedometer drive gear | 6 | 300 | PEA-BA3 | C4 | A70.3 | A70.1 | ★ D5TP | 7000-AJA | ★ D5TP | 7003-AJA |
| F150/250 -- 8 tooth speedometer drive gear | 6 | 300 | PEA-BB3 | C4 | A70.3 | A70.1 | ★ D5TP | 7000-AKA | ★ D5TP | 7003-AKA |
| F250 -- 4/W/D | 8 | 360 | PGB-AY3 | C6 | A70.4 | A70.2 | ★ D5TP | 7000-EA | ★ D5TP | 7003-EA |
| F150/350 -- 8 tooth speedometer drive gear | 8 | 460 | PJD-L3, L4 | C6 | A70.4 | A70.2 | ★ D5TP | 7000-AEA | ★ D5TP | 7003-AEA |
| F150/350 -- 8 tooth speedometer drive gear | 8 | 460 | PJD-L5, L6 | C6 | A70.4 | A70.2 | ★ D5TP | 7000-BDA | ★ D5TP | 7003-BDA |
| F150/350 -- 6 tooth speedometer drive gear | 8 | 460 | PJD-J3, J4 | C6 | A70.4 | A70.2 | ★ D5TP | 7000-AAA | ★ D5TP | 7003-AAA |

1973/79
TRUCK SERIES 100/500

AUTOMATIC TRANSMISSION

TRANSMISSION APPLICATION CHART

| MODEL | ENGINE | | TRANSMISSION | | PARTS LIST | ILLUS. SEC. | TRANSMISSION ASSEMBLY | |
|---|--------|--------------------|---------------------|------|------------|-------------|-----------------------|--------------------|
| | CYL. | C.I.D. (C.C.D.) | IDENT. | TYPE | | | INCLUDES CONVERTER | LESS %CONVERTER |
| 1975 — Cont'd | | | | | | | | |
| F SERIES | | | | | | | | |
| F150/350 -- 6 tooth speedometer drive gear | 8 | 460 | PJD-J5, J6 | C6 | A70.4 | A70.2 | ★ D5TP 7000-BCA | ★ D5TP 7003-BCA |
| F150/350 -- 6 tooth speedometer drive gear | 8 | 360 | PGB-BB2, BB3 | C6 | A70.4 | A70.2 | ★ D5TP 7000-GA | ★ D5TP 7003-GA |
| F150/350 -- 6 tooth speedometer drive gear | 8 | 390-4B | PGB-BM1, BM2 | C6 | A70.4 | A70.2 | ★ D5TP 7000-RA | ★ D5TP 7003-RA |
| F150/350 -- 8 tooth speedometer drive gear | 8 | 360 | PGB-BC2, BC3,BC4 | C6 | A70.4 | A70.2 | ★ D5TP 7000-JA | ★ D5TP 7003-JA |
| F150/350 -- 8 tooth speedometer drive gear | 8 | 390-4/B | PGB-BN1, BN2,BN3 | C6 | A70.4 | A70.2 | ★ D5TP 7000-TA | ★ D5TP 7003-TA |
| F350 | 6 | 300 | PHC-B2 | FMX | A70.2 | A70 | ★ D5TP 7000-ACA | D5TP 7003-ACA |
| M SERIES | | | | | | | | |
| M450/500 | 8 | 360 | PGB-AR5 | C6 | A70.4 | A70.2 | ★ D5FP 7000-AA | ★ D5FP 7003-AA |
| M450/500 | 8 | 390-4B | PGB-BL1 | C6 | A70.4 | A70.2 | ★ D5FP 7000-GA | ★ D5FP 7003-GA |
| M450/500 | 8 | 460 | PJD-V1 | C6 | A70.4 | A70.2 | ★ D5FP 7000-JA | ★ D5FP 7003-JA |
| P SERIES | | | | | | | | |
| P350/500 | 6 | 300 | PHC-A2 | FMX | A70.2 | A70 | ★ D5TP 7000-YA | ★ D5TP 7003-YA |
| TRANSFER CASE | | | | | | | | |
| For Model Application and Parts Lists Information Refer to Section 70 | | | | | | | | |
| 1976 | | | | | | | | |
| E SERIES | | | | | | | | |
| E100 -- 8 tooth speedometer drive gear | 6 | 300 | PEA-AH4 | C4 | A70.3 | A70.1 | ★ D5UP 7000-BA | ★ D5UP 7003-BA |
| E100 -- 8 tooth speedometer drive gear | 6 | 300 | PEA-CB | C4 | A70.3 | A70.1 | ★ D6UP 7000-RA | ★ D6UP 7000-RA |
| E150 -- 8 tooth speedometer drive gear | 6 | 300 | PEA-BU | C4 | A70.3 | A70.1 | ★ D5UP 7000-AFA | ★ D5UP 7003-AFA |
| E100 -- 8 tooth- speedometer drive gear | 6 | 300 | PEA-BP | C4 | A70.3 | A70.1 | ★ D6UP 7000-MA | ★ D6UP 7003-MA |
| E100 -- 8 tooth- speedometer drive gear | 6 | 300 | PEA-CA | C4 | A70.3 | A70.1 | ★ D6UP 7000-PA | ★ D6UP 7003-PA |
| E100 -- 8 tooth speedometer drive gear -- exc. Calif. | 8 | 351 | PGD-G,1 | C6 | A70.4 | A70.2 | ★ D5UP 7000-GA | ★ D5UP 7003-GA |
| E100 -- 8 tooth speedometer drive gear -- California only | 8 | 351 | PGD-H,1 | C6 | A70.4 | A70.2 | ★ D5UP 7000-HA | ★ D5UP 7003-HA |
| E100 -- 8 tooth speedometer drive gear | 8 | 351 | PGD-Y,1 | C6 | A70.4 | A70.2 | ★ D6UP 7000-NA | ★ D6UP 7003-NA |
| E150 -- 8 tooth speedometer drive gear | 8 | 351 | PGD-V1,2 | C6 | A70.4 | A70.2 | ★ D5UP 7000-LB | ★ D5UP 7003-LB |
| E250/350 -- 6 tooth speedometer drive gear | 8 | 351 | PGD-N1,2 | C6 | A70.4 | A70.2 | ★ D5UP 7000-NB | ★ D5UP 7003-NB |
| E250/350 -- 8 tooth speedometer drive gear | 8 | 351 | PGD-R1,2 | C6 | A70.4 | A70.2 | ★ D5UP 7000-RB | ★ D5UP 7003-RB |
| E150/350 -- 8 tooth speedometer drive gear | 8 | 460 | PJD-W,1 | C6 | A70.4 | A70.2 | ★ D5UP 7000-TA | ★ D5UP 7003-TA |
| F150/350 -- 8 tooth speedometer drive gear | 8 | 460 | PJD-Z,1 | C6 | A70.4 | A70.2 | ★ D5UP 7000-VA | ★ D5UP 7003-VA |
| E250/350 -- 6 tooth speedometer drive gear -- exc. Calif. | 6 | 300 | PGD-A1,2 | C6 | A70.4 | A70.2 | ★ D5UP 7000-YA | ★ D5UP 7003-YA |
| E150/350 -- and 8 tooth speedometer drive gear -- exc. Calif. | 6 | 300 | PGD-C1,2 | C6 | A70.4 | A70.2 | ★ D5UP 7000-AAA | ★ D5UP 7003-AA |

1973/79
TRUCK SERIES 100/500

AUTOMATIC TRANSMISSION

TRANSMISSION APPLICATION CHART

| MODEL | ENGINE | | TRANSMISSION | | PARTS LIST | ILLUS. SEC. | TRANSMISSION ASSEMBLY | |
|--|--------|--------------------|-----------------|------|------------|-------------|-----------------------|-----------------|
| | CYL. | C.I.D. (C.C.D.) | IDENT. | TYPE | | | INCLUDES CONVERTER | LESS %CONVERTER |
| 1976 — Cont'd | | | | | | | | |
| F SERIES | | | | | | | | |
| F100 -- 6 tooth speedometer drive gear | 6 | 300 | PEA-AN2 | C4 | A70.3 | A70.1 | ★ D5TP 7000-AA | ★ D5TP 7003-AA |
| F100 -- 8 tooth speedometer drive gear | 6 | 300 | PEA-J9 | C4 | A70.3 | A70.1 | ★ D5TP 7000-BA | ★ D5TP 7003-BA |
| F100 -- 8 tooth speedometer drive gear | 6 | 300 | PEA-BW | C4 | A70.3 | A70.1 | ★ D5TP 7000-BEA | ★ D5TP 7003-BEA |
| F100 -- 8 tooth speedometer gear | 6 | 300 | PEA-CC | C4 | A70.3 | A70.1 | ★ D6TP 7000-AHA | ★ D6TP 7003-AHA |
| F100 -- 6 tooth speedometer drive gear | 8 | 302 | PEA-F10 | C4 | A70.3 | A70.1 | ★ D5TP 7000-ANA | ★ D5TP 7003-ANA |
| F100 -- 8 tooth speedometer drive gear | 8 | 302 | PEA-K10 | C4 | A70.3 | A70.1 | ★ D5TP 7000-APA | ★ D5TP 7003-APA |
| F100 -- 8 tooth speedometer drive gear | 6 | 300 | PEA-BY | C4 | A70.3 | A70.1 | ★ D6TP 7000-ADA | ★ D6TP 7003-ADA |
| F100 -- 8 tooth speedometer drive gear | 6 | 300 | PEA-BZ | C4 | A70.3 | A70.1 | ★ D6TP 7000-AGA | ★ D6TP 7003-AGA |
| F100 -- 8 tooth speedometer drive gear | 8 | 360 | PGB-AC12, 13,14 | C6 | A70.4 | A70.2 | ★ D5TP 7000-VA | ★ D5TP 7003-VA |
| F100 -- 2 W/D 8 tooth speedometer gear—exc. California | 8 | 360 | PGB-CH1, 2, | C6 | A70.4 | A70.2 | ★ D5TP 7000-AZA | ★ D5TP 7003-AZA |
| F100 -- 4/W/D | 8 | 360 | PGB-BJ2, 3,4 | C6 | A70.4 | A70.2 | ★ D5TP 7000-LA | ★ D5TP 7003-LA |
| F100 -- 4/W/D | 8 | 360 | PGB-CL,1 2 | C6 | A70.4 | A70.2 | ★ D6TP 7000-AFA | ★ D6TP 7003-AFA |
| F100 -- 2 W/D—8 tooth speedometer drive gear—California only | 8 | 390-2/B | PGB-BK3 | C6 | A70.4 | A70.2 | ★ D5TP 7000-NA | ★ D5TP 7003-NA |
| F100 -- 2/W/D—8 tooth speedometer gear | 8 | 390-2B | PGB-CJ2, 3,4 | C6 | A70.4 | A70.2 | ★ D6TP 7000-ACA | ★ D6TP 7003-ACA |
| F100 -- 8 tooth speedometer drive gear -- exc. California | 8 | 302 | PHC-D1 | FMX | A70.2 | A70 | ★ D5TP 7000-AGA | ★ D5TP 7003-AGA |
| F100 -- 2/W/D—8 tooth speedometer drive gear | 8 | 360 | PGB-CH3, 4,5 | C6 | A70.4 | A70.2 | ★ D6TP 7000-AEA | ★ D6TP 7003-AEA |
| F150/250 -- 6 tooth speedometer drive gear | 6 | 300 | PEA-BA3 | C4 | A70.3 | A70.1 | ★ D5TP 7000-AJA | ★ D5TP 7003-AJA |
| F150/250 -- 8 tooth speedometer drive gear | 6 | 300 | PEA-BB3,4 | C4 | A70.3 | A70.1 | ★ D5TP 7000-AKA | ★ D5TP 7003-AKA |
| F250 -- 4/W/D | 8 | 360 | PGB-AY3,4 | C6 | A70.4 | A70.2 | ★ D5TP 7000-EA | ★ D5TP 7003-EA |
| F150/350 -- 8 tooth speedometer drive gear | 8 | 460 | PJD-L5,6 | C6 | A70.4 | A70.2 | ★ D5TP 7000-BDA | ★ D5TP 7003-BDA |
| F150/350 -- 6 tooth speedometer drive gear | 8 | 460 | PJD-J5,6 | C6 | A70.4 | A70.2 | ★ D5TP 7000-BCA | ★ D5TP 7003-BCA |
| F150 -- 4/W/D | 8 | 360 | PGB-CK,1 | C6 | A70.4 | A70.2 | ★ D6TP 7000-ABA | ★ D6TP 7003-ABA |
| F150/350 -- 6 tooth speedometer drive gear | 8 | 360 | PGB-BB3, 4 | C6 | A70.4 | A70.2 | ★ D5TP 7000-GA | ★ D5TP 7003-GA |
| F150/350 -- 6 tooth speedometer drive gear | 8 | 390-4B | PGB-BM2, 3 | C6 | A70.4 | A70.2 | ★ D5TP 7000-RA | ★ D5TP 7003-RA |
| F150/350 -- 8 tooth speedometer drive gear | 8 | 360 | PGB-BC4, 5 | C6 | A70.4 | A70.2 | ★ D5TP 7000-JA | ★ D5TP 7003-JA |
| F150/350 -- 8 tooth speedometer drive gear | 8 | 390-B | PGB-BN3, 4 | C6 | A70.4 | A70.2 | ★ D5TP 7000-TA | ★ D5TP 7003-TA |
| F350 | 6 | 300 | PHC-B2 | FMX | A70.2 | A70 | ★ D5TP 7000-ACA | ★ D5TP 7003-ACA |

1973/79
TRUCK SERIES 100/500

AUTOMATIC TRANSMISSION

TRANSMISSION APPLICATION CHART

| MODEL | ENGINE | | TRANSMISSION | | PARTS LIST | ILLUS. SEC. | TRANSMISSION ASSEMBLY | | | |
|--|--------|--------------------|--------------------|------|------------|-------------|-----------------------|----------|-----------------|----------|
| | CYL. | C.I.D. (C.C.D.) | IDENT. | TYPE | | | INCLUDES CONVERTER | | LESS %CONVERTER | |
| 1976 — Cont'd | | | | | | | | | | |
| M SERIES | | | | | | | | | | |
| M450/500 | 8 | 360 | PGB-AR6,7 | C6 | A70.4 | A70.2 | ★ D5FP | 7000-AA | ★ D5FP | 7003-AA |
| M450/500 | 8 | 390-4B | PGB-BL2, 3,4 | C6 | A70.4 | A70.2 | ★ D5FP | 7000-GA | ★ D5FP | 7003-GA |
| M450/500 | 8 | 460 | PJD-V2,3 | C6 | A70.4 | A70.2 | ★ D5FP | 7000-JA | ★ D5FP | 7003-JA |
| P SERIES | | | | | | | | | | |
| P350/500 | 6 | 300 | PHC-A2 | FMX | A70.2 | A70 | ★ D5TP | 7000-YA | ★ D5TP | 7003-YA |
| NOTE: C6 Type transmissions listed below are 1977 Design used in 1976 vehicles | | | | | | | | | | |
| E SERIES | | | | | | | | | | |
| E250/350 -- 6 tooth speedo. drive gear | 6 | 300 | PGD-A3,4 | C6 | A70.4 | A70.2 | ★ D5UP | 7000-YA | ★ D5UP | 7003-YA |
| E100/350 -- 8 tooth speedo. drive gear | 6 | 300 | PGD-C3,4, 5 | C6 | A70.4 | A70.2 | ★ D5UP | 7000-AAA | ★ D5UP | 7003-AAA |
| E100 -- 8 tooth speedo. drive gear | 8 | 351 | PGD-G2,3 | C6 | A70.4 | A70.2 | ★ D5UP | 7000-GA | ★ D5UP | 7003-GA |
| E100 -- 8 tooth speedo. drive gear | 8 | 351 | PGD-H2 | C6 | A70.4 | A70.2 | ★ D5UP | 7000-HA | ★ D5UP | 7003-HA |
| E250/350 -- 6 tooth speedo. drive gear | 8 | 351 | PGD-N3,4, 5 | C6 | A70.4 | A70.2 | ★ D5UP | 7000-NB | ★ D5UP | 7003-NB |
| E250/350 -- 8 tooth speedo. drive gear | 8 | 351 | PGD-R3,4, 5 | C6 | A70.4 | A70.2 | ★ D5UP | 7000-RB | ★ D5UP | 7003-RB |
| E150 -- 8 tooth speedo. drive gear | 8 | 351 | PGD-V3,4, 5 | C6 | A70.4 | A70.2 | ★ D5UP | 7000-LB | ★ D5UP | 7003-LB |
| E100 -- 8 tooth speedo. drive gear | 8 | 351 | PGD-Y2,3 | C6 | A70.4 | A70.2 | ★ D6UP | 7000-NA | ★ D6UP | 7003-NA |
| E100 -- 8 tooth speedo. drive gear | 6 | 300 | PGD-Z1,2 | C6 | A70.4 | A70.2 | ★ D6UP | 7000-TA | ★ D6UP | 7003-TA |
| F SERIES | | | | | | | | | | |
| F100 -- 8 tooth speedo. drive gear | 8 | 360 | PGB-AC15, 16,17 | C6 | A70.4 | A70.2 | ★ D5TP | 7000-VA | ★ D5TP | 7003-VA |
| F100 -- 4/W/D | 8 | 360 | PGB-BJ5, 6 | C6 | A70.4 | A70.2 | ★ D5TP | 7000-LA | ★ D5TP | 7003-LA |
| F100 -- 8 tooth speedo. drive gear | 8 | 360 | PGB-CH6, 7,8 | C6 | A70.4 | A70.2 | ★ D6TP | 7000-AEA | ★ D6TP | 7003-AEA |
| F100 -- 8 tooth speedo. drive gear | 8 | 390 | PGB-CJ5, 6,7 | C6 | A70.4 | A70.2 | ★ D6TP | 7000-ACA | ★ D6TP | 7003-ACA |
| F100 -- 4/W/D | 8 | 360 | PGB-CL3, 4,5 | C6 | A70.4 | A70.2 | ★ D6TP | 7000-AFA | ★ D6TP | 7003-AFA |
| F150 -- 4/W/D | 8 | 360 | PGB-CK2, 3,4 | C6 | A70.4 | A70.2 | ★ D6TP | 7000-ABA | ★ D6TP | 7003-ABA |
| F150/350 -- 8 tooth speedo. drive gear | 8 | 360 | PGB-BC6, 7,8 | C6 | A70.4 | A70.2 | ★ D5TP | 7000-JA | ★ D5TP | 7003-JA |
| F150/350 -- 8 tooth speedo. drive gear | 8 | 390 | PGB-BN5, 6,7 | C6 | A70.4 | A70.2 | ★ D5TP | 7000-TA | ★ D5TP | 7003-TA |
| F250 -- 4/W/D | 8 | 360 | PGB-AY5, 6,7 | C6 | A70.4 | A70.2 | ★ D5TP | 7000-EA | ★ D5TP | 7003-EA |
| F250/350 -- 6 tooth speedo. drive gear | 8 | 360 | PGB-BB5, 6,7 | C6 | A70.4 | A70.2 | ★ D5TP | 7000-GA | ★ D5TP | 7003-GA |
| F250/350 -- 6 tooth speedo. drive gear | 8 | 390 | PGB-BM4, 5 | C6 | A70.4 | A70.2 | ★ D5TP | 7000-RA | ★ D5TP | 7003-RA |
| F150/350 -- 6 tooth speedo. drive gear | 8 | 460 | PJD-J7, 8 | C6 | A70.4 | A70.2 | ★ D5TP | 7000-BCA | ★ D5TP | 7003-BCA |

1973/79
TRUCK SERIES 100/500

AUTOMATIC TRANSMISSION

TRANSMISSION APPLICATION CHART

| MODEL | ENGINE | | TRANSMISSION | | PARTS LIST | ILLUS. SEC. | TRANSMISSION ASSEMBLY | |
|-------|--------|--------------------|--------------|------|------------|-------------|-----------------------|-----------------|
| | CYL. | C.I.D. (C.C.D.) | IDENT. | TYPE | | | INCLUDES CONVERTER | LESS %CONVERTER |

1976 — Cont'd

| F SERIES | | | | | | | | | | |
|--|---|-----|----------------|----|-------|-------|--------|----------|--------|----------|
| F150/350 — 8 tooth speedo. drive gear | 8 | 460 | PJD-L7, 8,9 | C6 | A70.4 | A70.2 | ★ D5TP | 7000-BDA | ★ D5TP | 7003-BDA |

TRANSFER CASE

For Model Application and Parts List Information Refer to Section 70

1977

| E SERIES | | | | | | | | | | |
|--|---|-----|------------------|----|-------|-------|--------|------------|--------|------------|
| E100 — 8 tooth speedo. drive gear | 6 | 300 | PEA-BPI | C4 | A70.3 | A70.1 | ★ D7UP | 7000-AA | ★ D7UP | 7003-AA |
| E100/150 — 8 tooth speedo. drive gear | 6 | 300 | PEA-BUI | C4 | A70.3 | A70.1 | ★ D7UP | 7000-BA | ★ D7UP | 7003-BA |
| E150 — 9 tooth speedo. | 6 | 300 | PEA-CG | C4 | A70.3 | A70.1 | ★ D7UP | 7000-UA | ★ D7UP | 7003-UA |
| E150/350 — 8 tooth speedo. drive gear | 6 | 300 | PGD-A5,6 | C6 | A70.4 | A70.2 | ★ D7UP | 7000-EA,EC | ★ D7UP | 7003-EA,EC |
| E150/350 — 8 tooth speedo. drive gear | 6 | 300 | PGD-C6,7 | C6 | A70.4 | A70.2 | ★ D7UP | 7000-FA,FC | ★ D7UP | 7003-FA,FC |
| E250/350 — 6 tooth speedo. drive gear | 8 | 351 | PGD-N6,7, 8 | C6 | A70.4 | A70.2 | ★ D7UP | 7000-JA,JC | ★ D7UP | 7003-JA,JC |
| E250/350 — 8 tooth speedo. drive gear | 8 | 351 | PGD-R6,7, 8,9 | C6 | A70.4 | A70.2 | ★ D7UP | 7000-KA,KC | ★ D7UP | 7003-KA,KC |
| E100 — 8 tooth speedo. drive gear | 8 | 351 | PGD-Y4,5 | C6 | A70.4 | A70.2 | ★ D7UP | 7000-MA,MC | ★ D7UP | 7003-MA,MC |
| E150 — 8 tooth speedo. drive gear | 8 | 351 | PGD-V6,7, 8,9 | C6 | A70.4 | A70.2 | ★ D7UP | 7000-LA,LC | ★ D7UP | 7003-LA,LC |
| E100 — 8 tooth speedo. drive gear | 6 | 300 | PGD-Z3,4 | C6 | A70.4 | A70.2 | ★ D7UP | 7000-NA,NC | ★ D7UP | 7003-NA,NC |
| E100 — 8 tooth speedo. drive gear | 8 | 351 | PGD-AA,1 | C6 | A70.4 | A70.2 | ★ D7UP | 7000-PA,PC | ★ D7UP | 7003-PA,PC |
| E150 — 9 tooth speedo. drive gear | 8 | 351 | PGD-AC1, 2 | C6 | A70.4 | A70.2 | ★ D7UP | 7000-SA | ★ D7UP | 7003-SA |
| E150 — 9 tooth speedo. drive gear | 6 | 300 | PGD-AL | C6 | A70.4 | A70.2 | ★ D7UP | 7000-VA,VC | ★ D7UP | 7003-VA,VC |
| E250/350 — 6 tooth speedo. drive gear | 8 | 460 | PJD-W5,6 | C6 | A70.4 | A70.2 | ★ D7UP | 7000-RA,RC | ★ D7UP | 7003-RA,RC |
| E250/350 — 8 tooth speedo. drive gear | 8 | 460 | PJD-Z5,6 | C6 | A70.4 | A70.2 | ★ D7UP | 7000-TA,TC | ★ D7UP | 7003-TA,TC |

TRANSFER CASE

For Model Application and Parts List Information Refer to Section 70

| F SERIES | | | | | | | | | | |
|--|-----|---------|-----------|----|-------|-------|--------|------------|--------|------------|
| F100/250 — 8 tooth speedo. drive gear | 6 | 300 | PEA-K12 | C4 | A70.3 | A70.1 | ★ D7TP | 7000-AEA | ★ D7TP | 7003-AEA |
| F250 — 9 tooth speedo. | 6 | 300 | PEA-BA4 | C4 | A70.3 | A70.1 | ★ D7TP | 7000-ZA | ★ D7TP | 7003-ZA |
| F100/150 — 9 tooth speedo. drive gear | 6&8 | 300,302 | PEA-CE | C4 | A70.3 | A70.1 | ★ D7TP | 7000-APA | ★ D7TP | 7003-APA |
| F100/150 — 8 tooth speedo. drive gear | 6&8 | 300,302 | PEA-CF | C4 | A70.3 | A70.1 | ★ D7TP | 7000-ARA | ★ D7TP | 7003-ARA |
| F100 — 9 tooth speedo. drive gear—Hi altitude carb. | 8 | 302 | PEA-CJ | C4 | A70.3 | A70.1 | ★ D7TP | 7000-AZA | ★ D7TP | 7003-AZA |
| F100 — 8 tooth speedo. drive gear—Hi altitude carb. | 8 | 302 | PEA-CK | C4 | A70.3 | A70.1 | ★ D7TP | 7000-BAA | ★ D7TP | 7003-BAA |
| F100 — 8 tooth speedo. drive gear | 8 | 351 | PJA-Z,1,2 | C6 | A70.4 | A70.2 | ★ D7TP | 7000-BA,BC | ★ D7TP | 7003-BA,BC |
| F100 — 8 tooth speedo. drive gear | 8 | 351 | PJA-AB,1 | C6 | A70.4 | A70.2 | ★ D7TP | 7000-DA,DC | ★ D7TP | 7003-DA,DC |

1973/79
TRUCK SERIES 100/500

AUTOMATIC TRANSMISSION

TRANSMISSION APPLICATION CHART

| MODEL | ENGINE | | TRANSMISSION | | PARTS LIST | ILLUS. SEC. | TRANSMISSION ASSEMBLY | | | |
|--|--------|--------------------|----------------|------|------------|-------------|-----------------------|----------------------|------------------|----------------------|
| | CYL. | C.I.D. (C.C.D.) | IDENT. | TYPE | | | INCLUDES CONVERTER | | LESS %CONVERTER | |
| 1977 — Cont'd | | | | | | | | | | |
| F SERIES | | | | | | | | | | |
| F100 — 8 tooth speedo. drive gear | 8 | 400 | PJA-AC,1 2 | C6 | A70.4 | A70.2 | ★ D7TP | 7000-EA,EC | ★ D7TP | 7003-EA,EC |
| E250/350 — 6 tooth speedo. drive gear | 8 | 351 | PJA-AE,1 | C6 | A70.4 | A70.2 | ★ D7TP | 7000-GA,GC | ★ D7TP | 7003-GA,GC |
| F100/350 — 8 tooth speedo. drive gear | 8 | 351 | PJA-AF,1 | C6 | A70.4 | A70.2 | ★ D7TP | 7000-HA,HC | ★ D7TP | 7003-HA,HC |
| F250/350 — 6 tooth speedo. drive gear | 8 | 400 | PJA-AG,1 2 | C6 | A70.4 | A70.2 | ★ D7TP | 7000-JA,JC | ★ D7TP | 7003-JA,JC |
| F150/350 — 8 tooth speedo. drive gear | 8 | 400 | PJA-AH,1 | C6 | A70.4 | A70.2 | ★ D7TP | 7000-KA,KC | ★ D7TP | 7003-KA,KC |
| F150 — 4/W/D | 8 | 351 | PJA-AJ,1 | C6 | A70.4 | A70.2 | ★ D7TP | 7000-LA,LB | ★ D7TP | 7003-LA,LB |
| F150 — 4/W/D | 8 | 351 | PJA-AK | C6 | A70.4 | A70.2 | ★ D7TP | 7000-MA | ★ D7TP | 7003-MA |
| F150 — 4/W/D | 8 | 400 | PJA-AL,1 | C6 | A70.4 | A70.2 | ★ D7TP | 7000-NA,NB | ★ D7TP | 7003-NA,NB |
| F150 — 4/W/D | 8 | 400 | PJA-AM | C6 | A70.4 | A70.2 | ★ D7TP | 7000-PA | ★ D7TP | 7003-PA |
| F250 — 4/W/D | 8 | 351 | PJA-AN,1 | C6 | A70.4 | A70.2 | ★ D7TP | 7000-RA | ★ D7TP | 7003-RA |
| F250 — 4/W/D | 8 | 400 | PJA-AP,1 | C6 | A70.4 | A70.2 | ★ D7TP | 7000-SA | ★ D7TP | 7003-SA |
| F150 — 9 tooth speedo. drive gear | 8 | 351 | PJA-BS,1 | C6 | A70.4 | A70.2 | ★ D7TP ★ D7TP | 7000-ASA 7000-ASC | ★ D7TP ★ D7TP | 7003-ASA 7003-ASC |
| F150 — 9 tooth speedo. drive gear | 8 | 400 | PJA-BT,1 | C6 | A70.4 | A70.3 | ★ D7TP ★ D7TP | 7000-ATA 7000-ATC | ★ D7TP ★ D7TP | 7003-ATA 7003-ATC |
| F250 — 4/W/D | 8 | 351 | PJA-BY | C6 | A70.4 | A70.3 | ★ D7TP ★ D7TP | 7000-AVA 7000-AVB | ★ D7TP ★ D7TP | 7003-AVA 7003-AVB |
| F250 — 4/W/D | 8 | 400 | PJA-BZ | C6 | A70.4 | A70.3 | ★ D7TP ★ D7TP | 7000-AYA 7000-AYB | ★ D7TP ★ D7TP | 7003-AYA 7003-AYB |
| F150/350 — 6 tooth speedo. drive gear | 8 | 460 | PJD-J9,10 | C6 | A70.4 | A70.2 | ★ D7TP ★ D7TP | 7000-ALA 7000-ALC | ★ D7TP ★ D7TP | 7003-ALA 7003-ALC |
| F150/350 — 8 tooth speedo. drive gear | 8 | 460 | PJD-L10, 11 | C6 | A70.4 | A70.2 | ★ D7TP ★ D7TP | 7000-AMA 7000-AMC | ★ D7TP ★ D7TP | 7003-AMA 7003-AMC |
| F150 — 9 tooth speedo. drive gear | 8 | 460 | PJD-AL,1 | C6 | A70.4 | A70.3 | ★ D7TP ★ D7TP | 7000-AUA 7000-AUC | ★ D7TP ★ D7TP | 7003-AUA 7003-AUC |
| F350 | 6 | 300 | PHC-B3 | FMX | A70.2 | A70 | ★ D7TP | 7000-AHA | ★ D7TP | 7003-AHA |
| P SERIES | | | | | | | | | | |
| P500 | 6 | 300 | PHC-A3 | FMX | A70.2 | A70 | ★ D7TP | 7000-AGA | ★ D7TP | 7003-AGA |
| 1978 | | | | | | | | | | |
| E SERIES | | | | | | | | | | |
| E250/350 — 6 tooth speedo. drive gear | 6 | 300 | PGD-A8,9 | C6 | A70.4 | A70.2 | ★ D8UP | 7000-CA | ★ D8UP | 7003-CA |
| E250/350 — 6 tooth speedo. drive gear | 6 | 300 | PGD-A10 | C6 | A70.4 | A70.2 | ★ D8UP | 7000-CB | ★ D8UP | 7003-CB |
| E250/350 — 8 tooth speedo. drive gear | 6 | 300 | PGD-C9,10 | C6 | A70.4 | A70.2 | ★ D8UP | 7000-DA | ★ D8UP | 7003-DA |
| E250/350 — 8 tooth speedo. drive gear | 6 | 300 | PGD-C11 | C6 | A70.4 | A70.2 | ★ D8UP | 7000-DB | ★ D8UP | 7003-DB |
| E100 — 8 tooth speedo. drive gear | 6 | 300 | PGD-Z6,7 | C6 | A70.4 | A70.2 | ★ D8UP | 7000-JA | ★ D8UP | 7003-JA |
| E100 — 8 tooth speedo. drive gear | 6 | 300 | PGD-Z8 | C6 | A70.4 | A70.2 | ★ D8UP | 7000-JB | ★ D8UP | 7003-JB |
| E250 — 6 tooth speedo. drive gear | 6 | 300 | PGD-AD,1 | C6 | A70.4 | A70.2 | ★ D8UP | 7000-KA | ★ D8UP | 7003-KA |
| E250 — 6 tooth speedo. drive gear | 6 | 300 | PGD-AD2 | C6 | A70.4 | A70.2 | ★ D8UP | 7000-KB | ★ D8UP | 7003-KB |
| E250 — 8 tooth speedo. drive gear | 6 | 300 | PGD-AE,1 | C6 | A70.4 | A70.2 | ★ D8UP | 7000-LA | ★ D8UP | 7003-LA |

1973/79
TRUCK SERIES 100/500

AUTOMATIC TRANSMISSION

TRANSMISSION APPLICATION CHART

| MODEL | ENGINE | | TRANSMISSION | | PARTS LIST | ILLUS. SEC. | TRANSMISSION ASSEMBLY | |
|---|--------|--------------------|--------------|------|------------|-------------|-----------------------|-----------------|
| | CYL. | C.I.D. (C.C.D.) | IDENT. | TYPE | | | INCLUDES CONVERTER | LESS %CONVERTER |
| 1978 — Cont'd | | | | | | | | |
| E SERIES | | | | | | | | |
| E250 -- 8 tooth speedo. drive gear | 6 | 300 | PGD-AE2 | C6 | A70.4 | A70.2 | ★ D8UP 7000-LB | ★ D8UP 7003-LB |
| E150 -- 8 tooth speedo. drive gear | 6 | 300 | PGD-AH,1 | C6 | A70.4 | A70.2 | ★ D8UP 7000-PA | ★ D8UP 7003-PA |
| E150 -- 8 tooth speedo. drive gear | 6 | 300 | PGD-AH2 | C6 | A70.4 | A70.2 | ★ D8UP 7000-PB | ★ D8UP 7003-PB |
| E150 -- 9 tooth speedo. drive gear | 6 | 300 | PGD-AL2,3 | C6 | A70.4 | A70.2 | ★ D8UP 7003-YA | ★ D8UP 7003-YA |
| E150 -- 9 tooth speedo. drive gear | 6 | 300 | PGD-AL4 | C6 | A70.4 | A70.2 | ★ D8UP 7000-YB | ★ D8UP 7003-YB |
| E150 -- 9 tooth speedo. drive gear | 6 | 300 | PGD-AK,1 | C6 | A70.4 | A70.2 | ★ D8UP 7000-ZA | ★ D8UP 7003-ZA |
| E150 -- 9 tooth speedo. drive gear | 6 | 300 | PGD-AK2 | C6 | A70.4 | A70.2 | ★ D8UP 7000-ZB | ★ D8UP 7003-ZB |
| E150 -- 8 tooth speedo. drive gear | 6 | 300 | PGD-AM,1 | C6 | A70.4 | A70.2 | ★ D8UP 7000-AAA | ★ D8UP 7003-AAA |
| E150 -- 8 tooth speedo. drive gear | 6 | 300 | PGD-AM2 | C6 | A70.4 | A70.2 | ★ D8UP 7000-AAB | ★ D8UP 7003-AAB |
| E100 -- 8 tooth speedo. drive gear | 8 | 351 | PGD-AA3,4 | C6 | A70.4 | A70.2 | ★ D8UP 7000-AA | ★ D8UP 7003-AA |
| E100 -- 8 tooth speedo. drive gear | 8 | 351 | PGD-AA5 | C6 | A70.4 | A70.2 | ★ D8UP 7000-AB | ★ D8UP 7003-AB |
| E150 -- 9 tooth speedo. drive gear | 8 | 351 | PGD-AC4,5 | C6 | A70.4 | A70.2 | ★ D8UP 7000-BA | ★ D8UP 7003-BA |
| E150 -- 9 tooth speedo. drive gear | 8 | 351 | PGD-AC6 | C6 | A70.4 | A70.2 | ★ D8UP 7000-BC | ★ D8UP 7003-BC |
| E250/350 -- 6 tooth speedo. drive gear | 8 | 351 | PGD-N10,11 | C6 | A70.4 | A70.2 | ★ D8UP 7000-EA | ★ D8UP 7003-EA |
| E250/350 -- 6 tooth speedo. drive gear | 8 | 351 | PGD-N12 | C6 | A70.4 | A70.2 | ★ D8UP 7000-EB | ★ D8UP 7003-EB |
| E250/350 -- 8 tooth speedo. drive gear | 8 | 351 | PGD-R11,12 | C6 | A70.4 | A70.2 | ★ D8UP 7000-FA | ★ D8UP 7003-FA |
| E250/350 -- 8 tooth speedo. drive gear | 8 | 351 | PGD-R13 | C6 | A70.4 | A70.2 | ★ D8UP 7000-FB | ★ D8UP 7003-FB |
| E100/150 -- 8 tooth speedo. drive gear | 8 | 351 | PGD-Y7,8 | C6 | A70.4 | A70.2 | ★ D8UP 7000-HA | ★ D8UP 7003-HA |
| E100/150 -- 8 tooth speedo. drive gear | 8 | 351 | PGD-Y9 | C6 | A70.4 | A70.2 | ★ D8UP 7000-HC | ★ D8UP 7003-HC |
| E250 -- 6 tooth speedo. drive gear | 8 | 351 | PGD-AF,1 | C6 | A70.4 | A70.2 | ★ D8UP 7000-MA | ★ D8UP 7003-MA |
| E250 -- 6 tooth speedo. drive gear | 8 | 351 | PGD-AF2 | C6 | A70.4 | A70.2 | ★ D8UP 7000-MC | ★ D8UP 7003-MC |
| E250 | 8 | 351 | PGD-AF3 | C6 | A70.4 | A70.2 | ★ D8UP 7000-MD | ★ D8UP 7003-MD |
| E250 -- 8 tooth speedo. drive gear | 8 | 351 | PGD-AG,1 | C6 | A70.4 | A70.2 | ★ D8UP 7000-NA | ★ D8UP 7003-NA |
| E250 -- 8 tooth speedo. drive gear | 8 | 351 | PGD-AG2 | C6 | A70.4 | A70.2 | ★ D8UP 7000-NC | ★ D8UP 7003-NC |
| E250 -- 8 tooth speedo. drive gear | 8 | 351 | PGD-AG3 | C6 | A70.4 | A70.2 | ★ D8UP 7000-ND | ★ D8UP 7003-ND |
| E150 -- 9 tooth speedo. drive gear | 8 | 351 | PGD-CB | C6 | A70.4 | A70.2 | ★ D8UP 7000-ABA | ★ D8UP 7003-ABA |

1973/79
TRUCK SERIES 100/500

AUTOMATIC TRANSMISSION

TRANSMISSION APPLICATION CHART

| MODEL | ENGINE | | TRANSMISSION | | PARTS LIST | ILLUS. SEC. | TRANSMISSION ASSEMBLY | | | |
|---|--------|--------------------|--------------|------|------------|-------------|-----------------------|----------------------|-------------------|----------------------|
| | CYL. | C.I.D. (C.C.D.) | IDENT. | TYPE | | | INCLUDES CONVERTER | | LESS %CONVERTER | |
| 1978 — Cont'd | | | | | | | | | | |
| E SERIES | | | | | | | | | | |
| E150 -- 9 tooth speedo. drive gear | 8 | 351 | PGD-CB1 | C6 | A70.4 | A70.2 | ★ D8UP | 7000-ABB | ★ D8UP | 7003-ABB |
| E150 -- 8 tooth speedo. drive gear | 8 | 351 | PGD-CC | C6 | A70.4 | A70.2 | ★ D8UP | 7000-ACA | ★ D8UP | 7003-ACA |
| E150 -- 8 tooth speedo. drive gear | 8 | 351 | PGD-CC1 | C6 | A70.4 | A70.2 | ★ D8UP | 7000-ACB | ★ D8UP | 7003-ACB |
| E250/350 -- 6 tooth speedo. drive gear | 8 | 460 | PJD-W8,9 | C6 | A70.4 | A70.2 | ★ D8UP | 7000-RA | ★ D8UP | 7003-RA |
| E250/350 -- 8 tooth speedo. drive gear | 8 | 460 | PJD-Z8,9 | C6 | A70.4 | A70.2 | ★ D8UP | 7000-SA | ★ D8UP | 7003-SA |
| F SERIES | | | | | | | | | | |
| F100 -- 9 tooth speedo. drive gear | 6&8 | 300,302 | PEA-CE3 | C4 | A70.3 | A70.1 | ★ D8TP r/bD8TP | 7000-BEC 7000-BED | ★ D8TP r/bD8TP | 7003-BEC 7003-BED |
| F100 -- 9 tooth speedo. drive gear | 6&8 | 300,302 | PEA-CE4 | C4 | A70.3 | A70.1 | ★ D8TP | 7000-BED | ★ D8TP | 7003-BED |
| F100/150 -- 9 tooth speedo. drive gear | 6&8 | 300,302 | PEA-CM | C4 | A70.3 | A70.1 | ★ D8TP r/bD8TP | 7000-BHA 7000-BHB | ★ D8TP r/bD8TP | 7003-BHA 7003-BHB |
| F100/150 -- 9 tooth speedo. drive gear | 6&8 | 300,302 | PEA-CM1 | C4 | A70.3 | A70.1 | ★ D8TP | 7000-BHB | ★ D8TP | 7003-BHB |
| F150 -- 9 tooth speedo. drive gear | 6 | 300 | PGD-AN,1 | C6 | A70.4 | A70.2 | ★ D8TP | 7000-AKB | ★ D8TP | 7003-AKB |
| F150 -- 9 tooth speedo. drive gear | 6 | 300 | PGD-AN2 | C6 | A70.4 | A70.2 | ★ D8TP | 7000-AKC | ★ D8TP | 7003-AKC |
| F150/250 -- 8 tooth speedo. drive gear | 6 | 300 | PGD-AP,1 | C6 | A70.4 | A70.2 | ★ D8TP | 7000-ALB | ★ D8TP | 7003-ALB |
| F150/250 -- 8 tooth speedo. drive gear | 6 | 300 | PGD-AP2 | C6 | A70.4 | A70.2 | ★ D8TP | 7000-ALC | ★ D8TP | 7003-ALC |
| F250 -- 6 tooth speedo. drive gear | 6 | 300 | PGD-AR,1 | C6 | A70.4 | A70.2 | ★ D8TP | 7000-AMB | ★ D8TP | 7003-AMB |
| F250 -- 6 tooth speedo. drive gear | 6 | 300 | PGD-AR2 | C6 | A70.4 | A70.2 | ★ D8TP | 7000-AMC | ★ D8TP | 7003-AMC |
| F150 -- 9 tooth speedo. drive gear | 6 | 300 | PGD-AU,1 | C6 | A70.4 | A70.2 | ★ D8TP | 7000-ARB | ★ D8TP | 7003-ARB |
| F150 -- 9 tooth speedo. drive gear | 6 | 300 | PGD-AU2 | C6 | A70.4 | A70.2 | ★ D8TP | 7000-ARC | ★ D8TP | 7003-ARC |
| F150/350 -- 8 tooth speedo. drive gear | 6 | 300 | PGD-AV,1 | C6 | A70.4 | A70.2 | ★ D8TP | 7000-ASB | ★ D8TP | 7003-ASB |
| F150/350 -- 8 tooth speedo. drive gear | 6 | 300 | PGD-AV2 | C6 | A70.4 | A70.2 | ★ D8TP | 7000-ASC | ★ D8TP | 7003-ASC |
| F250/350 -- 6 tooth speedo. drive gear | 6 | 300 | PGD-AW,1 | C6 | A70.4 | A70.2 | ★ D8TP | 7000-ATB | ★ D8TP | 7003-ATB |
| F250/350 -- 6 tooth speedo. drive gear | 6 | 300 | PGD-AW2 | C6 | A70.4 | A70.2 | ★ D8TP | 7000-ATC | ★ D8TP | 7003-ATC |
| F100 -- 9 tooth speedo. drive gear | 6 | 300 | PGD-BC,1 | C6 | A70.4 | A70.2 | ★ D8TP | 7000-BCA | ★ D8TP | 7003-BCA |
| F100 -- 9 tooth speedo. drive gear | 6 | 300 | PGD-BC2 | C6 | A70.4 | A70.2 | ★ D8TP | 7000-BCB | ★ D8TP | 7003-BCB |
| F100 -- 8 tooth speedo drive gear | 6 | 300 | PGD-BD,1 | C6 | A70.4 | A70.2 | ★ D8TP | 7000-BDA | ★ D8TP | 7003-BDA |
| F100 -- 8 tooth speedo. drive gear | 6 | 300 | PGD-BD2 | C6 | A70.4 | A70.2 | ★ D8TP | 7000-BDB | ★ D8TP | 7003-BDB |
| F100/150 -- 9 tooth speedo. drive gear | 8 | 302 | PGD-AS,1 | C6 | A70.4 | A70.2 | ★ D8TP | 7000-ANB | ★ D8TP | 7003-ANB |

1973/79
TRUCK SERIES 100/500

AUTOMATIC TRANSMISSION

TRANSMISSION APPLICATION CHART

| MODEL | ENGINE | | TRANSMISSION | | PARTS LIST | ILLUS. SEC. | TRANSMISSION ASSEMBLY | | | |
|---|--------|--------------------|-----------------|------|------------|-------------|-----------------------|----------|-----------------|----------|
| | CYL. | C.I.D. (C.C.D.) | IDENT. | TYPE | | | INCLUDES CONVERTER | | LESS %CONVERTER | |
| 1978 — Cont'd | | | | | | | | | | |
| F SERIES | | | | | | | | | | |
| F100/150 -- 9 tooth speedo. drive gear | 8 | 302 | PGD-AS2 | C6 | A70.4 | A70.2 | ★ D8TP | 7000-ANC | ★ D8TP | 7003-ANC |
| F100/150 -- 8 tooth speedo. drive gear | 8 | 302 | PGD-AT,1 | C6 | A70.4 | A70.2 | ★ D8TP | 7000-APB | ★ D8TP | 7003-APB |
| F100/150 -- 8 tooth speedo. drive gear | 8 | 302 | PGD-AT2 | C6 | A70.4 | A70.2 | ★ D8TP | 7000-APC | ★ D8TP | 7003-APC |
| F100 -- 9 tooth speedo. drive gear | 8 | 302 | PGD-AY,1 | C6 | A70.4 | A70.2 | ★ D8TP | 7000-AUB | ★ D8TP | 7003-AUB |
| F100 -- 9 tooth speedo. drive gear | 8 | 302 | PGD-AY2 | C6 | A70.4 | A70.2 | ★ D8TP | 7000-AUC | ★ D8TP | 7003-AUC |
| F100 -- 8 tooth speedo. drive gear | 8 | 302 | PGD-AZ,1 | C6 | A70.4 | A70.2 | ★ D8TP | 7000-AVB | ★ D8TP | 7003-AVB |
| F100 -- 8 tooth speedo. drive gear | 8 | 302 | PGD-AZ2 | C6 | A70.4 | A70.2 | ★ D8TP | 7000-AVC | ★ D8TP | 7003-AVC |
| F100/150 -- 9 tooth speedo. drive gear | 8 | 302 | PGD-BE,1 | C6 | A70.4 | A70.2 | ★ D8TP | 7000-BJA | ★ D8TP | 7003-BJA |
| F100/150 -- 9 tooth speedo. drive gear | 8 | 302 | PGD-BE2 | C6 | A70.4 | A70.2 | ★ D8TP | 7000-BJB | ★ D8TP | 7003-BJB |
| F100/150 -- 8 tooth speedo. drive gear | 8 | 302 | PGD-BF,1 | C6 | A70.4 | A70.2 | ★ D8TP | 7000-BKA | ★ D8TP | 7003-BKA |
| F100/150 -- 8 tooth speedo. drive gear | 8 | 302 | PGD-BF2 | C6 | A70.4 | A70.2 | ★ D8TP | 7000-BKB | ★ D8TP | 7003-BKB |
| F100 -- 8 tooth speedo. drive gear | 8 | 351 | PJA-AB3,4 | C6 | A70.4 | A70.2 | ★ D8TP | 7000-CB | ★ D8TP | 7003-CB |
| F250/350 -- 6 tooth speedo. drive gear | 8 | 351 | PJA-AE3,4 | C6 | A70.4 | A70.2 | ★ D8TP | 7000-EB | ★ D8TP | 7003-EB |
| F250/350 -- 8 tooth speedo. drive gear | 8 | 351 | PJA-AF3,4 | C6 | A70.4 | A70.2 | ★ D8TP | 7000-FB | ★ D8TP | 7003-FB |
| F150/350 -- 9 tooth speedo. drive gear | 8 | 351 | PJA-BS3,4 | C6 | A70.4 | A70.2 | ★ D8TP | 7000-LB | ★ D8TP | 7003-LB |
| F250/350 -- 8 tooth speedo. drive gear | 8 | 351 | PJA-Z3,4 | C6 | A70.4 | A70.2 | ★ D8TP | 7000-RB | ★ D8TP | 7003-RB |
| F250/350 -- 6 tooth speedo. drive gear | 8 | 351 | PJA-CH,1 | C6 | A70.4 | A70.2 | ★ D8TP | 7000-YC | ★ D8TP | 7003-YC |
| F250/350 -- 9 tooth speedo. drive gear | 8 | 351 | PJA-CJ,1 | C6 | A70.4 | A70.2 | ★ D8TP | 7000-ZB | ★ D8TP | 7003-ZB |
| F250/350 -- 9 tooth speedo. drive gear | 8 | 351 | PJA-CN,1 | C6 | A70.4 | A70.2 | ★ D8TP | 7000-BAA | ★ D8TP | 7003-BAA |
| F100/150 -- 8 tooth speedo. drive gear | 8 | 351 | PJA-CS,1 | C6 | A70.4 | A70.2 | ★ D8TP | 7000-BFA | ★ D8TP | 7003-BFA |
| F100/150 -- 9 tooth speedo. drive gear | 8 | 351 | PJA-CT,1 | C6 | A70.4 | A70.2 | ★ D8TP | 7000-BGA | ★ D8TP | 7003-BGA |
| F250/350 -- 6 tooth speedo. drive gear | 8 | 400 | PJA-AG4,5 | C6 | A70.4 | A70.2 | ★ D8TP | 7000-GB | ★ D8TP | 7003-GB |
| F150/350 -- 8 tooth speedo. drive gear | 8 | 400 | PJA-AH3,4 | C6 | A70.4 | A70.2 | ★ D8TP | 7000-HB | ★ D8TP | 7003-HB |
| F150 -- 9 tooth speedo. drive gear | 8 | 400 | PJA-BT3,4 | C6 | A70.4 | A70.2 | ★ D8TP | 7000-MB | ★ D8TP | 7003-MB |
| F150/250 -- Part time/ Full time - 4/W/D | 8 | 351 | PJA-AJ3,4 | C6 | A70.4 | A70.2 | ★ D8TP | 7000-JB | ★ D8TP | 7003-JB |
| F150/250 -- Part time/ Full time - 4/W/D | 8 | 351 | PJA-BY2,3, 4 | C6 | A70.4 | A70.2 | ★ D8TP | 7000-NB | ★ D8TP | 7003-NB |

1973/79
TRUCK SERIES 100/500

AUTOMATIC TRANSMISSION

TRANSMISSION APPLICATION CHART

| MODEL | ENGINE | | TRANSMISSION | | PARTS LIST | ILLUS. SEC. | TRANSMISSION ASSEMBLY | | | |
|---|--------|--------------------|----------------|------|------------|-------------|-----------------------|----------|-----------------|----------|
| | CYL. | C.I.D. (C.C.D.) | IDENT. | TYPE | | | INCLUDES CONVERTER | | LESS %CONVERTER | |
| 1978 — Cont'd | | | | | | | | | | |
| F SERIES | | | | | | | | | | |
| F150/250 -- Part time/ 4/W/D | 8 | 351 | PJA-CE,1 | C6 | A70.4 | A70.2 | ★ D8TP | 7000-SC | ★ D8TP | 7003-SC |
| F150/250 -- Part time/ Full time 4/W/D | 8 | 351 | PJA-CD,1 | C6 | A70.4 | A70.2 | ★ D8TP | 7000-TC | ★ D8TP | 7003-TC |
| F150/250 -- Part time 4/W/D | 8 | 400 | PJA-AL3,4 | C6 | A70.4 | A70.2 | ★ D8TP | 7000-KB | ★ D8TP | 7003-KB |
| F150/250 -- Part time 4/W/D | 8 | 400 | PJA-BZ2,3 | C6 | A70.4 | A70.2 | ★ D8TP | 7000-PB | ★ D8TP | 7003-PB |
| F150 -- 9 tooth speedo. drive gear | 8 | 460 | PJD-AL3,4 | C6 | A70.4 | A70.2 | ★ D8TP | 7000-ADB | ★ D8TP | 7003-ADB |
| F250/350 -- 6 tooth speedo. drive gear | 8 | 460 | PJD-J12,13 | C6 | A70.4 | A70.2 | ★ D8TP | 7000-AEB | ★ D8TP | 7003-AEB |
| F150/350 -- 8 tooth speedo. drive gear | 8 | 460 | PJD-L13,14 | C6 | A70.4 | A70.2 | ★ D8TP | 7000-AFB | ★ D8TP | 7003-AFB |
| 1979 | | | | | | | | | | |
| E SERIES | | | | | | | | | | |
| E250/350 -- 6 tooth speedo. drive gear | 6 | 300 | PGD-A11, 12 | C6 | A70.4 | A70.2 | ★ D9UP | 7000-AJA | ★ D9UP | 7003-AJA |
| E250/350 -- 8 tooth speedo. drive gear | 6 | 300 | PGD-C12, 13 | C6 | A70.4 | A70.2 | ★ D9UP | 7000-AKA | ★ D9UP | 7003-AKA |
| E100/150 -- 8 tooth speedo. drive gear | 6 | 300 | PGD-Z9, 10 | C6 | A70.4 | A70.2 | ★ D9UP | 7000-ALA | ★ D9UP | 7003-ALA |
| E100/150 -- 9 tooth speedo. drive gear | 6 | 300 | PGD-AL5, 6 | C6 | A70.4 | A70.2 | ★ D9UP | 7000-AHA | ★ D9UP | 7003-AHA |
| E100/150 -- 9 tooth speedo. drive gear | 6&8 | 300,351 | PGD-AC8, 9 | C6 | A70.4 | A70.2 | ★ D9UP | 7000-BB | ★ D9UP | 7003-BB |
| E250/350 -- 6 tooth speedo. drive gear | 6&8 | 300,351 | PGD-N14, 15 | C6 | A70.4 | A70.2 | ★ D9UP | 7000-TB | ★ D9UP | 7003-TB |
| E250/350 -- 8 tooth speedo. drive gear | 6&8 | 300,351 | PGD-R15, 16 | C6 | A70.4 | A70.2 | ★ D9UP | 7000-UB | ★ D9UP | 7003-UB |
| E100/150 -- 8 tooth speedo. drive gear | 6&8 | 300,351 | PGD-Y11, 12 | C6 | A70.4 | A70.2 | ★ D9UP | 7000-VB | ★ D9UP | 7003-VB |
| E250 -- 6 tooth speedo. drive gear | 8 | 302 | PGD-AD4, 5 | C6 | A70.4 | A70.2 | ★ D9UP | 7000-CA | ★ D9UP | 7003-CA |
| E250 -- 6 tooth speedo. drive gear | 8 | 302 | PGD-AE4, 5 | C6 | A70.4 | A70.2 | ★ D9UP | 7000-DA | ★ D9UP | 7003-DA |
| E100/150 -- 9 tooth speedo. drive gear | 8 | 302 | PGD-BN, 1 | C6 | A70.4 | A70.2 | ★ D9UP | 7000-HA | ★ D9UP | 7003-HA |
| E100/150 -- 8 tooth speedo. drive gear | 8 | 302 | PGD-BS, 1 | C6 | A70.4 | A70.2 | ★ D9UP | 7000-NA | ★ D9UP | 7003-NA |
| E100/150 -- 9 tooth speedo. drive gear | 8 | 351 | PGD-CL, 1 | C6 | A70.4 | A70.2 | ★ D9UP | 7000-ADA | ★ D9UP | 7003-ADA |
| E150 -- 8 tooth speedo. drive gear | 8 | 351 | PGD-CM, 1 | C6 | A70.4 | A70.2 | ★ D9UP | 7000-AEA | ★ D9UP | 7003-AEA |
| E250 -- 8 tooth speedo. drive gear | 8 | 351 | PGD-CN, 1 | C6 | A70.4 | A70.2 | ★ D9UP | 7000-AFA | ★ D9UP | 7003-AFA |
| E250 -- 6 tooth speedo. drive gear | 8 | 351 | PGD-CP, 1 | C6 | A70.4 | A70.2 | ★ D9UP | 7000-AGA | ★ D9UP | 7003-AGA |
| E350 -- 6 tooth speedo. drive gear | 8 | 460 | PJD-W11, 12 | C6 | A70.4 | A70.2 | ★ D9UP | 7000-AAA | ★ D9UP | 7003-AAA |
| E250/350 -- 8 tooth speedo. drive gear | 8 | 460 | PJD-Z11, 12 | C6 | A70.4 | A70.2 | ★ D9UP | 7000-ABA | ★ D9UP | 7003-ABA |

TRANSMISSION APPLICATION CHART

| MODEL | ENGINE | | TRANSMISSION | | PARTS LIST | ILLUS. SEC. | TRANSMISSION ASSEMBLY | | | |
|---|--------|--------------------|----------------|------|------------|-------------|-----------------------|--------------------|-------------------|--------------------|
| | CYL. | C.I.D. (C.C.D.) | IDENT. | TYPE | | | INCLUDES CONVERTER | | LESS %CONVERTER | |
| 1979 — Cont'd | | | | | | | | | | |
| F SERIES | | | | | | | | | | |
| F100/150 -- 9 tooth speedo. drive gear | 8 | 302 | PEA-CE5 | C4 | A70.3 | A70.1 | ★ D9TP | 7000-ALA | ★ D9TP | 7003-ALA |
| F250/350 -- 6 tooth speedo. drive gear | 6 | 300 | PGD-AW4 | C6 | A70.4 | A70.2 | ★ D9TP r/bD9TP | 7000-GA 7000-GB | ★ D9TP r/bD9TP | 7003-GA 7003-GB |
| F250/350 -- 6 tooth speedo. drive gear | 6 | 300 | PGD-AW5, 6 | C6 | A70.4 | A70.2 | ★ D9TP | 7000-GB | ★ D9TP | 7003-GB |
| F100/150 -- 9 tooth speedo. drive gear | 6 | 300 | PGD-BC4 | C6 | A70.4 | A70.2 | ★ D9TP r/bD9TP | 7000-HA 7000-HB | ★ D9TP r/bD9TP | 7003-HA 7003-HB |
| F100/150 -- 9 tooth speedo. drive gear | 6 | 300 | PGD-BC5, 6 | C6 | A70.4 | A70.2 | ★ D9TP | 7000-HB | ★ D9TP | 7003-HB |
| F100/350 -- 8 tooth speedo. drive gear | 6 | 300 | PGD-BD4 | C6 | A70.4 | A70.2 | ★ D9TP r/bD9TP | 7000-JA 7000-JB | ★ D9TP r/bD9TP | 7003-JA 7003-JB |
| F100/350 -- 8 tooth speedo. drive gear | 6 | 300 | PGD-BD5, 6 | C6 | A70.4 | A70.2 | ★ D9TP | 7000-JB | ★ D9TP | 7003-JB |
| F100/150 -- 9 tooth speedo. drive gear | 8 | 302 | PGD-BE4, 5 | C6 | A70.4 | A70.2 | ★ D9TP | 7000-LA | ★ D9TP | 7003-LA |
| F100/150 -- 8 tooth speedo. drive gear | 8 | 302 | PGD-BF4, 5 | C6 | A70.4 | A70.2 | ★ D9TP | 7000-MA | ★ D9TP | 7003-MA |
| F100/150 -- 9 tooth speedo. drive gear | 8 | 302 | PGD-CJ, 1 | C6 | A70.4 | A70.2 | ★ D9TP | 7000-AJA | ★ D9TP | 7003-AJA |
| F100/150 -- 8 tooth speedo. drive gear | 8 | 302 | PGD-CK, 1 | C6 | A70.4 | A70.2 | ★ D9TP | 7000-AKA | ★ D9TP | 7003-AKA |
| F250/350 -- 6 tooth speedo. drive gear | 8 | 351 | PJA-AE6, 7 | C6 | A70.4 | A70.2 | ★ D9TP | 7000-NB | ★ D9TP | 7003-NB |
| F150/350 -- Part time/ Full time 4/W/D | 8 | 351 | PJA-AJ6, 7 | C6 | A70.4 | A70.2 | ★ D9TP | 7000-TB | ★ D9TP | 7003-TB |
| F150/350 -- Part time/ Full time 4/W/D | 8 | 351 | PJA-BY7, 8 | C6 | A70.4 | A70.2 | ★ D9TP | 7000-YB | ★ D9TP | 7003-YB |
| F100/250 -- 9 tooth speedo. drive gear | 8 | 351 | PJA-CJ3, 4 | C6 | A70.4 | A70.2 | ★ D9TP | 7000-AAA | ★ D9TP | 7003-AAA |
| F100/350 -- 8 tooth speedo. drive gear | 8 | 351 | PJA-Z6, 7 | C6 | A70.4 | A70.2 | ★ D9TP | 7000-ADA | ★ D9TP | 7003-ADA |
| F150/350 -- 8 tooth speedo. drive gear | 8 | 400 | PJA-AH6, 7 | C6 | A70.4 | A70.2 | ★ D9TP | 7000-SA | ★ D9TP | 7003-SA |
| F250/350 -- 6 tooth speedo. drive gear | 8 | 400 | PJA-AG7, 8 | C6 | A70.4 | A70.2 | ★ D9TP | 7000-RA | ★ D9TP | 7003-RA |
| F150/350 -- Part time/ Full time 4/W/D | 8 | 400 | PJA-AL7, 8 | C6 | A70.4 | A70.2 | ★ D9TP | 7000-UA | ★ D9TP | 7003-UA |
| F150/350 -- Part time/ 4/W/D | 8 | 400 | PJA-BZ7, 8 | C6 | A70.4 | A70.2 | ★ D9TP | 7000-ZA | ★ D9TP | 7003-ZA |
| F150/250 -- 9 tooth speedo. drive gear | 8 | 400 | PJA-BT6, 7 | C6 | A70.4 | A70.2 | ★ D9TP | 7000-AHA | ★ D9TP | 7003-AHA |
| F150/250 -- 9 tooth speedo. drive gear | 8 | 400 | PJA-DE, 1 | C6 | A70.4 | A70.2 | ★ D9TP | 7000-ARA | ★ D9TP | 7003-ARA |
| F150/250 -- 8 tooth speedo. drive gear | 8 | 400 | PJA-DF, 1 | C6 | A70.4 | A70.2 | ★ D9TP | 7000-ASA | ★ D9TP | 7003-ASA |
| F250 -- 6 tooth speedo. drive gear | 8 | 400 | PJA-DG, 1 | C6 | A70.4 | A70.2 | ★ D9TP | 7000-ATA | ★ D9TP | 7003-ATA |
| F150/250 -- Part time/ Full time 4/W/D | 8 | 400 | PJA-DH, 1 | C6 | A70.4 | A70.2 | ★ D9TP | 7000-AUA | ★ D9TP | 7003-AUA |
| F150/250 -- Part time/ 4/W/D | 8 | 400 | PJA-DJ, 1 | C6 | A70.4 | A70.2 | ★ D9TP | 7000-AVA | ★ D9TP | 7003-AVA |
| F250/350 -- 6 tooth speedo. drive gear | 8 | 460 | PJD-J15, 16 | C6 | A70.4 | A70.2 | ★ D9TP | 7000-AFA | ★ D9TP | 7003-AFA |
| F150/350 -- 8tooth speedo. drive gear | 8 | 460 | PJD-L16, 17 | C6 | A70.4 | A70.2 | ★ D9TP | 7000-AGA | ★ D9TP | 7003-AGA |

TRANSFER CASE

For Model Application and Parts List Information Refer to Section 70

**AUTOMATIC TRANSMISSION
C/M (FMX TYPE)**

**1973/79
TRUCK SERIES 100/500**

| YEAR | MODEL/RESTRICTIONS | ENGINE | | PART NUMBER | DESCRIPTION | QTY. |
|-------|--------------------------------------|--------|--------------------|----------------------|---|------|
| | | CYL. | C.I.D. (C.C.D.) | | | |
| | | | | 7A003 | SPRING (FRONT BAND SERVO PISTON RETRACTING) | |
| 73/77 | F350,P350/500 | 6 | 300 | C9AZ 7A003-B | | 1 |
| 74/76 | F100 -- use with # PHC-D, E trans | 6 | 302 | | | 1 |
| 74 | F100 -- use with # PHC-F&G trans | 8 | 302 | B5AZ 7A003-A | | 1 |
| | | | | 7005 | CASE ASSY. | |
| 73/76 | F350,P350/500 "Before 1/19/76" | 6 | 300 | D20Z 7005-J | Incl. (1) each D2AZ 7019-A washer, C7AZ 7B498-A Seal, 87651-S plug, 359409-S plug, instruction sheet and (2) 87650-S plug. | 1 |
| 74/76 | F100 "Before 1/19/76" | 8 | 302 | | | 1 |
| 76/77 | F350,P350/500 "From 1/19/76/" | 6 | 300 | D6AZ 7005-A | Incl. (1) D2AZ 7019-A washer, (1) D5AZ 7B498-A seal, (2) 359324-S connector (1) 359409-S plug, (2) 376649-S2 plug (1) 387267-S connector, (1) IS, 4252 | 1 |
| 76 | F100 "From 1/19/76" | 8 | 302 | | | 1 |
| | | | | 359324-S8 | (II-79)-fitting-1/2"-20 male thread x 1/4"-18 female thread | 1 |
| 74/76 | F100 | 8 | 302 | 385739-S7 | (BB-567-CE)-bolt & washer-hex. hd.- 7/16"-14 x 5/8" (trans. to engine) | 6 |
| 73/74 | F350,P350/500 | 6 | 300 | ★ D2AZ 7A008-A | PLATE (MAIN CONTROL SEPARATING) | 1 |
| 74/76 | F100 | 8 | 302 | Not replaced (12/78) | | 1 |
| | | | | 7A011 | SEAL (OUTPUT SHAFT OIL) -- Also refer to group 7052 | |
| 73/77 | F350, P350/500 | 6 | 300 | B3TZ 7A011-A | 3 1/16" O.D. x 11/16" wide-for 2 1/8" dia. shaft | 1 |
| | | | | 372401-S | (QQ-68)-snap ring (oil seal retaining)- 1 1/16" I.D. x 3/32" thickness | 1 |
| 74/76 | F100 | 8 | 302 | B8AZ 7A011-A | 1 13/16" I.D. x 1 1/4" long | 1 |
| | | | | 372292-S | (QQ-69)-snap ring (oil seal retaining)- 1 7/32" I.D. x 1 5/16" O.D. | 1 |
| 73/77 | F350,P350/500 | 6 | 300 | C0AZ 7015-C | SHAFT ASSY. (INPUT)-7 21/32" long- 54 teeth-29 splines | 1 |
| 74/76 | F100 | 8 | 302 | | | 1 |
| 73/77 | F350, P350/500 | 6 | 300 | D2AZ 7019-A | WASHER (INPUT SHAFT THRUST) | 1 |
| 74/76 | F100 | 8 | 302 | | | 1 |
| 74/76 | F100 | 8 | 302 | C6AZ 7D019-A | SEAL (OIL DISTRIBUTOR)-snap ring type-cast iron-1 7/8" O.D. | 4 |
| | | | | 7A020 | INDICATOR (OIL LEVEL) | |
| 73/74 | F350 | 6 | 300 | D3TZ 7A020-B | # D3TP-EA | 1 |
| 74 | F100 | 8 | 302 | | | 1 |
| 75/77 | F350 | 6 | 300 | D5TZ 7A020-A | # D5TP-A1A,A2A | 1 |
| 75/76 | F100 | 8 | 302 | | | 1 |
| 73/77 | P350/500 | 6 | All | C9AZ 7A020-C | | 1 |
| 73/77 | F350,P350/500 | 6 | 300 | B5A 7025-A | BUSHING (CASE) | 1 |
| 74/76 | F100 | 8 | 302 | | | 1 |
| | | | | 7A034 | BUSHING (EXTENSION HOUSING) | |
| 73/77 | F350, P350/500 | 6 | 300 | B3TZ 7A034-A | | 1 |
| 74/76 | F100 | 8 | 302 | B5AZ 7A034-A | 1 13/16" O.D. X 2 1/8" long | 1 |
| | | | | 7A039 | HOUSING (EXTENSION) | |
| 73/77 | F350 | 6 | 300 | C5TZ 7A039-B | # C5TP 7A040-C-5 5/16" long | 1 |
| 73/77 | P350/500 | 6 | 300 | C1TP 7A039-A | # C1TP 7A040-A-5 5/16" long | 1 |
| 74/76 | F100 | 8 | 302 | D5AZ 7A039-A | # D2AP 7A040-AA-16 3/8" long | 1 |
| 73/77 | F350, P350/500 | 6 | 300 | 359266-S8 | (BB-157)-bolt (housing to trans. case)- 3/8"-16 x 1 1/4" | 4 |
| | | | | 356684-S8 | (BB-169)-bolt (housing to trans. case)- hex. head-3/8"-16 x 3 3/4" | 1 |
| | | | | 44727-S8 | (X-24)-washer-flat-3/8" | 1 |
| | | | | 351487-S | (XX-291)-lockwasher-external tooth-3/8" | 5 |

1973/79
TRUCK SERIES 100/500

AUTOMATIC TRANSMISSION
C/M (FMX TYPE)

| YEAR | MODEL/RESTRICTIONS | ENGINE | | PART NUMBER | DESCRIPTION | QTY. |
|-------|--------------------|--------|--------------------|--------------|---|------|
| | | CYL. | C.I.D. (C.C.D.) | | | |
| | | | | 7C050 | SEAL (FRONT BAND SERVO PISTON GUIDE OIL) | |
| 73/77 | F350,P350/500 | 6 | 300 | B1AZ 7C050-B | Rubber-1 29/32" I.D. x 2 13/32" O.D. x 1/16" thick | 1 |
| 74/76 | F100 | 8 | 302 | | | 1 |
| 73/77 | F350,P350/500 | 6 | 300 | C8AZ 7C050-A | 2" I.D. x 2 1/2" O.D. | 1 |
| 73/77 | F350,P350/500 | 6 | 300 | C8AZ 7C051-A | SEAL (REAR CLUTCH PISTON OIL OUTER)-RUBBER-4 3/4" I.D. x 5 1/4" O.D. | 1 |
| 74/76 | F100 | 8 | 302 | | | 1 |
| | | | | 7052 | SEAL ASSY. (EXTENSION HOUSING OIL) - also refer to group 7A011 | |
| 74/76 | F100 | 8 | 302 | D5AZ 7052-A | 1 11/16" I.D. x 2 - 25/64" O.D. x 1 - 9/32" wide | 1 |
| | | | | 7C053 | GOVERNOR ASSY. (WITH COUNTERWEIGHT) | |
| 73/77 | F350,P350/500- | 6 | 300 | D3TZ 7C053-A | | 1 |
| 74/76 | F100 | 8 | 302 | D3AZ 7C053-A | | 1 |
| 73/77 | F350,P350/500 | 6 | 300 | C5TZ 7060-A | SHAFT ASSY. (OUTPUT)-72 teeth-10 splines-10 7/16" long | 1 |
| 74/76 | F100 | 8 | 302 | D1AZ 7060-A | 18 13/16" long | 1 |
| 73/77 | F350, P350/500 | 6 | 300 | C1VP 7C062-A | SEAT (OIL PRESSURE REGULATOR VALVE SPRING) | 1 |
| 74/76 | F100 | 8 | 302 | | | 1 |
| | | | | 7C063 | GOVERNOR ASSY. (LESS COUNTERWEIGHT) | |
| 73/77 | F350,P350/500 | 6 | 300 | D3TZ 7C063-C | | 1 |
| 74/76 | F100 | 8 | 302 | | | 1 |
| | | | | 26579-S7-8 | (U-172-C)-bolt (governor to counterweight)-fill. head-1/4"-20 x 1/2" | 1 |
| | | | | 34805-S8 | (X-62)-lockwasher-1/4" | 1 |
| | | | | 353351-S | (AA-9)-ball (governor to output shaft)-1/4" dia. | 1 |
| 73/77 | F350,P350/500 | 6 | 300 | 8D 7065 | BEARING (OUTPUT SHAFT) | 1 |
| 73/77 | F350,P350/500 | 6 | 300 | C8AZ 7B066-B | PLATE (CLUTCH PRESSURE FRONT) | 1 |
| 74/76 | F100 | 8 | 302 | | 5/8" dia. x 1/4" thick-54 teeth | 1 |
| 73/77 | F350,P350/500 | 6 | 300 | C8AZ 7B067-A | HUB (FRONT CLUTCH)-# C8AP 7B067-A | 1 |
| 74/76 | F100 | 8 | 302 | | 45 external teeth-20 internal teeth | 1 |
| 73/77 | F350,P350/500 | 6 | 300 | 8D 7070 | SNAP RING (OUTPUT SHAFT BEARING) | 1 |
| 73/77 | F350,P350/500 | 6 | 300 | COAP 7B070-A | SPRING (FRONT CLUTCH PISTON DISC)-5 5/16" O.D. x 2 7/8" and 3 15/16" I.D. x 1/16" thick | 1 |
| 74/76 | F100 | 8 | 302 | | | 1 |
| | | | | 7085 | RETAINER ASSY. (OUTPUT SHAFT BEARING) | |
| 73/77 | F350 | 6 | 300 | C4TZ 7085-F | 5 1/2" wide x 1 25/32" thick-(5) 13/32" holes | 1 |
| 73/77 | P350/500 | 6 | 300 | TBAA 7085-A | | 1 |
| 73/77 | F350,P350/500 | 6 | 300 | DOAZ 7E085-A | SPRING (REAR CLUTCH PRESSURE PLATE)-3 15/16" I.D. x 5 5/16" O.D. | 1 |
| 74/76 | F100 | 8 | 302 | | | 1 |
| 73/77 | F350,P350/500 | 6 | 300 | D2AZ 7086-A | GASKET (OUTPUT SHAFT BEARING RETAINER) | 1 |
| 74/76 | F100 | 8 | 302 | | | 1 |
| 73/77 | F350,P350/500 | 6 | 300 | B3TZ 7086-A | GASKET (EXTENSION HOUSING TO REAR OIL PUMP) | 1 |
| 73/77 | F350,P350/500 | 6 | 300 | C3AZ 7A089-A | CLUTCH ASSY. (PLANETARY) | 1 |
| 74/76 | F100 | 8 | 302 | | | 1 |
| | | | | 7A094 | BODY (FRONT BAND SERVO) | |
| 73/77 | F350,P350/500 | 6 | 300 | DOAZ 7A094-A | # DOAP 7A094-A | 1 |
| 74/76 | F100 | 8 | 302 | | | 1 |
| | | | | 359266-S8 | (BB-157)-bolt (front band servo to case)-hex. head-3/8"-16 x 1 1/4" | 1 |
| | | | | 34807-S8 | (X-66)-lockwasher-3/8" | 1 |

| YEAR | MODEL/RESTRICTIONS | ENGINE | | PART NUMBER | DESCRIPTION | QTY. |
|-------|---|--------|--------------------|--|---|------|
| | | CYL. | C.I.D. (C.C.D.) | | | |
| | | | | 7C096 | BEARING (PRIMARY SUN GEAR THRUST)—Also refer to groups 7D236, 77549 | |
| 73 | F350,P350/500— "Before Ser. R20,001" | 6 | 300 | B8TZ 7C096-B | 1 3/16" I.D. x 1 15/16" O.D. —incl. (38) rollers | 1 |
| 73/77 | F350, P350/500— "From Ser. R20,001" | 6 | 300 | D3AZ 7C096-A | Incl. race | 1 |
| 74/76 | F100 | 8 | 302 | | | 1 |
| | | | | 7A097 | CLIP (OIL PAN SCREEN RETAINING) | |
| 73/77 | F350,P350/500 | 6 | 300 | C8AZ 7A097-A | 1 51/64" long before bending | 1 |
| 74/76 | F100 | 8 | 302 | | | 1 |
| 73/77 | F350,P350/500 | 6 | 300 | C8AZ 7A097-B | 2 27/32" long before bending—with metal screen type filter | 1 |
| 74/76 | F100 | 8 | 302 | | | 1 |
| 73/77 | F350/P350/500 | 6 | 300 | D0AZ 7A098-A | SCREEN ASSY. (OIL PAN)—w/clips—incl. (1) each C3AZ 7A097-A, C8AZ 7A097-A, C8AZ 7A097-B and C8AZ 7A097-C | 1 |
| 74/76 | F100 | 8 | 302 | | | 1 |
| | | | | 7A100 | CONTROL (MAIN) | |
| 73/77 | F350,P350/500 | 6 | 300 | D3TZ 7A100-A | # N8, # G9, # N9, # 21, # 44 | 1 |
| | | | | 357913-S | (BB-127)—bolt (control to trans. case)—1/4"—20 x 1 5/8" | 3 |
| | | | | 34805-S8 | (X-62)—lockwasher—1/4" | 3 |
| | | | | 45518-S7-8 | (B-44)—bolt (upper body to lower body)—1/4"—20 x 2 1/2" | 4 |
| | | | | ★371351-S | Screw and washer assy. (upper body to lower body)—fill. head—No. 10—24 x 1 1/8" | 1 |
| | | | | 34805-S8 | (X-62)—lockwasher—1/4" | 4 |
| | | | | ★356746-S | Screw (control lower cover)—No. 10—24 x 3/4" | 3 |
| | | | | 374067-S100 | (BB-637-D)—screw (side plate to body)—fill. head—No. 10—24 x 7/16" | 4 |
| | | | | 34803-S7 | (X-60)—lockwasher—No. 10 | 6 |
| | | | | ★370949-S | Screw and lockwasher (lower cover to body)—pan head—No. 10—24 x 5/8" | 1 |
| | | | | | Screw and lockwasher assy.(end plate to lower body)—pan head—No. 10—24 x 5/8" | 1 |
| 74 | F100 | 8 | 302 | ★ D4TZ 7A100-C Not replaced (10/78) | # 31 | 1 |
| 75/76 | F100 | 8 | 302 | ★ D5TZ 7A100-A Not replaced (3/79) | # 33 | 1 |
| | | | | 7A103 | PUMP ASSY. (FRONT OIL) | |
| 73/77 | F350,P350/500 | 6 | 300 | C8AZ 7A103-A | | 1 |
| 74/76 | F100 | 8 | 302 | | | 1 |
| | | | | 371454-S | (BB-145)—bolt (pump to trans. case)—5/16"—18 x 2" | 4 |
| | | | | 7A108 | SUPPORT ASSY. (CONVERTER STATOR) | |
| 73/77 | F350,P350/500 | 6 | 300 | C8AZ 7A108-A | | 1 |
| 74/76 | F100 | 8 | 302 | | | 1 |
| | | | | ★356745-S | Screw (support to front oil pump)—flat head—No. 10—24 x 3/4" | 2 |
| | | | | 34803-S7 | (X-60)—lockwasher—No. 10 | AR |
| | | | | 7A115 | LEVER ASSY. (MANUAL CONTROL VALVE DETENT) | |
| 73/77 | F350,P350/500 | 6 | 300 | C3AZ 7A115-A | | 1 |
| 74/76 | F100 | 8 | 302 | | | 1 |
| 73/77 | F350,P350/500 | 6 | 300 | 33945-S8 | (M-51)—jam nut—9/16"—18 | 1 |
| 74/76 | F100 | 8 | 302 | 377330-S | (MM-169-K)—9/16"—18 | 1 |
| 73/77 | F350,P350/500 | 6 | 300 | ★ C3AZ 7A117-C | LEVER ASSY. (PARKING PAWL TOGGLE OPERATING) | 1 |
| 74/76 | F100 | 8 | 302 | r/bD9AZ 7A232-A | | 1 |

1973/79
TRUCK SERIES 100/500

AUTOMATIC TRANSMISSION
C/M (FMX TYPE)

| YEAR | MODEL/RESTRICTIONS | ENGINE | | PART NUMBER | DESCRIPTION | QTY. |
|-------|--------------------|--------|--------------------|---------------|--|------|
| | | CYL. | C.I.D. (C.C.D.) | | | |
| 73/77 | F350,P350/500 | 6 | 300 | C3AZ 7A119-A | PIN (PARKING PAWL TOGGLE OPERATING LEVER SUPPORT) | 1 |
| 74/76 | F100 | 8 | 302 | 374979-S | (XX-15-D)-retaining washer-(pin to lever)-5/16" dia. | 1 |
| | | | | 354861-S | (XX-137)-washer-flat-3/8" | 1 |
| 73/77 | F350,P350/500 | 6 | 300 | BIAZ 7120-A | BUSHING (INPUT SHAFT)-3/4" long x 1" O.D. x 1/16" wall thickness | 1 |
| 74/76 | F100 | 8 | 302 | | | 1 |
| 73/77 | F350,P350/500 | 6 | 300 | BIAZ 7A121-A | LEVER (PARKING PAWL TOGGLE) | 1 |
| 74/76 | F100 | 8 | 302 | | | 1 |
| | | | | 7C122 | SNAP RING (OUTPUT SHAFT RING GEAR RETAINING)-selective fit-5 13/32" O.D. x 1" gap | |
| 73/77 | F350,P350/500 | 6 | 300 | BIAZ 7C122-A | .055" thickness | AR |
| 74/76 | F100 | 8 | 302 | BIAZ 7C122-B | .057" | AR |
| | | | | BIAZ 7C122-C | .059" | AR |
| | | | | BIAZ 7C122-D | .064" | AR |
| | | | | BIAZ 7C122-E | .069" | AR |
| 73/77 | F350,P350/500 | 6 | 300 | C3AZ 7A130-B | SUPPORT ASSY. (PLANETARY GEARS) | 1 |
| 74/76 | F100 | 8 | 302 | | | 1 |
| 73/77 | F350,P350/500 | 6 | 300 | C4AZ 7A132-A | BUSHING (PLANET SUPPORT)-Reconditioners only | 1 |
| 74/76 | F100 | 8 | 302 | | | 1 |
| 73/77 | F350,P350/500 | 6 | 300 | BIAZ 7A136-A | GASKET (FRONT OIL PUMP TO CASE)-5 17/32" I.D. x 5 29/32" O.D. x 1/8" thick-cork and rubber combination | 1 |
| 74/76 | F100 | 8 | 302 | | | 1 |
| | | | | 7A139 | REGULATOR ASSY. (OIL PRESSURE) | |
| 73/77 | F350/500 | 6 | 300 | C8AZ 7A139-B | | 1 |
| 74/76 | F100 | 8 | 302 | | | 1 |
| | | | | 357235-S | (BB-136)-bolt (regulator to case)-5/16"-18 x 7/8" | 2 |
| | | | | 34806-S7 | (X-64)-lockwasher-5/16" | 2 |
| | | | | 7A141 | COVER (OIL PRESSURE REGULATOR BODY) | |
| 73/77 | F350,P350/500 | 6 | 300 | C8AZ 7A141-A | | 1 |
| 74/76 | F100 | 8 | 302 | | | 1 |
| | | | | ★356746-S | Screw (cover to body)-fill. head-No. 10-24 x 3/4" | 8 |
| | | | | 34803-S7 | (X-60)-lockwasher-No. 10 | 8 |
| 73/77 | F350,P350/500 | 6 | 300 | C3AZ 7A142-A | PLATE (OIL PRESSURE REGULATOR BODY SEPARATING) | 1 |
| 74/76 | F100 | 8 | 302 | | | 1 |
| | | | | 7A149 | PUMP (REAR OIL) | |
| 73/77 | F350,P350/500 | 6 | 300 | C8TZ 7A149-A | | 1 |
| | | | | 74144-S | (L-4)-key (rear oil pump to output shaft)-woodruff-5/8" x 1/8" | 1 |
| | | | | 7A152 | COVER (REAR OIL PUMP) | |
| 73/77 | F350, P350/500 | 6 | 300 | ★BIAZ 7A152-A | | 1 |
| | | | | 31080-S8 | (U-60)-bolt (rear oil pump cover to body)-fill. head-1/4"-20 x 5/8" | 5 |
| | | | | 34905-S7 | (X-97)-lockwasher-1/4" | 5 |
| | | | | 378148-S | (BB-29)-screw (rear oil pump cover to body)-No. 10-24 x 5/8" | 1 |
| | | | | 34803-S7 | (X-60)-lockwasher-No. 10 | 1 |

| YEAR | MODEL/RESTRICTIONS | ENGINE | | PART NUMBER | DESCRIPTION | QTY. |
|----------------|--------------------|----------------|--------------------|---------------------|--|------|
| | | CYL. | C.I.D. (C.C.D.) | | | |
| | | | | 7153 | GASKET and OIL SEAL KIT - Also refer to group 7C288 | |
| 73/77 | F350,P350/500 | All | All | D6AZ 7153-C | | 1 |
| 73/76 | F100 | All | All | | | 1 |
| Consists of | | | | | | |
| OIL SEALS | | OILSEALS | | GASKETS | # "O" RINGS | |
| 1-B1AZ 7C050-B | | 1-B9AZ 7A294-E | | 1-D2AZ 7086-A | 1-C8AZ 7A293-A | |
| 1-C1AZ 7C050-A | | 1-C1AZ 7A294-D | | 1-B1AZ 7A136-A | C8MY 7A293-A | |
| 1-C7AZ 7C050-C | | 1-C9AZ 7A294-A | | 1-B5AZ 7A191-B | 1-B1AZ 7C328-B | |
| 1-C8AZ 7C050-A | | 1-D5AZ 7B498-A | | 1-C8AZ 7A222-A | 1-C8AZ 7423-A | |
| 1-C8AZ 7C051-A | | 1-D1AZ 7A548-A | | 1-C1AP 7B426-A | 1-87034-S94 | |
| 1-B7AZ 7C098-B | | 1-386078-S | | | | |
| 1-C8AZ 7E212-A | | INSULATOR | | 1-INSTRUCTION SHEET | | |
| 1-B1AZ 7A294-C | | 1-D5AZ 7341-A | | | | |
| 1-B8AZ 7A294-D | | | | | | |
| 73/77 | F350,P350/500 | 6 | 300 | D1AZ 7A153-A | GEAR (OUTPUT SHAFT RING)-72 internal and 39 external teeth-6 1/8" O.D. x 1 34/64" long | 1 |
| 74/76 | F100 | 8 | 302 | | | 1 |
| 73/77 | F350,P350/500 | 6 | 300 | 378874-S | (QQ-94)-snap ring-4 1/4" dia. | 1 |
| 74/76 | F100 | 8 | 302 | | | 1 |
| 73/77 | F350,P350/500 | 6 | 300 | D0ZZ 7D157-A | PISTON ASSY. (REAR CLUTCH) | 1 |
| 74/76 | F100 | 8 | 302 | | # D0ZP 7D158-A-incl. D0AZ 7E085-A | 1 |
| 73/77 | F350, P350/500 | 6 | 300 | C9AZ 7A158-A | STRUT (FRONT BAND ACTUATING)-1 3/4" long x 11/16" wide | 1 |
| 74/76 | F100 | 8 | 302 | | | 1 |
| 74/76 | F100 | 8 | 302 | C3AZ 7D160-B | SPRING (OIL PRESSURE REGULATOR VALVE)-3 1/8" free length-19 coils | 1 |
| 73/77 | F350, P350/500 | 6 | 300 | | | 1 |
| | | | | 7A162 | BAND ASSY. (FRONT) | |
| 73/76 | F100 | All | All | D7AZ 7A162-A | Incl. (1) D1AZ 7A178-A screw | 1 |
| 73/77 | F350,P350/500 | All | All | | | 1 |

1973/79
TRUCK SERIES 100/500

AUTOMATIC TRANSMISSION
C/M (FMX TYPE)

| YEAR | MODEL/RESTRICTIONS | ENGINE | | PART NUMBER | DESCRIPTION | QTY. |
|-------|--------------------|--------|--------------------|--------------|--|------|
| | | CYL. | C.I.D. (C.C.D.) | | | |
| 73/77 | F350,P350/500 | 6 | 300 | C9AZ 7A164-A | PISTON (FRONT BAND SERVO) | 1 |
| 74/76 | F100 | 8 | 302 | | | 1 |
| | | | | 7B164 | PLATE ASSY. (CLUTCH) | |
| 73/77 | F350,P350/500 | 6 | 300 | C8AZ 7B164-G | Rear-internal spline-3/32" thick | 4 |
| 74/76 | F100 | 8 | 302 | | | 4 |
| 73/77 | F350,P350/500 | 6 | 300 | C9AZ 7B164-A | Forward-internal spline-45 teeth-5 1/4" O.D. | 5 |
| 74/76 | F100 | 8 | 302 | | | 5 |
| | | | | C9AZ 7B164-C | (.015" O.S.)-incl. (4) plates .058" thick-(1) plate .073" thick | 1 |
| | | | | C9AZ 7B164-D | (.030" O.S.)-incl. (4) plates .058" thick-(1) plate .088" thick | 1 |
| 73/77 | F350, P350/500 | 6 | 300 | B7AZ 7A165-A | SHAFT (FRONT BAND SERVO ACTUATING LEVER)-1 5/8" long x 7/16" O.D.-3 grooves one end | 1 |
| 74/76 | F100 | 8 | 302 | | | 1 |
| 73/77 | F350,P350/500 | 6 | 300 | B1AZ 7A166-A | WASHER (SECONDARY SUN GEAR THRUST OUTER)-1 1/2" I.D. x 2 5/16" O.D. x 1/16" thick-4 oil grooves each side-bronze | 1 |
| 74/76 | F100 | 8 | 302 | | | 1 |
| 73/77 | F350,P350/500 | 6 | 300 | B8TZ 7A168-A | SLEEVE (CLUTCH and GOVERNOR OIL DISTRIBUTOR) | 1 |
| | | | | 97708-S | (Q-5-R)-ring (sleeve to output shaft retaining) | 1 |
| 73/77 | F350,P350/500 | 6 | 300 | C6AZ 7A169-A | LEVER (REAR BAND SERVO ACTUATING) | 1 |
| 74/76 | F100 | 8 | 302 | | | 1 |
| 73/77 | F350,P350/500 | 6 | 300 | COAZ 7C169-A | SEAL (PRIMARY SUN GEAR OIL INTERMEDIATE)-cast iron 1 1/8" O.D. x 3/32" thick | 2 |
| 74/76 | F100 | 8 | 302 | | | 2 |
| | | | | 7A170 | TUBE (CLUTCH and GOVERNOR OIL INTERMEDIATE) | |
| 74/76 | F100 | 8 | 302 | C8AZ 7A170-A | | 1 |
| 73/77 | F350, P350/500 | 6 | 300 | B8AZ 7A170-A | | 1 |
| 73/77 | F350,P350/500 | 6 | 300 | B8AZ 7A171-A | SHAFT (REAR BAND SERVO ACTUATING LEVER) | 1 |
| 74/76 | F100 | 8 | 302 | | | 1 |
| 73/77 | F350,P350/500 | 6 | 300 | C1AZ 7A172-A | STRUT (REAR BAND ACTUATING)- | 1 |
| 74/76 | F100 | 8 | 302 | | 1 7/64" long x 11/64" thick x 29/32" wide | 1 |
| | | | | 7B172 | BODY (REAR BAND SERVO) | |
| 73/77 | F350,P350/500 | 6 | 300 | C8AZ 7B172-B | | 1 |
| 74/76 | F100 | 8 | 302 | | | 1 |
| 73/77 | F350,P350/500 | 6 | 300 | B7A 77420-A | Bolt (rear band servo to case)-7/16" -14 x 15/32"-special-w/pilot end 1 1/4" thread length | 1 |
| 74/76 | F100 | 8 | 302 | | | 1 |
| | | | | 354150-S8 | (BB-177)-bolt (rear band servo to case)-7/16"-14 x 1 3/4" | 1 |
| | | | | 34808-S8 | (X-67)-lockwasher-7/16" | 2 |
| | | | | 7A173 | TUBE (CLUTCH AND GOVERNOR OIL FRONT) | |
| 73/77 | F350,P350/500 | 6 | 300 | B8AZ 7A173-A | 5/16" O.D. x 1/32" wall thickness | 1 |
| 74/76 | F100 | 8 | 302 | C8AZ 7A173-A | | 1 |
| | | | | 7A174 | TUBE (CLUTCH AND GOVERNOR OIL REAR) | |
| 73/77 | F350,P350/500 | 6 | 300 | B8AZ 7A174-A | 5/16" O.D. x 1/32" wall thickness | 1 |
| 74/76 | F100 | 8 | 302 | C8AZ 7A174-A | | 1 |

| YEAR | MODEL/RESTRICTIONS | ENGINE | | PART NUMBER | DESCRIPTION | QTY. |
|-------|---|--------|--------------------|--------------|---|------|
| | | CYL. | C.I.D. (C.C.D.) | | | |
| 73/77 | F350,P350/500 | 6 | 300 | C3AZ 7D174-A | VALVE ASSY. (LUBE) | 1 |
| 74/76 | F100 | 8 | 302 | | | 1 |
| 73/77 | F350,P350/500 | 6 | 300 | B6AZ 7A175-A | STRUT (REAR BAND ANCHOR)-5/16" x 1 1/4" long x 1 1/4" wide-tapered | 1 |
| 74/76 | F100 | 8 | 302 | | | 1 |
| 73/77 | F350,PE50/500 | 6 | 300 | B5SZ 7A176-B | BAND ASSY. (REAR) | 1 |
| 74/76 | F100 | 8 | 302 | | | 1 |
| | | | | 7A178 | SCREW (BAND ADJUSTING) | |
| 73/77 | F350, P350/500 | 6 | 300 | C1AP 7A178-B | Rear-1/2"-20 x 2 7/16" overall length | 1 |
| 75 | F100 | 8 | 302 | | | 1 |
| 74 | F100 | 8 | 302 | C9ZZ 7A178-A | 1/2"-20 x 2 | 1 |
| 73/77 | F350, P350/500 | 6 | 300 | D1AZ 7A178-A | Front | 1 |
| 74/76 | F100 | 8 | 302 | | | 1 |
| | | | | 33943-S8 | (M-36)-nut (rear band)-1/2"-20 | 1 |
| | | | | 33924-S8 | (M-28)-nut (front band)-hex. head-3/8"-16 | 1 |
| 73/77 | F350,P350/500 | 6 | 300 | C4AZ 7190-B | ROLLER (CONVERTER STATOR CLUTCH) | 8 |
| 74/76 | F100 | 8 | 302 | | | 8 |
| 73/77 | F350, P350/500 | 6 | 300 | B5AZ 7A191-B | GASKET (OIL PAN)-9 25/32" x 12 7/16" | 1 |
| 74/76 | F100 | 8 | 302 | | | 1 |
| 73/77 | F350,P350/500 | 6 | 300 | C1AZ 7194-A | RETAINER (THIRD SECOND COASTING ORIFICE CONTROL VALVE SPRING) | 1 |
| 74/76 | F100 | 8 | 302 | | | 1 |
| | | | | 7A194 | PAN ASSY. (OIL) | |
| 73/77 | F350,P350/500 | 6 | 300 | C8AZ 7A194-A | | 1 |
| 74/76 | F100 | 8 | 302 | | | 1 |
| | | | | 20326-S7-8 | (B-49)-bolt (oil pan to trans. case)- 5/16"-18 x 5/8" | 14 |
| | | | | 34806-S7 | (X-64)-lockwasher-5/16" | 14 |
| 73/77 | F350,P350/500 | 6 | 300 | B5AZ 7A206-A | TUBE (OIL PRESSURE REGULATOR COMPENSATOR VALVE) | 1 |
| 74/76 | F100 | 8 | 302 | | | 1 |
| 73/77 | F350,P350/500 | 6 | 300 | C8AZ 7A208-A | TUBE (OIL PRESSURE REGULATOR LUBRICATION) | 1 |
| 74/76 | F100 | 8 | 302 | | | 1 |
| 73/77 | F350,P350/500 | 6 | 300 | C8AZ 7E212-A | SEAL (REAR CLUTCH PISTON OIL INNER)- 1 7/16" I.D. | 1 |
| 74/76 | F100 | 8 | 302 | | | 1 |
| 73/77 | F350,P350/500 | 6 | 300 | C8AZ 7A222-A | GASKET (REAR OIL PUMP TO CASE) | 1 |
| 74/76 | F100 | 8 | 302 | | | 1 |
| | | | | 7A228 | TUBE ASSY (OIL FILLER) | |
| 73/74 | F350 | 6 | 300 | D3TZ 7A228-C | # Tan - approx. 23 13/32" long | 1 |
| 74 | F100 | 8 | 302 | D4TZ 7A228-A | # White | 1 |
| 75/77 | F350 | 6 | 300 | D5TZ 7A228-A | # White | 1 |
| 75/76 | F100 | 8 | 302 | | | 1 |
| 73/77 | P350/500 | 6 | 300 | D3TZ 7A228-B | # Tan-approx. 19 7/8" long | 1 |
| 73/77 | F100/350, P350/500 | All | All | 87034-S94 | (T-1-A)-Seal - "0" ring - rubber-9/16" I.D. | 1 |
| | | | | 7A232 | ROD ASSY. (PARKING PAWL TOGGLE OPERATING LEVER) | |
| 73/77 | F350,P350/500 | 6 | 300 | C3AZ 7A232-A | | 1 |
| 74/76 | F100 | 8 | 302 | | | 1 |
| | | | | 97409-S8 | (Q-5-A)-ring-1/4" retaining | 1 |
| | | | | 7D236 | RACE (FRONT CLUTCH SUN GEAR THRUST WASHER) - Also refer to group 7C096 | |
| 73 | F350,P350/500- "Before Ser. R20,001" | 6 | 300 | C4AZ 7D236-B | 1 3/16" I.D. x 1 7/8" O.D. of flange x 1/8" wide | 1 |
| 73/77 | F350,P350/500 | 6 | 300 | D1AZ 7E242-A | SCREEN ASSY. (GOVERNOR OIL) | 1 |
| 74/76 | F100 | 8 | 302 | | | 1 |
| 73/77 | F350, P350/500 | 6 | 300 | D2AZ 7E243-A | PIN (FRONT BAND ANCHOR)-2 3/32" long x 5/16" dia. large end x 3/16" dia. small end | 1 |
| 74/76 | F100 | 8 | 302 | | | 1 |

1973/79
TRUCK SERIES 100/500

| YEAR | MODEL/RESTRICTIONS | ENGINE | | PART NUMBER | DESCRIPTION | QTY. |
|-------|---|--------|--------------------|--|--|------|
| | | CYL. | C.I.D. (C.C.D.) | | | |
| | | | | 7A244 | PIN (PARKING PAWL TOGGLE LEVER) | |
| 73/77 | F350, P350/500 | 6 | 300 | B9AP 7A244-A | 1 39/64" overall length-(1) round end and (1) grooved end | 1 |
| 74/76 | F100 | 8 | 302 | | | 1 |
| | | | | 74274-S | (R-3)-retainer (parking pawl toggle)- 1/4" groove | |
| 73/77 | F350, P350/500 | 6 | 300 | D3AZ 7D245-A | SPRING KIT (CONTROL OIL PRESSURE COMPENSATOR) - consists of (1) D3FP 7A324-AA spring (1) D3FP 7351-AA spring | 1 |
| 74/76 | F100 | 8 | 302 | | | 1 |
| 73/77 | F350,P350/500 | 6 | 300 | D3TZ 7A246-A | TUBE (BREATHER) | 1 |
| 74/76 | F100 | 8 | 302 | C5AZ 7A246-A | | 1 |
| 73/77 | F350,P350/500 | 6 | 300 | C2AZ 7A248-A | SEAL ASSY. (FRONT OIL PUMP OIL)- 2" I.D. x 2 3/4" O.D. x 3/8" thick | 1 |
| 74/76 | F100 | 8 | 302 | | | 1 |
| 73/77 | F350,P350/500 | 6 | 300 | C8AZ 7E253-A | SNAP RING (GOVERNOR) | 1 |
| 74/76 | F100 | 8 | 302 | | | 1 |
| | | | | 7A256 | LEVER ASSY. (MANUAL CONTROL) | |
| 73/77 | F350 | 6 | 300 | D3TZ 7A256-B | | 1 |
| 74/76 | F100 | 8 | 302 | | | 1 |
| 73/77 | P350/500 | 6 | 300 | D0TZ 7A256-B | | 1 |
| 73/77 | F350,P350/500 | 6 | 300 | B5AZ 7B256-A | BUSHING (OUTPUT SHAFT FRONT) | 1 |
| 74/76 | F100 | 8 | 302 | | | 1 |
| | | | | 7B257 | BUSHING (REAR BRAKE DRUM SUPPORT) | |
| 73/77 | F350,P350/500 | 6 | 300 | B5AZ 7B257-A | | 1 |
| 74/76 | F100 | 8 | 302 | B1AZ 7B257-B | 1" I.D. x 3/4" long | 1 |
| 73/77 | F350, P350/500 | 6 | 300 | C6AZ 7B258-A | BUSHING (FRONT OIL PUMP)-2" I.D. x 2 1/8" O.D. x 3/4" wide-split | 1 |
| 74/76 | F100 | 8 | 302 | | | 1 |
| 73/77 | F350, P350/500 | 6 | 300 | C1AZ 7B259-A | BUSHING (FRONT OIL PUMP DRIVE GEAR)- 1 15/16" O.D. x 1/16" wall thickness x 3/8" long-split | 1 |
| 74/76 | F100 | 8 | 302 | | | 1 |
| 73/77 | F350,P350/500 | 6 | 300 | B5AZ 7B260-A | BUSHING (REAR OIL PUMP BODY)- 2 1/16" I.D. x 2 3/8" O.D. x 3/4" long- 1/16" wall thickness | 1 |
| 74/76 | F100 | 8 | 302 | | | 1 |
| 73/77 | F350,P350/500 | 6 | 300 | B8AZ 7A261-A | SPRING (MANUAL CONTROL VALVE DETENT LEVER)-1 23/32" free length- 23 active coils | 1 |
| 74/76 | F100 | 8 | 302 | | | 1 |
| 73/77 | F350,P350/500 | 6 | 300 | C8AZ 7B261-A | BUSHING (CONVERTER STATOR SUPPORT) | 1 |
| 74/76 | F100 | 8 | 302 | | | 1 |
| 73/77 | F350,P350/500 | 6 | 300 | D1AZ 7A262-A | PISTON (FRONT CLUTCH)- # D0AP 7A258-C | 1 |
| 74/76 | F100 | 8 | 302 | | | 1 |
| | | | | 7B264 | RETAINER (REAR BAND SERVO PISTON SPRING) | |
| 73 | F350,P350/500- "Before Ser. S20,001" | 6 | 300 | B8AZ 7B264-C | Use w/accumulator piston | 1 |
| 73/77 | F350, P350/500 - - "From Ser. S00,001" | 6 | 300 | D3AZ 7B264-B | 3 1/4" O.D.-w/o accumulator piston | 1 |
| 74/76 | F100 | 8 | 302 | | | 1 |
| | | | | 7A266 | PISTON (REAR BAND SERVO) | |
| 73 | F350,P350/500- "Before Ser. S00,001" | 6 | 300 | ★ B8AZ 7A266-A Not replaced (10/78) | Accumulator-1 7/16" O.D. x 1 7/8" long | 1 |
| 73 | F350,P350/500- "Before Ser. S00,001" | 6 | 300 | C6AZ 7A266-A | Use w/accumulator piston-3 3/16" O.D.- incl. 2 1/8" long rod | 1 |
| 73/77 | F350, P350/500- "From Ser. S00,001" | 6 | 300 | D3AZ 7A266-B | Without accumulator piston-3 1/4" O.D. x 2 1/8" long | 1 |
| 74/76 | F100 | 8 | 302 | | | 1 |

**AUTOMATIC TRANSMISSION
C/M (FMX TYPE)**

**1973/79
TRUCK SERIES 100/500**

| YEAR | MODEL/RESTRICTIONS | ENGINE | | PART NUMBER | DESCRIPTION | QTY. |
|-------|--------------------|--------|--------------------|-------------------------|--|------|
| | | CYL. | C.I.D. (C.C.D.) | | | |
| 73/77 | F350,P350/500 | 6 | 300 | C9AZ 7A269-A | GUIDE (FRONT BAND SERVO PISTON) | 1 |
| 74/76 | F100 | 8 | 302 | | | 1 |
| | | | | 7D273 | CONNECTOR (OIL COOLER TUBE) | |
| 77 | F350,P500 | All | All | D7AZ 7D273-A | | 2 |
| 73/77 | F350,P350 | 6 | 300 | B1AZ 7A291-A | BOLT (PLANETARY GEARS SUPPORT) | 2 |
| 74/76 | F100 | 8 | 302 | | | 2 |
| | | | | 351487-S | (XX-291) - lockwasher - 3/8" | 2 |
| 73/77 | F350,P350/500 | 6 | 300 | C9AZ 7A294-A | SEAL (FRONT BAND SERVO PISTON OIL | 1 |
| 74/76 | F100 | 8 | 302 | | INNER)-rubber | 1 |
| 73/77 | F350,P350/500 | 6 | 300 | B9AZ 7A294-E | SEAL (FRONT BAND SERVO PISTON OIL | 1 |
| 74/76 | F100 | 8 | 302 | | OUTER)-rubber | 1 |
| 73/77 | F350,P350/500 | 6 | 300 | B1AZ 7A295-A | PIN (PARKING PAWL TOGGLE LEVER)- | 1 |
| 74/76 | F100 | 8 | 302 | | 3/8" dia. x 1 3/4" overall length-special hd. | 1 |
| 73/77 | F350, P350/500 | 6 | 300 | B1AZ 7C328-B | SEAL (FRONT CLUTCH CYLINDER OIL) | 1 |
| 74/76 | F100 | 8 | 302 | | | 1 |
| | | | | 7330 | LEVER (FRONT BAND SERVO ACTUATING) | |
| 74/76 | F100 | 8 | 302 | C8AZ 7330-A | # C8AP 7A054-A | 1 |
| 73/77 | F350, P350/500 | 6 | 300 | | | 1 |
| 73/77 | F350,P350/500 | 6 | 300 | D4AZ 7341-A | INSULATOR (GEARSHIFT ARM) | 1 |
| 74/76 | F100 | 8 | 302 | | | 1 |
| 73/77 | F350,P350/500 | 6 | 300 | D2AZ 7A360-C | CYLINDER (CLUTCH FRONT)-27 internal | 1 |
| 74/76 | F100 | 8 | 302 | | teeth-45 external teeth-3 1/4" overall length | 1 |
| 74/76 | F100 | 8 | 302 | D8AZ 7B368-A | WASHER (OUTPUT SHAFT THRUST REAR) | 1 |
| | | | | 7A377 | DIAPHRAGM ASSY. (VACUUM | |
| | | | | | THROTTLE VALVE) | |
| 73/77 | F350,P350/500 | 6 | 300 | C1AZ 7A377-B | *TM-1-single area diaphragm-#.12 light blue or | 1 |
| 74/76 | F100 | 8 | 302 | | yellow band-incl. (1) C1AP 7B426-B gasket | 1 |
| 74/76 | F100 | 8 | 302 | D3AZ 7A377-A | Dual area diaphragm-*TM-18-# Black | 1 |
| 73/77 | F350,P350/500 | 6 | 300 | C2AZ 7A380-A | ROD (THROTTLE CONTROL VALVE)- | 1 |
| 74/76 | F100 | 8 | 302 | | 1/8" O.D. x 2 7/8" long | 1 |
| 73/77 | F350,P350/500 | 6 | 300 | C8AZ 7A383-B | SUPPORT ASSY. (REAR)# C8AP 7A033-B- | 1 |
| 74/76 | F100 | 8 | 302 | | incl. (1) each 352532-S cup plug and | 1 |
| | | | | | instruction sheet | |
| | | | | 7A385 | WASHER (OUTPUT SHAFT THRUST FRONT)- | |
| | | | | | Selective fit | |
| 73/77 | F350,P350/500 | 6 | 300 | C5AZ 7A385-E | .062" thick | AR |
| 74/76 | F100 | 8 | 302 | | | AR |
| | | | | C5AZ 7A385-F | .067" thick | AR |
| | | | | C5AZ 7A385-G | .075" thick | AR |
| | | | | C5AZ 7A385-H | .082" thick | AR |
| | | | | C5TZ 7A385-D | .093" thick | AR |
| | | | | C5TZ 7A385-C | .106" thick | AR |
| 74/76 | F100 | 8 | 302 | ★ C8AZ 7A387-A | RACE (OUTPUT SHAFT REAR THRUST | 1 |
| 73/77 | F350,P350/500 | | | /b D8AZ 7B368-A (10/78) | BEARING)-2 3/16" I.D. x 2 15/16" O.D. | 1 |
| 73/77 | F350,P350/500 | 6 | 300 | C7AZ 7C389-A | VALVE (MANUAL CONTROL) | 1 |
| 74/76 | F100 | 8 | 302 | | | 1 |
| 73/77 | F350,P350/500 | 6 | 300 | C1VP 7B391-B | GASKET (GOVERNOR INSPECTION COVER) | 1 |

1973/79
TRUCK SERIES 100/500

AUTOMATIC TRANSMISSION
C/M (FMX TYPE)

| YEAR | MODEL/RESTRICTIONS | ENGINE | | PART NUMBER | DESCRIPTION | QTY. |
|--|--|----------------|--------------------|---------------------|--|--------|
| | | CYL. | C.I.D. (C.C.D.) | | | |
| 7C391 OVERHAUL KIT | | | | | | |
| 73/77 | F100/350, P350/500 | All | All | D6AZ 7C391-C | | 1 |
| Consists of | | | | | | |
| OIL SEALS | | PLATES | | GASKET KIT | | |
| 4-C6AZ 7D019-A | | 4-C8AZ 7B164-G | | 1-D6AZ 7153-C | | |
| 1-D5AZ 7052-A | | 5-C9AZ 7B164-A | | 1-INSTRUCTION SHEET | | |
| 2-C0AZ 7C169-A | | 1-C9AP 7E311-B | | | | |
| 1-C2AZ 7A248-A | | 1-C9AP 7E311-C | | | | |
| 2-1P-77542-A | | 9-C8AZ 7B442-A | | | | |
| 2-1P-77543-B | | | | | | |
| 7A393 PLATE (MAIN CONTROL UPPER VALVE BODY REAR) | | | | | | |
| 73/77 | F350,P350/500 | 6 | 300 | C1SP 7A393-A | | 1 |
| 74/76 | F100 | 8 | 302 | | | 1 |
| | | | | 374067-S100 | (BB-637-D)-screw (rear plate)-fill. head-No. 10-24 x 7/16" | 3 |
| | | | | 34803-S7 | (X-60)-lockwasher-No. 10 | 3 |
| 73/77 | F350,P350/500 | 6 | 300 | DOTZ 7A394-A | LEVER ASSY. (DOWNSHIFT CONTROL OUTER) | 1 |
| 74/76 | F100 | 8 | 302 | | | 1 |
| 7A396 PLATE (MAIN CONTROL UPPER VALVE BODY FRONT) | | | | | | |
| 73/77 | F350,P350/500 | 6 | 300 | C1AP 7A396-A | | 1 |
| 74/76 | F100 | 8 | 302 | | | 1 |
| | | | | 374067-S100 | (BB-637-D)-screw (front plate to upper valve body)-fill. hd.-No. 10-24 x 7/16" | 2 |
| | | | | 34803-S7 | (X-60)-lockwasher-No. 10 | 2 |
| 73/77 | F350,P350/500 | 6 | 300 | D1AZ 7A398-B | DRUM and PLANETARY GEAR ASSY. (REAR BRAKE) | 1 |
| 74/76 | F100 | 8 | 302 | | | 1 |
| 73/77 | F350,P350/500 | 6 | 300 | D8AZ 7A399-A | GEAR ASSY. (PRIMARY SUN) | 1 |
| 74/76 | F100 | 8 | 302 | | | 1 |
| 73/77 | F350,P350/500 | 6 | 300 | D1AZ 7E415-A | PIN (PARKING PAWL TOGGLE LINK)- | 1 |
| 74/76 | F100 | 8 | 302 | | | 1 |
| 73/77 | F350,P350/500 | 6 | 300 | D1AZ 7E416-A | SPRING (PARKING PAWL TOGGLE RETURN) | 1 |
| 74/76 | F100 | 8 | 302 | | | 1 |
| 73/77 | F350,P350/500 | 6 | 300 | C8AZ 7423-A | "O" RING (REAR BAND SERVO PISTON OIL)-2 7/8" I.D. x 3 1/8" O.D. | 1 |
| 74/76 | F100 | 8 | 302 | | | 1 |
| 73/77 | F350,P350/500 | 6 | 300 | C1AP 7B426-A | GASKET (THROTTLE CONTROL VALVE) | 1 |
| 74/76 | F100 | 8 | 302 | | | 1 |
| 73/77 | F350,P350/500 | 6 | 300 | B8SZ 7B437-A | PLATE (REAR CLUTCH PRESSURE) 54 teeth-3 7/8" I.D. | 1 |
| 74/76 | F100 | 8 | 302 | | | 1 |
| 73/77 | F350, P350/500 | 6 | 300 | B4AZ 7A441-A | PAWL (PARKING) | 1 |
| 74/76 | F100 | 8 | 302 | | | 1 |
| 73/77 | F350,P350/500 | 6 | 300 | C8AZ 7B442-A | PLATE (CLUTCH DRIVEN REAR)-54 teeth-3 29/32" I.D. | 4 |
| 74/76 | F100 | 8 | 302 | | | 3 or 4 |
| 73/77 | F350,P350/500 | 6 | 300 | C8AZ 7B442-A | PLATE (CLUTCH DRIVEN FRONT)- 54 teeth-3 29/32" I.D. | 4 |
| 74/76 | F100 | 8 | 302 | | | 4 |
| 7C458 ROLLER (REAR CLUTCH SUN GEAR FRONT BEARING) | | | | | | |
| 73/77 | F100/350,P350/500 | All | All | C2AZ 7C458-A | 13/32" long-pointed ends | 34 |
| | | | | B1A 77507-E | 13/32" long-blunt ends | 34 |
| 73/77 | F350,P350/500 | 6 | 300 | C8AZ 7D469-A | TUBE (FRONT BAND SERVO OIL) | 1 |
| 74/76 | F100 | 8 | 302 | | | 1 |
| 74/76 | F100 | 8 | 302 | B5A 7470-A | SPACER (OIL PRESSURE REGULATOR VALVE)-9/16" O.D. x 13/16" long | 1 |
| 73/77 | F350,P350/500 | 6 | 300 | | | 1 |
| 7D474 SPRING (REAR BAND SERVO PISTON) | | | | | | |
| 73 | F350,P350/500 "Before Ser. S00,001" | 6 | 300 | C6AZ 7D474-A | Use w/accummulator piston | 1 |

**AUTOMATIC TRANSMISSION
C/M (FMX TYPE)**

**1973/79
TRUCK SERIES 100/500**

SECTION A70.2 11

| YEAR | MODEL/RESTRICTIONS | ENGINE | | PART NUMBER | DESCRIPTION | QTY. |
|--|---------------------------------------|--------|--------------------|--------------|---|------|
| | | CYL. | C.I.D. (C.C.D.) | | | |
| 7D474 | | | | | | |
| SPRING (REAR BAND SERVO PISTON) — Cont'd | | | | | | |
| 73/77 | F350,P350/500— "From Ser. S00,001" | 6 | 300 | D3AZ 7D474-B | Use w/o accumulator piston | 1 |
| 74/76 | F100 | 8 | 302 | | | 1 |
| 73/77 | F350,P350/500 | 6 | 300 | B1AZ 7A480-A | SPRING (REAR CLUTCH PISTON)— 3 1/2 L.H. coils—2 9/16" I.D. x 2 11/32" free length | 1 |
| 74/76 | F100 | 8 | 302 | | | 1 |
| 7D480 | | | | | | |
| BEARING ASSY. (REAR CLUTCH BRAKE DRUM and SECONDARY SUN GEAR)— Also serviced in 7A626 assy. — also refer to group 7C458 | | | | | | |
| 73/77 | F100/350,P350/500 | All | All | C8AZ 7D480-A | 1 5/16" O.D. x 1/2" wide — incl. 39 rollers | 1 |
| 7D483 | | | | | | |
| RETAINER (REAR CLUTCH PLATE) | | | | | | |
| 73/77 | F350,P350/500 | 6 | 300 | C7AZ 7D483-A | 5 11/16" O.D. x 3/16" thick | 1 |
| 74/76 | F100 | 8 | 302 | | | 1 |
| | | | | C8AZ 7D483-A | .104" thick | AR |
| | | | | C8AZ 7D483-B | .090" thick | AR |
| | | | | C8AZ 7D483-C | .062" thick | AR |
| 73/77 | F350,P350/500 | 6 | 300 | C7AZ 7D483-A | RETAINER (INPUT TO FRONT CLUTCH CYLINDER)—5 11/16" free O.D. x 3/16" thick | 1 |
| 74/76 | F100 | 8 | 302 | | | 1 |
| 73/77 | F350,P350/500 | 6 | 300 | D0AZ 7D484-A | WASHER (FRONT CLUTCH SUN GEAR THRUST FRONT)—1 1/4" I.D. x 1 27/32" O.D. | 1 |
| 74/76 | F100 | 8 | 302 | | | 1 |
| 73/77 | F350,P350/500 | 6 | 300 | D5AZ 7B498-A | SEAL (MANUAL CONTROL LEVER OIL) 3/4" I.D. X 1 1/16" O.D. X 7/32" thick | 1 |
| 74/76 | F100 | 8 | 302 | | | 1 |
| 73/77 | F350,P350/500 | 6 | 300 | D1AZ 7A548-A | OIL SEAL (FRONT CLUTCH PISTON)— rubber—4 3/16" I.D. x 4 5/8" O.D. x 3/32" thick | 1 |
| 74/76 | F100 | 8 | 302 | | | 1 |
| 73/77 | F350,P350/500 | 6 | 300 | C8AZ 7A626-A | DRUM and SECONDARY SUN GEAR ASSY. (FRONT BRAKE)—54 drum teeth—36 sun gear teeth | 1 |
| 74/76 | F100 | 8 | 302 | | | 1 |
| 7729 | | | | | | |
| PLATE (MAIN CONTROL LOWER VALVE BODY COVER) | | | | | | |
| 73/77 | F350,P350/500 | 6 | 300 | B8A 7729-A | | 1 |
| 74/76 | F100 | 8 | 302 | | | 1 |
| | | | | ★355128-S7 | Screw (plate to cover)—pan slotted head— No. 10—24 x 7/16" | 1 |
| | | | | 34803-S7 | (X-60)—lockwasher—No. 10 | 2 |
| 73/77 | F350,P350/500 | 6 | 300 | C7AZ 7734-D | PLATE (COVER TO LOWER VALVE BODY SEPARATING) | 1 |
| 74/76 | F100 | 8 | 302 | | | 1 |
| 73/77 | F350,P350/500 | 6 | 300 | B6AZ 7A812-A | WASHER (CONVERTER IMPELLER THRUST) 1 3/4" I.D. x 3" O.D. x 3/32" thick—(2) tabs | 1 |
| 74/76 | F100 | 8 | 302 | | | 1 |
| 73/77 | F350,P350/500 | 6 | 300 | B9AZ 7A814-A | SPRING (CONVERTER STATOR CLUTCH) | AR |
| 74/76 | F100 | 8 | 302 | | | AR |
| 7902 | | | | | | |
| CONVERTER ASSY. | | | | | | |
| 73/77 | F350, P350/500 | All | All | D70Z 7902-A | # 56,82,84,85 — — 12" | 1 |
| 74 | F100 | 8 | 302 | | | 1 |
| 75/76 | F100 | 8 | 302 | D30Z 7902-A | # CC, # 77, # 81 — — 11 1/4" | 1 |
| | | | | 357916-S | (PP-35) — plug (conv. drain) — 118"—27— pipe — dry seal | 2 |
| | | | | 378941-S7-8 | (MM-169-H) — nut (conv. to fly wheel) 3/8"—24 | 4 |

1973/79
TRUCK SERIES 100/500

AUTOMATIC TRANSMISSION
C/M (FMX TYPE)

| YEAR | MODEL/RESTRICTIONS | ENGINE | | PART NUMBER | DESCRIPTION | QTY. |
|-------|--------------------|--------|--------------------|--------------|--|------|
| | | CYL. | C.I.D. (C.C.D.) | | | |
| | | | | 7975-6 | HOUSING (CONVERTER) | |
| 73/77 | P350/500 | 6 | 300 | C5TZ 7975-A | | 1 |
| 73/77 | F350 | 6 | 300 | D20Z 7976-D | | 1 |
| 74/76 | F100 | 8 | 302 | D20Z 7976-D | | 1 |
| 73/77 | F350, P350/500 | 6 | 300 | 20450-S | (B-106)-bolt (converter housing to trans. case)-hex. hd.-7/16"-14 x 1 3/8" | 4 |
| | | | | 34808-S8 | (X-67)-lockwasher-7/16" | 4 |
| | | | | 77014 | PLATE (MAIN CONTROL LOWER VALVE BODY END) | |
| 73/77 | F350,P350/500 | 6 | 300 | B8A 77014-A | | 1 |
| 74/76 | F100 | 8 | 302 | | | 1 |
| | | | | 374067-S100 | (BB-637-D)-screw (plate to lower body)-fill. head-No. 10-24 x 7/16" | 4 |
| | | | | 34803-S7 | (X-60)-lockwasher-No. 10 | 4 |
| | | | | 77063 | SLEEVE (OUTPUT SHAFT OIL) | |
| 73/77 | F350,P350/500 | 6 | 300 | B1A 77063-A | 3/4" and 1 1/8" O.D. x 3 29/32" long | 1 |
| 73/77 | F350, P350/500 | 6 | 300 | C9AZ 77063-B | .005" O.S. | 1 |
| 73/77 | F350, P350/500 | 6 | 300 | C9AZ 77063-C | .010" O.S. | 1 |
| 73/77 | F350, P350/500 | 6 | 300 | C9AZ 77063-D | .015" O.S. | 1 |
| 73/77 | F350, P350/500 | 6 | 300 | PMA 77094-A | SPACER (EXTENSION BEARING)-.013" thick | 1 |
| 73/77 | F350, P350/500 | 6 | 300 | ★1P 77265-B | SEAL (THROTTLE CONTROL OUTER LEVER OIL)-3/8" I.D. x 15/32" O.D. x 3/32" thick-"o" ring type | 1 |
| 74/76 | F100 | 8 | 302 | R/B 386078-S | | 1 |
| | | | | 77283 | LEVER (THROTTLE CONTROL INNER) | |
| 73/77 | F350, P350/500 | 6 | 300 | B5A 77283-A | | 1 |
| 74/76 | F100 | 8 | 302 | | | 1 |
| | | | | 33798-S8 | (M-62)-nut-5/16"-24 | 1 |
| | | | | 34806-S7 | (X-64)-lockwasher-5/16" | 1 |
| 73/77 | F350, P350/500 | 6 | 300 | 1P 77312-A | PIN (PARKING PAWL)-15/32" dia. x 2 1/32" long | 1 |
| 74/76 | F100 | 8 | 302 | | | 1 |
| | | | | 77316 | LINK (PARKING PAWL TOGGLE TO PAWL) | |
| 73/77 | F350, P350/500 | 6 | 300 | 1P 77316-A | | 1 |
| 74/76 | F100 | 8 | 302 | | | 1 |
| | | | | 356414-S | (XX-110)-washer (link to pawl-flat-21/64" dia. | 1 |
| 73/77 | F350, P350/500 | 6 | 300 | B8A 77323-A | RETAINER (PARKING PAWL TOGGLE RETURN SPRING)-5/16" I.D. x 9/16" and 27/64" O.D. x 5/16"-groove around small dia. | 1 |
| 74/76 | F100 | 8 | 302 | | | 1 |
| 73/77 | F350, P350/500 | 6 | 300 | 1P 77326-A | RETAINER (PARKING PAWL TOGGLE LEVER PIN)-9/16" O.D. | 1 |
| 74/76 | F100 | 8 | 302 | | | 1 |
| 73/77 | F350, P350/500 | 6 | 300 | 1P 77356-A | PIN (SERVO ACTUATING LEVER SHAFT)-rear band-5/32" dia. x 1 1/4" long | 1 |
| 74/76 | F100 | 8 | 302 | | | 1 |
| 73/77 | F350, P350/500 | 6 | 300 | 1P 77366-A | SNAP RING (FRONT BAND SERVO PISTON GUIDE TO SERVO)-2 19/32" O.D. | 1 |
| 74/76 | F100 | 8 | 302 | | | 1 |
| 73 | F350, P350/500 | 6 | 300 | B8A 77369-A | SPRING (REAR BAND SERVO ACCUMULATOR) - 9/16" large O.D. x 1/4" small O.D. x 9/16" long | 1 |

AUTOMATIC TRANSMISSION
C/M (FMX TYPE)

1973/79
TRUCK SERIES 100/500

SECTION A70.2 13

| YEAR | MODEL/RESTRICTIONS | ENGINE | | PART NUMBER | DESCRIPTION | QTY. |
|-------|--|--------|--------------------|--------------------------------------|---|------|
| | | CYL. | C.I.D. (C.C.D.) | | | |
| 73/77 | F350, P350/500- | 6 | 300 | B5A 77379-A | TUBE (FRONT BAND SERVO OIL)- | 1 |
| 74/76 | F100 | 8 | 302 | | 5/16" O.D. x 3 11/16" long-w/ accumulator piston | 1 |
| 74/76 | F100 | 8 | 302 | B5A 77406-A | BEARING (REAR SERVO LEVER | 29 |
| 73/77 | F350, P350/500 | 6 | 300 | | NEEDLE)- #Q10599-1/16" O.D. x 5/16" long | 29 |
| | | | | 353952-S | (XX-198)washer-(retain needle in actuator lever)-7/32" I.D. x 1/2" O.D. | 2 |
| 73/77 | F350, P350/500 | 6 | 300 | B8A 77417-A | SNAP RING (REAR SERVO PISTON | 1 |
| 74/76 | F100 | 8 | 302 | | RETAINING) | 1 |
| | | | | 77420 | BOLT (REAR BAND SERVO TO CASE) | |
| 73/77 | F350, P350/500 | 6 | 300 | B7A 77420-A | 7/16"-14 x 2 15/32" special-w/pilot end- | 1 |
| 74/76 | F100 | 8 | 302 | | 1 1/4" thread length | 1 |
| | | | | 34808-S8 | (X-67)-lockwasher-7/16" | 1 |
| 73/77 | F350, P350/500 | 6 | 300 | B5A 77469-A | TUBE (OIL PRESSURE REGULATOR MAIN | 1 |
| 74/76 | F100 | 8 | 302 | | CONTROL VALVE) | 1 |
| | | | | 77507 | Refer to group 7C458 | |
| 73/77 | F350, P350/500 | 6 | 300 | 1P 77516-B | SEAT (REAR CLUTCH PISTON SPRING)- | 1 |
| 74/76 | F100 | 8 | 302 | | 1 11/16" I.D. x 2 7/8" O.D. x 5/16" overall thickness | 1 |
| 73/77 | F350, P350/500 | 6 | 300 | 1P 77517-A | SNAP RING (REAR CLUTCH PISTON | 1 |
| 74/76 | F100 | 8 | 302 | | SPRING RETAINING)-1 1/2" I.D. | 1 |
| 73/77 | F350, P350/500 | 6 | 300 | 1P 77524-A | WASHER (SECONDARY SUN GEAR THRUST | 1 |
| 74/76 | F100 | 8 | 302 | | INNER)-1 45/64" I.D. x 2 3/8" O.D. x 1/8" thick-steel | 1 |
| 73/77 | F350, P350/500 | 6 | 300 | 1P 77542-A | SEAL (PRIMARY SUN GEAR OIL FRONT)- | 2 |
| 74/76 | F100 | 8 | 302 | | Cast iron-1 1/16" O.D. x 3/32" thick | 2 |
| 73/77 | F350, P350/500 | 6 | 300 | 1P 77543-B | SEAL (PRIMARY SUN GEAR OIL REAR)- | 2 |
| 74/76 | F100 | 8 | 302 | | cast iron-15/16" O.D. x 3/32" thick- interlocking slot | 2 |
| 73/77 | F350, P350/500 | 6 | 300 | B5S 77545-A | WASHER (PRIMARY TO SECONDARY SUN | 1 |
| 74/76 | F100 | 8 | 302 | | GEAR THRUST FRONT)-1 5/16" I.D. x 2 13/64" O.D. x 1/16" thick-oil grooves each side | 1 |
| 73 | F350, P350/500- "Before Ser. R20,001" | 6 | 300 | ★ B8T 77549-A not replaced (3/79) | RACE (PRIMARY SUN GEAR THRUST)-Also refer to group 7C096 | 1 |
| 73/77 | F350, P350/500 | 6 | 300 | B5A 77563-A | RING (FRONT CLUTCH PISTON DISC | 1 |
| 74/76 | F100 | 8 | 302 | | SPRING PRESSURE) | 1 |
| 73/77 | F350, P350/500 | 6 | 300 | 1P 77567-A | SNAP RING (FRONT CLUTCH PRESSURE | 1 |
| 74/76 | F100 | 8 | 302 | | PLATE TO CYLINDER)-5 9/16" O.D. x 3/32" thick | 1 |
| 73/77 | F350, P350/500 | 6 | 300 | B5S 77577-B | WASHER (FRONT CLUTCH HUB TO INPUT | 1 |
| 74/76 | F100 | 8 | 302 | | SHAFT THRUST)-57/64" I.D. x 1 23/32" O.D. x 1/16" thick | 1 |
| 73/77 | F350, P350/500 | 6 | 300 | B8A 77607-A | PLUNGER (MANUAL VALVE DETENT)- | 1 |
| 74/76 | F100 | 8 | 302 | | 5/16" O.D. x 11/16" long-one flat end | 1 |
| | | | | 372720-S | AA-D-ball-3/8" | 1 |
| 73 | F350, P350/500 | 6 | 300 | B8A 77658-A | VALVE (REAR BAND SERVO CHECK)- | 1 |
| | | | | | w/accumulator piston | |
| 73/77 | F350, P350/500 | 6 | 300 | 1P 77883-A | SEAL (CLUTCH and GOVERNOR OIL | 4 |
| 74/76 | F100 | 8 | 302 | | DISTRIBUTOR SLEEVE OIL)-cast iron- snap ring type-1 1/2" O.D. | 4 |

OCTOBER, 1979

COPYRIGHT © 1979-

FORD MOTOR
COMPANY

-DEARBORN, MICHIGAN

NEW ISSUE

**AUTOMATIC 3 SPEED
TRANSMISSION C4**

**1973/79
TRUCK SERIES 100/500**

| YEAR | MODEL/RESTRICTIONS | ENGINE | | PART NUMBER | DESCRIPTION | QTY. |
|-------|---------------------------|--------|--------------------|----------------|---|------|
| | | CYL. | C.I.D. (C.C.D.) | | | |
| | | | | 7D000 | TUBE (OIL DISTRIBUTOR) | |
| 73/79 | E100/300,F100/250 | 6&8 | All | C4AZ 7D000-A | 3 3/4" long x 2 5/32" rise x 5/16" dia. | 1 |
| 73/79 | E100/300, F100/250 | 6&8 | All | C4AZ 7D000-B | 4 1/4" long x 2 11/16" rise x 5/16" dia. | 1 |
| 73/79 | E100/300,F100/250 | 6&8 | All | C4AZ 7D001-A | BUSHING (REVERSE BRAKE DRUM)- 4 3/4" O.D. x 7/8" long | 1 |
| | | | | 7D002 | SLEEVE (MAIN OIL PRESSURE BOOSTER) | |
| 73/76 | E100/300,F100/250 | 6&8 | All | D50Z 7D002-A | | 1 |
| 77/79 | E100/150,F100/250 | 6&8 | All | D70Z 7D002-A | 1 1/4" long - 3/4" dia. | 1 |
| | | | | 7005 | CASE ASSY. | |
| 73/ | F100/150 | All | All | D8AZ 7005-A | No filler tube hole-incl. (1) D8BZ 7A117-A lever & (1) D8BZ 7F286-A spacer | 1 |
| 73/77 | E100/150 | All | All | | | 1 |
| 73/79 | E100/300, F100/250 | 6&8 | All | 87650-S | (P-12)-plug-dry seal-1/8"-27 | 1 |
| 73/79 | E100/300, F100/250 | 6&8 | All | D20Z 7D006-A | PLANET ASSY. (REVERSE) | 1 |
| 73/79 | E100/300, F100/250 | 6&8 | All | D2AZ 7F006-A | CLIP (VACUUM DIAPHRAGM) | 1 |
| 77 | F100 | 8 | 302 | D7FZ 7F006-A | Use/w altitude compensating diaph. | 1 |
| 73/77 | E100/300, F100/250 | 6&8 | All | D4DZ 7A008-A | PLATE (MAIN CONTROL SEPARATING)- # V notch or (2) 1/2" hex. notch | 1 |
| | | | | 7A011 | SEAL (OUTPUT SHAFT OIL) | |
| 73/79 | E100/300,F100/350 | 6&8 | All | B9AP 7A011-A | 1" I.D. x 13/16" wide | 1 |
| | | | | 372401-S | (QQ-68)-snap ring-1 1/16" I.D. x 1/32" thick | 1 |
| 73/79 | E100/300,F100/250 | 6&8 | All | C4AZ 7D011-A | RING (GOVERNOR HOUSING SEAL) | 3 |
| | | | | 7D014 | WASHER (FRONT PUMP SUPPORT THRUST) | |
| 73/79 | E100/300,F100/250 | 6&8 | All | D0AZ 7D014-E | # Red-.055 thick"-1 7/8" I.D. x 2 3/4" O.D. | 1 |
| | | | | D0AZ 7D014-A | # Green-.072" thick | 1 |
| | | | | D0AZ 7D014-B | # Neutral-.089" thick | 1 |
| | Refer to T.S.B. 117 | | | ★ D0AZ 7D014-C | # Black-.106" thick - not replaced | 1 |
| | Refer to T.S.B. 117 | | | ★ D0AZ 7D014-D | # Yellow-.123" thick - not replaced | 1 |
| 73/79 | E100/300,F100/250 | 6&8 | All | D1AZ 7017-A | SHAFT (INPUT)-9 3/4" long-24 and 26 splines | 1 |
| 73/79 | E100/300,F100/250 | 6&8 | All | D0AZ 7D018-A | BUSHING (FRONT PUMP SUPPORT REAR)- also serviced in 7A108 | 1 |
| | | | | 7D019 | SEAL (FORWARD CLUTCH CYLINDER) | |
| 73/77 | E100/300 "Before 6/24/77" | All | All | D0AZ 7D019-A | # Green stripe - 3/32" thick-1 3/4" dia. | 2 |
| 73/77 | F100/250 "Before 6/24/77" | All | All | | use w/D0AZ 7A103-A pump & D0AZ 7A108-A support | 2 |
| 77 | E100/300 "From 6/24/77" | All | All | D7AZ 7D019-A | # Yellow strip-1/8" thick-1 3/4" dia. | 2 |
| 77/79 | F100/250 "From 6/24/77" | All | All | | use w/D7AZ 7A103-A pump & D7AZ 7A108-A support | 2 |
| | | | | 7A020 | INDICATOR (OIL LEVEL) | |
| 73/74 | E100/300 | 6&8 | All | C8AZ 7A020-B | # Light green | 1 |
| 75/77 | E100/150 | 6 | 300 | D5UZ 7A020-A | # D5UP-AA | 1 |
| 73/74 | F100/250 | 6&8 | All | D3BZ 7A020-A | # D3BP-AA | 1 |
| 75/76 | F100/250 | 6&8 | All | D5TZ 7A020-B | # D5TP-BA | 1 |
| 77/79 | F100/250 | 6&8 | All | D7TZ 7A020-A | # D7TP-CA | 1 |
| 73/79 | E100/300,F100/250 | 6&8 | All | D0AZ 7D020-A | SEAL (CLUTCH CYLINDER-REVERSE)- 1 13/16" dia. x 3/32" thick-hooked ends | 2 |
| | | | | 7D022 | PISTON (INTERMEDIATE BAND SERVO) | |
| 73/76 | F100/250 | 6 | 300 | C5AZ 7D022-B | # A | 1 |
| 77/78 | F100/150 | 6&8 | 300,302 | | | 1 |
| 73/74 | E100/300,F100/250 | 6 | 240 | C5AZ 7D022-A | # B | 1 |
| 73/77 | E100/300 | 6&8 | 300,302 | C8ZZ 7D022-A | # H | 1 |
| 73/74 | F100 | 8 | 302 | | | 1 |
| 75/79 | F100/250 | 6&8 | All | | | 1 |
| 73/79 | E100/300,F100/250 | 6&8 | All | 97515-S | (Q-1-D)-ring (to retain 7D022 to 7D023)- retaining-3/8" | 1 |

1973/79
TRUCK SERIES 100/500

| YEAR | MODEL/RESTRICTIONS | ENGINE | | PART NUMBER | DESCRIPTION | QTY. |
|-----------------------|--------------------------|--------|--------------------|-------------------|---|-------|
| | | CYL. | C.I.D. (C.C.D.) | | | |
| 73/79 | E100/300,F100/250 | 6&8 | All | D3AZ 7D023-A | ROD (INTERMEDIATE BAND SERVO PISTON) | 1 |
| 73/79 | E100/300,F100/250 | 6&8 | All | D5TZ 7D024-A | SEAL (INTERMEDIATE BAND SERVO PISTON LARGE) # 4 white strips or 1 orange & 1 blue stripe - 3 11/32" I.D. X 3 13/16 O.D. | 1 |
| 73/79 | E100/300, F100/250 | 6&8 | All | C4AZ 7025-A | BUSHING (CASE)-1 5/16" O.D. x 29/32" long-(4) oil holes | 1 |
| 7D025 | | | | | SEAL (INTERMEDIATE BAND SERVO PISTON - SMALL) | |
| 73/74 | E100/300, F100/250 | 6 | 240 | C40Z 7D025-A | 2 1/4" I.D. x 2 3/4" O.D. | 1 |
| 77/78 | F100/250 | 6&8 | 300,302 | | | 1 |
| 73/79 | F100/250,E100/300 | 6&8 | 300,302 | D5TZ 7D025-A | # 1 Blue & 1 Yellow stripe - 2 1/2" I.D. x 2 15/16" O.D. | 1 |
| 73/79 | E100/300, F100/250 | 6&8 | All | C4AZ 7D026-C | GASKET (INTERMEDIATE BAND SERVO COVER) | 1 |
| 7D027 | | | | | COVER (INTERMEDIATE BRAKE BAND) | |
| 77/78 | F100/150 | 6&8 | 300, 302 | C4AZ 7D027-F | # A and C6AP 7D027-C | 1 |
| 73/74 | E100/300,F100/250 | 6 | 240 | C40Z 7D027-E | # B and C6AP 7D027-B | 1 |
| 73/79 | E100/300,F100/250 | 6&8 | 300,302 | C8ZZ 7D027-A | # C8ZP 7D027-A and letter H | 1 |
| 73/79 | E100/300,F100/250 | 6&8 | All | C4AZ 7D028-A | SPRING (INTERMEDIATE BAND SERVO PISTON)# white dye | 1 |
| 7D029 | | | | | STRUT (INTERMEDIATE BRAKE BAND) | |
| 73/79 | E100/300,F100/250 | 6&8 | All | C4AZ 7D029-A | Required to actuate reverse band | 1 |
| 73/79 | E100/300,F100/250 | 6&8 | All | D3AZ 7D029-B | Required to anchor intermediate band | 1 |
| 73/77 | E100/300 | All | All | D3AZ 7D029-A | Required to actuate interm. band | 1 |
| 73/79 | F100/250 "Before 5/2/79" | All | All | | | 1 |
| 79 | F100/250 "From 5/2/79" | All | All | D9AZ 7D029-A | Required to actuate interm. band | 1 |
| 7D030 | | | | | Refer to group 7D189 | |
| 73/79 | E100/300,F100/250 | 6&8 | All | D0AZ 7D031-A | Spring (reverse servo piston)-6 coils-1 5/16" dia. | 1 |
| 73/79 | E100/300,F100/250 | 6&8 | All | D0AZ 7034-B | VENT ASSY. (CASE) | 1 |
| 73/79 | E100/300,F100/250 | 6&8 | All | B3TZ 7A034-A | BUSHING (EXTENSION HOUSING) | 1 |
| 7D034 | | | | | BAND KIT (INTERMEDIATE SERVO) | |
| 73/79 | E100/300,F100/250 | All | All | D9AZ 7D034-C | | 1 |
| Consists of | | | | | | |
| (1) D9AZ 7D029-A | | Strut | | (1) D9AP 7D034-AA | | Band |
| (1) Instruction Sheet | | | | (1) D9AZ 7D376-A | | Valve |
| 73/79 | E100,300,F100/250 | 6&8 | All | D0DZ 7D036-A | COVER (REVERSE BAND SERVO PISTON) | 1 |
| | | | | 20326-S7-8 | (B-49)-bolt (reverse band servo cover to case)-hex. head-5/16"-18 x 5/8" | 4 |
| 73/79 | E100/300,F100/250 | 6&8 | All | D5AZ 7A039-D | HOUSING (EXTENSION) | 1 |
| 73/79 | E100/300,F100/250 | 6&8 | All | D0AZ 7D040-A | SEAL (REVERSE BAND SERVO PISTON COVER) | 1 |
| 7D044 | | | | | DRUM ASSY. (INTERMEDIATE BRAKE) | |
| 73/79 | E100/300, F100/250 | 6&8 | All | D0AZ 7D044-A | | 1 |
| | | | | 378260-S | (Q-93)-retainer-4 13/16" x 5/64" thick | AR |
| 7D046 | | | | | BUSHING (INTERMEDIATE BRAKE DRUM)-serviced only in assy.-group 7D044 | |
| 7052 | | | | | SEAL ASSY. (EXTENSION HOUSING OIL) | |
| 73/74 | E100/300 | 6&8 | All | D2UZ 7052-AA | 1 1/2" I.D. x 2 3/8" O.D. x 1/2" wide | 1 |
| 73/79 | F100/250 | 6&8 | All | D5AZ 7052-B | 1 1/2 I.D. x 2 3/4" O.D. x 1 1/2" wide | 1 |
| 75/77 | E100/150 | 6 | 300 | | | 1 |
| 7C053 | | | | | GOVERNOR ASSY. (WITH COUNTERWEIGHT) | |
| 73/79 | E100/300,F100/250 | 6&8 | All | ★ | refer to groups 7C063 and 7D220 | 1 |
| 7C054 | | | | | VALVE (GOVERNOR PRIMARY) | |
| 73/79 | E100/300,F100/250 | 6&8 | All | D70Z 7C054-A | T.S.B. #130 | 1 |
| 73/79 | E100/300,F100/250 | 6&8 | All | 97533-S | (Q-1)-snap ring-1 1/4" | 1 |
| 73/79 | E100/300, F100/250 | 6&8 | All | C6AZ 7E059-A | BUSHING (FRONT CLUTCH HUB)-1 3/4" I.D. x 1 7/8" O.D. x 5/8" wide | 1 |

| YEAR | MODEL/RESTRICTIONS | ENGINE | | PART NUMBER | DESCRIPTION | QTY. |
|-------|------------------------------|--------|--------------------|--------------|--|------|
| | | CYL. | C.I.D. (C.C.D.) | | | |
| | | | | 7060 | SHAFT (OUTPUT) | |
| 73/75 | E100/300 -- 105" W/B | 6&8 | All | D2UZ 7060-B | 19 59/64" long-34-37-39 teeth-28 splines-6 tooth speedo. gear | 1 |
| 73/77 | E100/300 | 6&8 | All | D2UZ 7060-A | 19 59/64" long-34-37-39 teeth-28 splines-8 tooth speedo. gear | 1 |
| 73/77 | F100/250 | 6&8 | All | | | 1 |
| 79 | F100/150 | 6 | 300 | | | 1 |
| 73/75 | E100/300 -- 123" W/B | 6&8 | All | D1FZ 7060-A | 19 59/64" long-34-37-39 teeth-28 splines-6 tooth speedo. gear | 1 |
| 73/76 | F100/250 | 6&8 | 300,302 | | | 1 |
| 77 | F250 -- 7 tooth speedo. gear | 6 | 300 | D7FZ 7060-A | 19 59/64" long 34-37-39 teeth - 28 splines | 1 |
| 77 | F150 | 6 | 300 | D7TZ 7060-A | 19 59/64" long 34-37-39 teeth - 28 splines | 1 |
| 77 | E150 | 6 | 300 | | 9 tooth speedo. gear | 1 |
| 78 | F100/150 | 6&8 | 300,302 | | | 1 |
| 79 | F100/150 | 8 | 302 | | | 1 |
| 73 | E100/300, F100/250 | 6&8 | All | D30Z 7C063-B | GOVERNOR ASSY. (LESS COUNTERWEIGHT)- # Pink paint | 1 |
| 73/77 | E100/300, F100/250 | All | All | D7ZZ 7C063-C | # Orange paint | 1 |
| 75/76 | E100, F100 | 6 | 300 | D7DZ 7C063-C | # Dark green paint-replaces gov. # purple paint or green paint | 1 |
| 76 | E100, F100 | 6 | 300 | D6BZ 7C063-B | # Light blue paint | 1 |
| 77/78 | E100/150, F100/250 | 6&8 | All | D7DZ 7C063-A | # Purple paint | 1 |
| 77 | F100 | 8 | 302 | D74Y 7C063-A | # Gray paint | 1 |
| 78/79 | F100/150 | All | All | D70Z 7C063-A | # Yellow paint | 1 |
| | | | | 7D063 | GEAR ASSY. (SUN) | |
| 73/79 | E100/300, F100/250 | 6&8 | All | C4AZ 7D063-B | 1 7/32" I.D. x 1 7/8" O.D. x 2 13/32" long-32 teeth | 1 |
| | | | | 378254-S | (QQ-83)-retainer (to retain gear assy)- snap-1 13/16" | 2 |
| | | | | 7D064 | SHELL (INPUT) | |
| 73/79 | E100/300, F100/250 | 6&8 | All | D20Z 7D064-A | | 1 |
| | | | | 378254-S | (QQ-83)-snap ring (to 7D063)-1 5/8" I.D. x 1 13/16" O.D. x 3/32" thick | 1 |
| 73/79 | E100/300, F100/250 | 6&8 | All | C4AZ 7D065-A | BUSHING (SUN GEAR) - 1 7/32" O.D. x 2 1/32" long | 2 |
| | | | | 7B066 | PLATE (CLUTCH PRESSURE - FRONT) | |
| 73/79 | E100/300, F100/250 | 6&8 | All | C8AZ 7B066-C | Forward clutch-front plate | 1 |
| 73/79 | E100/300, F100/250 | 6&8 | All | C4AZ 7B066-A | Forward clutch-rear plate | 1 |
| 73/79 | E100/300, F100/250 | 6&8 | All | C4AZ 7B066-A | Reverse clutch-3 19/32" I.D. x 4 5/8" O.D. x 7/32" wide | 1 |
| | | | | | Retainer-snap ring-forward and reverse clutch pressure plate-selective fit | |
| 73/79 | E100/300, F100/250 | 6&8 | All | D0AZ 7A577-B | .052" thick-5" I.D. | AR |
| | | | | D0AZ 7A577-A | .066" thick | AR |
| | | | | D0AZ 7A577-C | .080" thick | AR |
| | | | | D0AZ 7A577-D | .094" thick | AR |
| 73/79 | E100/300, F100/250 | 6&8 | All | C4AZ 7D066-B | WASHER (INPUT SHELL THRUST)-32 internal teeth-3 1/4" dia. x 1/32" thick | 1 |
| | | | | 7B067 | HUB (FRONT CLUTCH) | |
| 73/79 | E100/300, F100/250 | 6&8 | All | C5AZ 7B067-B | 70 external teeth-42 internal teeth-incl. bushing | 1 |
| | | | | 378874-S | (BB-807-E)-snap ring (to 7A153)-4" I.D. x 4 1/4" O.D. x 1/16" thick | 1 |

1973/79
TRUCK SERIES 100/500

AUTOMATIC 3 SPEED
TRANSMISSION C4

| YEAR | MODEL/RESTRICTIONS | ENGINE | | PART NUMBER | DESCRIPTION | QTY. |
|-------|--|--------|--------------------|---------------------------------------|--|------|
| | | CYL. | C.I.D. (C.C.D.) | | | |
| 73/79 | E100/300,F100/250 | 6&8 | All | C4AZ 7B070-B | SPRING (FRONT CLUTCH PISTON DISC)- use on forward clutch-2 5/8" I.D. x 4 21/32" O.D. 1/16" thick | 1 |
| 73/79 | E100/300, F100/250 | 6&8 | All | D0AZ 7A577-C | Snap ring (7B070 to 7A360) | 1 |
| 73/79 | E100/300, F100/250 | 6&8 | All | C4AZ 7D070-A | SPRING (PARKING PAWL RETURN)-2 1/6 coils-15/16" free length | 1 |
| 73/79 | E100/300,F100/250 | 6&8 | All | C4AZ 7D071-B | SHAFT (PARKING PAWL)-1 9/16" long x 1/2" dia. | 1 |
| 73/79 | E100/300,F100/250 | 6&8 | All | D2AZ 7D072-A | WASHER (REVERSE DRUM TO CASE) | 1 |
| 73/77 | E100/350 | 6&8 | All | D5AZ 7D080-B | VALVE (TRANSMISSION PRIMARY THROTTLE CONTROL) | 1 |
| 73/79 | F100/250 | 6&8 | All | | | 1 |
| 73/79 | E100/300,F100/250 | 6&8 | All | C4AZ 7086-C | GASKET (OUTPUT SHAFT BEARING RETAINER)-7" x 7" x .015" thick-(6) holes | 1 |
| 73/79 | E100/300,F100/250 | 6&8 | All | D0AZ 7D090-A | WASHER (FORWARD CLUTCH HUB THRUST)-1 1/8" I.D. x 2 5/16" tab O.D.- 3 tabs marked X, Y, Z | 1 |
| | | | | 7D091 | WASHER (REVERSE CLUTCH HUB THRUST)- Selective fit | |
| 73/79 | E100/300, F100/250 | 6&8 | All | D0AZ 7D091-F | .033" thick spacer | AR |
| | Refer to TSB . 117 | | | ★ D0AZ 7D091-A | # 1-.042" thick washer not replaced | AR |
| | | | | D0AZ 7D091-B | # 2-.057" thick washer | AR |
| | | | | D0AZ 7D091-C | # 3-.074" thick washer | AR |
| 73/79 | E100/300, F100/250 | 6&8 | All | D0AZ 7D095-A | BAND ASSY. (REVERSE CLUTCH)-# 6Z 5 1/8" I.D. x 2 7/32" wide | 1 |
| 73/79 | E100/300,F100/250 | 6&8 | All | C4AZ 7C096-A | WASHER (PRIMARY SUN GEAR TO REAR BRAKE DRUM THRUST)-REAR-2 1/16" I.D. x 3 1/8" O.D. 1/16" thick | 2 |
| | | | | 7A098 | SCREEN ASSY. (OIL PAN) | |
| 73/ | E100/300,F100/250 | All | All | D0DZ 7A098-C | *FT-40-A-incl. (1) D0DZ 7A191-B gasket | 1 |
| | | | | 7A100 | CONTROL (MAIN) | |
| 73/74 | E100/300,F100 | 6 | 240 | D4UZ 7A100-A | # F3, # 8K | 1 |
| 73/74 | E100/300 | 6&8 | 300,302 | D4TZ 7A100-E | # F5, # 8M, # 8S | 1 |
| 73/74 | F100/250 | 6 | 300 | | | 1 |
| 73/74 | F100 -- exc. California | 8 | 302 | | | 1 |
| 74 | F100 -- California only | 8 | 302 | ★ D4TZ 7A100-F Not replaced (3/79) | # F2 | 1 |
| 75/76 | E100/350 (use w/ # PEA-AG & BT) | 6 | 300 | D5TZ 7A100-F | # K1 | 1 |
| 75/76 | F100/250 (exc. # PEA-J, AN, BW) | 6&8 | All | | | 1 |
| 75/76 | E100/150 (use w/ # PEA-AH & BU) | 6 | 300 | D5UZ 7A100-A | # N4 | 1 |
| 75/76 | F100 (use w/ # PEA-J & AN) | 6 | 300 | | | 1 |
| 75/76 | F100 -- use w/ # PEA-BW | 6 | 300 | D5TZ 7A100-H | # P4 | 1 |
| 76 | E100 | 6 | 300 | | | 1 |
| 76 | E100,F100 -- (use w/PEA-CB-CC) | 6 | 300 | D6TZ 7A100-B | # S2 | 1 |
| 77 | F250 | 6 | 300 | D7TZ 7A100-C | # S3 | 1 |
| 77 | F100/150 | 6&8 | 300,302 | D7TZ 7A100-F | # W7 | 1 |
| 77 | F100 | 8 | 302 | D7TZ 7A100-G | # Y6 | 1 |
| 77 | E100/150 | 6 | 300 | D7UZ 7A100-C | # S4 | 1 |
| 77 | F100/250 | 6&8 | 300,302 | | | 1 |
| 77 | E100 | 6 | 300 | D7UZ 7A100-D | # W2 | 1 |
| 78 | F150 | 6&8 | 300,302 | D8TZ 7A100-G | # EE8 | 1 |
| 78 | F100 | 6&8 | 300,302 | D8TZ 7A100-H | # LL8 | 1 |
| 79 | F100/150 | 6&8 | All | D9AZ 7A100-K | # M90,EE9 | 1 |
| 73 | E100/300, F100/250- "Before Ser. R40,001" | 6&8 | All | D2AZ 7D100-A | GASKET (VALVE BODY SEPARATOR) PLATE) | 1 |
| 73/74 | E100/300,F100/250- "From Ser. R40,001 to U00,001" | 6&8 | All | D30Z 7D100-A | | 1 |
| 74/ | E100/300,F100/250 "From Ser. U00,001" | All | All | D70Z 7D100-A | | 1 |

**AUTOMATIC 3 SPEED
TRANSMISSION C4**

**1973/79
TRUCK SERIES 100/500**

| YEAR | MODEL/RESTRICTIONS | ENGINE | | PART NUMBER | DESCRIPTION | QTY. |
|--|--------------------|----------------------------|--------------------|--------------|---|-----------------------------------|
| | | CYL. | C.I.D. (C.C.D.) | | | |
| 7A103 PUMP ASSY. (FRONT OIL) | | | | | | |
| 73/79 | E100/300, F100/250 | All | All | D7AZ 7A103-A | 7D019 seal groove-.125"-.128 " wide | 1 |
| | | | | 379296-S | (BB-545-K)-bolt (pump to housing) 3/8"-16 x 1 3/8" | 7 |
| 7A108 SUPPORT ASSY. (CONVERTER STATOR) | | | | | | |
| 73/79 | E100/300, F100/250 | All | All | D7AZ 7A108-A | 7D019 seal groove-.125"-.128 " wide incl. (2) D7AZ 7D019-A seals | 1 |
| | | | | 20326-S | (B-49)-bolt (support to pump)-5/16"-18 x 5/8" | 5 |
| 7A115 LEVER ASSY. (MANUAL CONTROL VALVE DETENT) | | | | | | |
| 73/77 | E100/300 | 6&8 | All | D20Z 7A115-A | Incl. (1) D20Z 7E433-A roller | 1 |
| 73/79 | F100/250 | 6&8 | All | | | 1 |
| 7A117 LEVER ASSY (PARKING PAWL) | | | | | | |
| 73/76 | E100/300 | "Before 6/1/76" | 6&8 | All | C4AZ 7A117-A | 1 |
| 73/76 | F100/250 | "Before 6/1/76" | 6&8 | All | | 1 |
| 76/77 | E100/150 | "From 4/1/76" | 6&8 | All | D60Z 7A117-B | 1 |
| 76/78 | F100/250 | "From 4/1/76 to 5/1/78" | 6&8 | All | | 1 |
| 78/79 | F100/150 | "From 5/1/78" | All | All | D8BZ 7A117-A | Use with D8BZ 7F286-A spacer 1 |
| 73/79 | E100/300, F100/250 | 6&8 | All | 97409-58 | (Q-5-A) - ring (lever to rod) - 1/4" retaining | 1 |
| | | | | 97411-S2 | (Q-5-C) - ring (lever to case) - 3/8" retaining | 1 |
| 73/79 | E100/300,F100/250 | 6&8 | All | C4AZ 7A136-C | GASKET (FRONT OIL PUMP TO CASE) | 1 |
| 7153 GASKET and OIL SEAL KIT | | | | | | |
| 73/77 | E100/350 | All | All | D7AZ 7153-B | | 1 |
| 73/79 | F100/250 | All | All | | | 1 |

Consists of

OIL SEALS

- 3-C4AZ 7D011-A
- 2-D0AZ 7D019-A
- 2-D7AZ 7D019-A
- 2-D0AZ 7D020-A
- 1-C4AZ 7D024-B
- 1-D0AZ 7D024-A
- 1-D5TZ 7D024-A
- 1-C4AZ 7D025-B
- 1-C4DZ 7D025-A
- 1-C40Z 7D025-A
- 1-C5DZ 7D025-A
- 1-D5TZ 7D025-A
- 1-C4AZ 7D026-C

OIL SEALS

- 1-D0AZ 7D040-A
- 1-C2AZ 7A248-A
- 2-D0AZ 7A294-A
- 1-D0AZ 7D404-A
- 1-D5AZ 7B498-A
- 1-C4AZ 7A548-C
- 1-C8AZ 7A548-B
- BALL
- 3-C7AZ 7E195-A
- INSULATOR
- 1-D5AZ 7341-A
- VALVE
- 1-D9AZ 7D376-A

GASKETS

- 1-C4AZ 7086-C
- 1-D7FZ 7D100-A
- 1-D70Z 7D100-A
- 1-C4AZ 7A136-C
- 1-D60Z 7A191-A
- 1-C1AP 7B426-A
- "O" RINGS
- 1-87034-S94
- 3-380892-S94
- 1-386078-S
- 1-INSTRUCTION SHEET

1973/79
TRUCK SERIES 100/500

AUTOMATIC 3 SPEED
TRANSMISSION C4

| YEAR | MODEL/RESTRICTIONS | ENGINE | | PART NUMBER | DESCRIPTION | QTY. |
|-------|--------------------|--------|--------------------|--------------|--|------|
| | | CYL. | C.I.D. (C.C.D.) | | | |
| 73/79 | E100/300, F100/250 | 6&8 | All | C4AZ 7A153-C | GEAR (OUTPUT SHAFT RING)-(1) required output shaft hub ring, (1) required forward clutch hub | 2 |
| | | | | 378874-S | (QQ-94)-retainer-4 1/2" snap (1) required attaching gear to output shaft hub (1) required to attach ring gear to forward clutch hub | 2 |
| | | | | 7B164 | PLATE ASSY. (CLUTCH) | |
| 73/79 | E100/300,F100/250 | 6&8 | All | C8AZ 7B164-D | Forward-42 teeth-4 9/16" O.D. x 1/16" thick | 5 |
| 73/79 | E100/300, F100/250 | 6&8 | All | C5AZ 7B164-B | Reverse-42 teeth-4 9/16" O.D. x 1/16" thick | 4 |
| 73/79 | E100/300,F100/250 | 6&8 | All | C4AZ 7D164-A | HUB (OUTPUT SHAFT)-70 helical teeth- 37 internal teeth-3 7/8" O.D. x 1 1/4" wide | 1 |
| | | | | 97532-S2 | (Q-1-C)-snap ring (to 7A153) | 1 |
| 73/79 | E100/300,F100/250 | 6&8 | All | C4AZ 7D167-B | BOLT (OVERRUNNING CLUTCH CASE) | 6 |
| 73/79 | E100/300,F100/250 | 6&8 | All | D4FZ 7D171-A | RACE (OVERRUNNING CLUTCH-INNER) | 1 |
| 73/79 | E100/300,F100/250 | 6&8 | All | D0AZ 7A175-A | STRUT (REVERSE BAND ANCHOR) | 1 |
| 73/79 | E100/300,F100/250 | 6&8 | All | D1AZ 7D189-A | PISTON and SEAL ASSY. (REVERSE BAND SERVO)- #D0AP 7D030-A incl. piston, rod, seal and spacer | 1 |
| 73/79 | E100/300,F100/250 | 6&8 | All | C4AZ 7190-B | ROLLER (REVERSE BAND SERVO) | 12 |
| | | | | 7A191 | GASKET (OIL PAN) | |
| 73/77 | E100/300 | All | All | D60Z 7A191-A | | 1 |
| 73/79 | F100/250 | All | All | | | 1 |
| | | | | 7D191 | RETAINER (OVER RUNNING CLUTCH SPRING) | |
| 73/79 | E100/300,F100/250 | All | All | D80Z 7D191-A | | 1 |
| | | | | 7A194 | PAN ASSY. (OIL) | |
| 73/79 | E100/300,F100/250 | 6&8 | All | D0AZ 7A194-A | | 1 |
| | | | | 378782-S | (BB-543-D)-bolt (pan to case)-hex. washer head-5/16"-18 x 1/2" | 11 |
| | | | | 388810-S | (TT-50-E)-seal (filler tube nut) "O" ring- 47/64" I.D. | 1 |
| 73/79 | E100/300, F100/250 | 6&8 | All | C7AZ 7E195-A | BALL (COASTING BOOSTER VALVE SHUTTLE) - rubber | 1 |
| 73/79 | E100/300,F100/250 | 6&8 | All | | Use as oil check valve | 1 |
| | | | | 7B198 | FLANGE (OUTPUT SHAFT) | |
| 73/79 | E100/300,F100/250 | 6&8 | All | C5UZ 7B198-A | | 1 |
| | | | | 375646-S2 | (MM-180-L)-nut (yoke to shaft)-hex. lock- 3/4"-20 | 1 |
| 73/79 | E100/300, F100/250 | 6&8 | All | C4AZ 7D218-B | RETAINER (GOVERNOR SECONDARY VALVE SPRING)-31/32" x 1 3/16" x 1/8" slot-cut thru center-5/8" long | 1 |
| 73/79 | E100/300,F100/250 | 6&8 | All | C4AZ 7D220-B | BODY (GOVERNOR OIL COLLECTOR)- incl. (1) each C7AZ 7E242-A and Instruction sheet | 1 |
| 73/79 | E100/300,F100/250 | 6&8 | All | C4AZ 7D227-A | SPACER (THROTTLE PRESSURE VALVE SECONDARY) | 1 |
| | | | | 7A228 | TUBE ASSY. (OIL FILLER) | |
| 73/74 | E100/300 | 6 | All | D0UZ 7A228-A | # Black | 1 |
| 73/74 | E100/300 | 8 | 302 | D0UZ 7A228-B | # Green | 1 |
| 75/77 | E100/150 | 6 | 300 | D5UZ 7A228-A | | 1 |
| 73/74 | F100/250 | 6&8 | All | D3TZ 7A228-D | # Green-approx. 27 5/8" long | 1 |
| 75/76 | F100/250 | 6&8 | All | D5TZ 7A228-C | # Green | 1 |
| 77/79 | F100/250 | 6&8 | All | E0TZ 7A228-B | # Green or Brown | 1 |
| 73/79 | E100/300, F100/250 | All | All | 87034-S94 | (T-1-A)- Seal-"O" ring-rubber-9/16" I.D. | 1 |

| YEAR | MODEL/RESTRICTIONS | ENGINE | | PART NUMBER | DESCRIPTION | QTY. |
|-------|---------------------------|--------|--------------------|---------------|--|------|
| | | CYL. | C.I.D. (C.C.D.) | | | |
| 73/79 | E100/300,F100/250 | 6&8 | All | C4AZ 7A232-C | ROD ASSY. (PARKING LEVER ACTUATING) | 1 |
| | | | | 97409-S8 | Ring (rod to link)-1/4" retaining | 1 |
| 73/79 | E100/300,F100/250 | 6&8 | All | D0AZ 7C232-A | SLEEVE (OIL DISTRIBUTOR) | 1 |
| | | | | 20386-S8 | (B-53)-bolt (sleeve to case)-hex. head- 5/16"-18 x 1" | 4 |
| 73/79 | E100/300,F100/250 | 6&8 | All | C4AZ 7A233-A | GEAR (OUTPUT SHAFT PARKING) | 1 |
| | | | | 7A242 | WASHER (OUTPUT SHAFT and GEAR ASSY.- PLANET GEAR THRUST) | |
| 73/79 | E100/300,F100/250 | 6&8 | All | C4AZ 7A242-A | Reverse planet-1/4" I.D. x 3 11/32" O.D. x 1/16" thick-use as forward clutch thrust | 1 |
| 73/79 | E100/300,F100/250 | 6&8 | All | D20Z 7A242-A | Reverse planet carrier thrust - front | 1 |
| 73/79 | E100/300, F100/250 | 6&8 | All | C7AZ 7E242-A | SCREEN ASSY. (GOVERNOR OIL) | 1 |
| | | | | 7A247 | SWITCH ASSY. (GEARSHIFT NEUTRAL)- Refer to Section A71 | |
| 73/79 | E100/300,F100/250 | 6&8 | All | C2AZ 7A248-A | SEAL ASSY. (FRONT OIL PUMP OIL)- 2" I.D. x 2 3/4" O.D. x 3/8" thick | 1 |
| | | | | 7A256 | LEVER ASSY. (MANUAL CONTROL) | |
| 73/74 | E100/300 | 6&8 | All | D3UZ 7A256-A | | 1 |
| 75/77 | E100/150 | 6 | 300 | D5UZ 7A256-B | | 1 |
| 73/77 | F100/250 | 6&8 | All | D3TZ 7A256-A | | 1 |
| 78/79 | F100/150 | All | All | D8TZ 7A256-C | #D8TP-CA | 1 |
| 73/79 | E100/300,F100/250 | 6&8 | All | C4AZ 7D256-A | RING (FORWARD CLUTCH PISTON SPRING PRESSURE)-2 5/8" I.D. x 2 7/8" O.D. x 1/8" dia. wire (to retain 7B070 spring) | 1 |
| 73/79 | E100/300,F100/250 | All | All | C0AP 7B258-A | BUSHING (FRONT OIL PUMP-SPLIT)- 2" I.D. x 2 1/8" O.D. x 1/2" long | 1 |
| 73/79 | E100/300,F100/250 | 6&8 | All | D0AZ 7B261-A | BUSHING (FRONT PUMP SUPPORT)- 27/32" I.D. x 31/32" O.D. | 1 |
| 73/79 | E100/300, F100/250 | 6&8 | All | D0AZ 7D261-A | LEVER ASSY. (DOWNSHIFT CONTROL- INNER) | 1 |
| | | | | 7A262 | PISTON (FRONT CLUTCH) | |
| 73/79 | E100/300, F100/250 | 6&8 | All | D0AZ 7A262-B | Forward clutch | 1 |
| | | | | D1AZ 7A262-B | Reverse Clutch | 1 |
| | | | | 7D273 | CONNECTOR (OIL COOLER TUBE) | |
| 73/77 | E100/300 "Before 1/13/77" | All | All | C3AZ 7D273-A | | 2 |
| 73/77 | F100/250 "Before 1/13/77" | All | All | | | 2 |
| 77 | E100/150 "From 1/13/77" | All | All | D8AZ 7D273-A | | 2 |
| 77/79 | F100/250 "From 1/13/77" | All | All | | | 2 |
| | | | | 370865-S91 | (KK-43)-seal "O" ring-11/32" I.D. x 1/2" O.D. | 2 |
| | | | | 380892-S94 | (KK-43-B)-seal "O" ring-11/32" I.D. x 31/64" O.D. | 2 |
| | | | | 7F286 | SPACER (PARK LEVER) | |
| 78/79 | F100/150 | All | All | D8BZ 7F286-A | Use with D8BZ-7A117-A lever | 1 |
| | | | | 7A294 | SEAL (CLUTCH PISTON INNER) | |
| 73/79 | E100/300, F100/250 | 6&8 | All | D0AZ 7A294-A | Forward clutch | 1 |
| | | | | D0AZ 7D404-A | Reverse clutch | 1 |
| 73/79 | E100/300,F100/250 | 6&8 | All | D0DZ 7E332-B | SPRING (MANUAL VALVE DETENT) | 1 |
| 73/79 | E100/300,F100/250 | 6&8 | All | D0AZ 7E336-A | PLATE (THROTTLE PRESSURE BOOSTER STOP) | 3 |
| 73/79 | E100/300,F100/250 | 6&8 | All | ★ D0DP 7340-B | ROD (GEAR SELECTOR)-serviced in 7A100 only-5 7/64" long | 1 |
| | | | | 7A360 | CYLINDER (FRONT CLUTCH) | |
| 73/79 | E100/300,F100/250 | All | All | D80Z 7A360-A | # No grooves on large O.D. | 1 |

**1973/79
TRUCK SERIES 100/500**

| YEAR | MODEL/RESTRICTIONS | ENGINE | | PART NUMBER | DESCRIPTION | QTY. |
|--|----------------------------|---------------------|--------------------|----------------|--|---|
| | | CYL. | C.I.D. (C.C.D.) | | | |
| 73/79 | E100/300,F100/250 | 6&8 | All | C4AZ 7B368-A | WASHER (OUTPUT SHAFT THRUST-REAR)- 2 1/2" major dia. x 1 7/32" I.D. x 1/32" thick-3 sides | 1 |
| 73/79 | E100/300,F100/250 | 6&8 | All | D5AZ 7E368-A | VALVE KIT (THROTTLE PRESSURE LIMIT) | 1 |
| Consists of 1-D0AP 7E340-A | | Spring | | 1-D0AP 7E368-A | Valve | |
| 7D376 | | | | | | VALVE (INTERM. SERVO ACCUMULATOR CHECK) |
| 73/77 | E100/300 | All | All | C5AZ 7D376-A | 1/4" dia. x 3/32" thick | 1 |
| 73/79 | F100/250 "Before 11/13/78" | All | All | | | 1 |
| 79 | F100/250 "From 11/13/78" | All | All | D9AZ 7D376-A | 7/32" O.D. x 1/32" I.D. x 3/32" thick | 1 |
| 7A377 | | | | | | DIAPHRAGM ASSY. (VACUUM THROTTLE CONTROL) |
| Note: DAD-Dual area diaph.-SAD-Single area diaph.-S/SAD-Super single area diaph. | | | | | | |
| 73 | E300 | 6 | 300 | D2AZ 7A377-A | * TM-15-# yellow stripe - SAD | 1 |
| 73/74 | E100/300 | 8 | 302 | | | 1 |
| 75 | E150 | 6 | 300 | | | 1 |
| 76/77 | E100/150 | 6 | 300 | | | 1 |
| 73/74 | F250 | 6 | 300 | | | 1 |
| 75/78 | F100/250 | 6 | 300 | | | 1 |
| 75/78 | F100/150 | 8 | 302 | | | 1 |
| 73/74 | E100/300 | 6&8 | 240,302 | D30Z 7A377-A | * TM-20-# red stripe - DAD | 1 |
| 75 | E100 | 6 | 300 | | | 1 |
| 73/76 | F100 | 6&8 | All | | | 1 |
| 76/77 | E100 | 6 | 300 | D5AZ 7A377-B | * TM-34-# green stripe S/SAD | 1 |
| 76/77 | F100 | 6 | 300 | | | 1 |
| 78/79 | F100/150 | 6&8 | 300,302 | | | 1 |
| 77 | F100 | 8 | 302 | D7BZ 7A377-A | * TM-41-# blue stripe - Altitude compensating diaph. | 1 |
| 7A380 | | | | | | ROD (THROTTLE CONTROL VALVE) |
| 73/79 | F100/250 | 6&8 | All | D3AZ 7A380-B | Consists of (1) each D3AP 7A380-HA, D3AP 7A380-JA,D3AP 7A380-KA, D3AP 7A380-LA,D3AP 7A380-MA | 1 |
| 73/77 | E100/300 | 6&8 | All | | | 1 |
| 73/79 | E100/300,F100/250 | 6&8 | All | D30Z 7E387-A | SCREEN (MAIN CONTROL INLET) | 1 |
| 7C391 | | | | | | OVERHAUL KIT |
| 73/77 | E100/300 | 6&8 | All | D6AZ 7C391-B | | 1 |
| 73/79 | F100/250 | 6&8 | All | | | 1 |
| Consists of | | | | | | |
| OIL SEALS | | PLATES | | GASKET KIT | | LOCK-NUT |
| 1-B9AP 7A011-A | | 4-C5AZ 7B164-B | | 1-D6AZ 7153-B | | 2-388707-S100 |
| 3-C4AZ 7D011-A | | 5-C8AZ 7B164-D | | | | |
| 2-D0AZ 7D019-A | | 8-C4AZ 7B442-B | | | | |
| 2-D0AZ 7D020-A | | | | | | |
| 1-D5AZ 7052-B | | 1-INSTRUCTION SHEET | | | | |
| 1-C2AZ 7A248-A | | | | | | |
| 7A394 | | | | | | LEVER (DOWNSHIFT CONTROL OUTER) |
| 73/74 | E100/300 | 6 | 240,300 | C5UZ 7A394-A | Transmission mounted | 1 |
| 73/74 | E100/300 | 8 | 302 | C5TZ 7A394-A | Transmission mounted | 1 |
| 73/79 | F100/250 | 6&8 | All | C9TZ 7A394-C | Transmission mounted | 1 |
| 75/77 | E100/300 | 6&8 | All | | | 1 |
| 73/77 | E100/300 | 6&8 | All | D3AZ 7E396-A | RETAINER (TO SERVO MODULATOR PLUG) | 1 |
| 73/79 | E100/300,F100/250 | 6&8 | All | D1AZ 7A398-A | DRUM and PLANETARY GEAR ASSY. (FORWARD) | 1 |
| | | | | ★378258-S | Pin-3/32" dia. x 15/32" long | 3 |
| 7D404 | | | | | | Refer to group 7A294 |
| 73/79 | E100/300,F100/250 | 6&8 | All | D2AZ 7B426-A | GASKET (THROTTLE CONTROL DIAPHRAGM) | 1 |

| YEAR | MODEL/RESTRICTIONS | ENGINE | | PART NUMBER | DESCRIPTION | QTY. |
|-------|--------------------------|--------|--------------------|--------------|---|------|
| | | CYL. | C.I.D. (C.C.D.) | | | |
| | | | | 7E433 | ROLLER (PARK LEVER ACTUATING ROD) | |
| 73/79 | E100/300, F100/250 | All | All | D20Z 7E433-A | 1/4" I.D. x 7/16" O.D. x 5/32" thick | 1 |
| | | | | 7A441 | PAWL (PARKING) | |
| 73/79 | E100/300, F100/250 | All | All | D80Z 7A441-A | | 1 |
| 73/79 | E100/300, F100/250 | 6&8 | All | C4AZ 7B442-B | PLATE (REAR CLUTCH DRIVEN)-external spline-3 19/32" I.D.-forward and rear clutch | 8 |
| 73/79 | E100/300, F100/250 | 6&8 | All | D4FZ 7B456-A | RACE (OVERRUNNING CLUTCH OUTER)-1 1/8" thick | 1 |
| | | | | 7F467 | DAMPER (OIL FILLER TUBE) | |
| 75/77 | E100/300 | All | All | D7UZ 7F467-A | 2.00" O.D. x 23/32" I.D. x 3 1/2" thick | 1 |
| | | | | 7A480 | SPRING (REAR CLUTCH PISTON) | |
| 73/79 | E100/300, F100/250 | 6&8 | All | D0AZ 7A480-B | | 1 |
| | | | | 383691-S | (QQ-92-H)-2 1/4" | 1 |
| 73/79 | E100/300, F100/250 | 6&8 | All | C4AZ 7C492-B | STOP (REVERSE BAND ADJUSTING) | 2 |
| | | | | 380850-S | (MM-54-H)-nut (stop to case)-hex. lock-1/2"-16 | 2 |
| 73/79 | E100/300, F100/250 | 6&8 | All | C4AZ 7C495-A | LINK (PARKING PAWL TOGGLE OPERATING LEVER)-3" long x 5/8" wide x 3/32" thick | 1 |
| | | | | 97409-S8 | (Q-5-A)-ring (link to case)-1/4" retaining | 1 |
| 73/79 | E100/300, F100/250 | 6&8 | All | D5AZ 7B498-A | SEAL (MANUAL CONTROL LEVER OIL) 3/4" I.D. x 1 1/16 " O.D. x 7/32" thick | 1 |
| 73/79 | E100/300, F100/250 | 6&8 | All | D4FZ 7C498-A | DRUM ASSY. (REVERSE BRAKE) | 1 |
| 73/79 | E100/300, F100/250 | 6&8 | All | D2AZ 7A527-A | RETAINER (CLUTCH PISTON SPRING) | 1 |
| 73/79 | E100/300, F100/250 | 6&8 | All | C8AZ 7A548-B | SEAL (REVERSE CLUTCH PISTON OIL) | 1 |
| 73/79 | E100/300, F100/250 | 6&8 | All | C4AZ 7A548-C | SEAL (FORWARD CLUTCH PISTON OIL)-#(2) yellow stripes-4 1/16" I.D. x 4 15/32" O.D. x 5/64" wide-square cut lip | 1 |
| | | | | 7A577 | Refer to groups 7B066 and 7B070 | |
| | | | | 7902 | CONVERTER ASSY. | |
| 74 | E100/300, F100 -- Calif. | 8 | 302 | D4TZ 7902-A | # CM | 1 |
| 75/76 | F100 | 8 | 302 | | | 1 |
| 73/77 | E100/300, F100/250 | 6&8 | All | D7DZ 7902-A | # BR,CS,DC,DD | 1 |
| 79 | F100/150 | 6&8 | All | | | 1 |
| 78 | F100/150 | 6&8 | All | D70Z 7902-B | # DF,DX | 1 |
| | | | | 378941-S7-8 | (MM-169-H)-nut (converter to flywheel) - 3/8"-24 | 4 |
| | | | | 7976 | HOUSING (CONVERTER) | |
| 73/79 | E100/300, F100/250 | 6&8 | All | D3BZ 7976-A | # D3BP 7976-AA, D6TP 7976-AA | 1 |
| 73/79 | E100/300, F100/250 | 6&8 | All | 386078-S | SEAL (THROTTLE CONTROL OUTER LEVER OIL) - 3/8" I.D. x 15/32" O.D. x .103" thick-"O" ring type | 1 |

| YEAR | MODEL/RESTRICTIONS | ENGINE | | PART NUMBER | DESCRIPTION | QTY. |
|-------|---------------------------------|--------|--------------------|---------------|---|------|
| | | CYL. | C.I.D. (C.C.D.) | | | |
| | | | | 6572 | Refer to group 7D418 | |
| | | | | 7D000 | TUBE (OIL DISTRIBUTOR) | |
| 73/ | F100/500 | All | All | C6AZ 7D000-A | Inlet-9/32" dia. | 1 |
| 73/76 | M450/500 | 8 | All | | | 1 |
| 75/ | E100/350 | 6&8 | All | | | 1 |
| 73/ | F100/500 | All | All | C6AZ 7D000-B | Outlet-9/32" dia. | 1 |
| 73/76 | M450/500 | 8 | All | | | 1 |
| 75/ | E100/350 | 6&8 | All | | | 1 |
| | | | | 7D002 | SLEEVE (MAIN OIL PRESSURE BOOSTER) | |
| 73 | F500 | 8 | 330 | C7AZ 7D002-A | | 1 |
| 73/74 | F100/350 | 8 | All | C8AZ 7D002-A | 1 1/16" long - 7/18" O.D. | 1 |
| 73/74 | M450/500 | 8 | All | | | 1 |
| 75/77 | F100/350 | 8 | All | D6AZ 7D002-A | # No groove on O.D. - 1 11/32" - long - 7/8" O.D. | 1 |
| 75/76 | M450/500 | 8 | All | | | 1 |
| 75/77 | E150/350 | 8 | All | | | 1 |
| 75/77 | E150/350 | 6 | All | D6TZ 7D002-A | # one groove on O.D. - 1 11/32" - long - 7/8" O.D. | 1 |
| 78 | E100/350 | All | All | D8AZ 7D002-A | # 2 Grooves on O.D. | 1 |
| 78 | F100/350 | All | All | | | 1 |
| | | | | 7005 | CASE ASSY. | |
| 73 | F100/350 | 8 | 360, 390 | ★ D3TZ 7005-G | Incl. (1) instruction sheet-r/b (1) each D4TZ 7005-A, D3AZ 7F006-B D4TZ 7A377-A, 378782-S | 1 |
| 73/76 | F100/350 | 8 | 360,390 | D6TZ 7005-A | Incl. (1) C7AZ 7E206-A, (1) C6AZ 7D433-A, & (1) instr. sheet | 1 |
| 73 | M450/500 | 8 | All | | | 1 |
| 73 | F100/350 | 8 | 460 | D3AZ 7005-B | Incl. (1) each C8AZ 7034-A, C7AZ 7E206-A, C6AZ 7D433-A and instruction sheet | 1 |
| 74/75 | F100/350- "Before Ser. W20,001" | 8 | 460 | D4AZ 7005-A | | 1 |
| 75/76 | E150/350 | 8 | 460 | | | 1 |
| 75/ | F100/350 "From Ser. W20,001" | 8 | 351,400 460 | D6AZ 7005-B | Incl. (1) C8AZ 7034-A, (1) C7AZ 7E206-A, (1) C6AZ 7D433-A, and instruction sheet | 1 |
| 75/ | E150/350 "From Ser. W20,001" | 8 | 460 | | | 1 |
| 73 | F500 | 8 | 330 | ★ D3TZ 7005-F | R/B D5TZ 7005-A,D3AZ 7F006-B,378782-S | 1 |
| 73 | F500 | | | D5TZ 7005-A | | 1 |
| 74/76 | M450/500-use w/ # PGB-BL | 8 | All | D6TZ 7005-B | Drill & tap as necessary-use as replacement for original service case | 1 |
| 74/76 | M450/500 - use w/ # PGB-AR, AV | 8 | All | D5TZ 7005-B | | 1 |
| 75/76 | E100/350 "Before Ser. B50,001" | 6&8 | 300,351 | D40Z 7005-A | | 1 |
| 76/ | E100/350 "From Ser. B50,001" | 6&8 | 300,302, 351 | D6UZ 7005-A | Incl. (1) C7AZ 7E206-A, (1) C6AZ 7D433-A, and instruction sheet | 1 |
| 78/ | F100/350 | 6&8 | 300,302 | | | 1 |
| 73/ | F100/500,E100/350 | 8 | All | 87650-S | (P-12)-plug (dry seal)-1/8"-27 | 2 |
| 73/ | F100/500,E100/350 | 8 | All | 380892-S94 | (KK-43-B)-seal-1/2" O.D. | 1 |
| | | | | 7D006 | PLANET ASSY. (REVERSE) | |
| 73/76 | F100/350 | 8 | All | C6SZ 7D006-B | W/4 pinion gear | 1 |
| 73 | F500 | 8 | 330 | | | 1 |
| 73/76 | M450/500 | 8 | All | | | 1 |
| 75/ | E150/350 | 8 | 460 | | | 1 |
| 77/ | F100/350 | 8 | 460 | | | 1 |

1973/79
TRUCK SERIES 100/500

AUTOMATIC 3 SPEED
TRANSMISSION C6-1973/

| YEAR | MODEL/RESTRICTIONS | ENGINE | | PART NUMBER | DESCRIPTION | QTY. |
|---|--------------------------------|--------|--------------------|--------------|---|------|
| | | CYL. | C.I.D. (C.C.D.) | | | |
| 7D006 PLANET ASSY. (REVERSE) — Cont'd | | | | | | |
| 74/76 | F100/350 | 8 | 360,390 | C6AZ 7D006-B | w/3 pinion gear | 1 |
| 77 | F100/350 | 8 | 351,400 | | | 1 |
| 78/ | F100/350 | All | 300,302 351,400 | | | 1 |
| 75/76 | E100/350 | 6&8 | 300,351 | | | 1 |
| 77/ | E100/350 | 6&8 | 300,302, 351 | 377155-S | (QQ-94-E) — ring — 5 7/32" retaining | 1 |
| 73/ | F100/500 | All | All | D3AZ 7F006-B | CLIP (DIAPHRAGM RETAINER) | 1 |
| 73/76 | M450/500 | 8 | All | | | 1 |
| 75/ | E100/350 | 6&8 | All | 378782-S | (BB-543-D)—bolt-hex. washer head— 5/16"—18 x 17/32" | 1 |
| 73/76 | F100/500 | 8 | All | D0AZ 7A008-E | PLATE (MAIN CONTROL SEPARATING) | 1 |
| 73/76 | M450/500 | 8 | All | | | 1 |
| 75/76 | E100/350 | 6&8 | All | | | 1 |
| 7A011 SEAL (OUTPUT SHAFT OIL) | | | | | | |
| 73/76 | F100/350-4/W/D | 8 | 360, 390 | B3TZ 7A011-A | 2 1/8" I.D. x 3 1/16" O.D. x 11/16" wide | 1 |
| 73/ | F150/350-4/W/D | All | All | | | 1 |
| 73/74 | F100 | 8 | 460 | B8AZ 7A011-A | 1 3/16" I.D. x 1 1/4" long x 1 3/8" O.D. | 1 |
| 75/77 | E100/150 | 8 | 351 | D5UZ 7A011-A | 1 3/16" I.D. x 1 21/32" long | 1 |
| 77/78 | F150 | 8 | 460 | | use w/PJD-AL trans. | 1 |
| 78/ | E100/150 | 6&8 | 300,302, 351 | | | 1 |
| 78/ | F100/350-4 x 2 | All | 300,302 351,400 | | | 1 |
| 73 | F500 | 8 | 330 | D0TZ 7A011-A | 2 1/2" I.D. x 3 1/4" O.D. x 1/2" wide | 1 |
| 73/76 | M450/500 | 8 | All | 372401-S | (QQ-68)—snap ring (oil seal retaining) | 1 |
| 73/ | F100/500 | All | All | C4AZ 7D011-A | RING (GOVERNOR HOUSING SEAL) | 3 |
| 73/76 | M450/500 | 8 | All | | | 3 |
| 75/ | E100/350 | 6&8 | All | | | 3 |
| 7D014 WASHER (FRONT PUMP SUPPORT THRUST) | | | | | | |
| 73/ | F100/500 | All | All | C6AZ 7D014-A | # 1-3" I.D. x 4 7/32" O.D. x .057" thick | 1 |
| 73/76 | M450/500 | 8 | All | | | 1 |
| 75/ | E100/350 | 6&8 | All | C6AZ 7D014-B | # 2-5/64" thick | 1 |
| | | | | C6AZ 7D014-C | # 3-3/32" thick | 1 |
| 73 | F500 | 8 | 330 | C6AZ 7D014-D | # 4-.114" thick | 1 |
| | | | | C6AZ 7D014-E | # 5-.119" thick | 1 |
| 73/ | F100/500 | All | All | D2AZ 7017-A | SHAFT (INPUT)—10 9/32" long—30 teeth at 7A360 end—31 teeth at 7902 end | 1 |
| 73/76 | M450/500 | 8 | All | | | 1 |
| 75/ | E100/350 | 6&8 | All | | | 1 |
| 73/ | F100/500 | All | All | C6AZ 7D019-A | SEAL (FORWARD CLUTCH CYLINDER) | 2 |
| 73/76 | M450/500 | 8 | All | | | 2 |
| 75/ | E100/350 | 6&8 | All | | | 2 |
| 7A020 INDICATOR (OIL LEVEL) | | | | | | |
| 75 | E100/350 "Before Ser. X20,001" | 6&8 | All | D5UZ 7A020-B | # D5UP-BA | 1 |
| 75/76 | E100/350 "From Ser. X20,001" | 6&8 | All | D5UZ 7A020-C | D5UP-BB | 1 |
| 77/78 | E100/350 | 6&8 | All | D7UZ 7A020-A | # D7UP-A1A, A2A | 1 |
| 79 | E100/350 | 6&8 | 300,351, 460 | | | 1 |
| 79 | E100/250 | 8 | 302 | D9UZ 7A020-A | # D9UP-AA | 1 |
| 73/74 | F100/350 | 8 | All | D3TZ 7A020-A | # D3TP-AB | 1 |
| 75 | F100/350 | 8 | All | D5TZ 7A020-C | # D5TP-CA | 1 |
| 76 | F100/350 | 8 | All | D6TZ 7A020-A | # D5TP-CB | 1 |

| YEAR | MODEL/RESTRICTIONS | ENGINE | | PART NUMBER | DESCRIPTION | QTY. |
|--|------------------------------------|--------|---------------------|----------------|--|------|
| | | CYL. | C.I.D. (C.C.D.) | | | |
| 7A020 INDICATOR (OIL LEVEL) — Cont'd | | | | | | |
| 77/ | F100/350 | 8 | 351,400, 460 | D7TZ 7A020-B | # D7TP-DA | 1 |
| 78/ | F100/350 | 6&8 | 300,302 | D8TZ 7A020-A | # D8TP-AA | 1 |
| 73/75 | M450/500- "Before Ser. W00,001" | 8 | All | D3TZ 7A020-C | | 1 |
| 75 | M450/500- "From Ser. W00,001" | 8 | All | D5TZ 7A020-D | # D5TP-D1A, D2A | 1 |
| 76 | M450/500 | 8 | All | D6TZ 7A020-B | # D5TP-DB | 1 |
| 7D021 PISTON ASSY. (INTERMEDIATE BAND SERVO) | | | | | | |
| 73 | F100/350 | 8 | 460 | D5TZ 7D021-A | # Light green & D5TP 7E221-CA | 1 |
| 73/76 | F100/350 | 8 | 360,390 | | repl. piston assy. # C8VP-7E221-C | 1 |
| 73 | F500 | 8 | 330 | | | 1 |
| 77 | F100 | 8 | 351 | | | 1 |
| 73/76 | M450/500 | 8 | 360,390 | | | 1 |
| 74/78 | E100/350,F100/350 | 8 | 460 | D5TZ 7D021-B | # D5TP 7D221-DA -repl. piston assy. # yellow | 1 |
| 75/76 | M450/500 | 8 | 460 | | | 1 |
| 75/ | E100/350 | 6&8 | 300,302, 351 | D5UZ 7D021-A | # D5UP-7E221-BA | 1 |
| 76 | F100 | 8 | 360,390 | | | 1 |
| 77 | F100/350 | 8 | 351,400 | | | 1 |
| 78/ | F100/350 | 6&8 | 300,302, 351,400 | | | 1 |
| 77/ | F150/350 | 8 | 400 | D7AZ 7D021-A | # D7TP 7E221-AA | 1 |
| 79 | E250/350,F150/350 | 8 | 460 | | | 1 |
| 78 | F100 | 8 | 351 | | | 1 |
| 7D024 SEAL (INTERM. BAND SERVO PISTON COVER) | | | | | | |
| 73/74 | F100/500 | 8 | All | ★ C6AZ 7D024-C | R/b D5TZ 7D024-B(4/79) | 1 |
| 73/74 | M450/500 | 8 | All | | | 1 |
| 75/ | F100/350 | All | All | D5TZ 7D024-B | # Two white stripes | 1 |
| 75/76 | M450/500 | 8 | All | | | 1 |
| 75/ | E100/350 | 6&8 | All | | | 1 |
| 73/ | F100/500 | All | All | C6AZ 7D025-A | SEAL (INTERMEDIATE BRAKE DRUM) | 2 |
| 73/76 | M450/500 | 8 | All | | | 2 |
| 75/ | E100/350 | 6&8 | All | | | 2 |
| 73/ | F100/350 | All | All | D4AZ 7D026-A | GASKET (INTERMEDIATE BAND SERVO COVER) | 1 |
| 73/76 | M450/500 | 8 | All | | | 1 |
| 75/ | E100/350 | 6&8 | All | | | 1 |
| 7D027 COVER (INTERMEDIATE BAND SERVO) | | | | | | |
| 73 | F500 | 8 | 330 | C8VY 7D027-C | # L | 1 |
| 73/74 | F100/350 | 8 | 360,390 | | | 1 |
| 75 | F100 | 8 | 360 | | | 1 |
| 75 | F100 | 8 | 390 | | exc. PGB-CJ1 trans. | 1 |
| 75/76 | F150/350 | 8 | 360,390 | | | 1 |
| 73/76 | M450/500 | 8 | 360,390 | | | 1 |
| 76 | F100 | 8 | 360 | | exc. PGB-AC13,BJ3,CH5,CL2 trans. | 1 |

1973/79
TRUCK SERIES 100/500

AUTOMATIC 3 SPEED
TRANSMISSION C6-1973/

| YEAR | MODEL/RESTRICTIONS | ENGINE | | PART NUMBER | DESCRIPTION | QTY. |
|---|--------------------|--------|--------------------|--------------|--|------|
| | | CYL. | C.I.D. (C.C.D.) | | | |
| 7D027 COVER (INTERMEDIATE BAND SERVO) — Cont'd | | | | | | |
| 73/76 | F100/350 | 6&8 | 300,351 | D3AZ 7D027-A | # N | 1 |
| 76 | F100 | 8 | 360 | | use w/PGB-AC13,BJ3 ,CH5,CL2 trans. | 1 |
| 76 | F100 | 8 | 390 | | | 1 |
| 77/ | E100/350 | 6&8 | 300,302, 351 | | | 1 |
| 77/78 | F100 | 8 | 351,400 | | | 1 |
| 77 | F150/350 | 8 | 400 | | | 1 |
| 78/ | F100/350 | 6&8 | 300,302, 351 | | | 1 |
| 73/ | F100/350 | 8 | 460 | D4LY 7D027-A | # P | 1 |
| 74/76 | M450/500 | 8 | 460 | | | 1 |
| 75/ | E100/350 | 8 | 460 | | | 1 |
| 75 | F100 | 8 | 390 | | use w/PGB-CJ1 trans. | 1 |
| 77/ | F150/350 | 8 | 400 | D7AZ 7D027-A | # S | 1 |
| 79 | E250/350, F150/350 | 8 | 460 | | | 1 |
| 78 | F100 | 8 | 351 | | | 1 |
| | | | | 42789-S8 | (U-10) — bolt—hex washer hd. — 5/16" — 18 x 3/4" | 4 |
| 7D028 SPRING (INTERMEDIATE BAND SERVO) | | | | | | |
| 73 | M450/500 | 8 | 390 | C8SZ 7D028-B | # Yellow | 1 |
| 73 | F100/350 | 8 | 360,390 | | | 1 |
| 76 | F100 | 8 | 360 | | | 1 |
| 77 | F100/350 | 8 | 351,400 | | | 1 |
| 75/78 | E100/350 | 6&8 | 300,351 | | | 1 |
| 78 | F100 | 8 | 302,351, 400 | | | 1 |
| 79 | F100/250 | 6&8 | 300,302 | | | 1 |
| 73 | F500 | 8 | 330 | D1AZ 7D028-A | # Brown | 1 |
| 73/76 | F100/350 | 8 | 390 | | | 1 |
| 74/76 | M450/500 | 8 | 390-4V | | | 1 |
| 77 | F150/350 | 8 | 351 | | | 1 |
| 78 | F100/350 | 8 | 302,400 | | | 1 |
| 78 | E150/350, F100/350 | 6 | 300 | | | 1 |
| 79 | F100/350 | 8 | 351,400 460 | | | 1 |
| 79 | E250/350 | 8 | 460 | | | 1 |
| 74/76 | F100/350 | 8 | 360,390 | D10Z 7D028-A | # Green | 1 |
| 74/76 | M450/500 | 8 | 360, 390-2V | | | 1 |
| 77 | F150/350 | 8 | 400 | | | 1 |
| 76 | F100 | 8 | 360,390 | D60Z 7D028-A | # Pink—replaces spring # White or orange | 1 |
| 74/76 | M450/500 | 8 | 460 | | | 1 |
| 77 | F100 | 8 | 400 | | | 1 |
| 73/78 | E100/350,F100/350 | 8 | 460 | | | 1 |
| 78 | E100/350,F100/350 | 6&8 | 300,351 | | | 1 |
| 79 | E100/350 | 6&8 | 300,302 351 | | | 1 |
| 73/ | F100/500 | 6&8 | All | C6AZ 7D029-C | STRUT (INTERMEDIATE BRAKE BAND) | 1 |
| 73/76 | M450/500 | 8 | All | | | 1 |
| 75/ | E100/350 | 6&8 | All | | | 1 |
| 73/ | F100/500 | 6&8 | All | D0AZ 7034-B | VENT (CASE) | 1 |
| 75/ | E100/350 | 6&8 | All | | | 1 |
| 73/76 | M450/500 | 8 | All | | | 1 |

| YEAR | MODEL/RESTRICTIONS | ENGINE | | PART NUMBER | DESCRIPTION | QTY. |
|----------------------|--|------------------------|--------------------|---------------------------------------|---|-------------------|
| | | CYL. | C.I.D. (C.C.D.) | | | |
| | | | | 7A034 | BUSHING (EXTENSION HOUSING) | |
| 73/ | F100/350 -- 2/W/D | 6&8 | All | B5AZ 7A034-A | 1 13/16" O.D. X 2 1/8" long | 1 |
| 75/ | E100/350 | 6&8 | All | | | 1 |
| | | | | 7D034 | BAND ASSY. (INTERM. SERVO) | |
| 73/79 | E100/350, F100/500 | All | All | D9AZ 7D034-B | | 1 |
| 73/76 | M450/500 | All | All | | | 1 |
| | | | | 7A039 | HOUSING (EXTENSION) | |
| 73/ | F100/350 -- 2/W/D | 6&8 | All | D5AZ 7A039-B | | 1 |
| 75/ | E100/350 | 6&8 | All | | | 1 |
| 73/74 | F100 -- 4/W/D- "Before Ser. T40, 001" | 8 | 360 | ★ D3TZ 7A039-C Not replaced (3/79) | | 1 |
| 74/76 | F100 -- 4/W/D- "From Ser. T40, 001" | 8 | 360 | D4TZ 7A039-A | | 1 |
| 73/76 | F250 -- 4/W/D | 8 | 360 | D4TZ 7A039-C | | 1 |
| 77 | F250 -- Full Time 4 x 4 | 8 | 400 | | | 1 |
| 73 | F500 | 8 | 330 | D0TZ 7A039-B | | 1 |
| 73/76 | M450/500 | 8 | All | | | 1 |
| 77 | F150 -- Full time 4/W/D | 8 | 351,400 | D7TZ 7A039-B | # D7TP 7A040-AA | 1 |
| 77 | F150/250 -- Part time 4/W/D | 8 | 351,400 | D7TZ 7A039-C | # D7TP 7A040-BA or D8TP 7A040-AA | 1 |
| 77 | F150 -- Full time 4/W/D | 8 | 351,400 | | Aluminum replaces cast iron ext. | 1 |
| 78/ | F150/250-Part time/Full time 4/W/D | 8 | 351,400 | | | 1 |
| 77 | F250 -- Part time 4/W/D | 8 | 351,400 | D7TZ 7A039-D | Use w/PJA-BY,BZ trans. # RF-D7TP 7A040-CA | 1 |
| 78/ | F150/250-Part time 4/W/D | 8 | 351,400 | | | 1 |
| 73/ | F150/350 | 8 | 351,400 | 58642-S2 | (B-94-Z)-bolt (ext. to case) | |
| 73/ | F250 4/W/D | 8 | 360 | 380207-S | (BB-545-G)-bolt-hex. washer hd.-3/8"-16 x 1 1/4" | 2 |
| | | | | 380209-S | (BB-545-H)-bolt-hex. washer hd.-3/8"-16 x 1 1/2" | 4 |
| | | | | 385238-S2 | (BB-545-MC)-bolt-hex. washer hd.-3/8"-16 x 2 1/2" | 2 |
| 73/ | F100/500 | 6&8 | All | C9AZ 7D044-A | DRUM ASSY. (INTERMEDIATE BRAKE)- incl. (1) C8AZ 7C099-A seal | 1 |
| 73/76 | M450/500 | 8 | All | | | 1 |
| 75/ | E100/350 | 6&8 | All | | | 1 |
| | | | | 7D046 | BUSHING (INTERMEDIATE BRAKE DRUM) | |
| 73/ | F100/500 | 6&8 | All | C6AZ 7D046-B | Front-2 5/16" I.D. x 3 1/8" O.D. x 3/8" wide | 1 |
| 73/76 | M450/500 | 8 | All | | | 1 |
| 75/ | E100/350 | 6&8 | All | | | 1 |
| 73/ | F100/500 | 6&8 | All | C6AZ 7D046-A | Rear-2 3/4" I.D. x 2 7/8" O.D. x 1 1/4" wide | 1 |
| 73/76 | M450/500 | 8 | All | | | 1 |
| 75/ | E100/350 | 6&8 | All | | | 1 |
| 73/ | F100/350 -- 2/W/D | 6&8 | All | D5AZ 7052-A | SEAL (OUTPUT SHAFT OIL) | 1 |
| 75/ | E100/350 | 6&8 | All | | 1 11/16" I.D. X 2 7/8" O.D. X 1 5/16" long | 1 |
| | | | | 7060 | SHAFT (OUTPUT) | |
| 73/ | F100/350 | 6&8 | All | D6AZ 7060-A | 23 3/16" long-25-34-36 teeth-31 splines- | 1 |
| 75/ | E100/350 | 6&8 | All | | 8 tooth speedo. gear rolled on shaft | 1 |
| Includes | | | | | | |
| (1)D6TZ 7A233-A Gear | | (1)D3TZ 7B368-A Washer | | (1)387031-S5 Ring | | (1)387035-S5 Ring |

1973/79
TRUCK SERIES 100/500

AUTOMATIC 3 SPEED
TRANSMISSION C6-1973/

| YEAR | MODEL/RESTRICTIONS | ENGINE | | PART NUMBER | DESCRIPTION | QTY. |
|---|--|--------|--------------------|--------------|---|------|
| | | CYL. | C.I.D. (C.C.D.) | | | |
| | | | | 7060 | SHAFT (OUTPUT) — Cont'd | |
| 73/76 | F250 -- 4/W/D | 8 | 360 | D6TZ 7060-A | 17 5/16" long-25-34-36 teeth-10 splines | 1 |
| 77 | F250 -- 4/W/D | 8 | 351,400 | | | 1 |
| 73/76 | M450/500 | 8 | All | | | 1 |
| 73 | F500 | 8 | 330 | | | |
| Includes (1)D6TZ 7A233-A Gear (1)D3TZ 7B368-A Washer (1)387031-S5 Ring (1)387035-S5 Ring | | | | | | |
| 73/ | F100/350 | 6&8 | All | D6TZ 7060-B | 23 3/16" long-25-34-36 teeth-31 splines- | 1 |
| 75/ | E100/350 | 6&8 | All | | 6 tooth speedo. gear rolled on shaft | 1 |
| Includes (1)D6TZ 7A233-A Gear (1)D3TZ 7B368-A Washer (1)387031-S5 Ring (1)387035-S5 Ring | | | | | | |
| 73/76 | F100/150 -- 4/W/D | 8 | 360 | D6TZ 7060-C | | 1 |
| 77 | F150 -- 4/W/D | 8 | 351,400 | | | 1 |
| 78/ | F150/250-Full time/part time 4/W/D | 8 | 351,400 | | 15 1/2" long-25-34-36 teeth-31 splines | 1 |
| Includes (1)D6TZ 7A233-A Gear (1)D3TZ 7B368-A Washer (1)387031-S5 Ring (1)387035-S5 Ring | | | | | | |
| 77/ | E100/150 | 6&8 | 300,351 | D7AZ 7060-B | 23 3/16" long-25-34-36 teeth-31 splines | 1 |
| 77/ | F100/150 | 6&8 | All | | 9 tooth speedo. gear rolled on shaft | 1 |
| 77 | F250 -- 4/W/D | 8 | 351,400 | D7TZ 7060-B | Use w/PJA-BY,BZ trans. 18 1/2" long-25-34-36 teeth-31 splines | 1 |
| 78/ | F150/250 -- Part time 4/W/D | 8 | 351,400 | | | 1 |
| 73/76 | | All | All | 377137-S | # No Identification-(QQ-16-E)-ring- retaining-3/64" thick-1 11/32 I.D.- 1 23/64" O.D. (retains 7D164 to 7060) | 1 |
| 76/ | | All | All | 387031-S5 | # Copper flash plate (QQ-16-EA) ring- retaining-5/64" thick-1 11/32" I.D.- 1 23/64" O.D. (retains 7D164 to 7060) Use with D6AZ 7060-A-D6TZ 7060-A,B,C shafts only | 1 |
| 73/76 | | All | All | 377138-S | # No Identification-(QQ-16-F) ring- retaining-3/64 thick- 1 27/64" I.D.- 1 43/64" O.D. (retains 7C063 to 7060) | 1 |
| 76/ | | All | All | 387035-S5 | # Copper flash plate (QQ-16-FA) ring retaining-5/64" thick- 1 27/64" I.D.- 1 43/64 O.D. (retains 7C063 to 7060) use with D6AZ 7060-A,D6TZ 7060-A,B,C shafts only | 1 |
| 73/76 | F250 -- 4/W/D | 8 | 360 | 384235-S100 | (77-179-A)-nut-hex head lock 1"-20 (retains 7B198 to 7060) | 1 |
| 73/ | F100/500 | 6&8 | All | C6AZ 7E062-A | GASKET (OIL PAN SCREEN) | 1 |
| 73/76 | M450/500 | 8 | All | | | 1 |
| 75/ | E100/350 | 6&8 | All | | | 1 |
| | | | | 7C063 | BODY ASSY. (GOVERNOR) | |
| 73/74 | F250/350 -- 2/W/D | 8 | 360, 390-2B | C9AZ 7C063-A | # Black | 1 |
| 73/74 | F250 -- 4/W/D | 8 | 360 | | | 1 |
| 73 | F100 -- 2/W/D- "Before Ser. R00, 001" | 8 | All | | | 1 |
| 75/76 | F150/350 | 8 | 360 | | | 1 |
| 73/74 | M450/500 | 8 | 360, 390 | | | 1 |
| 75/76 | F150/350 | 8 | 390-4B, 460 | | | 1 |
| 73/76 | M450/500 | 8 | 390-4B, 460 | | | 1 |

| YEAR | MODEL/RESTRICTIONS | ENGINE | | PART NUMBER | DESCRIPTION | QTY. |
|--------------------------------------|---|--------|--------------------|--------------|--|------|
| | | CYL. | C.I.D. (C.C.D.) | | | |
| 7C063 BODY ASSY. (GOVERNOR) — Cont'd | | | | | | |
| 74 | F250/350 | 8 | 390-4B | D4TZ 7C063-A | # Orange | 1 |
| 75/76 | F150/350 | 8 | 390-4B, 460 | | | 1 |
| 75/76 | E150/350 -- use w/ # PGD-A,C, # PJD.-W,Z | 6&8 | 300,460 | | | 1 |
| 75/76 | E150/350 -- use w/ # PGD-A1,C1 | 6 | 300 | D5UZ 7C063-A | # Yellow | 1 |
| 73/74 | F100 -- 4/W/D | 8 | 360 | D3TZ 7C063-B | # Brown | 1 |
| 73/74 | F100 -- 2/W/D- "From Ser. R00, 001" | 8 | 360, 390, 460 | | | 1 |
| 75/76 | F100 | 8 | 390-2B | | | 1 |
| 75/76 | F100 | 8 | 360 | D30Z 7C063-C | # Green | 1 |
| 75/76 | E100 -- Use w/ # PGD-H | 8 | 351 | | | 1 |
| 75/76 | E150/350 -- Use w/ # PGD-G,N,R,V | 8 | 351 | D5AZ 7C063-A | # Pink | 1 |
| 76 | F100 | 8 | 360 | | | 1 |
| 77 | E100/350 | 8 | 351 | D7AZ 7C063-A | # Pink or # 1 | 1 |
| 77 | F100 | 8 | 351 | | | 1 |
| 77 | F100/350 -- 2/W/D | 8 | 351,400 | D7AZ 7C063B | # Black or # 2 | 1 |
| 77 | F150/250 -- 4/W/D | 8 | 351,400 | | | 1 |
| 77 | E250/350 | 8 | 351 | | | 1 |
| 77 | E100 | 8 | 351 | D7AZ 7C063-C | # Green or # 3 | 1 |
| 77 | E100/350 | 6 | 300 | D70Z 7C063-C | # White or # 6 | 1 |
| 77 | E250/350 | 8 | 460 | D7TZ 7C063-B | # Orange or # 8 | 1 |
| 77 | F150/350 | 8 | 460 | | | 1 |
| 77 | E150/350 | 6 | 300 | D7UZ 7C063-A | # Yellow or # 9 | 1 |
| 73 | F500 | 8 | 330 | D3TZ 7C063-A | | 1 |
| 78 | E100,F100/250 | 8 | 351 | D8AZ 7C063-A | # Pink or # 10 | 1 |
| 79 | F100/350 | 8 | 351,400 | | | 1 |
| 78 | E250/350 | 8 | 351 | D8AZ 7C063-B | # Black or # 11 | 1 |
| 78 | F100/350 | 8 | 351,400 | | | 1 |
| 78/ | E100/250 | 8 | 351 | D8AZ 7C063-C | # Green or # 12 | 1 |
| 78/ | F100/250 | 8 | 302,351 | | | 1 |
| 78/ | E100/250,F100/150 | 8 | 302 | D8TZ 7C063-A | # 17 | 1 |
| 78 | E100/350,F100/350 | 6 | 300 | D8UZ 7C063-A | # White or # 13 | 1 |
| 78 | E100/250 | 6 | 300 | D8UZ 7C063-B | # Brown or # 16 | 1 |
| 79 | E100/350 | 6&8 | 300,351 | | | 1 |
| 78 | F100 | 8 | 302 | | | 1 |
| 78/ | F100/350 | 6 | 300 | | | 1 |
| 78/ | E150/350,F150/350 | 8 | 460 | D8UZ 7C063-D | # Orange or # 14 | 1 |
| 73/ | F100/500 | 6&8 | All | C6AZ 7D063-A | GEAR ASSY. (SUN)-34 teeth | 1 |
| 73/76 | M450/500 | 8 | All | | | 1 |
| 75/ | E100/350 | 6&8 | All | | | 1 |
| | | | | 377300-S | (QQ-105)-retainer (to retain gear assy.)- 2" snap | 1 |
| 73/ | F100/500 | 6&8 | All | C6AZ 7D064-A | SHELL (INPUT SHAFT) | 1 |
| 73/76 | M450/500 | 8 | All | | | 1 |
| 75/ | E100/350 | 6&8 | All | | | 1 |
| | | | | 377300-S | (QQ-105)-retainer (shell to sun gear)-2" snap | 1 |
| 73/ | F100/500 | 8 | All | 8D 7065 | BEARING (OUTPUT SHAFT)-1 3/8" I.D. x 3 9/64" O.D. x 13/16" wide | 1 |
| 73/76 | M450/500 | 8 | All | | | 1 |
| 73/ | F100/500 | 6&8 | All | C6AZ 7B066-B | PLATE (CLUTCH PRESSURE DIRECT DRIVE) - 26 teeth | 1 |
| 73/76 | M450/500 | 8 | All | | | 1 |
| 75/ | E100/350 | 6&8 | All | | | 1 |
| | | | | 377126-S | (QQ-95)-ring-retaining-6 21/32"-.062" thick | AR |
| | | | | 377127-S | (QQ-96)-ring-retaining-6 21/32"-.076" thick | AR |
| | | | | 377128-S | (QQ-97)-ring-retaining-6 21/32"-.090" thick | AR |

1973/79
TRUCK SERIES 100/500

AUTOMATIC 3 SPEED
TRANSMISSION C6-1973/

| YEAR | MODEL/RESTRICTIONS | ENGINE | | PART NUMBER | DESCRIPTION | QTY. |
|--|--------------------|--------|--------------------|--------------|---|------|
| | | CYL. | C.I.D. (C.C.D.) | | | |
| 7B066 PLATE (CLUTCH PRESSURE FORWARD) | | | | | | |
| 73/ | F100/500 | 6&8 | All | C6AZ 7B066-A | Front-26 teeth | 1 |
| 73/76 | M450/500 | 8 | All | | | 1 |
| 75/ | E100/350 | 6&8 | All | | | 1 |
| 73/ | F100/500 | 6&8 | All | C6AZ 7B066-B | Rear-26 teeth-used as direct drive clutch plate | 1 |
| 73/76 | M450/500 | 8 | All | | | 1 |
| 75/ | E100/350 | 6&8 | All | | | 1 |
| | | | | 377126-S | (QQ-95)-ring-retaining-6 21/32"-.062" thick | AR |
| | | | | 377127-S | (QQ-96)-ring-retaining-6 21/32"-.076" thick | AR |
| | | | | 377128-S | (QQ-97)-ring-retaining-6 21/32"-.090" thick | AR |
| | | | | 386841-S | (QQ-100-E) Forward clutch-.112" thick | AR |
| | | | | 386842-S | (QQ-100-F) Forward clutch-.130" thick | AR |
| | | | | 377437-S | (QQ-98-H)-ring-retaining-7 7/64"-.058" thick | AR |
| | | | | 377444-S | (QQ-98-B)-ring-retaining-7 7/64"-.090" thick | AR |
| 73/ | F100/500 | 6&8 | All | C6AZ 7B066-C | PLATE (CLUTCH PRESSURE REVERSE)- | 1 |
| 75/ | E100/350 | 6&8 | All | | | 1 |
| 73/76 | M450/500 | 8 | All | | 18 teeth-7/16" thick | 1 |
| | | | | 377134-S | (QQ-94)-retainer-7 1/8" snap | 1 |
| 73/ | F100/500 | 6&8 | All | C6AZ 7D066-A | WASHER (INPUT SHELL THRUST)- | 1 |
| 73/76 | M450/500 | 8 | All | | 3 3/4" dia. x 3/64" thick | 1 |
| 75/ | E100/350 | 6&8 | All | | | 1 |
| 7B067 HUB (CLUTCH) | | | | | | |
| 73/ | F100/500 | 6&8 | All | C6AZ 7B067-B | Reverse Clutch - 72 teeth - 5 1/2" O.D. | 1 |
| 73/76 | M450/500 | 8 | All | | | 1 |
| 75/ | E100/350 | 6&8 | All | | | 1 |
| 73/76 | F100/500 | 8 | All | C6AZ 7B067-D | Forward ring gear - 1" thick - with 11/64" x 17/64" step on flange - 74 teeth - 4 1/2" O.D. | 1 |
| 73/76 | M450/500 | 8 | All | | | 1 |
| 75/76 | E100/350 | 6&8 | All | | | 1 |
| 76/ | F100/350 | 6&8 | All | D6AZ 7B067-A | Forward ring gear - 59/64" thick -w/out 11/64" x 17/64" step on flange - 74 teeth 4 1/2" O.D. | 1 |
| 76/ | E100/350 | 6&8 | All | | | 1 |
| 73/77 | F100/500 | 6&8 | All | D2AZ 7D069-A | PLUNGER (MANUAL VALVE DETENT)- | 1 |
| 73/76 | M450/500 | 8 | All | | 5/16" O.D. x 15/16" long | 1 |
| 75/77 | E100/350 | 6&8 | All | | | 1 |
| 73 | F500 | 8 | 330 | D5TZ 7070-A | SNAP RING (OUTPUT SHAFT BEARING) | 1 |
| 73/76 | M450/500 | 8 | All | | | 1 |
| 7B070 SPRING (FORWARD CLUTCH PISTON DISC) | | | | | | |
| 73/76 | F100/500 | 8 | All | C6AZ 7B070-B | 5/64" thick | 1 |
| 73/76 | M450/500 | 8 | All | | | 1 |
| 73/76 | E100/350 | 6&8 | All | | | 1 |
| 76/79 | E100/350, F100/350 | All | All | D6AZ 7B070-A | 3/32" thick-use w/D6AZ 7A360-A cyl. only | 1 |
| | | | | | "From 5/1/76 to 1/3/79" | |
| 79 | E100/350, F100/350 | All | All | D9AZ 7B070-A | 5/64" thick-use w/D9AZ 7A360-A cyl. only | 1 |
| | | | | 377127-S | (QQ-96)-ring-retainer-6 21/32"-1/16" thick | 1 |
| 73/ | F100/350 | 6&8 | All | C6AZ 7D070-B | SPRING (PARKING PAWL RETURN) | 1 |
| 73/76 | M450/500 | 8 | All | | | 1 |
| 75/ | E100/350 | 6&8 | All | | | 1 |
| 73/ | F100/350 | 6&8 | All | C6AZ 7D071-A | SHAFT (PARKING PAWL)- | 1 |
| 73/76 | M450/500 | 8 | All | | 1 29/32" long x 1/2" dia. | 1 |
| 75/ | E100/350 | 6&8 | All | | | 1 |
| 73/ | F100/500 | 6&8 | All | D5AZ 7D080-A | VALVE (TRANSMISSION) PRIMARY THROTTLE CONTROL | 1 |
| 73/76 | M450/500 | 8 | All | | | 1 |
| 75/ | E100/350 | 6&8 | All | | | 1 |
| 73/76 | F100/500 | 6&8 | All | C6AZ 7E080-A | RETA'NER (REVERSE CLUTCH PISTON BALL CHECK) | 1 |
| 73/76 | M450/500 | 8 | All | | | 1 |
| 75/76 | E100/350 | 6&8 | All | | | 1 |

AUTOMATIC 3 SPEED
TRANSMISSION C6-1973/

1973/79
TRUCK SERIES 100/500

| YEAR | MODEL/RESTRICTIONS | ENGINE | | PART NUMBER | DESCRIPTION | QTY. |
|--------------------------------|--------------------------------|--------|--------------------|--------------|--|------|
| | | CYL. | C.I.D. (C.C.D.) | | | |
| 73 | F500 | 8 | 330 | D0TZ 7085-A | RETAINER ASSY. (OUTPUT SHAFT) BEARING) | 1 |
| 73/76 | M450/500 | 8 | All | | | 1 |
| 7E085 SPRING (CLUTCH PRESSURE) | | | | | | |
| 76/78 | F100/350 | 6&8 | All | D6AZ 7E085-A | Reverse clutch - 6 7/8" O.D. - 5 21/32" I.D.- six waves equally spaced | 1 |
| 76/78 | E100/350 | 6&8 | All | | | 1 |
| 78/ | F100/350 | 6&8 | All | D8AZ 7E085-A | Reverse clutch - 6 7/8" O.D. - 5 49/64" I.D.- eight waves equally spaced | 1 |
| 78/ | E100/350 | 6&8 | All | | | 1 |
| 76/ | F100/350 | 6&8 | All | D6AZ 7E085-B | Forward clutch - 4 teeth in a 26 tooth blank | 1 |
| 76/ | E100/350 | 6&8 | All | | | 1 |
| 7086 GASKET | | | | | | |
| 73/ | F100/500 | 6&8 | All | C6AZ 7086-A | Extension housing | 1 |
| 73/76 | M450/500 | 8 | All | | | 1 |
| 75/ | E100/350 | 6&8 | All | | | 1 |
| 73 | F500 | 8 | 330 | D0TZ 7086-A | Output shaft bearing retainer | 1 |
| 73/76 | M450/500 | 8 | All | | | 1 |
| 73/ | F100/500 | 6&8 | All | D0AZ 7A089-A | CLUTCH ASSY. (OVERRUNNING)-incl. (1) ea. D0AP 7A392-A spring assy., D0AP 7E194-A bushing, and (18) C8AP 7190-A rollers- 5/8" long x 19/64" O.D. | 1 |
| 73/76 | M450/500 | 8 | All | | | 1 |
| 75/ | E100/350 | 6&8 | All | | | 1 |
| | | | | 377135-S | (QQ-93)-ring (to clutch hub assy.)-retaining- 3 31/32" I.D. | 2 |
| 73/ | F100/500 | 6&8 | All | C9AZ 7D090-A | WASHER (FORWARD CLUTCH HUB THRUST)- 2 3/16" I.D. x 2 7/8" O.D. | 1 |
| 73/76 | M450/500 | 8 | All | | | 1 |
| 75/ | E100/350 | 6&8 | All | | | 1 |
| 73/ | F100/500 | 6&8 | All | C6AZ 7C096-A | WASHER (INTERMEDIATE BRAKE DRUM THRUST)-2 13/16" I.D. x 3 13/16" O.D. x 1/16" thick | 1 |
| 73/76 | M450/500 | 8 | All | | | 1 |
| 75/ | E100/350 | 6&8 | All | | | 1 |
| 7A098 SCREEN ASSY. (OIL PAN) | | | | | | |
| 73/74 | F100/350 -- 2/W/D | 8 | All | C6AZ 7A098-B | *FT-37-incl. (1) C6AZ 7A191-B gskt | 1 |
| 73 | F500 | 8 | 330 | | | 1 |
| 73/74 | M450/500 | 8 | All | | | 1 |
| 73/ | F100/250 -- 4/W/D | All | All | D3TZ 7A098-B | *FT-48 incl. (1) C6AZ 7A191-B gskt. | 1 |
| 73/75 | F100/350 -- exc. # PJD-J5,L5 | 8 | 460 | | | 1 |
| 75/ | F100/350 -- 2/W/D | All | All | D5AZ 7A098-B | *FT-52 incl. (1) C6AZ 7A191-B gskt. | 1 |
| 75/76 | F150/350 -- use w/ # PJD-J5,L5 | 8 | 460 | | | 1 |
| 75/76 | M450/500 | All | All | | | 1 |
| 75/ | E100/350 | All | All | | | 1 |
| 73/ | F100/500 | 6&8 | All | C8AZ 7C099-A | SEAL (CLUTCH PISTON OIL)-use as direct drive clutch piston inner seal | 1 |
| 73/76 | M450/500 | 8 | All | | | 1 |
| 75/ | E100/350 | 6&8 | All | | | 1 |
| | | | | 377130-S94 | (KK-52-C)-use as forward clutch piston oil seal-2 45/64" I.D. x 2 63/64" O.D. | 1 |
| 7A100 CONTROL ASSY. (MAIN) | | | | | | |
| 73 | F100 -- 2/W/D | 8 | 360, 390 | D3AZ 7A100-F | # DG, # DW, # FW | 1 |
| 74 | F100 -- 2/W/D | 8 | 360 | | | 1 |
| 75 | F100 | 8 | 390-2B | D5TZ 7A100-B | # HK, # HT | 1 |
| 73 | F500 "Before Ser. Q80,001" | 8 | 330 | D2TZ 7A100-D | # DA, # HD | 1 |
| 73 | F500 "From Ser. Q80,001" | 8 | 330 | D3TZ 7A100-E | # DT, # DZ, # FX | 1 |
| 74 | F100 | 8 | 360 | D30Z 7A100-D | # DP, # DH, # FS | 1 |
| 73/74 | F250/350 -- 2/W/D | 8 | 360, 390 | D4AZ 7A100-D | # CX,CX1, # DM, # FU | 1 |
| 74 | F100 -- 2/W/D | 8 | 390 | | | 1 |
| 73/74 | M450/500 | 8 | All | | | 1 |

1973/79
TRUCK SERIES 100/500

AUTOMATIC 3 SPEED
TRANSMISSION C6-1973/

| YEAR | MODEL/RESTRICTIONS | ENGINE | | PART NUMBER | DESCRIPTION | QTY. |
|-------|--|--------|--------------------|--|-------------------------------|------|
| | | CYL. | C.I.D. (C.C.D.) | | | |
| | | | | 7A100 | CONTROL ASSY. (MAIN) — Cont'd | |
| 75/76 | F100 -- 2/W/D "Before Ser. C00,001" | 8 | 360 | D5TZ 7A100-C | #HL,HU | 1 |
| 75/76 | E100/350 -- "Before Ser. C00,001" | 8 | 351 | | | 1 |
| 76 | F100 -- 2/W/D "From Ser. C00,001" | 8 | 360 | D6TZ 7A100-C | #JM | 1 |
| 76 | E100 -- "From Ser. C00,001" | 8 | 351 | | | 1 |
| 73 | F100 -- 4/W/D | 8 | 360 | ★ D3TZ 7A100-D Not replaced (10/78) | #DL, #DX | 1 |
| 73/76 | F150/250 -- 4/W/D "Before Ser. C00,001" | 8 | 360,390 | D3TZ 7A100-C | #DF, DN, HY | 1 |
| 73/75 | F100/350 -- exc. #PJD-J5,L5 | 8 | 460 | | | 1 |
| 74 | F100 -- 4/W/D | 8 | 360 | | | 1 |
| 76 | F150/250 -- 4/W/D "From Ser. C00,001" | 8 | 360 | D6TZ 7A100-F | #JW | 1 |
| 75/76 | F100 -- 4/W/D "Before Ser. C00,001" | 8 | 360 | D5TZ 7A100-D | #HM, HW | 1 |
| 76 | F100 -- 4/W/D "From Ser. C00,001" | 8 | 360 | D6TZ 7A100-D | #JL | 1 |
| 76 | F100 -- 4/W/D "Before Ser. C00,001" | 8 | 360 | D6TZ 7A100-A | #JA | 1 |
| 76 | F100 -- 4/W/D "From Ser. C00,001" | 8 | 360 | D6TZ 7A100-H | #JP | 1 |
| 75/76 | F150/350 -- 2/W/D "Before Ser. C00,001" | 8 | 360,390 | D5AZ 7A100-C | #HJ, HS | 1 |
| 75/76 | F150/350 -- use w/ #PJD-J5,L5 "Before Ser. C00,001" | 8 | 460 | | | 1 |
| 75/76 | M450/500 | 8 | All | | | 1 |
| 75/76 | E150/350 "Before Ser. C00,001" | 8 | 460 | | | 1 |
| 76 | F150/350 -- 2/W/D "From Ser. C00,001" | 8 | 360,390 | D6AZ 7A100-B | #JU | 1 |
| 76 | F100 -- 2/W/D "From Ser. C00,001" | 8 | 390 | | | 1 |
| 76 | F150/350 -- 2/W/D "From Ser. C00,001" | 8 | 460 | | | 1 |
| 76 | E100 -- "From Ser. C00,001" | 8 | 351 | | | 1 |
| 76 | E150/350 -- "From Ser. C00,001" | 8 | 460 | | | 1 |
| 75/76 | E100/350 -- "Before Ser. C00,001" | 8 | 351 | D5AZ 7A100-A | #HP | 1 |
| 76 | F100 -- 2/W/D "Before Ser. C00,001" | 8 | 360 | | | 1 |
| 76 | E100/350 -- "From Ser. C00,001" | 8 | 351 | D6AZ 7A100-C | #JT | 1 |
| 76 | F100 -- 2/W/D "From Ser. C00,001" | 8 | 360 | | | 1 |
| 75 | E250/350 | 6 | 300 | D5TZ 7A100-E | #HX | 1 |
| 75/76 | E100/350 -- "Before Ser. C00,001" | 6 | 300 | D5UZ 7A100-B | #HZ | 1 |
| 76 | E100/350 -- "From Ser. C00,001" | 6 | 300 | D6TZ 7A100-G | #JS | 1 |
| 77 | E150/350 | 8 | 351,460 | D7TZ 7A100-A | #JG, KD | 1 |
| 77 | F100/350 -- 2/W/D | 8 | 351,400 | | | 1 |
| 77 | F150/350 | 8 | 460 | | | 1 |
| 77 | F150/250 -- 4/W/D | 8 | 351,400 | D7TZ 7A100-B | #JH, KN | 1 |
| 77 | F100 | 8 | 351 | D7TZ 7A100-E | #KA, KJ | 1 |
| 77 | E100/350 | 6&8 | 300,351 | D7UZ 7A100-A | #JJ, KF | 1 |
| 77 | F100 | 8 | 351 | | | 1 |
| 77 | E100/350 | 6&8 | 300,351 | D7UZ 7A100-B | #JX, KK | 1 |
| 77 | E100 | 8 | 351 | D7AZ 7A100-C | #KB, KL | 1 |
| 78 | E100 | 8 | 351 | D9AZ 7A100-B | #LA, MA | 1 |
| 78 | F150/250 -- 4/W/D | 8 | 351,400 | D8TZ 7A100-A | #KT, LM | 1 |
| 78 | E250/350 | 8 | 351 | D8TZ 7A100-B | #KW, LN | 1 |
| 78 | F100/350 | 8 | 351,400 | | | 1 |

| YEAR | MODEL/RESTRICTIONS | ENGINE | | PART NUMBER | DESCRIPTION | QTY. |
|-------|--------------------|--------|--------------------|--------------|--|------|
| | | CYL. | C.I.D. (C.C.D.) | | | |
| | | | | 7A100 | CONTROL ASSY. (MAIN) — Cont'd | |
| 78 | F100 | 8 | 351 | D8TZ 7A100-C | # LB | 1 |
| 78 | F150/250 -- 4/W/D | 8 | 351 | D8TZ 7A100-D | # LK | 1 |
| 78 | E150/250,F150/250 | 6 | 300 | D8TZ 7A100-E | # LG | 1 |
| 78 | F100 | 8 | 302 | | | 1 |
| 78 | F250/350 | 6 | 300 | D8UZ 7A100-A | # KY | 1 |
| 78 | F100/250 | 8 | 351 | | | 1 |
| 78 | E100/350 | 6&8 | 300,351 | D8UZ 7A100-B | # KZ | 1 |
| 78 | F100/350 | 6 | 300 | | | 1 |
| 78 | F100/250 | 8 | 302,351 | | | 1 |
| 79 | F150/350 -- 4/W/D | 8 | All | D9TZ 7A100-A | # LZ | 1 |
| 79 | E100/350 | 6&8 | 300,302 351 | D9TZ 7A100-C | # LS | 1 |
| 79 | F100/350 -- 2/W/D | 6&8 | 300,302 | | | 1 |
| 78/79 | E250/350,F150/350 | 8 | 460 | D9TZ 7A100-D | # LJ,LT | 1 |
| 79 | F100/350 -- 2/W/D | 8 | 351,400 | D9TZ 7A100-E | # LU | 1 |
| 79 | E250 | 8 | 351 | D9TZ 7A100-F | # MB | 1 |
| 79 | F100/150 | 8 | 302 | | | 1 |
| | | | | 20464-S7-8 | (B-43-EA)-bolt (control to case)-hex. hd.- 1/4"-20 x 1 1/2" | 2 |
| | | | | 20384-S8 | (B-43)-bolt (control to case)-hex. hd.- 1/4"-20 x 1" | 6 |
| 73/76 | F100/500 | 8 | All | D5AZ 7D100-A | GASKET (VALVE BODY SEPARATOR PLATE) | 1 |
| 73/76 | M450/500 | 8 | All | | | 1 |
| 75/76 | E100/350 | 6&8 | All | | | 1 |
| 76 | E100/350,F100/350 | All | All | D6AZ 7D100-A | use with 7A100 assy. ident. JL,JM,JP, JS,JT,JU,JW | 1 |
| 77/ | E100/350,F100/350 | All | All | | | 1 |
| 73/ | F100/250 -- 4/W/D | 8 | All | D3TZ 7A102-A | TUBE (MAIN CONTROL LOWER VALVE BODY SUCTION) | 1 |
| 73/75 | F100/350 | 8 | 460 | | | 1 |
| 73/ | F100/500 | 6&8 | All | C8AZ 7A103-B | PUMP ASSY. (FRONT OIL) | 1 |
| 73/76 | M450/500 | 8 | All | | | 1 |
| 75/ | E100/350 | 6&8 | All | | | 1 |
| | | | | 20426-S8 | (B-55)-bolt-hex. hd.-5/16"-18 x 1 1/4" | 7 |
| 73/ | F100/500 | 6&8 | All | C9AZ 7A108-A | SUPPORT ASSY. (CONVERTER STATOR) | 1 |
| 73/76 | M450/500 | 8 | All | | | 1 |
| 75/ | E100/350 | 6&8 | All | | | 1 |
| | | | | 20346-S8 | (B-50)-bolt (support to pump)-hex. hd.- 5/16"-18 x 3/4" | 5 |
| 73/ | F100/500 | 6&8 | All | D2AZ 7A115-A | LEVER ASSY. (MANUAL CONTROL VALVE DETENT) | 1 |
| 73/76 | M450/500 | 8 | All | | | 1 |
| 75/ | E100/350 | 6&8 | All | | | 1 |
| | | | | 33945-S8 | (M-37)-jam-nut-9/16"-18 | 1 |
| 73/ | F100/500 | 6&8 | All | C6AZ 7A135-A | VALVE and SPRING KIT (FRONT PUMP RELIEF) | 1 |
| 75/ | E100/350 | 6&8 | All | | | 1 |
| 73/ | F100/500 | 6&8 | All | C6AZ 7A136-A | GASKET (FRONT OIL PUMP TO CASE) | 1 |
| 73/76 | M450/500 | 8 | All | | | 1 |
| 75/ | E100/350 | 6&8 | All | | | 1 |

1973/79
TRUCK SERIES 100/500

| YEAR | MODEL/RESTRICTIONS | ENGINE | | PART NUMBER | DESCRIPTION | QTY. | |
|---|---------------------|-------------------------|--------------------|----------------|-------------------------|---|---|
| | | CYL. | C.I.D. (C.C.D.) | | | | |
| Note: Also order B3TZ 7A011-A and C9TZ 7246-A | | | | 7153 | GASKET and OIL SEAL KIT | | |
| 73/77 | F100/350 7/1/77" | "From 4/1/76 to 7/1/77" | All | All | ★D6AZ 7153-A | R/b D7AZ 7153-A (3/78) | 1 |
| 73/76 | M450/50 | "From 4/1/76" | All | All | | | 1 |
| 73/77 | E100/350 7/1/77" | "From 4/1/76 to 7/1/77" | All | All | | | 1 |
| Consists of | | | | | | | |
| OIL SEALS | | OIL SEALS | | GASKETS | | "O" RING | |
| 1-C6AZ 7D024-E | | 1-C8AZ 7C099-A | | 1-D4AZ 7D026-A | | 1-87034-S94 | |
| 1-C6AZ 7D024-F | | 1-C6AZ 7A248-A | | 1-C6AZ 7E062-A | | 1-87056-S94 | |
| 1-C6AZ 7D024-G | | 1-C8AZ 7D403-A | | 1-C6AZ 7086-A | | 1-377130-S94 | |
| 1-C6AZ 7D024-H | | 1-C7AZ 7D404-A | | 1-D5AZ 7D100-A | | 1-377159-S | |
| 1-D10Z 7D024-A | | 1-D5AZ 7B498-A | | 1-D6AZ 7D100-A | | 1-386078-S | |
| 1-D5TZ 7D024-B | | 1-C6AZ 7A548-A | | 1-C6AZ 7A136-A | | INSULATOR | |
| 1-C6AZ 7D025-E | | 1-C8AZ 7A548-C | | 1-C6AZ 7A191-B | | 1-D5AZ 7341-A | |
| 1-C6AZ 7D025-G | | 1-D6AZ 7A548-A | | 1-C1AP 7B426-A | | | |
| 1-C6AZ 7D025-J | | 1-372789-S | | 1-D2AZ 7B426-A | | 1-INSTRUCTION SHEET | |
| 1-C80Z 7D025-A | | | | | | | |
| 77/ | F100/350 | "From 7/1/77" | All | All | D7AZ 7153-A | | 1 |
| 77/ | E100/350 | "From 7/1/77" | All | All | | | 1 |
| Consists of | | | | | | | |
| OIL SEALS | | OIL SEALS | | GASKET | | "O" RING | |
| 3-C4AZ 7D011-A | | 1-C8AZ 7C099-A | | 1-D4AZ 7D026-A | | 1-87034-S94 | |
| 2-C6AZ 7D019-A | | 1-C2AZ 7A248-A | | 1-C6AZ 7E062-A | | 1-87056-S94 | |
| 1-C6AZ 7D024-E | | 1-C6AZ 7A248-A | | 1-C6AZ 7086-A | | 1-377130-S94 | |
| 1-C6AZ 7D024-H | | 1-C8AZ 7D403-A | | 1-D5AZ 7D100-A | | 1-377159-S | |
| 1-D10Z 7D024-A | | 1-C7AZ 7D404-A | | 1-D6AZ 7D100-A | | 1-386078-S | |
| 1-D5TZ 7D024-B | | 1-D5AZ 7B498-A | | 1-C6AZ 7A136-A | | INSULATOR | |
| 2-C6AZ 7D025-A | | 1-C6AZ 7A548-A | | 1-C6AZ 7A191-B | | 1-D5AZ 7341-A | |
| 1-C6AZ 7D025-E | | 1-C8AZ 7A548-C | | 1-C1AP 7B426-A | | | |
| 1-C6AZ 7D025-G | | 1-D6AZ 7A548-A | | 1-D2AZ 7B426-A | | 1-INSTRUCTION SHEET | |
| 1-C6AZ 7D025-J | | | | | | | |
| 73/ | F100/500 | | 6&8 | All | C6AZ 7A153-A | GEAR (OUTPUT SHAFT RING)-74 teeth- | 1 |
| 73/76 | M450/500 | | 8 | All | | 5 1/32" dia. x 1 5/8" wide | 1 |
| 75/ | E100/350 | | 6&8 | All | | | 1 |
| | | | | | 377132-S | (QQ-94-A)-retainer-4 21/32" snap | 1 |
| | | | | | 7B164 | PLATE (CLUTCH INTERNAL and EXTERNAL SPLINE) | |
| FRONT (forward) CLUTCH | | | | | | | |
| 73/76 | F100/350 | | 8 | All | D2AZ 7B164-A | Internal - friction # Dark brown lining | 4 |
| 73 | F500 | | 8 | 330 | | .061/.065 thick | 5 |
| 73/76 | M450/500 | | 8 | All | | | 5 |
| 75/76 | E100/350 | | 6&8 | 300,351 | | | 3 |
| 75/76 | E150/350 | | 8 | 460 | | | 4 |
| 73/76 | F100/350 | | 8 | All | C6AZ 7B442-C | External - Steel # Blue or Yellow stripe | 3 |
| 73 | F500 | | 8 | 330 | | | 4 |
| 73/76 | M450/500 | | 8 | All | | | 3 |
| 73/76 | E100/350 | | 6&8 | 300,351 | | | 2 |
| 73/76 | E100/350 | | 8 | 460 | | | 3 |
| 76/ | F100/350 | | 6&8 | All | D6AZ 7B164-B | Internal - friction # Light beige lining | 4 |
| 76/ | E100/350 | | 6&8 | All | | .075/.079 thick | 4 |
| 76/ | F100/350 | | 6&8 | All | C6AZ 7B442-A | External - Steel | 4 |
| 75/ | E100/350 | | 6&8 | All | | | 4 |

| YEAR | MODEL/RESTRICTIONS | ENGINE | | PART NUMBER | DESCRIPTION | QTY. |
|-----------------------------|-------------------------------|--------|--------------------|----------------|--|------|
| | | CYL. | C.I.D. (C.C.D.) | | | |
| | | | | 7B164 | PLATE (CLUTCH INTERNAL and — Cont'd EXTERNAL SPLINE) | |
| DIRECT (High) CLUTCH | | | | | | |
| 73/ | F100/500 | 6&8 | All | C8AZ 7B164-H | Internal - friction | 3 |
| 73/76 | M450/500 | 8 | All | | | 3 |
| 75/ | E100/350 | 6&8 | All | | | 3 |
| 73/ | F100/500 | 6&8 | All | C6AZ 7B442-A | External - Steel | 3 |
| 73/76 | M450/500 | 8 | All | | | 3 |
| 75/ | E100/350 | 6&8 | All | | | 3 |
| REVERSE CLUTCH | | | | | | |
| 73/76 | F100/500 | 8 | All | C6AZ 7B164-C | Internal - friction # Dark brown lining | 5 |
| 73/76 | M450/500 | 8 | All | | | 5 |
| 75/76 | E100/350 | 6&8 | 300,351 | | | 4 |
| 75/76 | E100/350 | 8 | 460 | | | 5 |
| 73/76 | F100/500 | 8 | All | C6AZ 7B442-B | External - Steel | 5 |
| 73/76 | M450/500 | 8 | All | | | 5 |
| 75/76 | E100/350 | 6&8 | 300,351 | | | 4 |
| 75/76 | E100/350 | 8 | 460 | | | 5 |
| 76/ | F100/350 | 6&8 | All | D6AZ 7B164-A | Internal - friction # Cream color lining | 5 |
| 76/ | E100/350 | 6&8 | All | | | 5 |
| 76/ | F100/350 | 6&8 | All | C6AZ 7B442-B | External - Steel | 5 |
| 76/ | E100/350 | 6&8 | All | | | 5 |
| 73/ | F100/500 | 6&8 | All | C9AZ 7D164-A | HUB (OUTPUT SHAFT)-74 helical teeth- 34 internal teeth | 1 |
| 73/76 | M450/500 | 8 | All | | | 1 |
| 75/ | E100/350 | 6&8 | All | | | 1 |
| | | | | 7A166 | WASHER (PLANET CARRIER THRUST) | |
| 73/ | F100/500 | 6&8 | All | C6AZ 7A166-A | # 6 tabs-(1) regd. for all forward planet carrier assy. (2) regd. for all 3 pinion gear reverse planet carrier assy. | AR |
| 73/76 | M450/500 | 8 | All | | | AR |
| 73/ | E100/350 | 6&8 | All | | | AR |
| 73/ | F100/500 | 8 | All | C6SZ 7A166-A | # 4 tabs-regd. for all 4 pinion gear reverse planet carrier assy. | 2 |
| 73/76 | M450/500 | 8 | All | | | 2 |
| 75/ | E100/500 | 8 | All | | | 2 |
| 73/ | F100/500 | 6&8 | All | C6AZ 7D167-A | BOLT (OVERRUNNING CLUTCH CASE)- hex. head-5/16"-24 x 2" | 5 |
| 73/76 | M450/500 | 8 | All | | | 5 |
| 75/ | E100/350 | 6&8 | All | | | 5 |
| 73/ | F100/500 | 6&8 | All | C9AZ 7D171-A | RACE (OVERRUNNING CLUTCH INNER) | 1 |
| 73/76 | M450/500 | 8 | All | | | 1 |
| 75/ | E100/350 | 6&8 | All | | | 1 |
| 73/ | F100/500 | 6&8 | All | C6AZ 7A178-A | SCREW (REVERSE BAND ADJUSTING)- 9/16"-12 x 3 7/16" x 5/16" square hd. | 1 |
| 73/76 | M450/500 | 8 | All | | | 1 |
| 75/ | E100/350 | 6&8 | All | | | 1 |
| | | | | 375185-S100 | (MM-295-N)-nut and washer (screw to case)- seal type-9/16"-12 | 1 |
| 73/ | F100/500 | 6&8 | All | C4AZ 7190-B | ROLLER (CONVERTER STATOR CLUTCH) | 8 |
| 73/76 | M450/500 | 8 | All | | | 8 |
| 75/ | E100/350 | 6&8 | All | | | 8 |
| 73/74 | F100/500 | 6&8 | All | ★ C8AZ 7A190-A | RETAINER (GOVERNOR PRIMARY VALVE SPRING) | 1 |
| 73/74 | M450/500 | 8 | All | not replaced | | 1 |
| 73/ | F100/500 | 6&8 | All | C6AZ 7A191-B | GASKET (OIL PAN TO CASE) CORK | 1 |
| 73/76 | M450/500 | 8 | All | | | 1 |
| 75/ | E100/350 | 6&8 | All | | | 1 |
| | | | | 7A194 | PAN ASSY. (OIL) | |
| 73/74 | F100/350 -- 2/W/D | 8 | All | C6AZ 7A194-A | | 1 |
| 75/ | F100/350 -- 2/W/D | 6&8 | All | D5AZ 7A194-A | | 1 |
| 75 | F150/350 -- use w/ #PJD-J5,L5 | 8 | 460 | | | 1 |
| 75/ | E100/350 | 6&8 | All | | | 1 |
| 75/76 | M450/500 | 8 | All | | | 1 |

1973/79
TRUCK SERIES 100/500

AUTOMATIC 3 SPEED
TRANSMISSION C6-1973/

| YEAR | MODEL/RESTRICTIONS | ENGINE | | PART NUMBER | DESCRIPTION | QTY. |
|-------|---|--------|--------------------|----------------|--|------|
| | | CYL. | C.I.D. (C.C.D.) | | | |
| | | | | 7A194 | PAN ASSY. (OIL) — Cont'd | |
| 73/74 | F100/250 -- 4/W/D -- exc. # PGB-AY2, BG1 | 8 | 360 | D3TZ 7A194-A | | 1 |
| 74/ | F100/250 -- 4/W/D with # PGB-AY2, BG1 | 8 | All | D4TZ 7A194-A | Deep oil pan | 1 |
| 73/75 | F100/350 -- exc. PJD-J5-L5 | 8 | 460 | | | 1 |
| 75/ | F100/250 -- 4/W/D | 8 | All | | | 1 |
| 73/74 | F500 | 8 | 330 | D0TZ 7A194-A | | 1 |
| 73/74 | M450/500 | 8 | All | | | 1 |
| 73/ | F100/350, E100/350 | All | All | 378782-S | (BB-543-D)-bolt (pan to case)-hex. washer hd.-5/16"-18 x 35/64" | 17 |
| 73/76 | M450/500 | 8 | All | | | 17 |
| 73/ | F150/250 -- 4/W/D | 8 | All | D0TZ 7B198-A | FLANGE (OUTPUT SHAFT) | 1 |
| 73/ | F100/500 | 6&8 | All | C7AZ 7E206-A | RETAINER (INTERMEDIATE SERVO BAND LEVER) | 1 |
| 73/76 | M450/500 | 8 | All | | | 1 |
| 75/ | E100/350 | 6&8 | All | | | 1 |
| 73/ | F100/500 | 6&8 | All | C4AZ 7D218-B | RETAINER (GOVERNOR SECONDARY VALVE SPRING)-1" x 13/16"-1/8" slot-cut thru center-5/8" long | 1 |
| 73/76 | M450/500 | 8 | All | | | 1 |
| 75/ | E100/350 | 6&8 | All | | | 1 |
| 73/ | F100/500 | 6&8 | All | C7AZ 7D220-A | BODY (GOVERNOR OIL COLLECTOR) | 1 |
| 73/76 | M450/500 | 8 | All | | | 1 |
| 75/ | E100/350 | 6&8 | All | | | 1 |
| 73/ | F100/500 | 6&8 | All | C4AZ 7D227-A | SPACER (THROTTLE PRESSURE VALVE SECONDARY)-29/32" long x 15/32" wide x 3/32" thick | 1 |
| 73/76 | M450/500 | 8 | All | | | 1 |
| 75/ | E100/350 | 6&8 | All | | | 1 |
| | | | | 7A228 | TUBE ASSY. (OIL FILLER) | |
| 75/ | E100/350 | 6 | 300 | D5UZ 7A228-E | # Green pt.-repl. tube # silver-incl. (1) D5UZ 7A020-C indicator-for 1977/mdls. discard & use D7UZ 7A020-A | 1 |
| 75/ | E100/350 | 8 | 351 | D5UZ 7A228-F | # White or yellow pt.-incl. (1) D5UZ 7A020-C indicator-for 1977/mdls. discard & use D7UZ 7A020-A | 1 |
| 75/ | E100/350 | 8 | 460 | D5UZ 7A228-G | # Orange or purple pt.-incl. (1) D5UZ 7A020-C indicator-for 1977/mdls. discard & use D7UZ 7A020-A | 1 |
| 79 | E100/350 | 8 | 302 | D9UZ 7A228-A | # Brown | 1 |
| 73/74 | F100/350, M450/500 | 8 | 360,390 | D3TZ 7A228-A | # Red- approx. 21 3/32" long | 1 |
| 75 | F100/350, M450/500 | 8 | 360,390 | D5TZ 7A228-E | # Red | 1 |
| 76 | F100/350, M450/500 | 8 | 360/390 | D6TZ 7A228-B | # Purple | 1 |
| 77/ | F100/350 | 8 | 351,400, 460 | D8TZ 7A228-B | # Green | 1 |
| 78/ | F100/350 | 6&8 | 300,302 | D8TZ 7A228-A | # Yellow | 1 |
| 73/74 | F100/350 | 8 | 460 | D3TZ 7A228-E | approx. 20 1/4" long | 1 |
| 75 | F100/350, M450/500 | 8 | 460 | ★ D5TZ 7A228-D | # Orange-not replaced (3/79) | 1 |
| 76/77 | F100/350 | 8 | 460 | D6TZ 7A228-A | # Black | 1 |
| 76 | M450,500 | 8 | 460 | | | 1 |
| 73/ | E-F100/350, M450/500 | All | All | 87034-S94 | (T-1-A)seal (7A228 to 7005) 9/16" I.D. | 1 |
| 73/ | F100/500 | 6&8 | All | C6AZ 7C232-A | SLEEVE (OIL DISTRIBUTOR)-2 5/8" I.D. x 2 1/2" wide | 1 |
| 73/76 | M450/500 | 8 | All | | | 1 |
| 75/ | E100/350 | 6&8 | All | 20386-S8 | (B-53)-bolt (sleeve to case)-hex. head- 5/16"-18 x 1" | 4 |

| YEAR | MODEL/RESTRICTIONS | ENGINE | | PART NUMBER | DESCRIPTION | QTY. |
|---|--------------------|--------|--------------------|--------------|---|------|
| | | CYL. | C.I.D. (C.C.D.) | | | |
| 7A233 GEAR (OUTPUT SHAFT PARKING) | | | | | | |
| 73/76 | F100/500 | 8 | All | D3TZ 7A233-A | # D3TP-7A233-AA-3/4" hub thickness-- | 1 |
| 73/76 | M450/500 | 8 | All | | 4 19/32" O.D. - 14 - 36 teeth | 1 |
| 75/76 | E100/650 | 6&8 | All | | incl. (1)D3TZ 7B368-A washer | 1 |
| 76/ | F100/350 | 6&8 | All | D6TZ 7A233-A | # D5TP-7A233-AA, or D50P 7A233-AA 1/2" | 1 |
| 76 | M450/500 | 8 | All | | hub thickness--one groove on hub surface-- | 1 |
| 76/ | E100/350 | 6&8 | All | | 4 19/32 O.D. - 14-36 teeth--use with-- | 1 |
| | | | | | D6AZ-7060-A-D6TZ 7060-A,B,C shafts only | |
| | | | | | incl. (1)D3TZ 7B368-A washer | |
| 73/76 | F250 -- 4/W/D | 8 | 360 | D3TZ 7D233-A | SPACER (EXTENSION HOUSING BEARING)-- | 1 |
| | | | | | 1 3/8" I.D. x 1 3/4" O.D. x 7/8" wide | |
| 73/ | F100/500 | 6&8 | All | C6AZ 7D234-A | BEARING ASSY. (SUN GEAR THRUST)-- | 1 |
| 73/76 | M450/500 | 8 | All | | 1 3/8" I.D. x 2 1/32" O.D. x 1/16" wide-- | 1 |
| 75/ | E100/350 | 6&8 | All | | 42 rollers--(use as forward planet thrust | 1 |
| | | | | | bearing) | |
| 73/ | F100/500 | 6&8 | All | C6AZ 7D235-A | RACE (SUN GEAR THRUST BEARING)-- | 1 |
| 73/76 | M450/500 | 8 | All | | Rear--1 7/16" I.D. x 2" O.D.--(use as forward | 1 |
| 75/ | E100/350 | 6&8 | All | | planet thrust bearing race) | 1 |
| 73/ | F100/500 | 6&8 | All | C6AZ 7D236-A | RACE (SUN GEAR THRUST BEARING)-- | 1 |
| 73/76 | M450/500 | 8 | All | | front--cup shaped--1 7/16" I.D. x 2 1/8" O.D. | 1 |
| 75/ | E100/350 | 6&8 | All | | (use as forward planet thrust bearing race) | 1 |
| 7A248 SEAL (FRONT OIL PUMP OIL) | | | | | | |
| 73/ | F100/500 | 6&8 | All | C6AZ 7A248-A | Large--9 1/2" I.D. x 10 5/16" O.D. x 1/8" | 1 |
| 73/76 | M450/500 | 8 | All | | thick | 1 |
| 75/ | E100/350 | 6&8 | All | | | 1 |
| 73/ | F100/500 | 6&8 | All | C2AZ 7A248-A | Small--2" I.D. x 2 3/4" O.D. | 1 |
| 73/76 | M450/500 | 8 | All | | | 1 |
| 75/ | E100/350 | 6&8 | All | | | 1 |
| 73 | F500 | 8 | 330 | C8AZ 7E253-A | SNAP RING (GOVERNOR) | 1 |
| 7A256 LEVER ASSY. (MANUAL CONTROL) | | | | | | |
| 73/77 | F100/350 -- 2/W/D | 8 | All | D3TZ 7A256-C | | 1 |
| 73 | F500 | 8 | 330 | | | 1 |
| 73/76 | F250 -- 4/W/D | 8 | 360 | | | 1 |
| 77 | F250 -- 4/W/D | 8 | 351,400 | | | 1 |
| 73/76 | M450/500 | 8 | All | D0TZ 7A256-E | | 1 |
| 75/ | E100/350 | 6&8 | All | D5UZ 7A256-A | | 1 |
| 78/ | F100/350 -- 2/W/D | 6&8 | All | D8TZ 7A256-A | | 1 |
| 73/76 | F100/150 -- 4/W/D | 8 | 360 | D8TZ 7A256-B | | 1 |
| 77 | F150 -- 4/W/D | 8 | 351,400 | | | 1 |
| 78/ | F150/250 -- 4/W/D | 8 | 351,400 | | | 1 |
| 73/ | F100/500 | 6&8 | All | C6AZ 7D256-B | RING (FORWARD CLUTCH PISTON SPRING) | 1 |
| 73/76 | M450/500 | 8 | All | | 3 5/32" dia. | 1 |
| 75/ | E100/350 | 6&8 | All | | | 1 |
| 73/ | F100/500 | 6&8 | All | C6AZ 7B258-A | BUSHING (FRONT OIL PUMP)--2" I.D. | 1 |
| 73/76 | M450/500 | 8 | All | | x 2 1/8" O.D. x 3/4" wide split | 1 |
| 75/ | E100/350 | 6&8 | All | | | 1 |
| 73/ | F100/500 | 6&8 | All | E0TZ 7A261-A | SPRING (MANUAL CONTROL VALVE DETENT | 1 |
| 75/ | E100/350 | 6&8 | All | | LEVER) | 1 |
| 73/76 | M450/500 | 8 | All | | | 1 |
| | | | | 354262-S | (NN-87)--pin--3/32" x 3/4" | 1 |
| 73/ | F100/500 | 6&8 | All | D0AZ 7D261-B | LEVER ASSY. (DOWNSHIFT DETENT | 1 |
| 73/76 | M450/500 | 8 | All | | INNER) | 1 |
| 75/ | E100/350 | 6&8 | All | | | 1 |
| | | | | 33798-S8 | (M-62)--nut--hex. hd.--5/16"--24 | 1 |
| | | | | 34806-S7 | (X-64)--lockwasher--5/16" | 1 |

**1973/79
TRUCK SERIES 100/500**

**AUTOMATIC 3 SPEED
TRANSMISSION C6-1973/**

| YEAR | MODEL/RESTRICTIONS | ENGINE | | PART NUMBER | DESCRIPTION | QTY. |
|-------|--------------------|--------|--------------------|---------------------------------------|--|------|
| | | CYL. | C.I.D. (C.C.D.) | | | |
| | | | | 7A262 | PISTON (CLUTCH) | |
| 73/76 | F100/500 | 8 | All | C6AZ 7A262-A | Use in forward clutch # C9AP 7A258-A | 1 |
| 73/76 | M450/500 | 8 | All | | | 1 |
| 75/76 | E100/350 | 6&8 | All | | | 1 |
| 76/ | F100/350 | 6&8 | All | D6AZ 7A262-A | Use in forward clutch # D6AP 7A258-AA or AB | 1 |
| 76/ | E100/350 | 6&8 | All | | | 1 |
| 73/ | All | All | All | 377130-S94 | (KK-52-C)-seal "O" ring (forward clutch piston inner seal) | 1 |
| 73/ | F100/500 | 6&8 | All | C9AZ 7A262-B | Use in direct drive clutch | 1 |
| 73/76 | M450/500 | 8 | All | | | 1 |
| 75/ | E100/350 | 6&8 | All | | | 1 |
| | | | | 7D273 | CONNECTOR (OIL TUBE) | |
| 73/ | F100/350 | 6&8 | All | D7AZ 7D273-B | 1/2"-20 x 5/16" female x 1/8"-27 x 7/16" male thread | 2 |
| 75/ | E100/350 | 6&8 | All | | | 2 |
| 73/79 | E100/350,F100/350 | All | All | E0UZ 7D273-A | 1/4"-20 male x 1/2"-20 female thread | 2 |
| 73 | F500 | 8 | 330 | C9VY 7D273-A | | 1 |
| 73/76 | M450/500 | 8 | All | | | 2 |
| 73/ | F100/500, M450/500 | 8 | All | 377159-S | (KK-48-A)-seal ("O" ring)-15/32" I.D. | 1 |
| 73/ | F100/500 | 6&8 | All | B5AZ 7A294-E | SEAL (CLUTCH PISTON INNER) | 1 |
| 73/76 | M450/500 | 8 | All | | | 1 |
| 75/ | E100/350 | 6&8 | All | | | 1 |
| 73/ | F100/500 | 6&8 | All | D2AZ 7326-A | ROD (GEAR SELECTOR VALVE)-9/16" O.D. x 5 13/16" long | 1 |
| 73/76 | M450/500 | 8 | All | | | 1 |
| 75/ | E100/350 | 6&8 | All | | | 1 |
| | | | | 7330 | LEVER (INTERMEDIATE BAND SERVO) | |
| 73/76 | F100/350 | 8 | 360,390 | C6AZ 7330-B | # B | 1 |
| 78 | F100/350 | 8 | 351 | | | 1 |
| | | | 400 | | | 1 |
| 79 | F100/350 | 8 | 400 | | | 1 |
| 73 | F500 | 8 | 330 | | | 1 |
| 75/77 | E100/350 | 6&8 | 300,351 | | | 1 |
| 78 | E150/350 | 6 | 300 | | | 1 |
| 73/76 | M450/500 | 8 | 360 | | | 1 |
| | | | 390-2V | | | |
| 73 | F100/350 | 8 | 460 | C6AZ 7330-D | # E | 1 |
| 74/76 | F150/350 | 8 | 390 | | | 1 |
| 74/76 | M450/500 | 8 | 390-4V | | | 1 |
| 74/78 | E100/350,F100/350 | 8 | 460 | D4AZ 7330-A | # A | 1 |
| 75/76 | F100 | 8 | 360,390 | | | 1 |
| 77/78 | F100/350 | 8 | 351,400 | | | 1 |
| 78 | F100/350 | 6&8 | 300,302 | | | 1 |
| 77/78 | E100/350 | 6&8 | 300,351 | | | 1 |
| 79 | E100/350,F100/350 | 6&8 | 300,302, 351 | | | 1 |
| 74/76 | M450/500 | 8 | 460 | | | 1 |
| 79 | E250/350,F150/350 | 8 | 460 | ★ C6VY 7330-A Not replaced (10/78) | # D | 1 |
| 73 | F100 -- 4/W/D | 8 | 360 | C7SZ 7341-A | INSULATOR (MANUAL CONTROL LEVER)- 17/32" I.D. x 21/32" O.D. x 11/32" wide | 1 |
| 74 | F100 -- 4/W/D | 8 | 360 | D5AZ 7341-A | 5/16" I.D. x 5/8" O.D. | 1 |
| 78/ | F150/350 -- 4/W/D | 8 | 351,400 | | | 1 |
| | | | | 7A360 | CYLINDER (CLUTCH FORWARD) | |
| 75/76 | E100/350 | 6&8 | 300,351 | D5AZ 7A360-A | # two grooves on large O.D. | 1 |
| 73 | M450/500 | 8 | All | | | 1 |

| YEAR | MODEL/RESTRICTIONS | ENGINE | | PART NUMBER | DESCRIPTION | QTY. |
|-------|---|--------|--------------------|--------------|---|------|
| | | CYL. | C.I.D. (C.C.D.) | | | |
| | | | | 7A360 | CYLINDER (CLUTCH FORWARD) — Cont'd | |
| 73/76 | F100/350 "Before 5/1/76" | 8 | All | D5AZ 7A360-B | # no groove or three groove on large O.D. | 1 |
| 75/76 | E150/350 "Before 5/1/76" | 8 | 460 | | | 1 |
| 73 | F500 | 8 | 330 | D5TZ 7A360-A | # one groove on large O.D. | 1 |
| 74/76 | M450/500 | 8 | All | | | 1 |
| 76/79 | E100/350, F100/350 "From 5/1/76 to 1/3/79" | All | All | D6AZ 7A360-A | use w/D6AZ 7B070-A spring only | 1 |
| 79 | E100/350, F100/350 "From 1/3/79" | All | All | D9AZ 7A360-A | incl. (1) D9AZ 7B070-A spring | 1 |
| | | | | 377130-S94 | (KK-52-C) - seal "O" ring (use as seal in 7A360) | 1 |
| 73/ | F100/500 | 6&8 | All | D3TZ 7B368-A | WASHER (OUTPUT SHAFT THRUST REAR) | 1 |
| 74/76 | M450/500 | 8 | All | | 1 3/4" I.D. x 3" O.D. x 1/16" thick | 1 |
| 75/ | E100/350 | 6&8 | All | | | 1 |
| 73 | M450/500 | 8 | All | C6AZ 7B368-A | | 1 |
| | | | | 7A377 | DIAPHRAGM ASSY. (VACUUM THROTTLE VALVE) | |
| 73 | F100 | 8 | All | D3AZ 7A377-B | # Yellow band-incl. (1) each D2AZ 7B426-A and instruction sheet | 1 |
| 74/76 | F100 | 8 | All | D4AZ 7A377-B | # Pink band dual area diaphragm | 1 |
| 73 | F500 | 8 | All | D4TZ 7A377-A | *TM-30 # Black band-incl. (1) each- | 1 |
| 73/78 | F100/350 | 8 | All | | D2AZ 7B426-A & instr. sheet -replaces | 1 |
| 75/78 | E100/350 | 6&8 | All | | Brown stripe-SAD | 1 |
| 79 | F150/350 | 8 | 400,460 | | | 1 |
| 79 | E250/350 | 8 | 460 | | | 1 |
| 73/76 | M450/500 | 8 | All | | | 1 |
| 75/ | E100/350 | 8 | 351 | D5AZ 7A377-A | *TM-33 # Purple Band-SAD | 1 |
| 77/ | E150/350 | 6 | 300 | | | 1 |
| 76 | F100 | 8 | 360 | | | 1 |
| 77/ | F100/350 | 8 | 351 | | | 1 |
| 77/ | F150/350 | 8 | 351,400 | | | 1 |
| 78 | F100/350 | 6&8 | 300,302 | | | 1 |
| 73 | M450/500 | 8 | All | D2AZ 7A377-B | | 1 |
| 75/76 | E100 | 8 | 351 | D4AZ 7A377-A | *TM-28 # Blue - dual area diaphragm | 1 |
| 77 | E100 | 6 | 300 | D70Z 7A377-A | * TM-43 # Green band - SAD | 1 |
| 78/ | E100/350,F100,350 | 6&8 | All | | | |
| 77/ | E100/350 | 8 | All | D8AZ 7A377-A | *TM-49 # D7AP 7A377-AA | 1 |
| 77/ | F100/350 | 8 | All | | Altitude compensating diaph. | 1 |
| 73/ | F100/500 | 6&8 | All | C4AZ 7A380-A | ROD (THROTTLE CONTROL VALVE)- | 1 |
| 73/76 | M450/500 | 8 | All | | 11/16" long x 1/8" dia. | 1 |
| 75/ | E100/350 | 6&8 | All | | | 1 |
| | | | | 7A380 | KIT (THROTTLE CONTROL ROD) | |
| 73/ | F100/350,E100/350 | All | All | D8AZ 7A380-A | Consists of (1) C4AP 7A380-A, D1AP 7A380-BA, | 1 |
| 73/76 | M450/500 | All | All | | D3AP 7A380-DA,EA,FA,GA, D8AP 7A380-AA-rod | 1 |
| 73/ | F100/500 | 6&8 | All | D0AZ 7E387-A | SCREEN (MAIN CONTROL PUMP INLET) | 1 |
| 73/76 | M450/500 | 8 | All | | | 1 |
| 75/ | E100/350 | 6&8 | All | | | 1 |

1973/79
TRUCK SERIES 100/500

AUTOMATIC 3 SPEED
TRANSMISSION C6-1973/

| YEAR | MODEL/RESTRICTIONS | ENGINE | | PART NUMBER | DESCRIPTION | QTY. |
|----------------|--------------------|----------------|--------------------|---------------------|--|------|
| | | CYL. | C.I.D. (C.C.D.) | | | |
| | | | | 7C391 | OVERHAUL KIT | |
| 73/76 | F100/350 | 8 | All | D6AZ 7C391-A | | 1 |
| 73/76 | M450/500 | 8 | All | | | 1 |
| 75/76 | E100/350 | 6&8 | All | | | 1 |
| Consists of | | | | | | |
| OIL SEALS | | PLATES | | GASKET KIT | LOCK-NUT | |
| 1-B8AZ 7A011-A | | 6-C6AZ 7B164-C | | 1-D6AZ 7153-A | 1-375185-S100 | |
| 3-C4AZ 7D011-A | | 5-C8AZ 7B164-H | | | | |
| 2-C6AZ 7D019-A | | 5-D2AZ 7B164-A | | 1-INSTRUCTION SHEET | | |
| 2-C6AZ 7D025-A | | 5-C6AZ 7B442-A | | | | |
| 1-D5AZ 7052-A | | 6-C6AZ 7B442-B | | | | |
| 1-C2AZ 7A248-A | | 4-C6AZ 7B442-C | | | | |
| 76/ | F100/350 | "From 4/1/76" | 6&8 | All | D6AZ 7C391-D | 1 |
| 76/ | E100/350 | "From 4/1/76" | 6&8 | All | | 1 |
| Consists of | | | | | | |
| OIL SEALS | | PLATES | | GASKET KIT | LOCK-NUT | |
| 1-B8AZ 7A011-A | | 4-C8AZ 7B164-H | | 1-D6AZ 7153-A | 1-375185-S100 | |
| 3-C4AZ 7D011-A | | 5-D6AZ 7B164-A | | | | |
| 2-C6AZ 7D019-A | | 4-D6AZ 7B164-B | | 1-INSTRUCTION SHEET | | |
| 2-C6AZ 7D025-A | | 8-C6AZ 7B442-A | | | | |
| 1-D5AZ 7052-A | | 5-C6AZ 7B442-B | | | | |
| 1-C2AZ 7A248-A | | | | | | |
| | | | | 7D392 | GEAR (FORWARD RING) | |
| 73/76 | F100/350 | 8 | All | C7AZ 7D392-A | # No ring groove on O.D. teeth - 2" thick | 1 |
| 73/76 | M450/500 | 8 | All | | | 1 |
| 75/76 | E100/350 | 6&8 | All | | | 1 |
| 76/ | F100/350 | 6&8 | All | D6AZ 7D392-A | # one ring groove on O.D. teeth - 1 29/32" thick | 1 |
| 76/ | E100/350 | 6&8 | All | | (QQ-94-A) - ring (retain gear in hub) 4 21/32" dia. | 1 |
| | | | | 7A394 | LEVER ASSY. (DOWN SHIFT CONTROL OUTER) | |
| 73/77 | F100/350 | 8 | All | C9TZ 7A394-A | | 1 |
| 78/ | F150/250 -- 4/W/D | 8 | All | | | 1 |
| 73 | F500 | 8 | 330 | D0TZ 7A394-B | | 1 |
| 73/76 | M450/500 | 8 | All | | | 1 |
| 75/ | E100/350 | 6&8 | All | D5UZ 7A394-A | | 1 |
| 78/ | F100/350 -- 2/W/D | 6&8 | All | | | 1 |
| 73/ | F100/500 | 8 | All | D5AZ 7A398-A | PLANET ASSY. (FORWARD) | 1 |
| 73/76 | M450/500 | 8 | All | | | 1 |
| 75/ | E100/350 | 6&8 | All | | | 1 |
| | | | | 7D402 | PISTON (REVERSE CLUTCH) | |
| 73/76 | F150/500 | 8 | All | C6AZ 7D402-A | # with check ball - 2 5/32" wide | 1 |
| 73/76 | M450/500 | 8 | All | | | 1 |
| 75/76 | E100/350 | 6&8 | All | | | 1 |
| 76/ | F100/350 | 6&8 | All | D8AZ 7D402-A | # w/out check ball - 2 3/64" wide-incl. (1) D8AZ 7E085-A spring | 1 |
| 76/ | E100/350 | 6&8 | All | | | 1 |
| 73/ | F100/500 | 6&8 | All | C8AZ 7D403-A | SEAL (REVERSE CLUTCH PISTON OUTER)- 6 13/32" I.D. x 6 27/32" O.D. x 1" thick- rubber | 1 |
| 73/76 | M450/500 | 8 | All | | | 1 |
| 75/ | E100/350 | 6&8 | All | | | 1 |
| 73/ | F100/500 | 6&8 | All | C7AZ 7D404-A | SEAL (REVERSE CLUTCH PISTON INNER)- 3 5/32" I.D. x 3 15/32" O.D. | 1 |
| 73/76 | M450/500 | 8 | All | | | 1 |
| 75/ | E100/350 | 6&8 | All | | | 1 |

AUTOMATIC 3 SPEED
TRANSMISSION C6-1973/

1973/79
TRUCK SERIES 100/500

| YEAR | MODEL/RESTRICTIONS | ENGINE | | PART NUMBER | DESCRIPTION | QTY. |
|---|--------------------|--------|--------------------|--|---|--------------------------------|
| | | CYL. | C.I.D. (C.C.D.) | | | |
| 73/76 | F100/500 | 8 | All | C6AZ 7D405-A | SPRING (REVERSE CLUTCH PISTON RETURN) | 24 |
| 73/76 | M450/500 | 8 | All | | 1 3/32" free length-12 coils-u/with | 24 |
| 75/76 | E100/350 | 6&8 | All | | C6AZ 7D406-A piston only | 24 |
| | | | | 7D406 | RETAINER (REVERSE CLUTCH) | |
| 73/76 | F100/500 | 8 | All | C6AZ 7D406-A | w/out clutch piston springs | 1 |
| 73/76 | M450/500 | 8 | All | | | 1 |
| 75/76 | E100/350 | 6&8 | All | | | 1 |
| 76/ | F100/350 | 6&8 | All | D6AZ 7D406-A | incl. clutch piston springs | 1 |
| 76/ | E100/350 | 6&8 | All | | | 1 |
| | | | | 377133-S | (QQ-31-B) - ring - retaining - 3 3/8" dia. | 1 |
| | | | | 7D411 | ROD (PARKING PAWL ACTUATING) | |
| 73/76 | F100/350,M450/500 | All | All | ★ D2AZ 7D411-A 7/b D7AZ 7D411-A (10/78) | | 1 |
| 75/76 | E100/350 | All | All | | | 1 |
| 77/ | F100/350,E100/350 | All | All | D7AZ 7D411-A | Incl. (1) D6AP 7D419-AA, plate, (1) 380505-S retainer | 1 |
| | | | | | 380505-S | (QQ-14-B)-ring-retaining-5/16" |
| 73/ | F100/350 | 6&8 | All | C9AZ 7D414-A | PLATE ASSY. (PARK ROD SUPPORT)- | 1 |
| 73/76 | M450/500 | 8 | All | | Incl. (1) C9AZ 7D417-A spring | 1 |
| 75/ | E100/350 | 6&8 | All | | | 1 |
| 73/ | F100/350 | 6&8 | All | C9AZ 7D417-A | SPRING (PARK PLATE TORSION) | 1 |
| 73/76 | M450/500 | 8 | All | | | 1 |
| 75/ | E100/350 | 6&8 | All | | | 1 |
| 73/ | F100/350 | 6&8 | All | C6AZ 7D418-A | SHAFT (PARKING PLATE) | 1 |
| 73/76 | M450/500 | 8 | All | | | 1 |
| 75/ | E150/350 | 6&8 | All | | | 1 |
| 73/ | F100/350 | 6&8 | All | EAA 6572-A | Plug-parking plate shaft | 1 |
| 73/76 | M450/500 | 8 | All | | | 1 |
| 75/ | E150/350 | 6&8 | All | | | 1 |
| | | | | 7D419 | PLATE (PARKING ROD GUIDE) | |
| NOTE 1- For 1977/ Vehicles use D7AZ - 7D411-A assy. | | | | | | |
| 73/76 | F100/350 | All | All | C6AZ 7D419-A | | 1 |
| 75/76 | E100/350 | All | All | | | 1 |
| | | | | 20326-S7 | (B-49)-bolt (plate to case)-5/16"-18 x 5/8" | 2 |
| 73/ | F100/500 | 6&8 | All | C9AZ 7D422-A | WASHER (OUTPUT SHAFT HUB THRUST) | 1 |
| 73/76 | M450/500 | 8 | All | | | 1 |
| 75/ | E100/350 | 6&8 | All | | | 1 |
| 73/ | F100/500 | 6&8 | All | D2AZ 7B426-A | GASKET (THROTTLE CONTROL DIAPHRAGM) | 1 |
| 73/76 | M450/500 | 8 | All | | | 1 |
| 75/ | E100/350 | 6&8 | All | | | 1 |
| 73/ | F100/500 | 6&8 | All | C6AZ 7D430-C | STRUT (INTERMEDIATE BAND ANCHOR) | 1 |
| 74/76 | M450/500 | 8 | All | | | 1 |
| 75/ | E100/350 | 6&8 | All | | | 1 |
| 73/ | F100/500 | 6&8 | All | C6AZ 7D433-A | SHAFT (INTERMEDIATE BAND ACTUATING LEVER) | 1 |
| 73/76 | M450/500 | 8 | All | | | 1 |
| 75/ | E100/350 | 6&8 | All | | | 1 |
| | | | | 353079-S | (AA-15)-ball-1/2" | 1 |
| 73/ | F100/350 | 6&8 | All | D1AZ 7A441-A | PAWL (PARKING) | 1 |
| 73/76 | M450/500 | 8 | All | | | 1 |
| 75/ | E100/350 | 6&8 | All | | | 1 |
| | | | | 7B442 | Refer to group 7B164 | |
| 73/ | F100/500 | 6&8 | All | C7ZZ 7B488-A | SPRING (DIRECT DRIVE CLUTCH PISTON)- | 10 |
| 73/76 | M450/500 | 8 | All | | 1 7/16" free length-15 coils | 10 |
| 75/ | E100/350 | 6&8 | All | | | 10 |
| 73/ | F100/500 | 6&8 | All | D5AZ 7B498-A | OIL SEAL (MANUAL CONTROL LEVER OIL) | 1 |
| 75/ | E100/350 | 6&8 | All | | 3/4" I.D. x 1 11/16" O.D. x 7/32" thick | 1 |
| 73/76 | M450/500 | 8 | All | | | 1 |

1973/79
TRUCK SERIES 100/500

| YEAR | MODEL/RESTRICTIONS | ENGINE | | PART NUMBER | DESCRIPTION | QTY. |
|-------|--------------------|--------|--------------------|--------------|---|------|
| | | CYL. | C.I.D. (C.C.D.) | | | |
| 73/ | F100/500 | 6&8 | All | C6AZ 7A527-A | RETAINER (DIRECT DRIVE CLUTCH PISTON SPRING) | 1 |
| 73/76 | M450/500 | 8 | All | | | 1 |
| 75/ | E100/350 | 6&8 | All | | | 1 |
| | | | | 377136-S | (QQ-92-B)-ring-retaining-3 19/64" I.D. | 1 |
| | | | | 7A548 | SEAL (CLUTCH PISTON OIL OUTER) | |
| 73/ | F100/500 | 6&8 | All | C8AZ 7A548-C | Use on direct drive clutch piston-5 3/4" I.D. x 6 1/4" O.D. x 3/32" thick | 1 |
| 73/76 | M450/500 | 8 | All | | | 1 |
| 75/ | E100/350 | 6&8 | All | | | 1 |
| 73/76 | F100/500 | 8 | All | C6AZ 7A548-A | Use on forward clutch piston-square cut lip - 5 1/2" I.D. | 1 |
| 73/76 | M450/500 | 8 | All | | | 1 |
| 75/76 | E100/350 | 6&8 | All | | | 1 |
| 76/ | F100/350 | 6&8 | All | D6AZ 7A548-A | Use on forward clutch piston - flair lip - 5 11/32" I.D. | 1 |
| 76/ | E100/350 | 6&8 | All | | | 1 |
| | | | | 7902 | CONVERTER ASSY. | |
| 73/76 | F100/500 | 8 | All | C80Z 7902-A | # 66, # 63 | 1 |
| 73/76 | M450/500 | 8 | All | | | 1 |
| 73/76 | F100/350 | 8 | All | D1AZ 7902-A | # 64,65,70,80,87,89,90,91,94,98 | 1 |
| 77/ | F100/350 | 6&8 | All | | | 1 |
| 75/ | E100/350 | 6&8 | All | | | 1 |
| | | | | 87837-S | (P-15)-plug-dry seal tapered thrd. 1/4"-18 | 1 |
| 73/ | F100/500 | 8 | All | 386078-S | SEAL (THROTTLE CONTROL OUTER LEVER)-3/8" I.D. x 15/32" O.D. x 3/32" thick | 1 |
| | | | | 7986 | COVER (CONVERTER HOUSING) | |
| 73/77 | E100/300,F100/350 | 6&8 | All | C8SZ 7986-A | | 1 |
| 78/ | E250/350 | 8 | 460 | | | 1 |
| 78/ | F150/250 4/W/D | 8 | All | | | 1 |
| 78/ | F150/350 2/W/D | 8 | 351,400 460 | | | 1 |
| 78/ | E100/350 | 6&8 | 300,302, 351 | D10Z 7986-A | | 1 |
| 78/ | F100/350 | 6&8 | 300,302 | | | 1 |

1973/79

SECTION A71 1

AUTOMATIC TRANSMISSION

TRUCK SERIES 100/500

| YEAR | MODEL/RESTRICTIONS | ENGINE | | QUANTITY | | | PART NUMBER | DESCRIPTION |
|----------|---|--|---------------------|----------|----|----|--------------------------------|--|
| | | CYL. | C.I.D. (C.C.D.) | FMX | C4 | C6 | | |
| 7D000-3 | | Refer to Transmission Parts List Section A70, page 1 | | | | | | |
| 7A004 | | COVER (TRANSMISSION CONTROL SELECTOR INDICATOR) | | | | | | |
| 73/74 | E100/300 | 6&8 | 240, 302 | 1 | 1 | 1 | C4UZ 7A004-A | |
| 73/77 | F100/350 | 6&8 | All | 1 | 1 | 1 | D3TZ 7A004-A | # Black |
| 75/77 | E100/350 | 6&8 | All | | 1 | 1 | | |
| 76/77 | F100/350 | 6&8 | All | | 1 | 1 | D6TZ 7A004-A | # Tan |
| 78/ | E100/350, F100/350 -- Adj strg.column | All | All | 1 | 1 | 1 | D8TZ 7A004-A | |
| 78 | E100/350, F100/350 -- Fixed strg. column | All | All | 1 | 1 | 1 | ★ D8TZ 7A004-B | R/b D9TZ 7A004-A(4/79) |
| 79 | E100/350, F100/350 -- Fixed strg. column | All | All | 1 | 1 | 1 | D9TZ 7A004-A | |
| 7005-6 | | Refer to Transmission Parts List Section A70, page 1 | | | | | | |
| 7007 | | PLATE ASSY. (ENGINE REAR) | | | | | | |
| 73/78 | E-F-P100/500 | 6&8 | 240,300 302,351W | 1 | 1 | 1 | D2TZ 7007-A | |
| 79 | E-F100/350 | 6 | 300 | | | 1 | | |
| 79 | E-F100/350 | 8 | 302,351W | | | 1 | D8DZ 7007-A | |
| 73/76 | F100/350, M450/500 | 8 | 360, 390 | | | 1 | C3AZ 7007-F | |
| 73 | F500 | 8 | 330 | | | 1 | | |
| 74/76 | M450/500 | 8 | 460 | | | 1 | D1AZ 7007-A | May require 6411 gasket |
| 74/ | E-F100/350 | 8 | 460 | | | 1 | | |
| 77/ | F100/350 | 8 | 351,400 | | | 1 | | |
| 7010 | | INSULATOR (TRANSFER CASE MOUNTING BRACKET) | | | | | | |
| 73/76 | F250 -- 4/W/D "Before Ser. B25,001" | 8 | 360 | | | 4 | B4Q 7010-B | Use with 7A053 |
| 76/77 | F250 -- part time 4/W/D "From Ser. B25,001" | 8 | All | | | 4 | | |
| 76/77 | F250 -- full time 4/W/D "From Ser. B25,001" | 8 | All | | | 4 | D6TZ 7010-A | Upper--use with 7A051 |
| 76/77 | F250 -- full time 4/W/D "From Ser. B25,001" | 8 | All | | | 4 | D6TZ 7010-B | Lower--use with 7A051 |
| 7A008-19 | | Refer to Transmission Parts List Section A70, page 1 | | | | | | |
| 7B019 | | BRACKET (TRANSMISSION CONTROL SELECTOR SHIFT CABLE UPPER) -- Improvise | | | | | | |
| 7A020 | | Refer to transmission Parts List Section A70, page 1 | | | | | | |
| 7D020-9 | | Refer to Transmission Parts List Section A70, page 1 | | | | | | |
| 7F022 | | TUBE (ENGINE TO TRANSMISSION VACUUM) | | | | | | |
| 73/ | E100/300, F100/250 | 6 | 240, 300 | | | 1 | ★ | 1/4" dia.--improvise from bulk tubing (2269) |
| 73/ | E100/300, F100 | 8 | 302 | | | 1 | | |
| 73/76 | F100/350 | 8 | 360, 390 | | | 1 | | |
| 7F023 | | CONNECTOR (ENGINE TO TRANSMISSION VACUUM TUBE) | | | | | | |
| 73/ | E100/300, F100 | 8 | 302 | | | 1 | ★ | 7 1/2" long--improvise from bulk hose (DOPZ 17543-A) |
| 73/ | E300 | 6 | 300 | | | 1 | | |
| 7A024 | | ROD (TRANSMISSION TO BELLCRANK LEVER) | | | | | | |
| 73/74 | F100 -- part time 4/W/D | 8 | 360 | | | 1 | D3TZ 7A024-A | 3/8" dia. rod x 4 1/2" long |
| 77 | F150 -- full & part time 4/W/D | 8 | 351,400 | | | 1 | | |
| 77 | F250 -- full & part time 4/W/D "From Ser. X80,001" | All | All | | | 1 | | |
| 74/76 | F100/150 -- full time 4/W/D | 8 | 360 | | | 1 | ★ D4TZ 7A024-A Not replaced | |
| 78/ | F150/250 -- 4/W/D | All | All | | | 1 | D8TZ 7A024-A | |

APRIL, 1980

COPYRIGHT © 1980-

FORD MOTOR

-DEARBORN, MICHIGAN

COMPANY

CHANGE 1

1973/79
TRUCK SERIES 100/500

AUTOMATIC TRANSMISSION

| YEAR | MODEL/RESTRICTIONS | ENGINE | | QUANTITY | | | PART NUMBER | DESCRIPTION | |
|---|--|--------|--------------------|----------|----|----------|-----------------|--|---|
| | | CYL. | C.I.D. (C.C.D.) | FMX | C4 | C6 | | | |
| 7N029 BRACKET ASSY. (TRANSFER CASE LEVER) | | | | | | | | | |
| 74/76 | F100/250 -- full time 4/W/D | 8 | 360 | | | 1 | D4TZ 7N029-A | | |
| 7A030-1 TUBE ASSY. (TRANSMISSION OIL COOLER INLET and OUTLET) -Improvise from bulk tubing (2269) | | | | | | | | | |
| 73/ | E-F-P100/500 | | | AR | | | 87497-S | (I-30)-fitting-1/8"-20 x 45 degrees | |
| | | | | AR | AR | AR | 87944-S8 | (I-22)-fitting-1/2"-20 x 5/16" tube | |
| | | | | AR | | | ★ 87947-S7 | Fitting-3/4"-18 x 1/2" tube | |
| | | | | AR | AR | | ★ 87948-S | Fitting-7/8"-18 x 5/8" tube | |
| | | | | AR | | | 353095-S | (II-157)-elbow-7/8"-18 | |
| | | | | AR | | | 353944-S | (II-155-B)-fitting-3/4"-18 internal & 1/4"-18 external thread | |
| | | | | | AR | AR | 359279-S | (II-32)-fitting-1/2"-20 x 1/8"-27 x 5/16" tube | |
| | | | | | AR | AR | ★ 359281-S8 | Fitting-1/2"-20 | |
| | | | AR | AR | | 372223-S | (GG-256-A)-clip | | |
| 76/ | F100/350,P350/500 | All | All | AR | | | 387267-S2 | (II-64-DA)-fitting - 3/8"-18 internal & 1/4"-18 external thread | |
| 7D031 Refer to Transmission Parts List Section A70, page 1 | | | | | | | | | |
| 7B033 DIAL (TRANSMISSION CONTROL SELECTOR) - Also refer to group 7A110 | | | | | | | | | |
| 73/74 | E100/300 | 6&8 | 240, 302 | | | 1 | C7TZ 7B033-D | | |
| 73/75 | F100/350 "Before 7/1/75" | 6&8 | All | 1 | 1 | 1 | D3TZ 7B033-A | | |
| 75 | E100/350 "Before 7/1/75" | 6&8 | ALL | | | 1 | | | |
| 75/77 | E100/350,F100/350 "From 7/1/75" | 6&8 | All | 1 | 1 | 1 | D4TZ 7B033-A | | |
| 78/ | E100/350,F100/350 -- fixed column | All | All | 1 | 1 | 1 | D8TZ 7B033-A | | |
| 73/77 | P350/500 | 6 | 300 | 1 | | | C7TZ 7B033-B | | |
| 7034-52 Refer to Transmission Parts List Section A70, page 1 | | | | | | | | | |
| 7F034 BAR ASSY. (TRANSFER CASE STABILIZER) | | | | | | | | | |
| 73/74 | F250 -- part time 4/W/D | 8 | 360 | | | 1 | D3TZ 7F034-A | | |
| 74/76 | F250 -- full time 4/W/D | 8 | 360 | | | 1 | D4TZ 7F034-A | | |
| 76 | F250 -- part time 4W/D "From Ser. B25,001" | 8 | 360 | | | 1 | D6TZ 7F034-A | | |
| 77 | F250 (Reg. cab) -- full time 4/W/D | 8 | 351,400 | | | 1 | D7TZ 7F034-A | 25 5/64" long | |
| 77 | F250 (Reg. cab) -- part time 4/W/D "Before Ser. Y40,001" | 8 | 351,400 | | | 1 | D7TZ 7F034-B | 29 33/64" long | |
| 77 | F250(Crew Cab) -- full time 4/W/D | 8 | 351,400 | | | 1 | D7TZ 7F034-C | 26 7/32" long | |
| 73/77 | F250-4/W/D | | | | | 1 | 56740-S | (B-323)-bolt (7F034 to 7F035)-hex. washer head-3/8"-16 x 1 5/32" | |
| | | | | | | | | 382802-S2 | (MM-173-JB)-nut-hex. washer head-3/8"-16 |
| | | | | | | | | D3TZ 5493-A | Insulator (7F034 to 7F036) 3/8"-16 |
| | | | | | | | | ★ 18041 | Washer |
| | | | | | | | | ★ 18171 | Washer |
| | | | | | | 1 | 34394-S7 | (M-93-A)-nut-3/8"-16 | |
| 74/77 | F250 -- full time 4/W/D | 8 | All | | | 1 | 386386-S2 | (BB-444-EE)-bolt - 3/8"-16 x 1" hex. shoulder | |
| 7F035 BRACKET ASSY. (TRANSFER CASE STABILIZER FRONT) | | | | | | | | | |
| 73/74 | F250 -- part time 4/W/D | 8 | 360 | | | 1 | D6TZ 7F035-A | | |
| | | | | | | | | 58635-S2 | (B-82-A)-bolt (7F035 to 7A195)-hex. head-3/8"-16 x 1 1/4" |
| | | | | | | | | 34807-S8 | (X-66)-lockwasher-3/8" |

1973/79

SECTION A71 3

AUTOMATIC TRANSMISSION

TRUCK SERIES 100/500

| YEAR | MODEL/RESTRICTIONS | ENGINE | | QUANTITY | | | PART NUMBER | DESCRIPTION |
|---|---|--------|--------------------|----------|----|----|--------------|--|
| | | CYL. | C.I.D. (C.C.D.) | FMX | C4 | C6 | | |
| 7F035 BRACKET ASSY. (TRANSFER CASE STABILIZER FRONT) — Cont'd | | | | | | | | |
| 74/76 | F250 -- full time 4/W/D | 8 | 360 | | | 1 | D4TZ 7F035-A | |
| 76/77 | F250 -- full time 4/W/D "From Ser. B25,001" | 8 | 360 | | | 1 | D6TZ 7F035-A | |
| 76/77 | F250 -- Part time 4/W/D "From Ser. B25,001 to Y40,001" | 8 | All | | | 1 | | |
| 7F036 BRACKET ASSY. (TRANSFER CASE STABILIZER REAR) | | | | | | | | |
| 73/77 | F250 -- full time 4/W/D | 8 | All | | | 1 | D3TZ 7F036-A | |
| 73/77 | F250 -- part time 4/W/D "Before Ser. Y40,001" | All | All | | | 1 | | |
| | | | | | | 3 | 354135-S7-8 | (BB-155-A)-bolt (7F036 to 5030)- hex. head-3/8"-16 x 1 1/8" |
| | | | | | | 3 | 34394-S7 | (M-93-A)-nut-3/8"-16 |
| 7A051 BRACKET (TRANSFER CASE STEADY REST MOUNTING) - Also refer to group 7A444 | | | | | | | | |
| 73/74 | F100 -- part time 4/W/D | 8 | 360 | | | 1 | D3TZ 7A051-A | to transfer case |
| 77/ | F150 -- part time 4/W/D | 8 | 351,400 | | | 1 | | |
| 77/ | F250 -- Part time 4/W/D "From Ser. Y40,001" | All | All | | | 1 | | |
| 79 | F350-part time 4/W/D | 8 | 400 | | | 1 | | |
| | | | | | | 3 | 56141-S | (B-320)-bolt-hex. washer head- 3/8"-16 x 1 1/4" |
| 77/ | F250 -- part time 4/W/D "From Ser. Y40,001" | All | All | | | 1 | D7TZ 7A051-A | "L" shape - to frame |
| 78/ | F150(Super cab) -- part time 4/W/D | All | All | | | 1 | | |
| 79 | F350-part time 4/W/D | 8 | 400 | | | 1 | | |
| 78/ | F150/350 (Super cab) -- Full time 4/W/D | All | All | | | 1 | D8TZ 7A051-C | |
| 79 | F350-full time 4/W/D | 8 | 400 | | | 1 | | |
| 77/ | F250 -- part time 4/W/D "From Ser. Y40,001" | All | All | | | 1 | C6TZ 6068-D | Insl (to transf case) |
| | | | | | | 1 | C6TZ 6A027-A | Spacer |
| 78/ | F150/250 (Super/cab) -- full time 4/W/D | All | All | | | 1 | C6TZ 6A061-A | Insl |
| 79 | F350-4/W/D | 8 | 400 | | | 1 | 385699-S | (BB-301-A)-bolt-hex. hd.-9/16"-12 x 3 1/4" |
| | | | | | | 1 | 42998-S8 | (B-252-A)-bolt-hex. hd. - 3/8"-16 x 1" |
| | | | | | | 3 | 33771-S4 | (M-89-L)-nut-lock - 3/8"-16 |
| | | | | | | 1 | 384525-S | (XX-203-D)-wshr-flat - 9/16" |
| | | | | | | 1 | 33774-S | (M-89-N)-nut-hex. hd. - 9/16"-12 |
| 7A051 BRACKET (TRANSFER CASE MOUNTING BRACKET SUPPORT) | | | | | | | | |
| 74/77 | F100/150 -- full time 4/W/D | 8 | All | | | 4 | D4TZ 7A051-B | "L" shape-4 7/8" x 3" x 4 7/8" |
| 77 | F250 -- full time 4/W/D- "From Ser. Y40,001" | 8 | All | | | 1 | | |
| 78/ | F150/350 (reg cab) -- Full time 4/W/D | All | All | | | 1 | | |
| 74/77 | F250 -- full time 4/W/D- "Before Ser. Y40,001" | 8 | All | | | 4 | D6TZ 7A051-A | "L" shape |
| 74/77 | F100/250 -- full time 4/W/D "Before Ser. B25,001" | 8 | All | | | 4 | 385693-S2 | (BB-450-AK)-bolt-h ex. shoulder- 9/16"-18 x 2 27/32" |
| 7B051 ROD ASSY. (TRANSFER CASE CONTROL) | | | | | | | | |
| 73/77 | F250 -- part time 4/W/D "Before Ser. Y40,001" | 8 | All | | | 1 | D3TZ 7B051-A | |
| 77/78 | F250 -- part time 4/W/D "From Ser. Y40,001 " | All | All | | | 1 | D7TZ 7B051-C | |
| 78 | F150 (Super cab) -- Part time 4/W/D- | All | All | | | 1 | | |
| 79 | F250 -- Part time 4/W/D | All | All | | | 1 | D8TZ 7B051-B | Approx. 6.46" long |
| 79 | F150(Super cab) -- Part time 4/W/D- | All | All | | | 1 | | |
| 79 | F350-part time 4/W/D | 8 | 400 | | | 1 | | |

1973/79
TRUCK SERIES 100/500

| YEAR | MODEL/RESTRICTIONS | ENGINE | | QUANTITY | | | PART NUMBER | DESCRIPTION |
|---|---|--------|--------------------|----------|----|----|--------------|---|
| | | CYL. | C.I.D. (C.C.D.) | FMX | C4 | C6 | | |
| 7B051 ROD ASSY. (TRANSFER CASE CONTROL) — Cont'd | | | | | | | | |
| 74/75 | F250 -- full time 4/W/D "Before Ser. V80,001" | 8 | 360 | | | 1 | D4TZ 7B051-A | |
| 75/77 | F250 -- full time 4/W/D "From Ser. V80,001 to Ser. X80,001" | 8 | 360 | | | 1 | D5TZ 7B051-A | |
| 77/ | F250 -- full time 4/W/D "From Ser. X80,001" | All | All | | | 1 | D7TZ 7B051-B | |
| 77/ | F150(reg. cab) -- full time 4/W/D "From Ser. 040,001" | 8 | All | | | 1 | | |
| 79 | F350--full time 4/W/D | 8 | 400 | | | 1 | | |
| 74/77 | F100/150 -- full time 4/W/D "Before Ser. 040,001" | 8 | All | | | 1 | D4TZ 7B051-C | |
| 73/74 | F100 -- part time 4/W/D | 8 | 360 | | | 1 | D4TZ 7B051-D | |
| 77/78 | F150 -- part time 4/W/D- | 8 | All | | | 1 | | |
| 79 | F150(Reg. Cab) -- Part time 4/W/D | All | All | | | 1 | D8TZ 7B051-A | Approx. 3.52" long |
| 73/ | F100/250 | | | | | 1 | 356403-S | (XX-126)-washer-flat-3/8" I.D. x 3/4" O.D. x 1/16" thick |
| | | | | | | 1 | 356482-S | (XX-370)-washer-spring- 25/64" I.D. x 9/16" O.D. x 1/64" thick |
| | | | | | | 1 | ★ 359120-S | Washer-flat-7/16" I.D. x 25/32" O.D. x 1/16" thick |
| | | | | | | 1 | ★ 376566-S | Washer-spring |
| | | | | | | 2 | 72016-S7-8 | (N-44)-pin-cotter-3/32" x 3/4" |
| 7A053 STUD (TRANSFER CASE TO SUPPORT) | | | | | | | | |
| 73/76 | F250 -- full & part time 4/W/D "Before Ser. B25,000" | 8 | 360 | | | 4 | COTT 7A053-A | 5/8"-11 and 9/16"-18 x 3/4" |
| 76/77 | F 250 -- part time 4/W/D "From Ser. B25,001 to Y40,001" | 8 | All | | | 4 | | |
| 76/77 | F250 -- full time 4/W/D "From Ser. B25,001" | 8 | All | | | 4 | 377422-S | (bb-201-bh) 5/8" - 11 x 2 3/4" |
| 73/76 | F250 -- full & part time 4/W/D "Before Ser. B25,000" | 8 | 360 | | | 4 | B9TT 6039-A | Insulator (see also 7010) |
| 76/77 | F250 -- part time "From Ser. B25,001 to Y40,001" | 8 | All | | | 4 | | |
| 73/76 | F250 -- full & part time 4/W/D "Before Ser. B25,000" | 8 | 360 | | | 4 | 371613-S78 | (XX-202)-washer-flat -17/32" I.D. x 1 1/16" O.D. x 3/32" |
| 76/77 | F250 -- part time 4/W/D "From Ser. B25,001" | 8 | All | | | 4 | | |
| 76/77 | F250 -- full time 4/W/D "From Ser. B25,001" | 8 | All | | | 4 | 382873-S | (XX-173-EX)-washer flat - 15/32" I.D x 1 1/4" O.D. x 5/16" |
| 73/76 | F250 -- full & part time 4/W/D "Before Ser. B25,000" | 8 | 360 | | | 4 | 34033-S18 | (M-11)-nut-hex. head-9/16"-18 |
| 76/77 | F250 -- part time 4/W/D "From Ser. B25,001 to Y40,001" | 8 | All | | | 4 | | |
| 76/77 | F250 -- full time 4/W/D "From Ser. B25,001 to Y40,001" | 8 | All | | | 4 | 34981-S100 | (M-89-HB)-nut-hex. head-5/8"-11 |

**1973/79
TRUCK SERIES 100/500**

SECTION A71 5

AUTOMATIC TRANSMISSION

| YEAR | MODEL/RESTRICTIONS | ENGINE | | QUANTITY | | | PART NUMBER | DESCRIPTION |
|---|--|--------|--------------------|----------|----|----|--------------|---|
| | | CYL. | C.I.D. (C.C.D.) | FMX | C4 | C6 | | |
| 7A055 ROD (TRANSMISSION SHIFT) | | | | | | | | |
| 73/77 | P350/500 | 6 | 300 | 1 | | | C9TZ 7A055-A | |
| 7E059 Refer to Transmission Parts List Section A70, page 1 | | | | | | | | |
| 7060 Refer to Transmission Parts List Section A70, page 1 | | | | | | | | |
| 7C063 Refer to Transmission Parts List Section A70, page 1 | | | | | | | | |
| 7D063 Refer to Transmission Parts List Section A70, page 1 | | | | | | | | |
| 7D064 Refer to Transmission Parts List Section A70, page 1 | | | | | | | | |
| 7F064 BRACKET (TRANSFER CASE MOUNTING)-Also refer to 7A444 | | | | | | | | |
| 74/ | F250 -- full time 4/w/d | 8 | All | | | 1 | D4TZ 7F064-A | L.H. |
| 7065 Refer to Transmission Parts List Section A70, page 1 | | | | | | | | |
| 7D065 Refer to Transmission Parts List Section A70, page 1 | | | | | | | | |
| 7F065 CAM (TRANSFER CASE DIFFERENTIAL LOCKOUT) | | | | | | | | |
| 74/ | F100/250 -- full time 4/W/D | 8 | All | | | 1 | D4TZ 7F065-A | 6 1/2" long x 2" wide x 1/4" thick |
| 74/ | F100/250 -- full time 4/W/D | 8 | All | | | 1 | 385767-S | (XX-125-H)-washer-(to 7F067)-flat-11/32" I.D. x 1 1/2" O.D. (nylon) |
| 74/ | F100/250 -- full time 4/W/D | 8 | All | | | 1 | 385769-S | (XX-281-AE)-washer-(to 7210)-flat-1 1/4" I.D. x 2" O.D. |
| 7B066 Refer to Transmission Parts List Section A70, page 1 | | | | | | | | |
| 7B067 Refer to Transmission Parts List Section A70, page 1 | | | | | | | | |
| 7F068 ROD (TRANSFER CASE CONTROL LOWER) | | | | | | | | |
| 74/77 | F250 -- full time 4/W/D "Before Ser. X80,001" | 8 | All | | | 1 | D4TZ 7F068-A | 1/2" dia. rod x 34" long |
| 74/77 | F100/150 -- full time 4/W/D "Before Ser. 040,001" | 8 | All | | | 1 | D4TZ 7F068-B | 1/2" dia. rod x 7 1/2" long |
| 77/79 | F150 -- full time 4/W/D- "From Ser. 040,001 to DJ0,001" | 8 | All | | | 1 | D9TZ 7F068-A | |
| 77/79 | F250 -- full time 4/W/D- "From Ser. X80,001 to DJ0,001" | | | | | | | |
| 79 | F150/350 -- Full time 4/W/D | 8 | All | | | 1 | | |
| 7B070 Refer to Transmission Parts List Section A70, page 1 | | | | | | | | |
| 7B071 SPRING (TRANSMISSION CONTROL SELECTOR LEVER) | | | | | | | | |
| 73/77 | P350/500 | 6 | All | 1 | | | B2AZ 7B071-A | 7/16" O.D. x 2 21/64" free length-20 coils |
| 73/74 | E100/300 | 6&8 | All | | 1 | | | |
| 73/77 | F100/500 | 6&8 | All | 1 | 1 | 1 | C0DZ 7B071-A | 17/64" O.D. x 1 5/16" free length-14 coils |
| 75/77 | E100/350 | 6&8 | All | | 1 | 1 | | |
| 78/ | E100/350, F100/350 -- Fixed strg. column | All | All | | 1 | 1 | C5SZ 7B071-A | 8 1/2 coils-1 1/8" free length |
| 78 | E100/350, F100/350 -- Adj. strg. column | All | All | | 1 | 1 | C7SZ 7B071-A | 12 coils-1 3/16" free length |
| 79 | E100/350, F100/350 -- Adj. strg. column | All | All | 1 | 1 | 1 | D9TZ 7B071-A | |
| 7B071 SPRING (TRANSFER CASE CONTROL LEVER) | | | | | | | | |
| 74/ | F100/250 -- full time 4/W/D | 8 | All | | | 1 | D4TZ 7B071-A | 33/64" O.D. x 3 7/8" free length-10 coils |

1973/79
TRUCK SERIES 100/500

AUTOMATIC TRANSMISSION

| YEAR | MODEL/RESTRICTIONS | ENGINE | | QUANTITY | | | PART NUMBER | DESCRIPTION |
|-----------|--|---|--------------------|----------|----|----|--------------|--|
| | | CYL. (C.C.D.) | C.I.D. (C.C.D.) | FMX | C4 | C6 | | |
| 7D071 | | Refer to Transmission Parts List Section A70, page 1 | | | | | | |
| 7C072 | | CLIP (TRANSMISSION VACUUM TUBE) | | | | | | |
| 73/74 | E100/300 | 6&8 | 240, 302 | | 1 | | CIDD 7C072-A | |
| 7D072-86 | | Refer to Transmission Parts List Section A70, page 1 | | | | | | |
| 7086 | | GASKET (TRANSMISSION EXTENSION HOUSING) | | | | | | |
| 73/ | E100/300, F100/250 | 6&8 | All | | 1 | | D3TZ 7086-A | |
| 73/74 | F100 -- part time 4/W/D | 8 | 360 | | | 1 | D3TZ 7086-C | |
| 77/ | F150 -- part time 4/W/D | 8 | 351,400 | | | 1 | | |
| 77/ | F250 -- Part time 4/W/D "From Ser. Y40,001" | 8 | All | | | 1 | | |
| 79 | F350--part time 4/W/D | 8 | 400 | | | 1 | | |
| 74/ | F100/150 -- full time 4/W/D | 8 | All | | | 1 | D4TZ 7086-A | |
| 77/ | F250 -- Full time 4/W/D-- "From Ser. Y40,001" | 8 | All | | | 1 | | |
| 79 | F350--full time 4/W/D | 8 | 400 | | | 1 | | |
| 7B086 | | CONNECTOR (ENGINE TO TRANSMISSION VACUUM TUBE FRONT) | | | | | | |
| 73/ | F-P100/500 | 6&8 | All | 1 | 1 | 1 | ★ | Improvise from bulk tubing-- DOPZ 17543-A |
| 7B087 | | CONNECTOR (ENGINE TO TRANSMISSION VACUUM TUBE REAR) | | | | | | |
| 73/ | E100/300, F100 | 8 | 302 | | 1 | 1 | ★ | 1/4" I.D. x 4" long--improvise from bulk hose--DOPZ 17543-C |
| 73/ | F350, P350/500 | 6 | 300 | 1 | | | ★ | Improvise from bulk tubing-- DOPZ 17543-A |
| 7089 | | FLANGE (TRANSMISSION OUTPUT SHAFT) -- Also refer to group 7B198 | | | | | | |
| 73/77 | P350/500 | 6&8 | All | 1 | | | 01T 7089 | 10 splines |
| 73/76 | M450/500 | 8 | All | | | 1 | D3TZ 7089-B | Use w/9" x 3" parking brake |
| 7A089-94 | | Refer to Transmission Parts List Section A70, page 1 | | | | | | |
| 7A095 | | COOLER (TRANSMISSION OIL) -- Also refer to group 7K177 | | | | | | |
| 73/74 | F100/350 | 8 | All | | | 1 | D4TZ 7A095-A | # D4TA 7A095-AC, EPR 5506C4-- Use with trailer package |
| | | | | | | 3 | 382160-S2 | (UU-52-C)-bolt-1/4"-14 x 5/8" hex. head self-tap |
| 75/ | F100/350 | 8 | All | | | 1 | D5TZ 7A095-A | # D5TA 7A095-BA, # 703-4156-5 Use with trailer package. |
| 75/ | E250/350 | 8 | All | | | 1 | D5UZ 7A095-A | |
| 75/ | E100/150 | 8 | 351 | | | 1 | | |
| 7B094-5 | | TUBE ASSY. (ENGINE TO TRANSMISSION FRONT and REAR) -- Improvise from bulk tubing 91A 2269-A and (1) 87943-S8 fitting | | | | | | |
| 7D095-7 | | Refer to Transmission Parts List Section A70, page 1 | | | | | | |
| 7B097 | | LEVER (TRANSMISSION CONTROL SELECTOR NEUTRAL) | | | | | | |
| 73/ | F100/350 | 6&8 | All | 1 | 1 | 1 | D0TZ 7B097-A | |
| 7A098-101 | | Refer to Transmission Parts List Section A70, page 1 | | | | | | |
| 7C102 | | SEAL (TRANSMISSION SELECTOR TUBE) | | | | | | |
| 77/ | F100/350 | 6&8 | All | 1 | 1 | 1 | D7TZ 7C102-A | |
| 7103-108 | | Refer to Transmission Parts List Section A70, page 1 | | | | | | |
| 7B106 | | BRACKET (TRANSFER CASE LEVER INNER) | | | | | | |
| 74/ | F100/250 -- full time 4/W/D | 8 | All | | | 1 | D4TZ 7B106-G | |
| 74/ | F100/250 -- full time 4/W/D | 8 | All | | | 1 | 385769-S | (XX-281-AE)-washer-(to 7210)-flat 1 1/4" I.D. x 2" O.D. (nylon) |

1973/79
TRUCK SERIES 100/500

SECTION A71 7

AUTOMATIC TRANSMISSION

| YEAR | MODEL/RESTRICTIONS | ENGINE | | QUANTITY | | | PART NUMBER | DESCRIPTION |
|---|---|------------------|--------------------|----------|----|----|----------------|--------------------------------------|
| | | CYL. (C.C.D.) | C.I.D. (C.C.D.) | FMX | C4 | C6 | | |
| 7A110 INDICATOR (TRANSMISSION CONTROL SELECTOR) - Also refer to group 7B033 | | | | | | | | |
| 73/74 | E100/300 | 6&8 | All | | 1 | | C4UZ 7A110-A | 1 1/2" long |
| 73/77 | F100/350 | 6&8 | All | 1 | 1 | 1 | D3TZ 7A110-A | |
| 75/77 | E100/350 | 6&8 | All | | 1 | 1 | | |
| 78/ | E100/350,F100/350 -- Fixed column | All | All | 1 | 1 | 1 | D8TZ 7A110-A | |
| 78/ | E100/350,F100/350 -- ADJ column | All | All | 1 | 1 | 1 | D8TZ 7A110-B | |
| 73/77 | P350/500 | 6&8 | All | 1 | | | B4AZ 7A110-A | Chrome tip-1 13/16" long |
| 7F112-3 TUBE ASSY. (TRANSMISSION AUXILIARY OIL COOLER) - Replacement tubes except as indicated by part number are to be improvised | | | | | | | | |
| 74 | F100/250 -- 4/W/D | 8 | All | | | 1 | ★ D4TZ 7F112-A | Not repl. |
| 74 | F100/250 -- 4/W/D | 8 | All | | | 1 | ★ D4TZ 7F113-A | Not repl. |
| | | | | | | 1 | 386423-536 | 5/16" tube nut |
| 7A115-22 Refer to Transmission Parts List Section A70, page 1 | | | | | | | | |
| 7B125 TRUNNION (GEARSHIFT LEVER) | | | | | | | | |
| 73/ | F100/350 | 6&8 | All | 2 | 2 | 2 | C0AA 7B125-A | |
| 7A127-42 Refer to Transmission Parts List Section A70, page 1 | | | | | | | | |
| 7F141 PIN (TRANSFER CASE SHIFT ADJUSTMENT) - See group 7210 | | | | | | | | |
| 7B142 BRACKET (TRANSMISSION OIL COOLER MOUNTING FRONT) | | | | | | | | |
| 73/ | F350, P350/500 | 6 | 300 | 1 | | | C5TZ 7B142-A | |
| 7B143 BRACKET (TRANSMISSION OIL COOLER MOUNTING REAR) Improve | | | | | | | | |
| 7B146 SPRING (TRANSMISSION KICKDOWN CONTROL LEVER RETRACTING) | | | | | | | | |
| 73/ | E100/300 | 6 | 240, 300 | | 1 | | C5TZ 7B146-A | 4 1/8" free length-13 1/4 coils |
| 73/74 | E100/300 | 8 | 302 | | 1 | | C5AZ 7B146-F | 2" free length-14 1/2 coils |
| 73/76 | F100/350 | 8 | 360, 390 | | | 1 | | |
| 73/ | F100/250 | 6&8 | All | | 1 | | C5AZ 7B146-D | 2 11/16" free length-21 3/4 coils |
| 75/ | F100/350, P350/500 | 6 | 300 | 1 | 1 | | D5TZ 7B146-A | 3 3/16" free length-14 coils |
| 73/74 | P350/500 | 6 | 300 | 1 | | | D0AZ 7B146-A | 3 5/32" free length-21 3/4 coils |
| 74 | F100/350 | 6 | All | 1 | 1 | | | (Kick-down control accel. bellcrank) |
| 73/76 | M450/500 | 8 | All | | | 1 | D1AZ 7B146-A | |
| 7B147 BRACKET (TRANSMISSION OIL COOLER TUBE) | | | | | | | | |
| 74/76 | M450/500 | 8 | All | | | 1 | D4HZ 7B147-A | |
| 7A149-80 Refer to Transmission Parts List Section A70, page 1 | | | | | | | | |
| 7F168 SHIELD (TRANSFER CASE HEAT) | | | | | | | | |
| 78 | F150/250 (Calif. only) -- Part time 4/W/D | 8 | All | | | 1 | D8TZ 7F168-A | |
| 79 | F150/350 (exc. Super Cab) Part time 4/W/D "Before Ser. EE0,001" | 8 | All | | | 1 | | |
| 79 | F150/350 (exc. Super Cab) Part time 4/W/D "From Ser. EE0,001" | 8 | All | | | 1 | D9TZ 7F168-A | |
| 78 | F150/250 (Calif. only) -- Full time 4/W/D | 8 | All | | | 1 | D9TZ 7F168-B | |
| 79 | F150/350 (exc. Super Cab) Full time 4/W/D | 8 | All | | | 1 | | |
| 79 | F150/350 (Super Cab) Full or Part time 4/W/D | 8 | All | | | 1 | D9TZ 7F168-C | |

1973/79
TRUCK SERIES 100/500

AUTOMATIC TRANSMISSION

| YEAR | MODEL/RESTRICTIONS | PART NUMBER | | DESCRIPTION | QTY. | | | |
|--|---|----------------------------------|---------------------|---------------------------------------|------|----|--------------------------------|--|
| 7K177 OIL COOLER KIT (TRANSMISSION AUXILIARY) - Also refer to 7A095 | | | | | | | | |
| 73/ | F100/350 -- 8 cyl. and A/T | C9AZ 7K177-A | | High capacity | 1 | | | |
| 73/ | E100/300 -- 8 cyl. and A/T- w/o integral A/C | | | | 1 | | | |
| Consists of | | | | | | | | |
| | 2-C9AJ 6K755-A | Connector (oil cooler adapter) | 3-33795-S2 | Nut-1/4"-20 | | | | |
| | 1-C9AJ 7B093-A | Hose (trans. oil cooler) | 3-34805-S2 | Lockwasher-1/4" | | | | |
| | 1-C9AJ 7A095-A | Cooler assy. (trans. oil) | 3-358914-S2 | Bolt-carriage-1/4"-20 x 7/8" | | | | |
| | 3-C9AJ 7B142-A | Bracket (trans. oil cooler mtg.) | 1-377757-S | Clip | | | | |
| | 3-C9AJ 7B253-A | Clamp (trans. oil cooler filter) | 3-379872-S2 | Screw-self tapping- 1/4"-20 x 5/8" | | | | |
| | 4-C9AJ 8287-A or 376240-S | Clamp assy. (hose) | | | | | | |
| | | | 1-Instruction sheet | | | | | |
| D20Z 7K177-A | | | | | | | | |
| 73/ | F100/350 -- 8 cyl. and A/T | D20Z 7K177-A | | Economy unit | 1 | | | |
| 73/ | E100/300 -- 8 cyl. and A/T- w/o integral A/C | | | | 1 | | | |
| Consists of | | | | | | | | |
| | 1-C9AJ 7B093-A | Hose (trans. oil cooler) | 2-44722-S7 | Washer-flat-1/4" | | | | |
| | 1-D20J 7A095-AA | Cooler assy. (trans. oil) | 2-51768-S2 | Bolt-self tapping-1/4"-20 x 1/2" | | | | |
| | 2-D20J 7B142-AA | Bracket (trans. oil cooler mtg.) | 2-57030-S2 | Bolt-hex.-1/4"-20 x 3/4" | | | | |
| | 2-D20J 7B253-AA | Clamp (trans. oil cooler filter) | 1-377757-S or | Clip | | | | |
| | 4-C8AJ 8287-A | Clamp assy. (hose) | 384349-S | | | | | |
| | 2-33795-S2 | Nut-1/4"-20 | 1-Instruction sheet | | | | | |
| | 2-34805-S2 | Lockwasher-1/4" | | | | | | |
| D6AZ 7K177-A | | | | | | | | |
| 76/ | F100/350 -- 6&8 cyl. and A/T | D6AZ 7K177-A | | Slim-line -- extra high capacity | 1 | | | |
| 76/ | E100/300 -- 6&8 cyl. and A/T | | | | 1 | | | |
| Consists of | | | | | | | | |
| | 1- | Instruction sheet | 1- | Clip | | | | |
| | 1-D6AJ 7A095-AA | Cooler assy. (trans. oil) | 3- | Bolt | | | | |
| | 2- | Strap | 2- | Screw | | | | |
| | 1- | Hose | 3- | Washer | | | | |
| | 4- | Clamp | 3- | Washer | | | | |
| | 3 | Clamp | 3- | Nut | | | | |
| YEAR | MODEL/RESTRICTIONS | ENGINE | | QUANTITY | | | PART NUMBER | DESCRIPTION |
| | | CYL. | C.I.D. (C.C.D.) | FMX | C4 | C6 | | |
| 7F180 REINFORCEMENT (TRANSFER CASE SUPPORT FRAME) | | | | | | | | |
| 77/ | F250 (reg. cab) -- part time 4/W/D "From Ser. Y40,001" | 8 | All | | | 1 | D7TZ 7F180-A | Approx. 6 1/8" long x 4 13/64" wide-11/64" thick |
| 78/ | F150/250 (Super cab) -- Part time 4/W/D | All | All | | | 1 | | |
| 79 | F350-part time 4/W/D | 8 | 400 | | | 1 | | |
| 7A185 SHAFT ASSY. (TRANSMISSION CONTROL TO ACCELERATOR) - Also refer to group 7A188 | | | | | | | | |
| 73 | E100/300 | 8 | 302 | | 1 | | D0UZ 7A185-A | |
| 74 | E100/300 -- "Before Ser. T80,001" | 8 | 302 | | 1 | | D4UZ 7A185-A | |
| 74 | E100/300- "From Ser. T80,001" | 8 | 302 | | 1 | | ★ D4UZ 7A185-B Not replaced | |
| 73/74 | E-F100/300 | 8 | 302 | | 3 | | 43265-S8 | (U-16)-screw & lockwasher-hex. head- 3/8"-16 x 3/4" |
| 7A185 SHAFT ASSY. (ACCELERATOR SHAFT TO CARBURETOR) | | | | | | | | |
| 73/76 | F100/350 | 8 | 360, 390 | | 1 | | D0TZ 7A185-B | |
| 7A185 BELLCRANK ASSY. (TRANSMISSION CONTROL) | | | | | | | | |
| 73/76 | F100/350 -- 2/W/D | 6 | All | 1 | 1 | | D3TZ 7A185-A | |
| 75/76 | E100/350 | 6 | 300 | | 1 | 1 | | |
| 77/79 | E100/350,F100/350 | 6 | 300 | 1 | 1 | 1 | D9TZ 7A185-A | |

**1973/79
TRUCK SERIES 100/500**

AUTOMATIC TRANSMISSION

| YEAR | MODEL/RESTRICTIONS | ENGINE | | QUANTITY | | | PART NUMBER | DESCRIPTION |
|--|--------------------------------------|--------|--------------------|----------|----|----|----------------|--|
| | | CYL. | C.I.D. (C.C.D.) | FMX | C4 | C6 | | |
| 7A185 BELLCRANK ASSY. (TRANSMISSION SHIFT) | | | | | | | | |
| 73/74 | F100 -- part time 4/W/D | 8 | 360 | | | 1 | ★ D3TZ 7A185-B | Not repl. |
| 74/76 | F100/150 -- full time 4/W/D | 8 | 360 | | | 1 | ★ D4TZ 7A185-A | Not repl. |
| 77/ | F150 -- 4/W/D | 6&8 | All | | | 1 | D7TZ 7A185-A | |
| 77/ | F250 -- 4/W/D | All | All | | | 1 | | |
| | | | | | | 2 | 20388-S8 | (B-80)-bolt-hex. head-3/8"-16 x 1" |
| | | | | | | 2 | 34807-S8 | (X-66)-lockwasher-3/8" |
| 7A187 ROD (ENGINE MOUNTED ACCELERATOR SHAFT TO TRANSMISSION THROTTLE CONTROL OUTER LEVER) | | | | | | | | |
| 73/74 | E100/300 | 6 | 240,300 | | | 1 | D1UZ 7A187-A | 46" long x 3/8" dia. rod |
| 7A187 ROD (KICKDOWN CONTROL SHAFT TO TRANSMISSION) | | | | | | | | |
| 73 | E100/300 | 8 | 302 | | | 1 | D3UZ 7A187-A | |
| 74 | E100/300 | 8 | 302 | | | 1 | D4UZ 7A187-A | |
| 79 | E100/350 | 8 | 302 | | | 1 | D9UZ 7A187-A | |
| 75/ | E100/350 | 6 | 300 | | | 1 | D5UZ 7A187-C | # Yellow paint |
| 75/ | E100/350 | 6 | 300 | | | 1 | D5UZ 7A187-D | # Black paint |
| 75/ | E100/350 | 8 | 351 | | | 1 | D5UZ 7A187-B | |
| 75/78 | E100/350 | 8 | 460 | | | 1 | D5UZ 7A187-A | |
| 79 | E100/350 | 8 | 460 | | | 1 | D9TZ 7A187-A | |
| 74/76 | F100 | 8 | 302 | 1 | | | D4TZ 7A187-B | |
| 73/ | F350 | 6 | 300 | 1 | | | D3TZ 7A187-A | |
| 73/76 | F100 | 8 | 302 | | | 1 | D3TZ 7A187-C | |
| 73/ | F100/250 | 6 | 240,300 | | | 1 | D8TZ 7A187-E | # Green paint |
| 77/78 | F100/350 -- "Before Ser. BE0,001" | 8 | 302 | | | 1 | D7TZ 7A187-D | # Green paint |
| 78/ | F100/350 -- "From Ser. BE0,001" | 8 | 302 | | | 1 | D8TZ 7A187-F | # Black paint |
| 78/ | F100/350 | 6 | 300 | | | 1 | D8TZ 7A187-A | # White paint-approx. 20.65" long |
| 78/ | F100/150 | 8 | 302 | | | 1 | D8TZ 7A187-B | # Red paint-approx. 21" long |
| 73/74 | F100/350 | 8 | 360 | | | 1 | D3TZ 7A187-D | |
| | | | 390-2/B | | | | | |
| 75/76 | F100/350 | 8 | 360, 390-2B | | | 1 | D5TZ 7A187-B | |
| 77 | F100/350 | 8 | 351,400 | | | 1 | D7TZ 7A187-B | # Blue paint |
| 78/ | F150/250 -- 4/W/D | 8 | 351,400 | | | 1 | | |
| 78/ | F100/350 -- 2/W/D | 8 | 351,400 | | | 1 | D8TZ 7A187-D | # Olive drab paint-approx. 22.24" long |
| 74 | F250/350 | 8 | 390-4/B | | | 1 | D4TZ 7A187-C | |
| 75/76 | F100/350 | 8 | 390-4B | | | 1 | D5TZ 7A187-C | |
| 73/75 | F100/350 -- "Before Ser. V80,001" | 8 | 460 | | | 1 | D4TZ 7A187-A | |
| 75/77 | F100/350 "From Ser. V80,001" | 8 | 460 | | | 1 | D5TZ 7A187-A | |
| 78 | F100/350 | 8 | 460 | | | 1 | D8TZ 7A187-C | # Yellow or black paint-approx 20.53" long |
| 79 | F100/350 | 8 | 460 | | | 1 | D9TZ 7A187-A | |
| 73/77 | P350/500 | 6 | 300 | 1 | | | D3TZ 7A187-B | |
| 73/ | F100/350 | 8 | All | | | 1 | 97409-S8 | (Q-5-A)-snap ring-13/64" I.D. x 17/32" O.D. x 1/32" thick |
| | | | | | | 1 | 380340-S32 | (GG-240)-clip |
| 7A187 ROD (TRANSMISSION CONTROL SHAFT) | | | | | | | | |
| 73/74 | M450/500 "Before Ser. U00,001" | 8 | 360 | | | 1 | D3TZ 7A187-F | |

1973/79
TRUCK SERIES 100/500

| YEAR | MODEL/RESTRICTIONS | ENGINE | | QUANTITY | | | PART NUMBER | DESCRIPTION |
|---|--|------------------|--------------------|----------|----|----|--------------|---------------------------------|
| | | CYL. (C.C.D.) | C.I.D. (C.C.D.) | FMX | C4 | C6 | | |
| 7A187 ROD (TRANSMISSION CONTROL SHAFT) — Cont'd | | | | | | | | |
| 74/76 | M450/500 "From Ser. U00,001" | 8 | 360 | | | 1 | D4HZ 7A187-D | |
| 74/76 | M450/500 | 8 | 390 | | | 1 | D4HZ 7A187-B | |
| 74/76 | M450/500 | 8 | 460 | | | 1 | D4HZ 7A187-C | |
| 7A188 BELLCRANK (TRANSMISSION KICKDOWN CONTROL ACCELERATOR) | | | | | | | | |
| 73/77 | P350/500 | 6 | 300 | 1 | | | DOTZ 7A188-A | 11" long x 3/8" dia. rod |
| 7D189-95 Refer to Transmission Parts List Section A70, page 1 | | | | | | | | |
| 7B198 FLANGE (TRANSMISSION OUTPUT SHAFT) — Also refer to group 7089 and Transmission Parts List Section A70, page 1 | | | | | | | | |
| 73/ | F100/350 -- exc. 4/W/D | 6&8 | All | 1 | | 1 | DOTZ 7B198-A | Part of transmission |
| 73/ | F100/350 | 6&8 | All | 1 | | 1 | 384235-S100 | (MM-179-A)-nut-hex. hd.-1/2"-20 |
| 7A202 thru 7A204 Refer to Transmission Parts List Section A70, page 1 | | | | | | | | |
| 7205 BRACKET (TRANSMISSION GEARSHIFT IDLER LEVER) | | | | | | | | |
| 73/77 | P350/500 | 6 | 300 | 1 | | | C5TZ 7205-A | |
| | | | | 1 | | | 20348-S8 | (BB-77)-bolt-3/8"-16 x 3/4" |
| | | | | 1 | | | 34807-S8 | (X-66)-lockwasher-3/8" |
| 7A205 thru 7E206 Refer to Transmission Parts List Section A70, page 1 | | | | | | | | |
| 7A208 Refer to Transmission Parts List Section A70, page 1 | | | | | | | | |
| 7209 TUBE and SOCKET ASSY. (TRANSMISSION GEARSHIFT) — Also refer to group 7212 | | | | | | | | |
| 73/74 | E100/300 | 6&8 | All | | | 1 | D2UZ 7209-A | 30 1/2" long |
| 73/77 | P350/500 | 6 | 300 | 1 | | | C7TZ 7209-B | 32 7/8" long |
| 7210 LEVER (TRANSMISSION GEARSHIFT) | | | | | | | | |
| 73/75 | E100/300 | 6&8 | All | | | 1 | D3UZ 7210-B | |
| 73/77 | F100/350 | 6&8 | All | 1 | 1 | 1 | D3TZ 7210-C | # Black |
| 76/77 | E100/350 | 6&8 | All | | 1 | 1 | | |
| 76/77 | F100/350 | 6&8 | All | 1 | 1 | 1 | D6TZ 7210-A | # Tan |
| 78/ | E100/350,F100/350 -- Fixed strg. column | All | All | 1 | 1 | 1 | D8TZ 7210-A | Incl. D8TZ 7D439-A Pivot pin |
| 78 | E100/350,F100/350 -- Adj. strg. column | All | All | 1 | 1 | 1 | D60Z 7210-B | # Black |
| 79 | E100/350,F100/350 -- Adj. strg. column | All | All | 1 | 1 | 1 | D9TZ 7210-B | |
| 73/77 | P350/500 | 6 | 300 | 1 | | | C9TZ 7210-D | Incl. (1) 305093-S2 pin |
| 73/77 | P350/500 | 6 | All | 1 | | | 305078-S | (NN-109-D)-pin-3/16" x 1" |
| 73/74 | E100/300 | 6&8 | All | | | 1 | | |
| 7210 LEVER (TRANSFER CASE SHIFT) | | | | | | | | |
| 73/74 | F100/250 -- part time 4/W/D | 8 | 360 | | | 1 | D3TZ 7210-E | Lever only |
| 76/78 | F250 -- part time 4/W/D- | 8 | All | | | 1 | | |
| 77/78 | F150 -- part time 4/W/D- | 6&8 | All | | | 1 | | |
| 79 | F150/350 -- Part time 4/W/D | All | All | | | 1 | D8TZ 7210-E | |
| 74/77 | F100/150 -- full time 4/W/D "Before Ser. 040,001" | 8 | All | | | 1 | D5TZ 7210-D | |
| 74/77 | F250 -- Full time 4/W/D "Before Ser. X80,001" | 8 | All | | | 1 | | |

**1973/79
TRUCK SERIES 100/500**

SECTION A71 11

AUTOMATIC TRANSMISSION

| YEAR | MODEL/RESTRICTIONS | ENGINE | | QUANTITY | | | PART NUMBER | DESCRIPTION |
|---|--|------------------|--------------------|----------|----|----|--------------|---|
| | | CYL. (C.C.D.) | C.I.D. (C.C.D.) | FMX | C4 | C6 | | |
| 7210 SHIFT ASSY. (TRANSFER CASE) | | | | | | | | |
| 74/77 | F100/150 -- full time 4/W/D "Before Ser. 040,001" | 8 | All | | | 1 | D5TZ 7210-C | |
| 74/77 | F250 -- full time 4/W/D "Before Ser. X80,001" | 8 | All | | | 1 | | |
| 77/79 | F150 -- full time 4/W/D "From Ser. 040,001" | 8 | All | | | 1 | D9TZ 7210-C | |
| 77/79 | F250 -- full time 4/W/D "From Ser. X80,001" | 8 | All | | | 1 | | |
| 79 | F350--full time 4/W/D | 8 | 400 | | | 1 | | |
| 75/ | F100/250 -- full time 4/W/D | 8 | All | | | 1 | D4TZ 7F141-A | Use for alignment only |
| 7212 TUBE (TRANSMISSION CONTROL SELECTOR) | | | | | | | | |
| 73/77 | F100/350 -- 4 x 2 - M/S | 6&8 | All | 1 | 1 | 1 | C7TZ 7212-A | 28 1/4" long |
| 73/75 | F100/350 -- 4/W/D-M/S & P/S | 8 | All | | | 1 | | |
| 73/77 | F100/350 -- 4 x 2 - P/S | 6&8 | All | 1 | 1 | 1 | C9TZ 7212-E | 26 11/16" long |
| 76/77 | F150/250 -- 4/W/D | 8 | All | | | 1 | | |
| 78/ | F100/350 -- 4 x 2 M/S Fixed column | All | All | 1 | 1 | 1 | D8TZ 7212-C | approx. 27.77" long |
| 78/ | F100/350 -- 4 x 2 P/S Fixed column | All | All | 1 | 1 | 1 | D8TZ 7212-H | approx. 26.21" long |
| 78/ | F100/250 -- 4 x 4 fixed.col | All | All | 1 | 1 | 1 | | |
| 78/ | F100/350 -- Adj. column | All | All | 1 | 1 | 1 | D8TZ 7212-E | approx. 23.48" long |
| 75/77 | E100/350 | 6&8 | All | | | 1 | D5UZ 7212-B | approx. 32.69" long |
| 78/ | E100/350 -- fixed column | All | All | 1 | 1 | 1 | D8TZ 7212-D | approx. 32.18" long |
| 78/ | E100/350 -- adj. column | All | All | 1 | 1 | 1 | D8TZ 7212-F | approx. 29.45" long |
| 7213 KNOB (TRANSMISSION GEARSHIFT LEVER) | | | | | | | | |
| 73/77 | P350/500 | 6 | 300 | 1 | | | D30Z 7213-A | |
| 73/77 | E100/350 | 6&8 | All | | 1 | 1 | D3TZ 7213-A | # Black |
| 73/77 | F100/350 | 6&8 | All | 1 | 1 | 1 | | |
| 76/77 | F100/350 | 6&8 | All | | | 1 | D6TZ 7213-A | # Tan |
| 78/ | E100/350,F100/350 | All | All | 1 | 1 | 1 | D60Z 7213-A | # Black |
| 73/76 | M450/500 -- Mustang type | 8 | All | | | 1 | D30Z 7213-B | Includes (1) D30A 7217-BA knob, (1) D30Z 7C488-A button (2) 383870-S100 screw |
| 7213 BALL (TRANSFER CASE SHIFT LEVER) | | | | | | | | |
| 73/74 | F100/250 -- part time 4/W/D | 8 | 360 | | | 1 | B9TT 7213-J | |
| 76/77 | F250 -- part time 4/W/D | 8 | All | | | 1 | | |
| 77 | F150 -- part time 4/W/D | 6&8 | All | | | 1 | | |
| 78/ | F150/250 -- part time 4/W/D | All | All | | | 1 | D8TZ 7213-B | |
| 79 | F350--part time 4/W/D | 8 | 400 | | | 1 | | |
| 74/77 | F100/150 -- full time 4/W/D- "Before Ser. 040,001" | 8 | All | | | 1 | D5TZ 7213-A | |
| 74/77 | F250 -- full time 4/W/D "Before Ser. X80,001" | 8 | All | | | 1 | | |
| 77/ | F150 -- full time 4/W/D "From Ser. 040,001" | 8 | All | | | 1 | D7TZ 7213-A | |
| 77/ | F250 -- full time 4/W/D "From Ser. X80,001" | 8 | All | | | 1 | | |
| 79 | F350--full time 4/W/D | 8 | 400 | | | 1 | | |
| 7A213 HOUSING ASSY. (TRANSMISSION CONTROL SELECTOR DIAL) | | | | | | | | |
| 78/ | E100/350,F100/350 -- Adj. strg column | All | All | 1 | 1 | 1 | D8TZ 7A213-A | |

1973/79
TRUCK SERIES 100/500

AUTOMATIC TRANSMISSION

| YEAR | MODEL/RESTRICTIONS | ENGINE | | QUANTITY | | | | PART NUMBER | DESCRIPTION |
|--|---|------------------|--------------------|----------|----|----|--|--------------|---|
| | | CYL. (C.C.D.) | C.I.D. (C.C.D.) | FMX | C4 | C6 | | | |
| 7A216 INSERT (TRANSMISSION CONTROL SELECTOR POSITION) | | | | | | | | | |
| 73/77 | F100/350 | 6&8 | All | 1 | 1 | 1 | | D2TZ 7A216-A | |
| 75/77 | E100/350 | 6&8 | All | | 1 | 1 | | | |
| 78/ | E100/350,F100/350 -- Fixed column | All | All | 1 | 1 | 1 | | D8TZ 7A216-A | |
| 78/ | E100/350,F100/350 -- Adj. strg column | All | All | 1 | 1 | 1 | | D8TZ 7A216-B | |
| 7D218 thru 7A222 Refer to Transmission Parts List Section A70, page 1 | | | | | | | | | |
| 7227 SPRING (TRANSMISSION GEARSHIFT TUBE RETRACTING) | | | | | | | | | |
| 73/77 | P350/500 | 6 | 300 | 1 | | | | AB 7227-A | 1/2" O.D. x 1" free length |
| 7D227 Refer to Transmission Parts List Section A70, page 1 | | | | | | | | | |
| 7228 SOCKET (TRANSMISSION GEARSHIFT LEVER) | | | | | | | | | |
| 73/77 | F100/350 | 6&8 | All | 1 | 1 | 1 | | D5TZ 7228-A | Consists of (1) each D3TZ 7A110-A, D3TZ 7228-A, 305093-S2 |
| 73/77 | E100/350 | 6&8 | All | | 1 | 1 | | | |
| 78/ | E100/350,F100/350 -- Fixed column | All | All | 1 | 1 | 1 | | D9TZ 7228-B | Incl. 7D439 3/16" x 1 1/8" pin |
| 78/ | E100/350,F100/350 -- Adj. strg. column | All | All | 1 | 1 | 1 | | D9TZ 7228-A | |
| 73/77 | F100/350 | 6&8 | All | 1 | 1 | 1 | | 305093-S2 | (NN-108-B)-pin - 3/16" x 1 1/4" |
| 75/77 | E100/350 | All | All | 1 | 1 | 1 | | | |
| 78 | E100/350,F100/350 -- Adj. column | All | All | 1 | 1 | 1 | | 384715-S | (NN-109-W)-pin - 3/16" x 1 1/8" |
| 79 | E100/350/F100/350 -- fixed & adj. column | All | All | 1 | 1 | 1 | | | |
| 7A228 Refer to transmission Parts List Section A70, page 1 | | | | | | | | | |
| 7B229 BRACKET (TRANSMISSION CONTROL CABLE) - Improve | | | | | | | | | |
| 7A232-45 Refer to Transmission Parts List Section A70, page 1 | | | | | | | | | |
| 7246 INSULATOR (TRANSMISSION GEARSHIFT LEVER) | | | | | | | | | |
| 73/ | E100/300 | 6&8 | All | | 1 | 1 | | C20Z 7246-A | Neoprene-1" long x 3/4" O.D. |
| 78/ | F100/350 | All | All | | 1 | 1 | | | |
| 73/77 | F100/350 | 6&8 | All | 1 | 1 | 1 | | C7TZ 7246-A | 51/64" long x 3/8" I.D. 4 |
| 73/77 | F100/350 | 6&8 | All | 1 | 1 | 1 | | B8S 7246-A | Rubber-3/4" O.D. x 1" long |
| 73/77 | P350/500 | 6 | All | 1 | | | | | |
| 7A246 Refer to Transmission Parts List Section A70, page 1 | | | | | | | | | |
| 7A247 SWITCH ASSY. (TRANSMISSION GEARSHIFT NEUTRAL) - Also refer to group 7A217 and Transmission Parts List Section A70, page 1 | | | | | | | | | |
| 73/ | E100/300 | 6&8 | 240, 302 | | 1 | | | D1FZ 7A247-A | *SW-1028-transmission mounted |
| 73/77 | F100/350 | 6&8 | All | 1 | 1 | 1 | | C7TZ 7A247-A | *SW-600-column mounted |
| 78/ | F100/350 | 6&8 | All | | | 1 | | D8TZ 7A247-A | *SW-1489-trans mounted |
| 78/ | F100/150 | 6&8 | 300,302 | 1 | 1 | | | D8TZ 7A247-B | *SW-1491-trans mounted |
| 73/77 | P350/500 | 6&8 | All | 1 | | | | C1TF 7A247-A | *SW-781-column mounted |
| 73/ | E100/300 | 6&8 | All | | 1 | | | 356628-S | (GG-175)-clip |
| 75/ | E100/350 | 6&8 | All | | | 1 | | D2ZZ 7A247-C | *SW-1148 |
| 73/77 | F100/350 | 8 | All | | | 2 | | 20384-S8 | (B-43)-bolt-hex head-1/4"-20 x 1" |
| 73/77 | F100/350 | 8 | All | | | 2 | | 34940-S7-8 | (X-88)-washer-external tooth-1/4" |
| 73/76 | M450/500 | 8 | All | | | 1 | | D2ZZ 7A247-B | *SW-903-B |
| 7A248-86 Refer to Transmission Parts List Section A70, page 1 | | | | | | | | | |
| 7271 BEARING (GEARSHIFT IDLER LEVER) | | | | | | | | | |
| 73/77 | P350/500 | 6 | 300 | 1 | | | | BB 7271-A | 35/64" O.D.-3/8" I.D.-41/64" overall length-steel-cut to required length |

**1973/79
TRUCK SERIES 100/500**

SECTION A71 13

AUTOMATIC TRANSMISSION

| YEAR | MODEL/RESTRICTIONS | ENGINE | | QUANTITY | | | PART NUMBER | DESCRIPTION |
|---|--|------------------|--------------------|----------|----|----|---------------|--|
| | | CYL. (C.C.D.) | C.I.D. (C.C.D.) | FMX | C4 | C6 | | |
| 7277 BOOT ASSY. (TRANSFER CASE GEARSHIFT LEVER) | | | | | | | | |
| 74/77 | F100/150 -- full time 4/W/D "Before Ser. 040,001" | 8 | All | | | 1 | D4TZ 7277-B | LOWER, linkage dust shield--for Ser. From 040,001 & X80,001 part of 7210 assy. |
| 74/77 | F250 -- full time 4/W/D-- "Before Ser. X80,001" | 8 | All | | | 1 | | |
| 73/ | F100/250 -- 4/W/D | 8 | All | | | 1 | D3TZ 7277-A | UPPER--Prior to 1974 must drill new att. holes |
| 7C286 SPACER (TRANSFER CASE MOUNTING) | | | | | | | | |
| 76/77 | F250 -- full time 4/W/D "From Ser. B25,001" | 8 | All | | | 1 | D6TZ 7C286-A | |
| 7E286 SUPPORT ASSY. (TRANSMISSION KICKDOWN ROD) | | | | | | | | |
| 73/ | E100/300 | 6 | 240, 300 | | | 1 | C8UZ 7E286-A | |
| 73/ | F100/350 | 8 | 460 | | | 1 | D4TZ 7E286-A | |
| 73/76 | M450/500 | 8 | 460 | | | 1 | | |
| 7C288-91 Refer to Transmission Parts List Section A70, page 1 | | | | | | | | |
| 7293 SPRING (TRANSMISSION GEARSHIFT SELECTOR STOP) | | | | | | | | |
| 73/77 | F100/350 | 6&8 | All | 1 | 1 | 1 | FDU 7293-A | 1 1/2" free length x 5 5/8" active coils |
| 75/77 | E100/350 | 6&8 | All | 1 | 1 | 1 | | |
| 73/77 | F100/350 | 6&8 | All | 1 | 1 | 1 | 354590-S7-8 | (XX-102)--washer--special--5/16" I.D. x 33/64" O.D. x 1/32" thick |
| 75/77 | E100/350 | 6&8 | All | 1 | 1 | 1 | | |
| 7A294-5 Refer to Transmission Parts List Section A70, page 1 | | | | | | | | |
| 7A296 BRACKET (TRANSMISSION CONTROL TO ACCELERATOR SHAFT) | | | | | | | | |
| 73/77 | P350/500 | 6 | 300 | 1 | | | C5AZ 7A296-A | |
| 73/76 | F100/350 | 6 | All | 1 | 1 | 1 | | |
| 75/76 | E100/350 | 6 | 300 | | | 1 | | |
| 7D300 Refer to Transmission Parts List Section A70, page 1 | | | | | | | | |
| 7302 LEVER ASSY. (TRANSMISSION GEARSHIFT SELECTOR) | | | | | | | | |
| 73/74 | E100/300 | 6&8 | 240, 302 | | | 1 | D3UZ 7302-B | |
| 75/ | E100/350 | 6&8 | All | | | 1 | D5UZ 7302-A | |
| 73/ | F100/350 -- M/S, | 6&8 | All | 1 | 1 | 1 | C9TZ 7302-C | |
| 73/ | F100/350 -- P/S, | 6&8 | All | 1 | 1 | 1 | C9TZ 7302-D | |
| 73/77 | P350/500 | 6&8 | All | 1 | | | B8A 7302-D | |
| 7E310 BOLT (TRANSMISSION KICKDOWN CONTROL) | | | | | | | | |
| 73/ | E-F-P100/500 | 6 | 300 | 1 | 1 | 1 | C8AZ 7E310-A | |
| 7317 BRACKET ASSY. (TRANSMISSION GEARSHIFT TUBE) | | | | | | | | |
| 73/77 | P350/500 | 6&8 | All | 1 | | | B9TT 7317-A | 2 7/16" x 2 3/16" x 7/8"--has 1 locating tab |
| | | | | 1 | | | 353574-S7 | (XX-355)--spring washer |
| 7318 BRACKET (TRANSMISSION GEARSHIFT TUBE) | | | | | | | | |
| 73/77 | E100/300 | 6&8 | All | | | 1 | C9UZ 7318-A | |
| 7326 ROD (TRANSMISSION MANUAL SHIFT) - Also refer to Transmission Parts List Section A70, page 1 | | | | | | | | |
| 73/74 | E100/300 | 6 | 240, 300 | | | 1 | ★ D3UZ 7326-B | 45" long--not replaced |
| 73/74 | E100/300 | 8 | 302 | | | 1 | D3UZ 7326-A | 42" long |
| 75/ | E100/350 | 6&8 | All | | | 1 | D5UZ 7326-B | |
| 73/77 | F100/350 -- 2/W/D | 6&8 | All | 1 | 1 | 1 | D3TZ 7326-A | 18 21/32" long x 7/16" dia. |
| 73/77 | F250 -- 4/W/D "Before Ser. X80,001" | All | All | | | 1 | | |
| 78/ | F100/350 -- 2/W/D | All | All | 1 | 1 | 1 | D8TZ 7326-A | approx 19.16" long |
| 73/75 | F100/150 -- 4/W/D | 8 | 360 | | | 1 | D3TZ 7326-F | 7/16" dia. rod x 13 1/2" long |
| 76/ | F100/150 -- 4/W/D | 8 | All | | | 1 | D6TZ 7326-A | 7/16" dia. rod x 14 1/2" long |
| 77/ | F250 -- 4/W/D "From Ser. X80,001" | 8 | 351,400 | | | 1 | | |
| 73/ | F100/350 | 6&8 | All | 2 | | | 351385-S7 | (XX-158)--washer--flat--3/8" I.D. x 3/4" O.D. x 7/64" thick |
| 7C327 BEARING (TRANSMISSION SHIFT BELLCRANK) | | | | | | | | |
| 73/76 | F100 -- 4/W/D | 8 | 360 | | | 1 | E0SZ 7C327-A | 7/16" I.D. x 11/16" O.D. x 13/32" thick--(7A185 to 7C431) |

APRIL, 1980

COPYRIGHT © 1980--

FORD MOTOR
COMPANY

--DEARBORN, MICHIGAN

CHANGE 1

1973/79
TRUCK SERIES 100/500

AUTOMATIC TRANSMISSION

| YEAR | MODEL/RESTRICTIONS | ENGINE | | QUANTITY | | | PART NUMBER | DESCRIPTION |
|----------|--------------------|--|--------|----------|----|----|--------------|---|
| | | CYL. (C.C.D.) | C.I.D. | FMX | C4 | C6 | | |
| 7C328-32 | | Refer to Transmission Parts List Section A70, page 1 | | | | | | |
| 7335 | | BUSHING (TRANSMISSION GEARSHIFT SELECTOR TUBE LEVER) | | | | | | |
| 73/74 | E100/300 | 6&8 | All | | 1 | | C4UZ 7335-A | Upper end of 7209 |
| 73/77 | P350/500 | 6 | All | 1 | | | AD 7335-A | 11/16" I.D. x 15/16" flange O.D. x 3/4" O.D. |
| | | | | 1 | 1 | | 382494-S | (KK-56-V)-grommet-15/32" I.D. x 1" O.D. |
| 7335 | | BUSHING (TRANSMISSION GEARSHIFT TUBE) | | | | | | |
| 73/74 | E100/300 | 6&8 | All | | 1 | | D1UZ 7335-A | Lower end of 7209 |
| 7335 | | BUSHING (TRANSFER CASE GEARSHIFT LEVER) | | | | | | |
| 73/ | F100/350 -- 4/W/D | 8 | All | | | 2 | D3TZ 7335-A | 3/4" I.D. x 1 1/16" flange O.D. x 21/32" long |
| | | | | | | 1 | 44739-S2 | (X-39)-washer-flat-9/16" |
| 7E336 | | Refer to Transmission Parts List Section A70, page 1 | | | | | | |
| 7339 | | CLEVIS (TRANSMISSION GEARSHIFT ROD) | | | | | | |
| 73/77 | P350/500 | | All | All | 1 | | B5A 7339-B | |
| 7340 | | Refer to Transmission Parts List Section A70, page 1 | | | | | | |
| 7341 | | INSULATOR (TRANSMISSION GEARSHIFT SELECTOR ARM) | | | | | | |
| 76/ | E-F100/350 | 6&8 | ALL | 1 | 1 | 1 | D5AZ 7341-C | 3/8" I.D. x 1/2" long x 15/32" O.D. x 11/16" |
| 73/76 | M450/500 | 8 | All | | | 1 | C3MY 7341-A | |
| 7341 | | INSULATOR (TRANSMISSION SHIFT BELLCRANK) | | | | | | |
| 73/ | F100 -- 4/W/D | 8 | ALL | | | 2 | D5AZ 7341-A | 7/32" I.D. x 21/32" O.D. |
| 75/ | E100/350,F100/350 | 6&8 | All | | 1 | 1 | D5AZ 7341-C | |
| 7342 | | ROD (TRANSMISSION GEARSHIFT IDLER LEVER) | | | | | | |
| 73/77 | P350/500 | 6 | All | 1 | | | C5TZ 7342-A | 8 1/2" long 5/16" dia. rod |
| | | | | 2 | | | 352358-S | (NN-127)-pin-self locking |
| | | | | 2 | | | 44722-S8 | (X-19)-washer-flat-5/16" |
| | | | | 2 | | | 351341-S7 | (XX-351)-spring washer |
| 7D345 | | Refer to Transmission Parts List Section A70, page 1 | | | | | | |
| 7A347 | | RETAINER (TRANSMISSION GEARSHIFT SELECTOR LEVER PLUNGER) | | | | | | |
| 73/77 | F100/350 | 6&8 | All | 1 | 1 | 1 | C0DF 7A347-A | 35/64" flange O.D. x 21/64" collar |
| 75/77 | E100/350 | 6&8 | All | | 1 | 1 | | O.D. x 19/64" overall height |
| 7353 | | SLEEVE (TRANSMISSION CONTROL CABLE END ADJUSTMENT) | | | | | | |
| 73/76 | M450/500 | 8 | All | | | 2 | B7T 7353-A | |
| 7354 | | CLEVIS (TRANSMISSION THROTTLE CONTROL ROD-SINGLE ARM) | | | | | | |
| 73/ | F350, P350/500 | 6 | 300 | | 1 | | AE 7354-A | |
| | | | | | 1 | | 33796-S7 | (M-61)-nut-hex. head-1/4"-28 |
| | | | | | 1 | | 44722-S8 | (X-19)-washer-flat-1/4" |

1973/79

SECTION A71 15

AUTOMATIC TRANSMISSION

TRUCK SERIES 100/500

| YEAR | MODEL/RESTRICTIONS | ENGINE | | QUANTITY | | | PART NUMBER | DESCRIPTION |
|----------|--|---|--------------------|----------|----|----|--------------|---|
| | | CYL. | C.I.D. (C.C.D.) | FMX | C4 | C6 | | |
| 7A360 | | Refer to Transmission Parts List Section A70, page 1 | | | | | | |
| 7361 | | PLUNGER (TRANSMISSION GEARSHIFT SELECTOR) | | | | | | |
| 73/77 | F100/350 | 6&8 | All | 1 | 1 | 1 | CODF 7361-A | 1 21/32" overall length |
| 75/77 | E100/350 | 6&8 | All | | 1 | 1 | | |
| 78/ | E100/350, F100/350 -- Fixed strg. column | All | All | | 1 | 1 | D4AZ 7361-A | 1 5/16" long |
| 7366-77 | | Refer to Transmission Parts List Section A70, page 1 | | | | | | |
| 7379 | | SPRING (TRANSMISSION GEARSHIFT SELECTOR TUBE) | | | | | | |
| 73/ | F100/350 | 6&8 | All | 1 | 1 | 1 | CODF 7379-A | 2" free length-6 coils |
| 75/ | E100/350 | 6&8 | All | | 1 | 1 | | |
| 7A380 | | Refer to Transmission Parts List Section A70, page 1 | | | | | | |
| 7E381 | | BRACKET ASSY. (TRANSMISSION END SHIFT CABLE) | | | | | | |
| 73/76 | M450/500 | 8 | All | | | 1 | DITZ 7E381-A | |
| 7382-93 | | Refer to Transmission Parts List Section A70, page 1 | | | | | | |
| 7A394 | | LEVER ASSY. (TRANSMISSION DOWNSHIFT CONTROL OUTER) Also refer to Transmission Parts List Section A70, page 1 | | | | | | |
| 73/74 | E100/300 | 6 | 240 | | 1 | | C5TZ 7A394-B | "J" shape-3/4" wide x 1/4" dia. pin |
| 73/77 | P350/500 | 6 | 300 | 1 | 1 | | D3TZ 7A394-A | "J" shape-3/4" wide |
| 73/76 | F100/350, E100/350 | 6 | All | 1 | 1 | 1 | | |
| 7D402-14 | | Refer to Transmission parts List Section A70, page 1 | | | | | | |
| 7B415 | | STUD (TRANSMISSION GEARSHIFT CONNECTING ROD ADJUSTING) | | | | | | |
| 73/ | E-F100/350 | 6&8 | All | 1 | 1 | 1 | D3TZ 7B415-A | 5/16"-18 x 1 1/4" Manual shift rod |
| 74/ | F100/250 -- full time 4/W/D | All | All | | | 2 | D4TZ 7B415-A | 5/16"-18 x 1 5/32"-used on trnsfr case |
| 79 | F350--full time 4/W/D | 8 | 400 | | | 1 | | |
| 73/ | F100 -- 4/W/D | 8 | All | | | 1 | ★ 383093-S2 | Nut and washer-5/16"-18 |
| 73/ | F100 -- 4/W/D | 8 | All | | | 1 | 379620-S100 | (XX-16-M)-"C" washer-9/32" I.D. x 3/4" O.D. x 1/64" thick |
| 7E415-26 | | Refer to Transmission Parts List Section A70, page 1 | | | | | | |
| 7427 | | LEVER ASSY. (TRANSMISSION GEARSHIFT IDLER) | | | | | | |
| 73/77 | P350/500 | 6 | 300 | 1 | | | B9J 7427-A | |
| | | | | 1 | | | 20428-S7 | (B-82)-bolt-hex. head-3/8"-16 x 1 1/4" |
| | | | | 1 | | | 34807-S8 | (X-66)-lockwasher-3/8" |
| | | | | 1 | | | 44727-S8 | (X-24)-washer-flat-3/8" |
| | | | | 1 | | | 33799-S7 | (M-52)-nut-hex. light-3/8"-16 |
| 7D430-7 | | Refer to Transmission Parts List Section A70, page 1 | | | | | | |
| 7C431 | | BRACKET ASSY. (TRANSMISSION SHIFT BELLCRANK) | | | | | | |
| 73 | F100 -- 4/W/D "Before Ser. S80, 001" | 8 | 360 | | | 1 | D3TZ 7C431-A | |
| 74/76 | F100/150 -- 4/W/D "From Ser. S80, 001" | 8 | 360 | | | 1 | D4TZ 7C431-A | |
| 77/ | F150 -- full time 4/W/D | 8 | 351,400 | | | 1 | D7TZ 7C431-A | |
| 77/ | F250 -- full time 4/W/D "From Ser. X80,001" | All | All | | | 1 | | |
| 77/ | F150 -- part time 4/W/D | 8 | 351,400 | | | 1 | D7TZ 7C431-B | |
| 77/ | F250 -- part time 4/W/D "From Ser. X80,001" | All | All | | | 1 | | |
| | | | | | | 2 | ★ 381673-S2 | Bolt-hex. washer head-3/8"-16 x 5/8" |
| 7D439 | | PIN (TRANSMISSION GEAR SHIFT LEVER PIVOT) | | | | | | |
| 78 | E100/350, F100/350 -- fixed column | All | All | 1 | 1 | 1 | D8TZ 7D439-A | |

1973/79
TRUCK SERIES 100/500

AUTOMATIC TRANSMISSION

| YEAR | MODEL/RESTRICTIONS | ENGINE | | QUANTITY | | | PART NUMBER | DESCRIPTION |
|--|---|--------|--------------------|----------|----|----|--------------|--|
| | | CYL. | C.I.D. (C.C.D.) | FMX | C4 | C6 | | |
| 7A440 BUSHING (TRANSMISSION CONTROL SHAFT TO TRANSMISSION ROD) | | | | | | | | |
| 73/ | E100/300 | 6&8 | All | | 1 | | C40Z 7A440-A | |
| 7E440 SWITCH ASSY. (TRANSMISSION SPARK CONTROL) | | | | | | | | |
| 73/ | F350 | 6 | 240, 300 | 1 | | | D2AZ 7E440-A | *SW-1089 |
| 73/ | E100/300, F100/250 | 6 | All | | 1 | | | |
| 73/ | F100/350 | 8 | All | | | 1 | | |
| 73/ | F100/250 -- 4/W/D | 6&8 | All | | | 1 | D2TZ 7E440-A | *SW-1112 (Lockout switch) |
| 7A441-83 Refer to Transmission Parts List Section A70, page 1 | | | | | | | | |
| 7A443 BOLT (TRANSFER CASE GEARSHIFT LEVER TO BRACKET) | | | | | | | | |
| 73/ | F100/250 -- 4/W/D | 8 | All | | 1 | | D3TZ 7A443-A | Hex. head-9/16"-12 x 2 3/4" |
| | | | | | 1 | | 44739-S8 | (X-39)-washer-flat-9/16" |
| 7D443 BEZEL (TRANSMISSION CONSOLE SHIFT SELECTOR DIAL) | | | | | | | | |
| 73/76 | M450/500 -- Mustang type | 8 | All | | 1 | | C9ZZ 7D443-A | |
| 7A444 BRACKET (TRANSFER CASE STEADY REST MOUNTING TO FRAME)-Also refer to group 7A051 | | | | | | | | |
| 73/ | F100/150 (reg. cab) -- 4/W/D | 6&8 | All | | 1 | | D3TZ 7A444-B | 4 7/8" long x 4" wide |
| 73/ | F100/150 -- 4/W/D | 6&8 | All | | 3 | | 42998-S8 | (B-252-A)-bolt-hex. slotted head-3/8"-16 x 1" (to 5005) |
| | | | | | 3 | | 33771-S4 | (M-89-L)-nut-lock-3/8"-16 |
| | | | | | 1 | | C6TZ 6068-D | Insulator (to transfer case) |
| | | | | | 1 | | C6TZ 6A027-A | Spacer |
| | | | | | 1 | | C6TZ 6A061-A | Insulator |
| | | | | | 1 | | 385699-S2 | (BB-301-A)-bolt-hex. head-9/16"-12 x 3 1/4" |
| | | | | | 1 | | 384525-S | (XX-203-D)-washer-flat-9/16" |
| | | | | | 1 | | 33774-S | (M-89-N)-nut-hex. washer head-9/16"-12 |
| 7A444 BRACKET (TRANSFER CASE MOUNTING)-Also refer to group 7F064 | | | | | | | | |
| 74/77 | F100/150 -- full time 4/W/D | 8 | All | | 1 | | D4TZ 7A444-B | 4 13/16" x 3 21/32" x 5/32" thick |
| 74/77 | F250 -- full time 4/W/D "Before Ser. Y40,001" | 8 | All | | 1 | | D4TZ 7A444-A | 13 11/32" x 3 3/16" x 21/32" thick-R.H. |
| 77 | F250 -- Full time 4/W/D- "From Ser. Y40,001" | 8 | All | | 1 | | D7TZ 7A444-A | 4 13/46" x 3 21/32" x 7/32" thick |
| 78/ | F150/250 (Reg. cab) -- Full time 4/W/D | All | All | | 1 | | D8TZ 7A444-A | |
| 78/ | F150/250 (Super cab) -- Full time 4/W/D | All | All | | 1 | | D8TZ 7A444-B | |
| 79 | F350-full time 4/W/D | 8 | 400 | | 1 | | | |
| 74/ | F100/250 -- full time 4/W/D | 8 | All | | 1 | | 385699-S2 | (BB-301-A)-bolt-(to sidemember)-hex. washer head-9/16"-12 x 3 1/4" |
| | | | | | 1 | | C6TZ 6068-D | Insulator |
| | | | | | 1 | | C6TZ 6A027-A | Spacer |
| | | | | | 1 | | C6TZ 6A061-A | Insulator |
| | | | | | 1 | | 384525-S | (XX-203-D)-washer-flat-9/16" |
| | | | | | 1 | | 33774-S | (M-89-N)-nut-hex. wshr. hd.-9/16"-12 |
| 73/74 | F250 -- part time 4/W/D | 8 | All | | 2 | | C7TZ 7A444-A | 9 27/32" long x 2 3/4" wide-R.H. & L.H. |
| 76/77 | F250 -- Part time 4/W/D- "Before Ser. Y40,001" | 8 | All | | 1 | | | L.H. only |
| 76/77 | F250 -- part time 4/W/D- "Before Ser. Y40,001" | 8 | All | | 1 | | D4TZ 7A444-C | 10" x 4 3/4" x 7/8" wide-R.H. |
| 7C453 HOUSING and LEVER (TRANSMISSION CONTROL SELECTOR) | | | | | | | | |
| 73/76 | M450/500 -- Mustang type | 8 | All | | 1 | | D3TZ 7C453-A | |
| 73/76 | M450/500 -- Morse type-dash mounted | 8 | All | | 1 | | D3TZ 7C453-C | |
| 73/76 | M450/500 -- Morse type-shelf mounted | 8 | All | | 1 | | D3TZ 7C453-D | |

1973/79

AUTOMATIC TRANSMISSION

TRUCK SERIES 100/500

| YEAR | MODEL/RESTRICTIONS | ENGINE | | QUANTITY | | | PART NUMBER | DESCRIPTION |
|--|--|--------|--------------------|----------|----|----|--------------|---|
| | | CYL. | C.I.D. (C.C.D.) | FMX | C4 | C6 | | |
| 7D484-7A814 Refer to Transmission Parts List Section A70, page 1 | | | | | | | | |
| 7A650 CABLE and CONDUIT ASSY. (TRANSMISSION CONTROL SELECTOR) | | | | | | | | |
| 73/76 | M450/500 -- w/Mustang type housing | 8 | All | | | 1 | D3TZ 7A650-A | 78" long |
| 73/76 | M450/500 -- w/Morse type housing-dash mounted | 8 | All | | | 1 | D3HZ 7A650-C | 90" long |
| 73/76 | M450/500 -- w/Morse type housing-shelf mounted | 8 | All | | | 1 | D3HZ 7A650-D | 120" long |
| 7870 COOLER and BRACKET ASSY. (TRANSMISSION OIL) | | | | | | | | |
| 73/ | F100/350 | 6&8 | All | | | 1 | B7D 7870-A | |
| 73/77 | P350/500 | 6 | 240, 300 | 1 | | | | |
| | | | | 4 | 4 | | 20346-S8 | (B-50)-bolt-hex. head-5/16"-18 x 3/4" |
| | | | | 4 | 4 | | 33797-S7 | (M-50)-nut-hex.-5/16"-18 |
| | | | | 4 | 4 | | 34806-S7 | (X-64)-lockwasher-5/16" |
| 7880-7976 Refer to Transmission Parts List Section A70, page 1 | | | | | | | | |
| 7986 COVER (TRANSMISSION CONVERTER HOUSING LOWER) | | | | | | | | |
| 73/ | E-F100/500 | 6&8 | All | 1 | 1 | | C5AZ 7986-A | |
| 73/76 | F100/350 | 8 | 360, 390 | | | 1 | C6AZ 7986-A | |
| 73/76 | M450/500 | 8 | 360, 390 | | | 1 | | |
| 73/ | F100/350 | 8 | 460 | | | 1 | C8SZ 7986-A | |
| 74/76 | M450/500 | 8 | 460 | | | 1 | | |
| 75/ | E100/350 | 6&8 | 300, 351 | | | 1 | D10Z 7986-A | |
| 73/ | F100/350, P350/500 | 6&8 | All | 2 | 2 | 2 | 384658-S | (BB-543-H)-bolt-hex. head-5/16"-18 x 5/8" |
| 73/ | F100/350, P350/500 | 6&8 | All | 2 | 2 | 2 | 34806-S7 | (x-64)-lockwasher-5/16" |
| 7989-77138 Refer to Transmission Parts List Section A70, page 1 | | | | | | | | |
| 77205 DAMPER (TRANSMISSION SHIFT TUBE VIBRATION) | | | | | | | | |
| 73/77 | P350/500 | 6&8 | All | 1 | | | B6A 77205-A | 2 5/32" long |
| 77265-77326 Refer to Transmission Parts List Section A70, page 1 | | | | | | | | |
| 77330 "U" BOLT (TRANSMISSION GEARSHIFT SELECTOR TUBE BRACKET) | | | | | | | | |
| 73/77 | P350/500 | 6&8 | All | 1 | | | ★ | |
| | | | | AR | | | 33795-S7 | (M-49)-nut-1/4"-20 |
| | | | | AR | | | 34805-S8 | (X-62)-lockwasher-1/4" |
| 77356-77469 Refer to Transmission Parts List Section A70, page 1 | | | | | | | | |
| 77481 BUSHING (TRANSMISSION CONTROL IDLER LEVER) | | | | | | | | |
| 73/77 | P350/500 | 6 | 300 | 1 | | | TRAE 77481-A | 5/8" long - 9/16" I.D. |
| 77507-77986 Refer to Transmission Parts List Section A70, page 1 | | | | | | | | |

1973/79 TRUCK SERIES 100/500

8005 RADIATOR

RADIATOR CROSS REFERENCE GUIDE

A To use this guide:

1. Find the identification marking on radiator top tank or the side mounting bracket.
2. Locate this number in the identification column below.
3. Read across to next column to right to find the service number.

B If the radiator identification is not known, the pages following this guide has radiator part numbers arranged in the following order:

- | | |
|-----------------|----------------------------|
| 1. Truck Series | 3. Number of cylinders |
| 2. Model years | 4. Cubic inch displacement |

IDENTIFICATION CHART

| IDENTIFICATION | PART NUMBER | IDENTIFICATION | PART NUMBER |
|----------------|--------------|------------------|-------------|
| C7TA 8005-AT | D5TZ 8005-K | D3TA 8005-AMB | D3TZ 8005-B |
| C7TA 8005-AU | C8TZ 8005-D | D3TA 8005-ANA | D3TZ 8005-B |
| C7TA 8005-CU | C7TZ 8005-G | D3TA 8005-ANB | D3TZ 8005-B |
| C7TA 8005-CV | D3TZ 8005-F | D3TA 8005-ARA | D3TZ 8005-D |
| C8TA 8005-AF | D5TZ 8005-K | D3TA 8005-ASA | D3TZ 8005-G |
| C8TA 8005-AH | C8TZ 8005-D | D3TA 8005-ATA | D3TZ 8005-D |
| C9TA 8005-AL | C9TZ 8005-C | D3TA 8005-AUA | D6TZ 8005-D |
| C9TA 8005-AM | C9TZ 8005-C | D3TA 8005-AVA | D3TZ 8005-A |
| C9TA 8005-BE | C9TZ 8005-A | D3TA 8005-AYA | D3TZ 8005-A |
| C9TA 8005-BJ | C9TZ 8005-A | D3TA 8005-AZA | D2TZ 8005-B |
| D0TA 8005-AB | D0TZ 8005-H | D3TA 8005-BAA | D2TZ 8005-B |
| D0TA 8005-AH | D5TZ 8005-G | D3TA 8005-BBA | D2TZ 8005-B |
| D1TS 8005-BA | D3TZ 8005-H | D3TA 8005-BCA | D2TZ 8005-B |
| D2HS 8005-KA | D3TZ 8005-J | D3TA 8005-BCB | D2TZ 8005-B |
| D2TA 8005-AKA | D6TZ 8005-D | D3TA 8005-BDA | D1TZ 8005-D |
| D2UA 8005-RB | D2UZ 8005-D | D3TA 8005-BEA | D8TZ 8005-B |
| D2UA 8005-SB | D2UZ 8005-D | D3TA 8005-BFA | D6TZ 8005-D |
| D2UA 8005-TB | D2UZ 8005-D | D3TA 8005-BSA | D3TZ 8005-F |
| D2UA 8005-UB | D2UZ 8005-D | D3TE 8005-AA | D2TZ 8005-A |
| D2UA 8005-ACA | D3UZ 8005-A | D3UA 8005-AA | D2UZ 8005-A |
| D2UA 8005-ADA | D3UZ 8005-A | D3UA 8005-FA | D3UZ 8005-A |
| D3TA 8005-DA | D8TZ 8005-B | D3UA 8005-GA | D3UZ 8005-A |
| D3TA 8005-KA | C9TZ 8005-B | D3UA 8005-ALA | D3UZ 8005-A |
| D3TA 8005-NA | D3TZ 8005-B | D3UE 8005-AA | D2UZ 8005-A |
| D3TA 8005-UA | C8TZ 8005-A | D4HS 8005-CA | D4HZ 8005-D |
| D3TA 8005-UB | C8TZ 8005-A | D4TA 8005-AA | D3TZ 8005-E |
| D3TA 8005-VA | C8TZ 8005-A | D4TA 8005-BA | D3TZ 8005-E |
| D3TA 8005-VB | C8TZ 8005-A | D4TA 8005-BB | D3TZ 8005-E |
| D3TA 8005-ZA | D3TZ 8005-B | D4TA 8005-BC | D3TZ 8005-E |
| D3TA 8005-AAA | D3TZ 8005-B | D4TA 8005-CA | D3TZ 8005-G |
| D3TA 8005-AAB | D3TZ 8005-B | D4TA 8005-CB | D3TZ 8005-G |
| D3TA 8005-ABA | D3TZ 8005-B | D4TA 8005-DA | D3TZ 8005-G |
| D3TA 8005-ABB | D3TZ 8005-B | D4TA 8005-DB | D3TZ 8005-G |
| D3TA 8005-ACA | D6TZ 8005-D | D4TA 8005-BYA | C7TZ 8005-G |
| D3TA 8005-ADA | D6TZ 8005-D | D4TA 8005-CAA | D3TZ 8005-B |
| D3TA 8005-ADB | D6TZ 8005-D | ED-D4TA 8005-CAA | D3TZ 8005-B |
| D3TA 8005-AEA | D1TZ 8005-E | D4TA 8005-CAB | D3TZ 8005-B |
| D3TA 8005-AFA | D8TZ 8005-B | D4TA 8005-CBA | D3TZ 8005-B |
| D3TA 8005-AGA | D3TZ 8005-A | ED-D4TA 8005-CBA | D3TZ 8005-B |
| D3TA 8005-AHA | D3TZ 8005-A | D4TA 8005-CBB | D3TZ 8005-B |
| D3TA 8005-AJA | D4TZ 8005-E | D4TA 8005-CCA | D3TZ 8005-G |
| D3TA 8005-AJB | D4TZ 8005-E | D4TA 8005-CDA | D3TZ 8005-G |
| D3TA 8005-AKA | C8TZ 8005-AF | D4TA 8005-CEA | D6TZ 8005-D |
| D3TA 8005-AMA | D3TZ 8005-B | | |

1973/79
TRUCK SERIES 100/500

IDENTIFICATION CHART

| IDENTIFICATION | PART NUMBER | IDENTIFICATION | PART NUMBER |
|----------------|-------------|----------------|-------------|
| D4TA 8005-CEB | D6TZ 8005-D | D5UA 8005-HA | D5UZ 8005-C |
| D4TA 8005-CFA | D6TZ 8005-D | D5UA 8005-KA | D5UZ 8005-D |
| D4TA 8005-CFB | D6TZ 8005-D | D5UA 8005-LA | D5UZ 8005-C |
| D4TA 8005-CGA | D3TZ 8005-G | D5UA 8005-MA | D5UZ 8005-C |
| D4TA 8005-CKA | D2TZ 8005-B | D5UA 8005-NA | D5UZ 8005-C |
| D4TA 8005-CUA | D2TZ 8005-B | D5UA 8005-RA | D5UZ 8005-D |
| D4TA 8005-CNA | D8TZ 8005-B | D5UA 8005-SA | D5UZ 8005-D |
| D4TA 8005-CYA | D4TZ 8005-D | D5UA 8005-TA | D5UZ 8005-D |
| D4TA 8005-DFA | D4TZ 8005-A | D5UA 8005-UA | D5UZ 8005-D |
| D4TA 8005-DGA | D8TZ 8005-B | D6TA 8005-CA | D6TZ 8005-C |
| D4TA 8005-DJA | D3TZ 8005-A | D6TA 8005-CB | D6TZ 8005-C |
| D4TA 8005-DLA | D4TZ 8005-C | D6TA 8005-DA | D6TZ 8005-C |
| D4TA 8005-DMA | D4TZ 8005-C | D6TA 8005-EA | D6TZ 8005-C |
| D4TA 8005-DNA | D4TZ 8005-B | D6TA 8005-EB | D6TZ 8005-C |
| D4TA 8005-DTB | D3TZ 8005-E | D6TA 8005-FA | D6TZ 8005-C |
| D4TA 8005-DUA | D6TZ 8005-D | D6TA 8005-VA | D3TZ 8005-B |
| D4TA 8005-DVA | D6TZ 8005-D | D6TA 8005-YA | D6TZ 8005-D |
| D4TA 8005-DYA | D6TZ 8005-D | D6TA 8005-ZA | D6TZ 8005-D |
| D4TA 8005-DZA | D6TZ 8005-D | D6TA 8005-AAA | D6TZ 8005-D |
| D4TA 8005-DAA | D6TZ 8005-D | D6TA 8005-ABA | D6TZ 8005-D |
| D4TA 8005-DBA | D6TZ 8005-D | D6TA 8005-ACA | D6TZ 8005-D |
| D4UA 8005-DSA | D3UZ 8005-A | D6TA 8005-AEA | D6TZ 8005-D |
| D4TA 8005-EBA | D6TZ 8005-D | D6TA 8005-AFA | D6TZ 8005-D |
| D5TA 8005-JA | D5TZ 8005-K | D6TA 8005-AGA | D6TZ 8005-D |
| D5TA 8005-VA | D5TZ 8005-K | D6TA 8005-AHA | D6TZ 8005-D |
| D5TA 8005-YA | D5TZ 8005-K | D6TA 8005-ALA | D3TZ 8005-B |
| D5TA 8005-ZA | D5TZ 8005-K | D6TA 8005-ANA | D3TZ 8005-A |
| D5TA 8005-AAA | D5TZ 8005-K | D6TA 8005-ARA | D3TZ 8005-A |
| D5TA 8005-ABA | D5TZ 8005-A | D6TA 8005-ASA | D6TZ 8005-C |
| D5TA 8005-ACA | D5TZ 8005-A | D6TA 8005-ATA | D0TZ 8005-H |
| D5TA 8005-AMA | D9HZ 8005-D | D6TA 8005-AUA | D6TZ 8005-F |
| D5TA 8005-BAA | D5TZ 8005-K | D6TA 8005-AVA | D6TZ 8005-F |
| D5TA 8005-BBA | D5TZ 8005-K | D6TA 8005-AYA | D3TZ 8005-B |
| D5TA 8005-BCA | D5TZ 8005-K | D6UA 8005-AZA | D6TZ 8005-G |
| D5TA 8005-BEA | D5TZ 8005-K | D6UA 8005-BAA | D6TZ 8005-G |
| D5TA 8005-BGA | D5TZ 8005-K | D7TA 8005-ABA | D3TZ 8005-B |
| D5TA 8005-BHA | D5TZ 8005-K | D7TA 8005-ABB | D3TZ 8005-B |
| D5TA 8005-BJA | D5TZ 8005-K | D7TA 8005-ADA | D3TZ 8005-B |
| D5TA 8005-BKA | D3TZ 8005-B | D7TA 8005-AEA | D6TZ 8005-D |
| D5TA 8005-BLA | D8TZ 8005-B | D7TA 8005-AFA | D6TZ 8005-D |
| D5TA 8005-BMA | D5TZ 8005-K | D7TA 8005-AFB | D6TZ 8005-D |
| D5TA 8005-BNA | D3TZ 8005-B | D7TA 8005-AFC | D6TZ 8005-D |
| D5TA 8005-BRA | D4TZ 8005-D | D7TA 8005-AGA | D6TZ 8005-D |
| D5TA 8005-BSA | D4TZ 8005-D | D7TA 8005-AHA | D6TZ 8005-D |
| D5TA 8005-BTA | D8TZ 8005-B | D7TA 8005-AHB | D6TZ 8005-D |
| D5TA 8005-BUA | D4TZ 8005-A | D7TA 8005-AHC | D6TZ 8005-D |
| D5TE 8005-BFA | D5TZ 8005-K | D7TA 8005-AJA | D5TZ 8005-K |
| D5UA 8005-AA | D5UZ 8005-A | D7TA 8005-BNA | D7TZ 8005-A |
| D5UA 8005-AB | D5UZ 8005-A | D7TA 8005-BRA | D7TZ 8005-A |
| D5UA 8005-DA | D5UZ 8005-B | D7TA 8005-BTA | D7TZ 8005-D |
| D5UA 8005-DB | D5UZ 8005-B | D7TA 8005-BUA | D7TZ 8005-D |
| D5UA 8005-DC | D6TZ 8005-G | D7TA 8005-CFA | D5TZ 8005-K |
| D5UA 8005-EA | D5UZ 8005-A | D7TA 8005-CFB | D7TZ 8005-E |
| D5UA 8005-EB | D5UZ 8005-A | D7TA 8005-CGA | D3TZ 8005-E |
| D5UA 8005-FA | D5UZ 8005-B | D7TA 8005-CGB | D7TZ 8005-E |
| D5UA 8005-FB | D5UZ 8005-B | D7TA 8005-CHA | D3TZ 8005-E |
| D5UA 8005-FC | D6TZ 8005-G | D7TA 8005-CHB | D7TZ 8005-E |

1973/79
TRUCK SERIES 100/500

IDENTIFICATION CHART

| IDENTIFICATION | PART NUMBER | IDENTIFICATION | PART NUMBER |
|----------------|-------------|----------------|-------------|
| D7TA 8005-CJA | D3TZ 8005-E | D8TH 8005-EEA | D8TZ 8005-H |
| D7TA 8005-CJB | D7TZ 8005-E | D8TH 8005-EEB | D8TZ 8005-H |
| D7TA 8005-CKA | D7TZ 8005-B | D8TH 8005-EFA | D8TZ 8005-H |
| D7TA 8005-CKB | D7TZ 8005-E | D8TH 8005-FAA | D8TZ 8005-F |
| D7TA 8005-CNA | D0TZ 8005-H | D8TH 8005-FBA | D8TZ 8005-F |
| D7TA 8005-CSA | D4TZ 8005-A | D8TH 8005-FCA | D8TZ 8005-F |
| D7TA 8005-CSB | D3TZ 8005-B | D8TH 8005-FDA | D8TZ 8005-F |
| D7TA 8005-CVA | D4TZ 8005-A | D8TH 8005-FEA | D8TZ 8005-A |
| D7TA 8005-CZA | D7TZ 8005-C | D8TH 8005-FFA | D8TZ 8005-A |
| D7TA 8005-DBA | D4TZ 8005-A | D8TH 8005-FGA | D8TZ 8005-A |
| D7TA 8005-DCA | D3TZ 8005-A | D8TH 8005-FHA | D8TZ 8005-A |
| D7TA 8005-DDA | D4TZ 8005-A | D8TH 8005-GAA | D8TZ 8005-G |
| D7TA 8005-DEA | D6TZ 8005-D | D8TH 8005-GBA | D8TZ 8005-G |
| D7TA 8005-DFA | D3TZ 8005-B | D8TH 8005-GCA | D8TZ 8005-G |
| D7TA 8005-DFB | D3TZ 8005-B | D8TH 8005-GDA | D8TZ 8005-G |
| D7TA 8005-DGA | D3TZ 8005-B | D8TH 8005-GEA | D8TZ 8005-G |
| D7TA 8005-DHA | D3TZ 8005-B | D8UH 8005-AA | D8UZ 8005-D |
| D7UA 8005-BVA | D7UZ 8005-B | D8UH 8005-BA | D8UZ 8005-D |
| D7UA 8005-BZA | D7UZ 8005-B | D8UH 8005-CA | D8UZ 8005-D |
| D7UA 8005-BZB | D7UZ 8005-B | D8UH 8005-DA | D8UZ 8005-D |
| D7UA 8005-CAA | D7UZ 8005-B | D8UH 8005-EA | D8UZ 8005-E |
| D7UA 8005-CAB | D9UZ 8005-D | D8UH 8005-EB | D7UZ 8005-A |
| D7UA 8005-CBA | D7UZ 8005-C | D8UH 8005-FA | D8UZ 8005-E |
| D7UA 8005-CCA | D7UZ 8005-C | D8UH 8005-GA | D8UZ 8005-F |
| D7UA 8005-CDA | D7UZ 8005-B | D8UH 8005-HA | D8UZ 8005-C |
| D7UA 8005-CEA | D7UZ 8005-B | D8UH 8005-JA | D8UZ 8005-F |
| D7UA 8005-CEB | D7UZ 8005-B | D8UH 8005-KA | D8UZ 8005-C |
| D7UA 8005-CRA | D5UZ 8005-C | D8UH 8005-LA | D8UZ 8005-C |
| D8TA 8005-AA | D7UZ 8005-A | D8UH 8005-LB | D8UZ 8005-C |
| D8TA 8005-AB | D7UZ 8005-A | D8UH 8005-MA | D8UZ 8005-B |
| D8TA 8005-BA | D7UZ 8005-A | D8UH 8005-NA | D8UZ 8005-B |
| D8TA 8005-BB | D7UZ 8005-A | D8UH 8005-PA | D8UZ 8005-A |
| D8TH 8005-AAA | D8TZ 8005-D | D8UH 8005-RA | D8UZ 8005-A |
| D8TH 8005-ABA | D9TZ 8005-D | D8UH 8005-SA | D8UZ 8005-C |
| D8TH 8005-ACA | D9TZ 8005-D | D8UH 8005-TA | D8UZ 8005-C |
| D8TH 8005-ADA | D9TZ 8005-D | D9TH 8005-AA | D9TZ 8005-A |
| D8TH 8005-AEA | D8TZ 8005-C | D9TH 8005-BA | D9TZ 8005-A |
| D8TH 8005-AFA | D8TZ 8005-C | D9TH 8005-CA | D9TZ 8005-A |
| D8TH 8005-AGA | D8TZ 8005-H | D9TH 8005-DA | D9TZ 8005-A |
| D8TH 8005-AHA | D8TZ 8005-H | D9TH 8005-EA | D9TZ 8005-C |
| D8TH 8005-BAA | D8TZ 8005-C | D9TH 8005-FA | D9TZ 8005-C |
| D8TH 8005-BBA | D8TZ 8005-C | D9TH 8005-GA | D9TZ 8005-B |
| D8TH 8005-BCA | D8TZ 8005-C | D9TH 8005-HA | D9TZ 8005-B |
| D8TH 8005-BDA | D8TZ 8005-C | D9TH 8005-JA | D9TZ 8005-C |
| D8TH 8005-BEA | D8TZ 8005-B | D9TH 8005-KA | D9TZ 8005-C |
| D8TH 8005-BFA | D8TZ 8005-B | D9TH 8005-LA | D9TZ 8005-C |
| D8TH 8005-BGA | D8TZ 8005-B | D9TH 8005-MA | D9TZ 8005-C |
| D8TH 8005-BHA | D8TZ 8005-B | D9TH 8005-NA | D9TZ 8005-D |
| D8TH 8005-CAA | D8TZ 8005-E | D9TH 8005-PA | D9TZ 8005-D |
| D8TH 8005-CBA | D8TZ 8005-E | D9TH 8005-RA | D9TZ 8005-D |
| D8TH 8005-DAA | D8TZ 8005-B | D9TH 8005-SA | D9TZ 8005-D |
| D8TH 8005-DBA | D8TZ 8005-B | D9TH 8005-TA | D9TZ 8005-E |
| D8TH 8005-DCA | D8TZ 8005-B | D9TH 8005-UA | D9TZ 8005-D |
| D8TH 8005-DDA | D8TZ 8005-J | D9TH 8005-VA | D9TZ 8005-D |
| D8TH 8005-EAA | D7TZ 8005-C | D9TH 8005-XA | D9TZ 8005-D |
| D8TH 8005-EBA | D8TZ 8005-H | D9TH 8005-YA | D9TZ 8005-D |
| D8TH 8005-ECA | D8TZ 8005-H | D9TH 8005-ZA | D9TZ 8005-E |
| D8TH 8005-EDA | D8TZ 8005-H | D9UH 8005-AA | D8UZ 8005-D |
| D8TH 8005-EDB | D8TZ 8005-H | D9UH 8005-BA | D8UZ 8005-D |

1973/79
TRUCK SERIES 100/500

IDENTIFICATION CHART

| IDENTIFICATION | PART NUMBER | IDENTIFICATION | PART NUMBER |
|----------------|-------------|----------------|-------------|
| D9UH 8005-CA | D8UZ 8005-C | D9UH 8005-VA | D9UZ 8005-C |
| D9UH 8005-DA | D8UZ 8005-C | D9UH 8005-XA | D9UZ 8005-C |
| D9UH 8005-EA | D8UZ 8005-C | D9UH 8005-YA | D9UZ 8005-C |
| D9UH 8005-FA | D8UZ 8005-B | D9UH 8005-ZA | D9UZ 8005-D |
| D9UH 8005-GA | D8UZ 8005-B | D9UH 8005-AAA | D9UZ 8005-D |
| D9UH 8005-HA | D9UZ 8005-A | D9UH 8005-ABA | D9UZ 8005-D |
| D9UH 8005-JA | D9UZ 8005-A | D9UH 8005-ACA | D9UZ 8005-D |
| D9UH 8005-KA | D9UZ 8005-A | D9UH 8005-ADA | D9UZ 8005-D |
| D9UH 8005-LA | D9UZ 8005-A | D9UH 8005-AEA | D9UZ 8005-D |
| D9UH 8005-MA | D9UZ 8005-B | D9UH 8005-AFA | D9UZ 8005-D |
| D9UH 8005-NA | D9UZ 8005-B | D9UH 8005-AGA | D9UZ 8005-D |
| D9UH 8005-PA | D9UZ 8005-C | D9UH 8005-AHA | D9UZ 8005-B |
| D9UH 8005-RA | D9UZ 8005-C | D9UH 8005-AJA | D9UZ 8005-B |
| D9UH 8005-SA | D9UZ 8005-C | D9UH 8005-AKA | D9UZ 8005-B |
| D9UH 8005-TA | D9UZ 8005-C | D9UH 8005-ALA | D7UZ 8005-A |
| D9UH 8005-UA | D9UZ 8005-C | D9UH 8005-AMA | D9UZ 8005-B |

| YEAR | MODEL/RESTRICTIONS | QUANTITY | | | | PART NUMBER | DESCRIPTION | | |
|------|--------------------|----------------------|-----------------------|---------------------|-----|-------------|-------------------------|----------------------------|------------------------|
| | | STD. COOL- ING | EXTRA COOL- ING | H/D COOL- ING | A/C | | CORE HEIGHT (INCHES) | CORE THICKNESS (INCHES) | CORE WIDTH (INCHES) |

8005 RADIATOR

B SERIES

| | | | | | | | | | |
|----|--|---|---|--|--|---|---------|---------|---------|
| 73 | B500 -- 6 cyl. 300- "Before Ser. Q80,001" | 1 | 1 | | | C7TZ 8005-D | 23 | 1 3/4 | 26 1/2 |
| | B500 -- 6 cyl. 300 - "From Ser. Q80,001" | 1 | 1 | | | D3TZ 8005-F | 23 5/16 | 1 3/4 | 26 1/4 |
| | B500 -- 8 cyl. 330 | 1 | | | | C7TZ 8005-G | 24 3/8 | 1 3/4 | 26 3/8 |
| 74 | B500 -- 6cyl. 300 | 1 | 1 | | | D3TZ 8005-F | 23 5/16 | 1 3/4 | 26 1/4 |
| | B500 -- 8 cyl. 330 | 1 | | | | C7TZ 8005-G | 24 3/8 | 1 3/4 | 26 3/8 |
| | B500 -- 8 cyl. 330 | | 1 | | | D5TZ 8005-G | 24 9/16 | 2 5/16 | 26 1/4 |
| 75 | B500 -- 6 cyl. 300 | 1 | 1 | | | D3TZ 8005-F | 23 5/16 | 1 3/4 | 26 1/4 |
| | B500 -- 8 cyl. 330 | 1 | | | | C7TZ 8005-G | 24 3/8 | 1 1/4 | 26 3/8 |
| | B500 -- 8 cyl. 330 | | 1 | | | D0TZ 8005-J | 24 3/8 | 2 3/8 | 26 3/8 |
| 76 | B500 -- 6 cyl. 300 | 1 | 1 | | | D3TZ 8005-F | 23 5/16 | 1 3/4 | 26 1/4 |
| | B500 -- 8 cyl. 330 | 1 | | | | D5TZ 8005-F | 24 1/4 | 1 1/4 | 26 1/4 |
| | B500 -- 8 cyl. 330 | | 1 | | | D5TZ 8005-G | 24 9/16 | 2 5/16 | 26 1/4 |
| 77 | B500 -- 6 cyl. 300 | 1 | 1 | | | D3TZ 8005-F | 23 5/16 | 1 3/4 | 26 1/4 |
| | B500 -- 8 cyl. 330 exc. 83DBA | 1 | | | | D9HZ 8005-D | 24 5/8 | 2 17/64 | 26 7/16 |
| | B500 -- 8 cyl. 330 and 83DBA | 1 | | | | ★ D5TZ 8005-H r/b D9HZ 8005-D (11/79) | 24 5/16 | 1 1/4 | 26 1/4 |
| | B500 -- 8 cyl. 330 | | 1 | | | D9HZ 8005-D | 24 5/8 | 2 17/64 | 26 7/16 |

E SERIES

| | | | | | | | | | |
|----|---|---|---|---|--|-------------|--------|-------|--------|
| 73 | E100/300 -- 6 cyl. 240 and M/T | 1 | | | | D2UZ 8005-A | 17 3/8 | 1 1/4 | 20 1/4 |
| | E100/300 -- 6 cyl. 240 and A/T | 1 | | | | D3UZ 8005-A | 18 3/8 | 1 1/4 | 23 7/8 |
| | E100/300 -- 6 cyl. 240 and M/T | | 1 | | | | | | |
| | E100/300 -- 6 cyl. 300 | 1 | | | | | | | |
| | E100/300 -- 8 cyl. 302 | 1 | | | | | | | |
| | E100/300 -- 6 cyl. 240 and A/T | | 1 | | | D2UZ 8005-D | 18 3/4 | 2 | 26 1/4 |
| | E100/300 -- 6 cyl. 300 E100/300 -- 8 cyl. 302 E100/300 -- 8 cyl. 302 with or w/o aux. evaporator | | | 1 | | | | | |

**1973/79
TRUCK SERIES 100/500**

| YEAR | MODEL/RESTRICTIONS | QUANTITY | | | | PART NUMBER | DESCRIPTION | | |
|-------------------------------|--|----------------------|-----------------------|---------------------|-----|-------------|-----------------------------|--------------------------------|----------------------------|
| | | STD. COOL- ING | EXTRA COOL- ING | H/D COOL- ING | A/C | | CORE HEIGHT (INCHES) | CORE THICKNESS (INCHES) | CORE WIDTH (INCHES) |
| 8005 RADIATOR — Cont'd | | | | | | | | | |
| E SERIES | | | | | | | | | |
| 74 | E100/300 -- 6 cyl. 240 and M/T | 1 | | | | D2UZ 8005-A | 17 3/8 | 1 1/4 | 20 1/4 |
| | E100/300 -- 6 cyl. 340 and A/T | 1 | | | | D3UZ 8005-A | 18 3/8 | 1 1/4 | 23 7/8 |
| | E100/300 -- 6 cyl. 240 and M/T | | 1 | | | | | | |
| | E100/300 -- 6 cyl. 300 | 1 | | | | | | | |
| | E100/300 -- 8 cyl. 302 | 1 | | | | | | | |
| | E100/300 -- 6 cyl. 240 and A/T | | 1 | | | D2UZ 8005-D | 18 3/4 | 2 | 26 1/4 |
| | E100/300 -- 6 cyl. 300 | | 1 | | | | | | |
| | E100/300 -- 8 cyl. 302 | | 1 | | | | | | |
| | E100/300 -- 8 cyl. 302 with or w/o aux. evaporator | | | | 1 | | | | |
| 75 | E100/250 -- 6 cyl. 300 and M/T | 1 | 1 | | | D9UZ 8005-C | 18 35/64 | 1 17/64 | 23 53/64 |
| | E100/350 -- 6 cyl. 300 A/T and/or trailer towing package | 1 | 1 | | | D5UZ 8005-B | 19 3/4 | 1 1/4 | 26 1/4 |
| | E100/350 -- 8 cyl. 351 and/or trailer towing package | 1 | 1 | | | D8UZ 8005-C | 19 3/4 | 1 1/4 | 26 7/32 |
| | E100/350 -- 8 cyl. 351 and/or trailer towing package | | | | 1 | D8UZ 8005-A | 21 5/8 | 2 | 30 3/8 |
| | E250/350 -- 8 cyl. 460 and/or trailer towing package | 1 | 1 | | 1 | | | | |
| 76 | E100/350 -- 6 cyl. 300 with M/T | 1 | 1 | | | D9UZ 8005-C | 18 35/64 | 1 17/64 | 23 53/64 |
| | E100/350 -- 6 cyl. 300 with A/T and/or trailer towing package | 1 | 1 | | | | | | |
| | E100/350 -- 8 cyl. 351 | 1 | 1 | | | D8UZ 8005-C | 19 3/4 | 1 1/4 | 26 7/32 |
| | E100/350 -- 8 cyl. 351 | | | | 1 | D8UZ 8005-A | 21 41/64 | 1 61/64 | 30 13/32 |
| | E250/350 -- 8 cyl. 460 | 1 | 1 | | 1 | | | | |
| 77 | E100/350 -- 6 cyl. 300 | 1 | 1 | | | D9UZ 8005-C | 18 35/64 | 1 17/64 | 23 53/64 |
| | E100/350 -- 6 cyl. 300 | | | | 1 | D9UZ 8005-B | 21 | 1 17/64 | 26 7/32 |
| | E100/350 -- 8 cyl. 351- "Before Ser. 040,001" | 1 | 1 | | | D8UZ 8005-C | 19 3/4 | 1 1/4 | 26 7/32 |
| | E100/350 -- 8 cyl. 351 "From Ser. 040,001" | 1 | 1 | | | D7UZ 8005-B | 19 3/4 | 1 1/4 | 26 1/4 |
| | E100/350 -- 8 cyl. 351 with or without trailer tow. pkg. - "Before Ser. 040,001" | | | 1 | 1 | D8UZ 8005-A | 21 41/64 | 1 61/64 | 30 13/32 |
| | E100/350 -- 8 cyl. 351 with or without trailer tow pkg. "From Ser. 040,001" | | | 1 | 1 | D9UZ 8005-A | 19 3/4 | 1 15/16 | 26 7/32 |
| | E250/350 -- 8 cyl. 460 | 1 | 1 | 1 | 1 | D8UZ 8005-A | 21 41/64 | 1 61/64 | 30 13/32 |
| 78 | E100/350 -- 6 cyl. 300 | 1 | 1 | | | D9UZ 8005-C | 18 35/64 | 1 17/64 | 23 53/64 |
| | E100/350 -- 6 cyl. 300 A/T | | | | 1 | D9UZ 8005-B | 21 | 1 17/64 | 26 7/32 |
| | E100/350 -- 8 cyl. 351, M/T | 1 | 1 | | | D9UZ 8005-C | 18 35/64 | 1 17/64 | 23 53/64 |
| | E100/350 -- 8 cyl. 351, A/T | 1 | 1 | | | D8UZ 8005-C | 19 3/4 | 1 1/4 | 26 7/32 |
| | E100/350 -- 8 cyl. 351, M/T | | | 1 | 1 | | | | |
| | E100/350 -- 8 cyl. 351, A/T | | | 1 | 1 | D9UZ 8005-A | 19 3/4 | 1 15/16 | 26 7/32 |
| | E100/350 -- 8 cyl. 460 | 1 | 1 | 1 | 1 | D8UZ 8005-A | 21 41/64 | 1 61/64 | 30 13/32 |

1973/79
TRUCK SERIES 100/500

| YEAR | MODEL/RESTRICTIONS | QUANTITY | | | | PART NUMBER | DESCRIPTION | | |
|---|---|----------------------|-----------------------|---------------------|-------------|--------------|-------------------------|----------------------------|------------------------|
| | | STD. COOL- ING | EXTRA COOL- ING | H/D COOL- ING | A/C | | CORE HEIGHT (INCHES) | CORE THICKNESS (INCHES) | CORE WIDTH (INCHES) |
| 8005 RADIATOR — Cont'd | | | | | | | | | |
| E SERIES | | | | | | | | | |
| 79 | E100/350 -- 6 cyl. 300 | 1 | 1 | | | D9UZ 8005-C | 18 35/64 | 1 17/64 | 23 53/64 |
| | E100/350 -- 6 cyl. 300 | | | 1 | 1 | D9UZ 8005-B | 21 | 1 17/64 | 26 7/32 |
| | E100/250 -- 8 cyl. 302, M/T | 1 | 1 | | | D9UZ 8005-D | 18 35/64 | 1 17/64 | 23 53/64 |
| | E100/250 -- 8 cyl. 302, A/T | 1 | 1 | | | D8UZ 8005-C | 19 3/4 | 1 1/4 | 26 7/32 |
| | E100/250 -- 8 cyl. 302, M/T | | | 1 | | D9UZ 8005-A | 19 3/4 | 1 15/16 | 26 7/32 |
| | E100/250 -- 8 cyl. 302, A/T | | | 1 | 1 | | | | |
| | E100/350 -- 8 cyl. 351, M/T | 1 | 1 | | | D9UZ 8005-D | 18 35/64 | 1 17/64 | 23 53/64 |
| | E100/350 -- 8 cyl. 351, A/T | 1 | 1 | | | D8UZ 8005-C | 19 3/4 | 1 1/4 | 26 7/32 |
| | E100/350 -- 8 cyl. 351, M/T | | | 1 | 1 | | | | |
| | E100/350 -- 8 cyl. 351, A/T | | | 1 | 1 | D9UZ 8005-A | 19 3/4 | 1 15/16 | 26 7/32 |
| | E250/350 -- 8 cyl. 460 | 1 | 1 | 1 | 1 | D8UZ 8005-A | 21 41/64 | 1 61/64 | 30 13/32 |
| F SERIES | | | | | | | | | |
| 73 | F100 -- 2/W/D and 6 cyl. 240 with M/T | 1 | | | | D2TZ 8005-A | 17 3/8 | 1 1/4 | 20 1/4 |
| | F100 -- 2/W/D and 6 cyl. 240 with A/T | 1 | | | | D9TZ 8005-C | 18 35/64 | 1 17/64 | 23 53/64 |
| | F100/250 -- 2/W/D and 6 cyl. 300 with A/T | 1 | | | | | | | |
| | F100 -- 2/W/D and 6 cyl. 240 with M/T | | 1 | | | D8TZ 8005-D | 18 15/16 | | 18 29/64 |
| | F100/250 -- 2/W/D and 6 cyl. 300 with M/T | 1 | | | | | | | |
| | F100 -- 2/W/D and 6 cyl. 240 with A/T | | 1 | | | D8TZ 8005-E | 19 3/4 | | 26 7/32 |
| | F100/250 -- 2/W/D and 6 cyl. 300 | | 1 | | | | | | |
| | F100/250 -- 4/W/D and 6 cyl. 240, 300 | 1 | | | | D6TZ 8005-C | 18 1/2 | 1 1/4 | 23 13/16 |
| | F350 -- 6 cyl. 300 and M/T with single r/wheels | 1 | | | | | | | |
| | F100/250 -- 4/W/D and 6 cyl. 240, 300 | | 1 | | | C8TZ 8005-AF | 19 3/4 | 1 3/4 | 26 1/4 |
| | F100 -- 2/W/D and 8 cyl. 302 | 1 | | | | D8TZ 8005-B | 18 35/64 | | 23 13/16 |
| F100 -- 2/W/D and 8 cyl. 302 w/o trailer towing package | | 1 | | 1 | D3TZ 8005-B | 19 3/4 | | 26 1/4 | |
| F100/250 -- 2/W/D and 8 cyl. 360, 390 or trailer towing package | | 1 | | 1 | | | | | |
| F100/250 -- 2/W/D and 8 cyl. 302, 360, 390 - w/trailer towing package | 1 | | | 1 | | | | | |
| "Before Ser. S40,001" | | | | | | | | | |

**1973/79
TRUCK SERIES 100/500**

SECTION 80 7

| YEAR | MODEL/RESTRICTIONS | QUANTITY | | | | PART NUMBER | DESCRIPTION | | |
|-------------------------------|---|----------------------|-----------------------|---------------------|-----|-------------|-------------------------|----------------------------|------------------------|
| | | STD. COOL- ING | EXTRA COOL- ING | H/D COOL- ING | A/C | | CORE HEIGHT (INCHES) | CORE THICKNESS (INCHES) | CORE WIDTH (INCHES) |
| 8005 RADIATOR — Cont'd | | | | | | | | | |
| F SERIES | | | | | | | | | |
| 73 | F100/250 -- 2/W/D and 8 cyl. 360,390 | 1 | | | | D3TZ 8005-A | 18 1/2 | | 23 13/16 |
| | F100/250 -- 2/W/D and 8 cyl. 360,390 w/Super X/C-- F250 -- 4/W/D and 8 cyl. 360 w/Super X/C-- "Before Ser. Q40,001" | | | 1 | | D3TZ 8005-D | 24 3/16 | 1 3/4 | 26 1/4 |
| | F100/250 -- 2/W/D and 8 cyl. 360,390 w/Super X/C-- F250 -- 4/W/D and 8 cyl. 360 w/Super X/C-- "From Ser. Q40,001" | | | 1 | | D3TZ 8005-G | 24 11/16 | 2 5/8 | 26 1/4 |
| | F350 -- 8 cyl. 360,390 2/B w/trailer towing package or campers | | | 1 | | | | | |
| | F100/250 -- 4/W/D and 8 cyl. 360 with M/T-- "Before Ser. R80,001" | 1 | 1 | | | D6TZ 8005-D | 19 3/4 | 1 15/16 | 26 1/4 |
| | F100/250 -- 4/W/D and 8 cyl. 360 with M/T F350 -- 8 cyl. 360, 390 2/B with M/T | 1 | 1 | | 1 | | | | |
| | F100/250 -- 4/W/D and 8 cyl. 360 with A/T | 1 | 1 | | 1 | D6TZ 8005-D | 19 3/4 1 | 1 15/16 | 26 1/4 |
| | F100/250 -- 8 cyl. 460 and A/T F350 -- 8 cyl. 460 and A/T F100 -- 8 cyl. 460-- "From Ser. S40,001" | 1 | | | | D3TZ 8005-E | 24 11/16 | 1 61/64 | 26 11/16 |
| | F250 -- 8 cyl. 460 "From Ser. T80,001" | 1 | | | | | | | |
| | F100/250 -- 8 cyl. 460 and A/T w/ trailer towing pkg. | | | 1 | | | | | |
| | F100/250 -- 8 cyl. 460 and A/T with Super X/C, A/C or trailer towing package | | | 1 | 1 | D3TZ 8005-G | 24 11/16 | 2 5/8 | 26 1/4 |
| | F350 -- 6 cyl. 300 and M/T-- w/single r/wheels | | 1 | | | C9TZ 8005-A | 19 3/4 | 1 1/4 | 26 1/4 |
| | F350 -- 6 cyl. 300 and M/T w/dual r/wheels | 1 | | | | | | | |
| | F350 -- 6 cyl. 300 and A/T | 1 | | | | | | | |
| | F350 -- 6 cyl. 300 and A/T F350 -- 6 cyl. 300 and M/T-- w/dual r/wheels | | 1 | | | C8TZ 8005-D | 24 1/4 | 1 3/4 | 26 1/4 |
| | F350 -- 8 cyl. 360, 390--M/T | 1 | | | | D6TZ 8005-D | 19 3/4 | 1 15/16 | 26 1/4 |
| | F350 -- 8 cyl. 360, 390 and A/T | 1 | | | | C9TZ 8005-D | 19 3/4 | 2 | 26 1/4 |
| | F350 -- 8 cyl. 360,390 2/B | | 1 | | 1 | D3TZ 8005-G | 24 11/16 | 2 5/8 | 26 1/4 |
| | F500 -- 6 cyl. 300 | 1 | 1 | | | D3TZ 8005-F | 23 5/16" | 1 3/4" | 26 1/4" |
| | F500 -- 8 cyl. 330 and M/T | 1 | | | | C7TZ 8005-G | 24 3/8 | 1 1/4 | 26 3/8 |
| | F500 -- 8 cyl. 300 and M/T | | 1 | | | D5TZ 8005-C | 24 1/2 | 2 5/16 | 26 1/2 |

1973/79
TRUCK SERIES 100/500

| YEAR | MODEL/RESTRICTIONS | QUANTITY | | | | PART NUMBER | DESCRIPTION | | |
|------------------------|--|----------------------|-----------------------|---------------------|-----|--------------|-------------------------|----------------------------|------------------------|
| | | STD. COOL- ING | EXTRA COOL- ING | H/D COOL- ING | A/C | | CORE HEIGHT (INCHES) | CORE THICKNESS (INCHES) | CORE WIDTH (INCHES) |
| 8005 RADIATOR — Cont'd | | | | | | | | | |
| F SERIES | | | | | | | | | |
| 74 | F100 -- 2/W/D and 6 cyl. 240 with M/T | 1 | | | | D2TZ 8005-A | 17 3/8 | 1 1/4 | 20 1/4 |
| | F100 -- 2/W/D and 6 cyl. 240 with A/T | 1 | | | | D9TZ 8005-C | 18 35/64 | 1 17/64 | 23 53/64 |
| | F100/250 -- 2/W/D and 6 cyl. 300 with A/T | 1 | | | | | | | |
| | F100 -- 2/W/D and 6 cyl. 240 with M/T | | 1 | | | D0TZ 8005-H | 18 3/8 | 1 1/4 | 18 1/2 |
| | F100/250 -- 2/W/D and 6 cyl. 300 with M/T without T/E | 1 | | | | | | | |
| | F100 -- 2/W/D and 6 cyl. 300 with M/T and T/E | 1 | | | | D4TZ 8005-B | 18 1/2 | | 23 7/8 |
| | F100 -- 2/W/D and 6 cyl. 240 with A/T | | 1 | | | C8TZ 8005-A | 19 3/4 | | 26 1/4 |
| | F100/250 -- 2/W/D and 6 cyl. 300 | | 1 | | | | | | |
| | F100/250 -- 4/W/D and 6 cyl. 240,300 | 1 | | | | C9TZ 8005-B | 18 1/4 | 1 1/4 | 23 3/4 |
| | F100/250 -- 4/W/D and 6 cyl. 240,300 | | 1 | | | C8TZ 8005-AF | 19 3/4 | 1 3/4 | 26 1/4 |
| | F100 -- 2/W/D and 8 cyl. 302 | 1 | | | | D8TZ 8005-B | 18 35/64 | | 23 13/16 |
| | F100 -- 2/W/D and 8 cyl. 302 | | 1 | | 1 | D3TZ 8005-B | 19 3/4 | | 26 1/4 |
| | F100/250 -- 2/W/D and 8 cyl. 360,390 2/B without T/E | | 1 | | 1 | | | | |
| | F250 -- 2/W/D and 8 cyl. 390 4/B | 1 | 1 | | | | | | |
| | F250 -- 8 cyl. 460- "Before Ser. T80,001" | 1 | | | | | | | |
| | F100 -- 2/W/D and 8 cyl. 360 w/trailer towing pkg. and T/E | | 1 | | 1 | D4TZ 8005-D | 24 5/8 | | 26 1/4 |
| | F100/250 -- 2/W/D and 8 cyl. 360, 390 2/B without T/E | 1 | | | | D3TZ 8005-A | 18 1/2 | | 23 13/16 |
| | F100 -- 2/W/D and 8 cyl. 360 with M/T and T/E | 1 | | | | | | | |
| | F100 -- 2/W/D and 8 cyl. 360 with A/T and T/E | 1 | | | | D8TZ 8005-A | 19 3/4 | | 26 1/4 |
| | F100/250 -- 2/W/D and 8 cyl. 360, 390 2/B w/Super X/C | | | 1 | | D3TZ 8005-G | 24 11/16 | 2 5/8 | 26 1/4 |
| | F250 -- 4/W/D and 8 cyl. 360 | | | 1 | | | | | |
| | F350 -- 8 cyl. 360, 390 2/B w/trailer towing pkg. or campers | | | 1 | | | | | |
| | F100/250 -- 4/W/D and 8 cyl. 360 with M/T | 1 | | | | D6TZ 8005-D | 19 3/4 | 1 15/16 | 26 1/4 |
| | F350 -- 8 cyl. 360, 390 2/B with M/T | 1 | | | | | | | |
| | F100/250 -- 4/W/D and 8 cyl. 360 with A/T | 1 | 1 | | 1 | | | | |
| | F100/250 -- 4/W/D and 8 cyl. 360 with M/T | | 1 | | 1 | | | | |
| | F350 -- 8 cyl. 390 4/B | 1 | | | | | | | |

1973/79
TRUCK SERIES 100/500

| YEAR | MODEL/RESTRICTIONS | QUANTITY | | | | PART NUMBER | DESCRIPTION | | |
|-------------------------------|---|----------------------|-----------------------|---------------------|-----|---|-------------------------|----------------------------|------------------------|
| | | STD. COOL- ING | EXTRA COOL- ING | H/D COOL- ING | A/C | | CORE HEIGHT (INCHES) | CORE THICKNESS (INCHES) | CORE WIDTH (INCHES) |
| 8005 RADIATOR — Cont'd | | | | | | | | | |
| F SERIES | | | | | | | | | |
| 74 | F100/250 -- 8 cyl. 460 and A/T | | 1 | | | D3TZ 8005-E | 24 11/16 | 1 61/64 | 26 7/32 |
| | F350 -- 8 cyl. 460 and A/T "From Ser. T80,001" | 1 | | | | | | | |
| | F100 -- 8 cyl. 460 | 1 | | | | | | | |
| | F100/250 -- 8 cyl. 460 and A/T with trailer towing pkg. | | 1 | | | | | | |
| | F100/250 -- 8 cyl. 460 and A/T with Super X/C,A/C or trailer towing package | | | 1 | 1 | D3TZ 8005-G | 24 11/16 | 2 5/8 | 26 1/4 |
| | F350 -- 8 cyl. 460 and A/T | | 1 | 1 | 1 | | | | |
| | F250 -- 8 cyl. 390 4/B | | 1 | 1 | 1 | | | | |
| | F350 -- 8 cyl. 390 4/B | | 1 | 1 | 1 | | | | |
| | F350 -- 6 cyl. 300 and M/T-w/single rear wheels | | 1 | | | C9TZ 8005-A | 19 3/4 | 1 1/4 | 26 1/4 |
| | F350 -- 6 cyl. 300 and M/T w/dual rear wheels | 1 | | | | | | | |
| | F350 -- 6 cyl. 300 and A/T | 1 | | | | | | | |
| | F350 -- 6 cyl. 300 and A/T w/dual rear wheels | | | 1 | | C8TZ 8005-D | 24 1/4 | 1 3/4 | 26 1/4 |
| | F350 -- 6 cyl. 300 and M/T-w/dual rear wheels | | | 1 | | | | | |
| | F350 -- 8 cyl. 360, 390 M/T | 1 | | | | D6TZ 8005-D | 19 3/4 | 1 15/16 | 26 1/4 |
| | F350 -- 8 cyl. 360,390 and A/T | 1 | | | | C9TZ 8005-D | 19 3/4 | 2 | 26 1/4 |
| | F350 -- 8 cyl. 360,390 2/B | | 1 | | 1 | D3TZ 8005-G | 24 11/16 | 2 5/8 | 26 1/4 |
| | F500 -- 6 cyl. 300 | 1 | 1 | | | D3TZ 8005-F | 23 5/16 | 1 3/4 | 26 1/4 |
| | F500 -- 8 cyl. 330 and M/T | 1 | | | | C7TZ 8005-G | 24 3/8 | 1 3/4 | 26 3/8 |
| | F500 -- 8 cyl. 330 and M/T | | 1 | | | D5TZ 8005-C | 24 1/2 | 2 5/16 | 26 1/2 |
| 75 | F100/250 -- 2/W/D and 6 cyl. 300 with A/T | 1 | | | | D9TZ 8005-C | 18 35/64 | 1 17/64 | 23 53/64 |
| | F100/250 -- 2/W/D and 6 cyl. 300 with M/T without T/E | 1 | | | | ★ D8TZ 8005-D r/b D9TZ 8005-B(11/79) | 18 15/16 | | 18 29/64 |
| | F100 -- 2/W/D and 6 cyl. 300 M/T and T/E | 1 | | | | D4TZ 8005-B | 18 1/2 | | 23 7/8 |
| | F150/250 -- 6 cyl. 300 and M/T | 1 | | | | | | | |
| | F100/250 -- 2/W/D and 6 cyl. 300 | | 1 | | | C8TZ 8005-A | 19 3/4 | | 26 1/4 |
| | F100/250 -- 4/W/D and 6 cyl. 300 | 1 | | | | C9TZ 8005-B | 18 1/4 | 1 1/4 | 23 3/4 |
| | F350 -- 6 cyl. 300 and M/T-w/single rear wheels | 1 | | | | | | | |
| | F100/250 -- 4/W/D and 6 cyl. 300 | | 1 | | | C8TZ 8005-AF | 19 3/4 | 1 3/4 | 26 1/4 |
| | F100 -- 2/W/D and 8 cyl. 302- | 1 | | | | D8TZ 8005-B | 18 35/64 | | 23 13/16 |
| | F100 -- 2/W/D and 302-A/T- "From Ser. W40,001" | 1 | | | | | | | |
| | F100 -- 2/W/D and 8 cyl. 302 | | 1 | | 1 | D3TZ 8005-B | 19 3/4 | | 26 1/4 |
| | F100/250 -- 2/W/D and 8 cyl. 360,390 2/B without T/E | | 1 | | 1 | | | | |
| | F150/250 -- 2/W/D and 8 cyl. 390 4/B | 1 | 1 | | | | | | |
| | F150 -- 8 cyl. 390 4/B | | | | 1 | | | | |
| | F100 -- 2/W/D and 8 cyl. 390 2/B | 1 | | | | | | | |

1973/79
TRUCK SERIES 100/500

| YEAR | MODEL/RESTRICTIONS | QUANTITY | | | | PART NUMBER | DESCRIPTION | | |
|-------------------------|---|----------------------|-----------------------|---------------------|-----|-------------|-------------------------|----------------------------|------------------------|
| | | STD. COOL- ING | EXTRA COOL- ING | H/D COOL- ING | A/C | | CORE HEIGHT (INCHES) | CORE THICKNESS (INCHES) | CORE WIDTH (INCHES) |
| 8005 RADIATOR -- Cont'd | | | | | | | | | |
| F SERIES | | | | | | | | | |
| 75 | F100 -- 2/W/D and 8 cyl. 360- with T/E w/o trailer towing package | | 1 | | 1 | D4TZ 8005-C | 24 5/8 | | 26 1/4 |
| | F100/250 -- 2/W/D and 8 cyl. 360 without T/E- "Before Ser. W40,001" | 1 | | | | D3TZ 8005-A | 18 1/2 | | 23 13/16 |
| | F100 -- 2/W/D and 8 cyl. 360- M/T Calif. | 1 | | | | | | | |
| | F100 -- 2/W/D and 8 cyl. 360,390 2/B w/Super X/C- "Before Ser. W00,001" | | | 1 | | D3TZ 8005-G | 24 11/16 | 2 5/8 | 26 1/4 |
| | F350 -- 8 cyl. 360,390 2/B with M/T | 1 | | | | D6TZ 8005-D | 19 3/4 | 1 15/16 | 26 1/4 |
| | F100/250 -- 2/W/D and 8 cyl. 360,390 2/B with Super X/C | | | 1 | 1 | D3TZ 8005-G | 24 11/16 | 2 5/8 | 26 1/4 |
| | F250 -- 4/W/D and 8 cyl. 360 with M/T and Super X/C | | | 1 | 1 | | | | |
| | F350 -- 8 cyl. 360,390 with trailer towing pkg. or campers | | | 1 | 1 | | | | |
| | F150/250 -- 8 cyl. 360 Calif. | | 1 | | 1 | | | | |
| | F100 -- 8 cyl. 360,390 2/B and A/T Calif. "Before Ser. W40,001" | | | | 1 | | | | |
| | F100 -- 8 cyl. 390 2/B and A/T exc. Calif. "From Ser. W00,001" | | 1 | | 1 | | | | |
| | F100 -- 8 cyl. 390 2/B and A/T Calif. "From Ser. W40,001" | | 1 | | 1 | | | | |
| | F350 -- 8 cyl. 360 without trailer towing package or campers | | 1 | | 1 | | | | |

**1973/79
TRUCK SERIES 100/500**

| YEAR | MODEL/RESTRICTIONS | QUANTITY | | | | PART NUMBER | DESCRIPTION | | |
|-------------------------------|---|----------------------|-----------------------|---------------------|-----|---|-------------------------|----------------------------|------------------------|
| | | STD. COOL- ING | EXTRA COOL- ING | H/D COOL- ING | A/C | | CORE HEIGHT (INCHES) | CORE THICKNESS (INCHES) | CORE WIDTH (INCHES) |
| 8005 RADIATOR — Cont'd | | | | | | | | | |
| F SERIES | | | | | | | | | |
| 75 | F100/250 -- 4/W/D and 8 cyl. 360 with A/T F100/250 -- 4/W/D and 8 cyl. 360 with M/T F350 -- 8 cyl. 390 4/B | 1 | 1 | | 1 | D6TZ 8005-D | 19 3/4 | 1 15/16 | 26 1/4 |
| | F150/250 -- 8 cyl. 460 and A/T w/o trailer towing pkg.- "Before Ser. W00,001" F350 -- 8 cyl. 460 F150/250 -- 8 cyl. 460 and A/T w/o trailer towing pkg.- "From Ser. W00,001" F100 -- 8 cyl. 360 and A/T Calif. -- "From Ser. W40,001" | 1 | 1 | | | D3TZ 8005-E | 24 11/16 | 1 61/64 | 26 7/32 |
| | F100/250 -- 8 cyl. 460 and A/T with Super X/C,A/C or trailer towing package F350 -- 8 cyl. 460 and A/T F150/250 -- 8 cyl. 390 4/B F350 -- 8 cyl. 390 4/B F150/250 -- 8 cyl. 460 and A/T w/o trailer towing pkg.- "From Ser. W00,001" | | | 1 | 1 | D3TZ 8005-G | 24 11/16 | 2 5/8 | 26 1/4 |
| | F350 -- 6 cyl. 300 and A/T F350 -- 6 cyl. 300 and M/T | 1 | 1 | | | C9TZ 8005-A | 19 3/4 | 1 1/4 | 26 1/4 |
| | F350 -- 6 cyl. 300 and M/T | 1 | | | | C9TZ 8005-B | 18 1/4 | 1 1/4 | 23 3/4 |
| | F350 -- 6 cyl. 300 and A/T | 1 | | | | C8TZ 8005-D | 24 1/4 | 1 3/4 | 26 1/4 |
| | F350 -- 8 cyl. 360,390 and A/T | 1 | | | | C9TZ 8005-D | 19 3/4 | 2 | 26 1/4 |
| | F500 -- 6 cyl. 300 | 1 | 1 | | | D3TZ 8005-F | 23 5/16 | 1 3/4 | 26 1/4 |
| | F500 -- 8 cyl. 330 and M/T | 1 | | | | ● C7TZ 8005-G | 24 3/8 | 1 1/4 | 26 3/8 |
| | F500 -- 8 cyl. 330 and M/T and 86,88 decibels | 1 | | | | ▲ D9HZ 8005-D | 24 5/8 | 2 17/64 | 26 7/16 |
| | F600 -- 8 cyl. 330,M/T and 83 decibels | 1 | | | | ★ ▲ D5TZ 8005-H r/b D9HZ 8005-D (11/79) | 24 5/16 | | 26 1/4 |
| | F500 -- 8 cyl. 330 and M/T | | 1 | | | D5TZ 8005-C | 24 1/2 | 2 5/16 | 26 1/2 |

1973/79
TRUCK SERIES 100/500

| YEAR | MODEL/RESTRICTIONS | QUANTITY | | | | PART NUMBER | DESCRIPTION | | |
|------------------------|---|----------------------|-----------------------|---------------------|-----|---|-------------------------|----------------------------|------------------------|
| | | STD. COOL- ING | EXTRA COOL- ING | H/D COOL- ING | A/C | | CORE HEIGHT (INCHES) | CORE THICKNESS (INCHES) | CORE WIDTH (INCHES) |
| 8005 RADIATOR — Cont'd | | | | | | | | | |
| F SERIES | | | | | | | | | |
| 76 | F100 -- 2/W/D and 6 cyl. 300-M/T | 1 | | | | ★ D8TZ 8005-D r/b D9TZ 8005-B(11/79) | 18 15/16 | | 18 29/64 |
| | F100 -- 2/W/D and 6 cyl. 300-A/T | 1 | | | | D9TZ 8005-C | 18 35/64 | 1 17/64 | 23 53/64 |
| | F100 -- 2/W/D and 6 cyl. 300 "Before Ser. B25,001" | | 1 | | | C8TZ 8005-A | 19 3/4 | | 26 1/4 |
| | F100 -- 2/W/D and 6 cyl. 300 "From Ser. B25,001" | | 1 | | | D6TZ 8005-F | 18 1/2 | 1 1/4 | 23 13/16 |
| | F100 -- 4/W/D and 6 cyl. 300 | 1 | | | | C9TZ 8005-B | 18 1/4 | 1 1/4 | 23 3/4 |
| | F100 -- 4/W/D and 6 cyl. 300 | | 1 | | | C8TZ 8005-AF | 19 3/4 | 1 3/4 | 26 1/4 |
| | F100 -- 8 cyl. 302 | 1 | | | | D8TZ 8005-B | 18 35/64 | | 23 13/16 |
| | F100 -- 8 cyl. 302 | | 1 | | 1 | D3TZ 8005-B | 19 3/4 | | 26 1/4 |
| | F100 -- 2/W/D and 8 cyl. 360 with M/T- "Before Ser. B25,001" | 1 | | | | D3TZ 8005-A | 18 1/2 | | 23 13/16 |
| | F100 -- 2/W/D and 8 cyl. 360 with M/T- "From Ser. B25,001" | 1 | 1 | | | | | | |
| | F100 -- 2/W/D and 8 cyl. 360 with A/T and T/E | 1 | | | | D8TZ 8005-A | 19 3/4 | | 26 1/4 |
| | F100 -- 4/W/D and 8 cyl. 360- M/T - "Before Ser. A75,001" | 1 | | | | D6TZ 8005-D | 19 3/4 | 1 15/16 | 26 1/4 |
| | F100 -- 2/W/D and 8 cyl. 360 with A/T | | 1 | | | C8TZ 8005-B | 19 3/4 | 2 | 26 1/4 |
| | F100 -- 2/W/D and 8 cyl. 360 with M/T- "From Ser. B25,001" | | | | 1 | | | | |
| | F100 -- 8 cyl. 390 and T/E | | 1 | | 1 | D3TZ 8005-B | 19 3/4 | | 26 1/4 |
| | F100 -- 4/W/D and 8 cyl. 360-A/T - "Before Ser. A75,001" | | 1 | | | | | | |
| | F100 -- 2/W/D and 8 cyl. 360 w/heavy duty trailer towing | | 1 | | | | | | |
| | F100 -- 2/W/D and 8 cyl. 360 - "Before Ser. B25,001" | | 1 | | 1 | | | | |
| | F100 -- 2/W/D and 8 cyl. 360 with A/T - "From Ser. B25,001" | | | | 1 | | | | |
| | F100 -- 2/W/D and 8 cyl. 390 with A/T- "From Ser. B25,001" | 1 | | | | | | | |
| | F100 -- 2/W/D and 8 cyl. 360 w/heavy duty trailer towing exc. Calif | | | | 1 | | | | |
| | F100 -- 2/W/D and 8 cyl. 360 w/heavy duty trailer towing Calif. | | | | 1 | D3TZ 8005-E | 24 11/16 | 1 61/64 | 26 7/32 |
| | F100 -- 4/W/D and 8 cyl. 360 "From Ser. A75,001" | 1 | 1 | | 1 | D6TZ 8005-D | 19 3/4 | 1 15/16 | 26 1/4 |

**1973/79
TRUCK SERIES 100/500**

SECTION 80 13

| YEAR | MODEL/RESTRICTIONS | QUANTITY | | | | PART NUMBER | DESCRIPTION | | |
|-------------------------------|---|----------------------|-----------------------|---------------------|-----|---|-------------------------|----------------------------|------------------------|
| | | STD. COOL- ING | EXTRA COOL- ING | H/D COOL- ING | A/C | | CORE HEIGHT (INCHES) | CORE THICKNESS (INCHES) | CORE WIDTH (INCHES) |
| 8005 RADIATOR — Cont'd | | | | | | | | | |
| F SERIES | | | | | | | | | |
| 76 | F100 -- 2/W/D and 8 cyl. 360 with T/E- "Before Ser. B25,001" | | | | 1 | D3TZ 8005-G | 24 11/16 | 2 5/8 | 26 1/4 |
| | F100 -- 8 cyl. 360 | | | 1 | | | | | |
| | F100 -- 8 cyl. 390 without T/E | | 1 | | | D3TZ 8005-B | 19 3/4 | | 26 1/4 |
| | F100 -- 8 cyl. 390 and T/E "Before Ser. B25,001" | 1 | | | | D3TZ 8005-A | 18 1/2 | | 23 13/16 |
| | F100 -- 8 cyl. 390 | | | 1 | | D3TZ 8005-G | 24 11/16 | 2 5/8 | 26 1/4 |
| | F150 -- 2/W/D and 6 cyl. 300 with M/T | 1 | | | | ★ D8TZ 8005-D r/b D9TZ 8005-B(11/79) | 18 15/16 | | 18 29/64 |
| | F150 -- 2/W/D and 6 cyl. 300 with A/T | 1 | | | | D9TZ 8005-C | 18 35/64 | 1 17/64 | 23 53/64 |
| | F150 -- 2/W/D and 6 cyl. 300 - "Before Ser. B25,001" | | 1 | | | C8TZ 8005-A | 19 3/4 | | 26 1/4 |
| | F150 -- 2/W/D and 6 cyl. 300 - "From Ser. B25,001" | | 1 | | | D6TZ 8005-F | 18 1/2 | 1 1/4 | 23 13/16 |
| | F150 -- 4/W/D and 6 cyl. 300 | 1 | 1 | | | D6TZ 8005-C | 18 1/2 | 1 1/4 | 23 13/16 |
| | F150 -- 2/W/D and 8 cyl. 360 | 1 | | | | D3TZ 8005-A | 18 1/2 | | 23 13/16 |
| | F150 -- 2/W/D and 8 cyl. 360 w/o camper spl. or trailer towing | | 1 | | | | | | |
| | F150 -- 2/W/D and 8 cyl. 360- "Before Ser. A75,001" | | 1 | | 1 | D3TZ 8005-B | 19 3/4 | | 26 1/4 |
| | F150 -- 2/W/D and 8 cyl. 360 without Camper pkg. or HD trailer towing "From Ser. A75,001" | | 1 | | 1 | | | | |
| | F150 -- 2/W/D and 8 cyl. 390 with A/T | 1 | | | | | | | |
| | F150 -- 2/W/D and 8 cyl. 360 w/trailer towing pkg. or camper spl. | | 1 | | 1 | | | | |
| | F150 -- 2/W/D and 8 cyl. 360 w/o camper spl. or trailer towing pkg. | | | | 1 | C8TZ 8005-B | 19 3/4 | | 26 1/4 |
| | F150 -- 8 cyl. 390 with M/T | 1 | 1 | | 1 | | | | |
| | F150 -- 8 cyl. 390 with A/T - "From Ser. B25,001" | | 1 | | 1 | | | | |
| | F150 -- 2/W/D and 8 cyl. 360 with Camper pkg. or HD trailer towing pkg. - "From Ser. A75,001" | | 1 | | | D6TZ 8005-E | 19 3/4 | 1 15/16 | 26 1/4 |
| | F150 -- 2/W/D and 8 cyl. 390 with A/T- "Before Ser. B25,001" | | 1 | 1 | 1 | D3TZ 8005-G | 24 11/16 | 2 5/8 | 26 1/4 |
| | F150 -- 8 cyl. 390 with A/T - "From Ser. B25,001 to B75,001" | | | 1 | | | | | |
| | F150 -- 4/W/D and 8 cyl. 360 | 1 | 1 | | 1 | D6TZ 8005-D | 19 3/4 | 1 15/16 | 26 1/4 |
| | F150 -- 2/W/D and 8 cyl. 360 | | | 1 | | D3TZ 8005-G | 24 11/16 | 2 5/8 | 26 1/4 |
| | F150 -- 8 cyl. 390 with M/T & A/T "From Ser. B75,001" | | | | 1 | | | | |
| | F150 -- 2/W/D and 8 cyl. 460 - "Before Ser. A25,001" | | 1 | | | D3TZ 8005-E | 24 11/16 | 1 61/64 | 26 7/32 |
| | F150 -- 2/W/D and 8 cyl. 460 "From Ser. A25,001" | 1 | 1 | | 1 | | | | |

APRIL, 1980

COPYRIGHT © 1980—

FORD MOTOR
COMPANY

—DEARBORN, MICHIGAN

CHANGE 1

1973/79
TRUCK SERIES 100/500

| YEAR | MODEL/RESTRICTIONS | QUANTITY | | | | PART NUMBER | DESCRIPTION | | |
|-------------------------------|--|----------------------|-----------------------|---------------------|-----|-------------|-----------------------------|--------------------------------|----------------------------|
| | | STD. COOL- ING | EXTRA COOL- ING | H/D COOL- ING | A/C | | CORE HEIGHT (INCHES) | CORE THICKNESS (INCHES) | CORE WIDTH (INCHES) |
| 8005 RADIATOR — Cont'd | | | | | | | | | |
| F SERIES | | | | | | | | | |
| 76 | F250 -- 2/W/D and 8 cyl. 360 -- "Before Ser. A75,001" | | 1 | | 1 | D3TZ 8005-B | 19 3/4 | | 26 1/4 |
| | F250 -- 2/W/D and 8 cyl. 360 without camper spl. or HD trailer towing -- "From Ser. A75,001 to B25,001" | | 1 | | 1 | | | | |
| | F250 -- 2/W/D and 8 cyl. 360 w/camper spl. or HD trailer towing-- "From Ser. B25,001" | | 1 | | | | | | |
| | F250 -- 2/W/D and 8 cyl. 360 with A/T--"From Ser. B25,001" | | | | 1 | | | | |
| | F250 -- 2/W/D and 8 cyl. 360 with M/T -- "From Ser. B25,001" | | | | 1 | C8TZ 8005-B | 19 3/4 | | 26 1/4 |
| | F250 -- 2/W/D and 8 cyl. 360 with Camper spl. or HD trailer towing -- "From Ser. A75,001 to B25,001" | | 1 | | | D6TZ 8005-E | 19 3/4 | 1 15/16 | 26 1/4 |
| | F250 -- 4/W/D and 8 cyl. 360 with M/T-- "Before Ser. A75,001" | 1 | 1 | | | D6TZ 8005-D | 19 3/4 | 1 15/16 | 26 1/4 |
| | F250 -- 4/W/D and 8 cyl. 360 | | | 1 | | D3TZ 8005-G | 24 11/16 | 2 5/8 | 26 1/4 |
| | F250 -- 2/W/D and 8 cyl. 360 | | | 1 | | | | | |
| | F250 -- 2/W/D and 8 cyl. 390-- "Before Ser. B25,001" | 1 | 1 | | | D3TZ 8005-B | 19 3/4 | | 26 1/4 |
| | F250 -- 2/W/D and 8 cyl. 390 with A/T | 1 | 1 | | 1 | | | | |
| | F250 -- 2/W/D and 8 cyl. 390 with M/T | 1 | 1 | | 1 | C8TZ 8005-B | 19 3/4 | 2 | 26 1/4 |
| | F250 -- 2/W/D and 8 cyl. 390-- "Before Ser. B25,001" | | | 1 | 1 | D3TZ 8005-G | 24 11/16 | 2 5/8 | 26 1/4 |
| | F250 -- 2/W/D and 8 cyl. 390 | | | 1 | | | | | |
| | F250 -- 8 cyl. 460-- "Before Ser. A,25,001" | 1 | 1 | | | D3TZ 8005-E | 24 11/16 | 1 61/64 | 26 7/32 |
| | F250 -- 2/W/D and 8 cyl. 460 "From Ser. A25,001" | 1 | 1 | | 1 | | | | |

1973/79
TRUCK SERIES 100/500

| YEAR | MODEL/RESTRICTIONS | QUANTITY | | | | PART NUMBER | DESCRIPTION | | |
|------------------------|--|----------------------|-----------------------|---------------------|-----|-------------|-------------------------|----------------------------|------------------------|
| | | STD. COOL- ING | EXTRA COOL- ING | H/D COOL- ING | A/C | | CORE HEIGHT (INCHES) | CORE THICKNESS (INCHES) | CORE WIDTH (INCHES) |
| 8005 RADIATOR — Cont'd | | | | | | | | | |
| F SERIES | | | | | | | | | |
| 76 | F250 -- 8 cyl. 460- "Before Ser. A25,001" | | | 1 | 1 | D3TZ 8005-G | 24 11/16 | 2 5/8 | 26 1/4 |
| | F250 -- 2/W/D and 8 cyl. 460 "From Ser. A25,001" | | | 1 | | | | | |
| | F350 -- 6 cyl. 300 | 1 | 1 | | | D6TZ 8005-C | 18 1/2 | 1 1/4 | 23 13/16 |
| | F350 -- 8 cyl. 360,390 | 1 | | | | D6TZ 8005-D | 19 3/4 | 1 15/16 | 26 1/4 |
| | F350 -- 8 cyl. 360- "Before Ser. B25,001" | | 1 | | 1 | D3TZ 8005-G | 24 11/16 | 2 5/8 | 26 1/4 |
| | F350 -- 8 cyl. 360- "Before Ser. B25,001" | | | 1 | | | | | |
| | F350 -- 8 cyl. 360 and A/T- "Before Ser. B25,001" | | 1 | | | D6TZ 8005-E | 19 3/4 | 1 15/16 | 26 1/4 |
| | F350 -- 8 cyl. 390- "Before Ser. B25,001" | | 1 | 1 | 1 | D3TZ 8005-G | 24 11/16 | 2 5/8 | 26 1/4 |
| | F350 -- 8 cyl. 360,390- "From Ser. B25,001" | | 1 | | 1 | D6TZ 8005-D | 19 3/4 | 1 15/16 | 26 1/4 |
| | F350 -- 8 cyl. 460- "Before Ser. A25,001" | 1 | | | | D3TZ 8005-E | 24 11/16 | 1 61/64 | 26 7/32 |
| | F350 -- 2/W/D and 8 cyl. 460 "From Ser. A25,001" | 1 | 1 | | 1 | | | | |
| | F350 -- 8 cyl. 460- "Before Ser. A25,001" | | 1 | | 1 | D3TZ 8005-G | 24 11/16 | 2 5/8 | 26 1/4 |
| | F350 -- 2/W/D and 8 cyl. 460 with H/D trailer towing package "From Ser. A25,001" | | | 1 | | | | | |
| | F500 -- 6 cyl. 300 | 1 | 1 | | | D3TZ 8005-F | 23 5/16 | 1 3/4 | 26 1/4 |
| | F500 -- 8 cyl. 330 | 1 | 1 | | | D9HZ 8005-D | 24 5/8 | 2 17/64 | 26 7/16 |

**1973/79
TRUCK SERIES 100/500**

| YEAR | MODEL/RESTRICTIONS | QUANTITY | | | | PART NUMBER | DESCRIPTION | | |
|--|---|----------------------|-----------------------|---------------------|-------------|---------------|-------------------------|----------------------------|------------------------|
| | | STD. COOL- ING | EXTRA COOL- ING | H/D COOL- ING | A/C | | CORE HEIGHT (INCHES) | CORE THICKNESS (INCHES) | CORE WIDTH (INCHES) |
| 8005 RADIATOR — Cont'd | | | | | | | | | |
| F SERIES | | | | | | | | | |
| 77 | F100 -- 6 cyl. 300 and M/T | 1 | | | | ★ DOTZ 8005-H | 18 3/8 | 1 1/4 | 18 1/2 |
| | F100 -- 6 cyl. 300 and A/T | 1 | | | | ★ DITZ 8005-E | 18 1/4 | 1 1/4 | 23 3/4 |
| | F100 -- 6 cyl. 300 | | 1 | | | D6TZ 8005-F | 18 1/2 | 1 1/4 | 23 13/16 |
| | F100 -- 6 cyl. 300 | | | | 1 | D7TZ 8005-A | 19 3/4 | 1 1/4 | 26 3/16 |
| | F100 -- 8 cyl. 302 | 1 | | | | D8TZ 8005-B | 18 35/64 | | 23 13/16 |
| | F100 -- 8 cyl. 302 and M/T | | 1 | | | | | | |
| | F100 -- 8 cyl. 302 and A/T without H/D trans cooler | | | 1 | | C8TZ 8005-B | 19 3/4 | 2 | 26 1/4 |
| | F100 -- 8 cyl. 302 and A/T with H/D trans cooler | | | 1 | | D3TZ 8005-B | 19 3/4 | | 26 1/4 |
| | F100 -- 8 cyl. 302 | | | | 1 | | | | |
| | F100 -- 8 cyl. 351M and A/T | 1 | | | | D8TZ 8005-A | 19 3/4 | | 26 1/4 |
| | F100 -- 8 cyl. 351M and M/T- "From Ser. X80,001" | 1 | | | | | | | |
| | F100 -- 8 cyl. 351M and A/T- "From Ser. X80,001" | | 1 | | | | | | |
| | F100 -- 8 cyl. 351 M and M/T- "Before Ser. X80,001" | 1 | 1 | | | D3TZ 8005-A | 18 1/2 | | 23 13/16 |
| | F100 -- 8 cyl. 351 M and A/T- "Before Ser. X80,001" | | | 1 | | C8TZ 8005-B | 19 3/4 | 2 | 26 1/4 |
| | F100 -- 8 cyl. 351 M and M/T without trailer tow. pkg. | | | | 1 | | | | |
| F100 -- 8 cyl. 351 M and A/T with trailer tow. pkg. | | | | 1 | D3TZ 8005-B | 19 3/4 | | 26/14 | |
| F100 -- 8 cyl. 351M - "Before Ser. Y80,001" | | | 1 | | D3TZ 8005-G | 24 11/16 | 2 5/8 | 26 1/4 | |

**1973/79
TRUCK SERIES 100/500**

| YEAR | MODEL/RESTRICTIONS | QUANTITY | | | | PART NUMBER | DESCRIPTION | | |
|-------------------------------|--|----------------------|-----------------------|---------------------|-----|---|-----------------------------|--------------------------------|----------------------------|
| | | STD. COOL- ING | EXTRA COOL- ING | H/D COOL- ING | A/C | | CORE HEIGHT (INCHES) | CORE THICKNESS (INCHES) | CORE WIDTH (INCHES) |
| 8005 RADIATOR — Cont'd | | | | | | | | | |
| F SERIES | | | | | | | | | |
| 77 | F100 -- 8 cyl. 351M -- "From Ser. Y80,001" | | | 1 | | D7TZ 8005-E | 24 11/16 | | 26 7/32 |
| | F100 -- 8 cyl. 400 | 1 | 1 | | 1 | D3TZ 8005-B | 19 3/4 | | 26 1/4 |
| | F100 -- 8 cyl. 400 -- "Before Ser. Y80,001" | | | 1 | | D3TZ 8005-G | 24 11/16 | 2 5/8 | 26 1/4 |
| | F100 -- 8 cyl. 400 -- "From Ser. Y80,001" | | | 1 | | D8TZ 8005-G | 24 11/16 | | 26 7/32 |
| | F150 -- 2/W/D and 6 cyl. 300 with M/T | 1 | | | | ★ D8TZ 8005-D r/b D9TZ 8005-B(11/79) | 18 15/16 | | 18 29/64 |
| | F150 -- 2/W/D and 6 cyl. 300 with A/T | 1 | | | | D9TZ 8005-C | 18 35/64 | 1 17/64 | 23 53/64 |
| | F150 -- 2/W/D and 6 cyl. 300 | | 1 | | | D6TZ 8005-F | 18 1/2 | 1 1/4 | 23 13/16 |
| | F150 -- 6 cyl. 300-- "Before Ser. X60,001" | | | | 1 | D7TZ 8005-A | 19 3/4 | 1 1/4 | 26 3/16 |
| | F150 -- 6 cyl. 300-- "From Ser. X60,001" | | | | 1 | D7TZ 8005-D | 19 3/4 | | 26 1/4 |
| | F150 -- 4/W/D and 6 cyl. 300 | 1 | 1 | | | D6TZ 8005-C | 18 1/2 | 1 1/4 | 23 13/16 |
| | F150 -- 2/W/D and 8 cyl. 351M-- "Before Ser. X80,001" | 1 | 1 | | | D3TZ 8005-A | 18 1/2 | | 23 13/16 |
| | F150 -- 2W/D and 8 cyl. 351M with M/T-- "From Ser. X80,001" | 1 | | | | D3TZ 8005-A | 18 1/2 | | 23 13/16 |
| | F150 -- 2/W/D and 8 cyl. 351M with A/T-- "From Ser. X80,001" | 1 | 1 | | | D8TZ 8005-A | 19 3/4 | | 26 1/4 |
| | F150 -- 8 cyl. 351M and A/T-- "From Ser. X80,001" | | | | | | | | |
| | F150 -- 2/W/D and 8 cyl. 351M with M/T "From Ser. X80,001" | | 1 | | | | | | |
| | F150 -- 2/W/D and 8 cyl. 351M with M/T w/o trailer tow pkg. | | | | 1 | D3TZ 8005-B | 19 3/4 | | 26 1/4 |
| | F150 -- 2/W/D and 8 cyl. 351M with A/T w/trailer tow pkg. | | | | 1 | D3TZ 8005-B | 19 3/4 | | 26 1/4 |
| | F150 -- 2/W/D and 8 cyl. 351M-- "Before Ser. Y80,001" | | | 1 | | D3TZ 8005-G | 24 11/16 | 2 5/8 | 26 1/4 |
| | F150 -- 4/W/D and 8 cyl. 351M-- "Before Ser. Y80,001" | | | 1 | | | | | |
| | F150 8 cyl. 351M-- "From Ser. Y80,001" | | | 1 | | D8TZ 8005-G | 24 11/16 | | 26 7/32 |
| | F150 -- 4/W/D and 8 cyl. 351M-- "Before Ser. X80,001" | 1 | 1 | | | D6TZ 8005-D | 19 3/4 | 1 15/16 | 26 1/4 |
| | F150 -- 4/W/D and 8 cyl. 351M | | | | 1 | | | | |
| | F150 -- 4/W/D and 8 cyl. 351M With M/T-- "From Ser. X80,001" | 1 | | | | | | | |
| | F150 -- 4/W/D and 8 cyl. 351M With A/T-- "From Ser. X80,001" | 1 | 1 | | | | | | |
| | F150 -- 4/W/D and 8 cyl. 351M with M/T-- "From Ser. X80,001" | | 1 | | | D7TZ 8005-C | 19 3/4 | | 26 1/4 |

1973/79
TRUCK SERIES 100/500

| YEAR | MODEL/RESTRICTIONS | QUANTITY | | | | PART NUMBER | DESCRIPTION | | |
|-------------------------|--|----------------------|-----------------------|---------------------|-----|-------------|-------------------------|----------------------------|------------------------|
| | | STD. COOL- ING | EXTRA COOL- ING | H/D COOL- ING | A/C | | CORE HEIGHT (INCHES) | CORE THICKNESS (INCHES) | CORE WIDTH (INCHES) |
| 8005 RADIATOR -- Cont'd | | | | | | | | | |
| F SERIES | | | | | | | | | |
| 77 | F150 -- 2/W/D and 8 cyl. 400 | 1 | 1 | | 1 | D3TZ 8005-B | 19 3/4 | | 26 1/4 |
| | F150 -- 2/W/D and 8 cyl. 400 w/camper pkg. or trailer towing pkg. | 1 | 1 | | | | | | |
| | F150 -- 2/W/D and 8 cyl. 400-- "Before Ser. Y80,001" | | | 1 | | D3TZ 8005-G | 24 11/16 | 2 5/8 | 26 1/4 |
| | F150 -- 4/W/D and 8 cyl. 400-- "Before Ser. Y80,001" | | | 1 | | | | | |
| | F150 8 cyl. 400-- "From Ser. Y80,001" | | | 1 | | D8TZ 8005-G | 24 11/16 | | 26 7/32 |
| | F150 -- 4/W/D and 8 cyl. 400 | 1 | 1 | | 1 | D6TZ 8005-D | 19 3/4 | 1 15/16 | 26 1/4 |
| | F150 -- 8 cyl. 460 exc. trailer tow pkg. "Before Ser. Y80,001" | 1 | 1 | | | D3TZ 8005-E | 24 11/16 | 1 61/64 | 26 7/32 |
| | F150 -- 8 cyl. 460-- "Before Ser. Y20,001 to Y80,001" | | | 1 | 1 | D3TZ 8005-G | 24 11/16 | 2 5/8 | 26 1/4 |
| | F150 -- 8 cyl. 460 and trailer tow pkg.-- "Before Ser. Y20,001 to Y80,001" | | 1 | | | | | | |
| | F150 -- 8 cyl. 460-- "From Ser. Y20,001 to Y80,001" | | | | 1 | | | | |

1973/79
TRUCK SERIES 100/500

| YEAR | MODEL/RESTRICTIONS | QUANTITY | | | | PART NUMBER | DESCRIPTION | | |
|-------------------------------|---|--------------|---------------|-------------|-----|---|-------------------------|----------------------------|------------------------|
| | | STD. COOLING | EXTRA COOLING | H/D COOLING | A/C | | CORE HEIGHT (INCHES) | CORE THICKNESS (INCHES) | CORE WIDTH (INCHES) |
| 8005 RADIATOR — Cont'd | | | | | | | | | |
| F SERIES | | | | | | | | | |
| 77 | F150 -- 8 cyl. 460 "From Ser. Y20,001 to Y80,001" | | | 1 | | D7TZ 8005-B | 24 11/16 | 2 | 26 1/4 |
| | F150 -- 8 cyl. 460 and trailer tow pkg. -- "Before Ser. Y80,001" | | 1 | | | | | | |
| | F150 8 cyl. 460 eng. -- "From Ser. Y80,001" | 1 | 1 | 1 | 1 | D8TZ 8005-G | 24 11/16 | | 26 7/32 |
| | F250 -- 2/W/D and 6 cyl. 300 with M/T | 1 | | | | ★ D8TZ 8005-D r/b D9TZ 8005-B(11/79) | 18 15/16 | | 18 29/64 |
| | F250 -- 2/W/D and 6 cyl. 300 with A/T | 1 | | | | D9TZ 8005-C | 18 35/64 | 1 17/64 | 23 53/64 |
| | F250 -- 2/W/D and 6 cyl. 300 | | 1 | | | D6TZ 8005-F | 18 1/2 | 1 1/4 | 23 13/16 |
| | F250 -- 6 cyl. 300 -- "Before Ser. X60,001" | | | | 1 | D7TZ 8005-A | 19 3/4 | 1 1/4 | 26 3/16 |
| | F250 -- 6 cyl. 300 -- "From Ser. X60,001" | | | | 1 | D7TZ 8005-D | 19 3/4 | | 26 1/4 |
| | F250 -- 4/W/D and 6 cyl. 300 | 1 | 1 | | | D6TZ 8005-C | 18 1/2 | 1 1/4 | 23 13/16 |
| | F250 -- 2/W/D and 8 cyl. 351M -- "Before Ser. X80,001" | 1 | 1 | | | D3TZ 8005-A | 18 1/2 | | 23 13/16 |
| | F250 -- 2/W/D and 8 cyl. 351M With M/T -- "From Ser. X80,001" | 1 | | | | | | | |
| | F250 -- 2/W/D and 8 cyl. 351M With A/T -- "From Ser. X80,001" | 1 | 1 | | | D8TZ 8005-A | 19 3/4 | | 26 1/4 |
| | F250 -- 2/W/D and 8 cyl. 351M With M/T -- "From Ser. X80,001" | | 1 | | | | | | |
| | F250 -- 2W/D and 8 cyl. 351M with M/T and camper spl. without A/C | | | | 1 | | | | |

**1973/79
TRUCK SERIES 100/500**

| YEAR | MODEL/RESTRICTIONS | QUANTITY | | | | PART NUMBER | DESCRIPTION | | |
|-------------------------------|---|----------------------|-----------------------|---------------------|-----|-------------|-------------------------|----------------------------|------------------------|
| | | STD. COOL- ING | EXTRA COOL- ING | H/D COOL- ING | A/C | | CORE HEIGHT (INCHES) | CORE THICKNESS (INCHES) | CORE WIDTH (INCHES) |
| 8005 RADIATOR — Cont'd | | | | | | | | | |
| F SERIES | | | | | | | | | |
| 77 | F250 -- 2/W/D and 8 cyl. 351M w/o trailer tow pkg. | | | | 1 | C8TZ 8005-B | 19 3/4 | 2 | 26 1/4 |
| | F250 -- 2/W/D and 8 cyl. 351M w/Camper pkg or trailer tow pkg. | | | | 1 | D3TZ 8005-B | 19 3/4 | | 26 1/4 |
| | F250 -- 8 cyl. 351M - "Before Ser. Y80,001" | | | 1 | | D3TZ 8005-G | 24 11/16 | 2 5/8 | 26 1/4 |
| | F250 -- 8 cyl. 351M - "From Ser. Y80,001" | | | 1 | | D8TZ 8005-G | 24 11/16 | | 26 7/32 |
| | F250 -- 4/W/D and 8 cyl. 351M- "Before Ser. X80,001" F250 -- 4/W/D and 8 cyl. 351M F250 -- 4/W/D and 8 cyl. 351M with A/T- "From Ser. X80,001" F250 -- 4/W/D and 8 cyl. 351M With M/T- "From Ser. X80,001" | 1 | 1 | | 1 | D6TZ 8005-D | 19 3/4 | 1 15/16 | 26 1/4 |
| | F250 -- 4/W/D and 8 cyl. 351M With M/T- "From Ser. X80,001" | | 1 | | | D7TZ 8005-C | 19 3/4 | | 26 1/4 |
| | F250 -- 2/W/D and 8 cyl. 400 with M/T- "Before Ser. X80,001" | 1 | 1 | | | C8TZ 8005-B | 19 3/4 | 2 | 26 1/4 |
| | F250 -- 2/W/D and 8 cyl. 400 with A/T F250 -- 2/W/D and 8 cyl. 400 with M/T- "From Ser. X80,001" F250 -- 2/W/D and 8 cyl. 400 Camper pkg. or trailer tow pkg. F250 -- 2/W/D and 8 cyl. 400 with A/T | 1 | 1 | | | D3TZ 8005-B | 19 3/4 | | 26 1/4 |
| | F250 -- 2/W/D and 8 cyl. 400 with M/T | | | | 1 | C8TZ 8005-B | 19 3/4 | 2 | 26 1/4 |
| | F250 -- 2/W/D and 8 cyl. 400- "Before Ser. Y80,001" | | | 1 | | D3TZ 8005-G | 24 11/16 | 2 5/8 | 26 1/4 |
| | F250 8 cyl. 400- "From Ser. Y80,001" | | | 1 | | D8TZ 8005-G | 24 11/16 | | 26 7/32 |
| | F250 -- 4/W/D and 8 cyl. 400 | 1 | 1 | | 1 | D6TZ 8005-D | 19 3/4 | 1 15/16 | 26 1/4 |
| | F250 -- 8 cyl. 460 - "Before Ser. Y80,001" | 1 | 1 | | | D3TZ 8005-E | 24 11/16 | 1 61/64 | 26 7/32 |
| | F250 -- 8 cyl. 460 "Before Ser. Y80,001" F250 -- 8 cyl. 460 and trailer tow pkg. or super X/C- "Before Ser. Y20,001 to Y80,001" | | | | 1 | D3TZ 8005-G | 24 11/16 | 2 5/8 | 26 1/4 |
| | F250 -- 8 cyl. 460 and trailer tow pkg. or super X/C- "From Ser. Y20,001 to Y80,001" | | | 1 | | D7TZ 8005-B | 24 11/16 | 2 | 26 1/4 |

**1973/79
TRUCK SERIES 100/500**

| YEAR | MODEL/RESTRICTIONS | QUANTITY | | | | PART NUMBER | DESCRIPTION | | |
|-------------------------------|---|----------------------|-----------------------|---------------------|-----|---|-------------------------|----------------------------|------------------------|
| | | STD. COOL- ING | EXTRA COOL- ING | H/D COOL- ING | A/C | | CORE HEIGHT (INCHES) | CORE THICKNESS (INCHES) | CORE WIDTH (INCHES) |
| 8005 RADIATOR — Cont'd | | | | | | | | | |
| F SERIES | | | | | | | | | |
| 77 | F250 -- 8 cyl. 460 eng.— "From Ser. Y80,001" | 1 | 1 | 1 | 1 | D8TZ 8005-G | 24 11/16 | | 26 7/32 |
| | F350 -- 6 cyl. 300— "Before Ser. Y80,001" | 1 | 1 | | | D6TZ 8005-C | 18 1/2 | 1 1/4 | 23 13/16 |
| | F350 -- 6 cyl. 300— "From Ser. Y80,001" | 1 | 1 | | | ★ D8TZ 8005-D r/b D9TZ 8005-B(11/79) | 18 15/16 | | 18 29/64 |
| | F350 -- 6 cyl. 300— "From Ser. Y80,001" | | | | 1 | D7TZ 8005-D | 19 3/4 | | 26 1/4 |
| | F350 -- 6 cyl. 300— "Before Ser. Y80,001" | | | | 1 | D7TZ 8005-A | 19 3/4 | 1 1/4 | 26 3/16 |
| | F350 -- 8 cyl. 351M— "Before Ser. X80,001" | 1 | 1 | | | D6TZ 8005-D | 19 3/4 | 1 15/16 | 26 1/4 |
| | F350 -- 8 cyl. 351M with M/T— "From Ser. X80,001" | 1 | | | | | | | |
| | F350 -- 8 cyl. 351M with A/T "From Ser. X80,001 to Y80,001" | 1 | 1 | | | | | | |
| | F350 -- 8 cyl. 351M and camper pkg. or trailer tow pkg. F350 -- 8 cyl. 351M and A/T | 1 | 1 | | 1 | | | | |
| | F350 -- 8 cyl. 351M with M/T "From Ser. X80,001 to Y80,001" | | 1 | | | D7TZ 8005-C | 19 3/4 | | 26 1/4 |
| | F350 8 cyl. 351M— "From Ser. Y80,001" | 1 | 1 | | | D8TZ 8005-A | 19 3/4 | | 26 1/4 |
| | F350 -- 8 cyl. 351,400 — "Before Ser. Y80,001" | | | 1 | | D3TZ 8005-G | 24 11/16 | 2 5/8 | 26 1/4 |
| | F350 -- 8 cyl. 351M,400— "From Ser. Y80,001" | | | 1 | | D8TZ 8005-G | 24 11/16 | | 26 7/32 |
| | F350 -- 8 cyl. 351M and M/T | | | | 1 | D4TZ 8005-E | 19 3/4 | | 26 1/4 |
| | F350 -- 8 cyl. 400 — "Before Ser. Y80,001" | 1 | 1 | | 1 | D6TZ 8005-D | 19 3/4 | 1 15/16 | 26 1/4 |
| | F350 -- 8 cyl. 400— "From Ser. Y80,001" | 1 | 1 | | 1 | D3TZ 8005-B | 19 3/4 | | 26 1/4 |
| | F350 -- 8 cyl. 460 without camper pkg. or trailer tow pkg.— "Before Ser. Y80,001" | 1 | 1 | | 1 | D3TZ 8005-E | 24 11/16 | 1 61/64 | 26 7/32 |
| | F350 -- 8 cyl. 460 with camper pkg. or trailer tow pkg.— "Before Ser. Y20,001 to Y80,001" | | 1 | 1 | | D3TZ 8005-G | 24 11/16 | 2 5/8 | 26 1/4 |
| | F350 -- 8 cyl. 460 with camper pkg., trailer tow pkg or Super X/C "From Ser. Y20,001 to Y80,001" | | 1 | 1 | | D7TZ 8005-B | 24 11/16 | 2 | 26 1/4 |
| | F350 -- 8 cyl. 460 eng.— "From Ser. Y80,001" | 1 | 1 | 1 | 1 | D8TZ 8005-G | 24 11/16 | | 26 7/32 |
| | F500 -- 6 cyl. 300 | 1 | 1 | | | D3TZ 8005-F | 23 5/16 | 1 3/4 | 26 1/4 |
| | F500 -- 8 cyl. 330 exc. 83DBA | 1 | | | | D9HZ 8005-D | 24 5/8 | 2 17/64 | 26 7/16 |
| | F500 -- 8 cyl. 330 and 83DBA | 1 | | | | ★ D5TZ 8005-H r/b D9HZ 8005-D (11/79) | 24 5/16 | 1 1/4 | 26 1/4 |
| | F500 -- 8 cyl. 330 | | 1 | | | D9HZ 8005-D | 24 5/8 | 2 17/64 | 26 7/16 |

**1973/79
TRUCK SERIES 100/500**

| YEAR | MODEL/RESTRICTIONS | QUANTITY | | | | PART NUMBER | DESCRIPTION | | |
|-------------------------------|--|----------------------|-----------------------|---------------------|-----|---|-------------------------|----------------------------|------------------------|
| | | STD. COOL- ING | EXTRA COOL- ING | H/D COOL- ING | A/C | | CORE HEIGHT (INCHES) | CORE THICKNESS (INCHES) | CORE WIDTH (INCHES) |
| 8005 RADIATOR — Cont'd | | | | | | | | | |
| F SERIES | | | | | | | | | |
| 78 | F100/250 -- 6 cyl. 300, M/T | 1 | 1 | | | ★ D8TZ 8005-D r/b D9TZ 8005-B(11/79) | 18 15/16 | | 18 29/64 |
| | F100/350 -- 6 cyl. 300, A/T | 1 | 1 | | | D9TZ 8005-C | 18 35/64 | 1 17/64 | 23 53/64 |
| | F350 -- 6 cyl. 300, M/T | 1 | 1 | | | | | | |
| | F100/350 -- 6 cyl. 300 | | | | 1 | D8TZ 8005-E | 19 3/4 | | 26 7/32 |
| | F100/350 -- 8 cyl. 302, | 1 | | | | D8TZ 8005-B | 18 35/64 | | 23 13/16 |
| | F100/350 -- 8 cyl. 302, M/T | | 1 | | | | | | |
| | F100/350 -- 8 cyl. 302, M/T | | | | 1 | D8TZ 8005-F | 19 3/4 | | 26 7/32 |
| | F100/350 -- 8 cyl. 302, A/T -- also trailer tow and camper pkg. | | 1 | 1 | 1 | D8TZ 8005-A | 19 3/4 | 1 61/64 | 26 7/32 |
| | F100 -- 8 cyl. 351, M/T | 1 | | | | D8TZ 8005-H | 19 3/4 | | 26 7/32 |
| | F100/350 -- 8 cyl. 351 A/T | 1 | 1 | | | | | | |
| | F100/350 -- 8 cyl. 351 M/T | | 1 | | | | | | |
| | F150/350 -- 8 cyl. 351 M/T | 1 | | | | D9TZ 8005-E | 18 35/64 | 1 17/64 | 23 53/64 |
| | F100/350 -- 8 cyl. 351 | | | 1 | | D8TZ 8005-G | 24 11/16 | | 26 7/32 |
| | F100/350 -- 8 cyl. 351 A/T -- also trailer tow and camper pkg. | | | | 1 | D8TZ 8005-A | 19 3/4 | | 26 7/32 |
| | F100/350 -- 8 cyl. 351 M/T | | | | 1 | D8TZ 8005-F | 19 3/4 | | 26 7/32 |
| | F100/350 -- 8 cyl. 400 M/T | 1 | 1 | | 1 | | | | |
| | F100/350 -- 8 cyl. 400, A/T-- also trailer tow and camper pkg. | 1 | 1 | | 1 | D8TZ 8005-A | 19 3/4 | 1 61/64 | 26 7/32 |
| | F100/350 -- 8 cyl. 400 | | | 1 | | D8TZ 8005-G | 24 11/16 | | 26 7/32 |
| | F100/350 -- 8 cyl. 460 | 1 | 1 | 1 | 1 | | | | |
| 79 | F100/250 -- 6 cyl. 300, M/T | 1 | 1 | | | D9TZ 8005-B | 18 59/64 | 1 17/64 | 18 29/64 |
| | F350 -- 6 cyl. 300, M/T | 1 | 1 | | | D9TZ 8005-C | 18 35/64 | 1 17/64 | 23 53/64 |
| | F100/350 -- 6 cyl. 300, A/T | 1 | 1 | | | | | | |
| | F100/350 -- 6 cyl. 300 | | | | 1 | D9TZ 8005-A | 19 3/4 | 1 61/64 | 26 7/32 |
| | F100/350 -- 6 cyl. 300 | | | | 1 | D8TZ 8005-E | 19 3/4 | 1 17/64 | 26 7/32 |
| | F100/150 -- 8 cyl. 302 | 1 | 1 | | | D9TZ 8005-D | 18 35/64 | 1 17/64 | 23 53/64 |
| | F100/150 -- 8 cyl. 302, M/T | | | 1 | 1 | D8TZ 8005-F | 19 3/4 | 1 61/64 | 26 7/32 |
| | F100/150 -- 8 cyl. 302, A/T | | | 1 | 1 | D8TZ 8005-A | 19 3/4 | 1 61/64 | 26 7/32 |
| | F100/350 -- 8 cyl. 351, M/T | 1 | | | | D9TZ 8005-E | 18 35/64 | 1 17/64 | 23 53/64 |
| | F100/250 -- 8 cyl. 351, A/T | 1 | 1 | | | D8TZ 8005-H | 19 3/4 | 1 17/64 | 26 7/32 |
| | F100/350 -- 8 cyl. 351, M/T | | 1 | | | | | | |
| | F350 -- 8 cyl. 351, A/T | 1 | 1 | | | D8TZ 8005-A | 19 3/4 | 1 61/64 | 26 7/32 |
| | F100/350 -- 8 cyl. 351, A/T-- Trailer tow and Camper Pkg. | | | | | | | | |
| | F100/350 -- 8 cyl. 351, A/T | | | | 1 | | | | |
| | F100/350 -- 8 cyl. 351, M/T | | | | 1 | D8TZ 8005-F | 19 3/4 | 1 61/64 | 26 7/32 |
| | F100/350 -- 8 cyl. 351 | | | 1 | | D8TZ 8005-G | 24 11/16 | 1 61/64 | 26 7/32 |
| | F150/350 -- 8 cyl. 400, M/T | 1 | 1 | | 1 | D8TZ 8005-F | 19 3/4 | 1 61/64 | 26 7/32 |
| | F100/350 -- 8 cyl. 400, A/T | 1 | 1 | | 1 | D8TZ 8005-A | 19 3/4 | 1 61/64 | 26 7/32 |
| | F100/350 -- 8 cyl. 400 | | | 1 | | D8TZ 8005-G | 24 11/16 | 1 61/64 | 26 7/32 |
| | F100/350 -- 8 cyl. 460 | 1 | 1 | 1 | 1 | | | | |
| M SERIES | | | | | | | | | |
| 73 | M450/500 -- exc. Shasta Motor Home | 1 | | | | D3TZ 8005-H | 24 9/16 | 2 5/16 | 26 1/4 |
| | M450/500 -- Shasta Motor Home | 1 | | | | D3TZ 8005-J | 24 1/2 | 2 5/16 | 26 1/4 |
| 74 | M450/500 -- 8 cyl. 360,390-- Hi profile radiator | 1 | | | | D3TZ 8005-H | 24 9/16 | 2 5/16 | 26 1/4 |
| | M450/500 -- 8 cyl. 360,390, 460 -- Low profile radiator | 1 | | | | D4HZ 8005-D | 24 11/16 | 2 7/8 | 26 1/4 |

1973/79
TRUCK SERIES 100/500

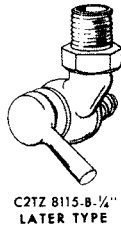
| YEAR | MODEL/RESTRICTIONS | QUANTITY | | | | PART NUMBER | DESCRIPTION | | |
|---|--|-----------------|--------------------|----------------|--|-------------|-------------------------|----------------------------|------------------------|
| | | STD. COOLING | EXTRA COOLING | H/D COOLING | A/C | | CORE HEIGHT (INCHES) | CORE THICKNESS (INCHES) | CORE WIDTH (INCHES) |
| 8005 RADIATOR — Cont'd | | | | | | | | | |
| M SERIES | | | | | | | | | |
| 75/76 | M450/500 -- 8 cyl. 360,390 Hi profile radiator | 1 | | | | D3TZ 8005-H | 24 9/16 | 2 5/16 | 26 1/4 |
| | M450/500 -- 8 cyl. 360,390, 460 -- Low profile radiator | 1 | | | | D4HZ 8005-D | 24 11/16 | 2 7/8 | 26 1/4 |
| P SERIES | | | | | | | | | |
| 73/77 | P350/500 -- 6 cyl. 300 | 1 | 1 | | | C9TZ 8005-C | 20 7/16 | 1 3/4 | 21 7/8 |
| YEAR | MODEL/RESTRICTIONS | ENGINE | | PART NUMBER | DESCRIPTION | QTY. | | | |
| | | CYL. | C.I.D. (C.C.D.) | | | | | | |
| 8005 RADIATOR — Cont'd | | | | | | | | | |
| 73/ | B-F100/500 | 6&8 | All | 34445-57-8 | (M-80)-nut (rad. insulator and plate to R.H. frame side member)-lock-3/8"-24 | 4 | | | |
| 73/ | B-F100/500 | 6&8 | All | | Nut (radiator to radiator support) | 2 | | | |
| 73/ | B-F-P100/500 | 6&8 | All | 353433-S | (BB-212)-bolt (radiator to deflector)-3/8"-24 x 13/16" | 2or4 | | | |
| 73/ | B-F100/500 | 6&8 | All | 34807-58 | (X-66)-lockwasher (rad. to front fender suppt. extension) | 4or6 | | | |
| 73/77 | P350/500 | 6&8 | All | | Lockwasher (rad. to rad. support) | 4 | | | |
| 73/ | F100/500,B500 | 6&8 | All | | Lockwasher (radiator to support) | 4 | | | |
| 73/ | B-F-P100/500 | 6&8 | All | | Lockwasher (rad. to rad. support) | 4 | | | |
| 73/ | B-F100/500,P350/500 | 6&8 | All | 44727-58 | (X-24)-flatwasher-3/8" | AR | | | |
| 73/ | B-F-P100/500 | 6&8 | All | | Flatwasher (rad. to rad. support) | 4 | | | |
| 73/ | B-F100/500 | 6 | 240,300 | 372749-S2 | (MM-188-G)-nut and retainer (rad. to reinf. and rad. to defl.)-3/8"-16 | AR | | | |
| 74/76 | F250/350 | 8 | 390-4/B | | | 4 | | | |
| 73/ | B-F100/500 | 6&8 | All | 20349-57-8 | (B-170)-bolt (rad. to rad. suppt.)-3/8"-24 x 3/4" | 4 | | | |
| 73/77 | P350/500 | 6&8 | All | 20429-S8 | (B-172)-bolt (radiator to support)-3/8"-24 x 1 1/8" | 2 | | | |
| 8020 NECK ASSY. (WATER FILLER UPPER) | | | | | | | | | |
| 73 | M450/500 | 8 | All | D3TZ 8020-A | | | | | |
| 74 | M450/500 | 8 | All | D4HZ 8020-A | | | | | |
| 8A045 SPACER (RADIATOR REINFORCEMENT) | | | | | | | | | |
| 73/76 | F100/250 -- built-in A/C (dealer installed) | 6&8 | All | D3TZ 8A045-A | | 1 | | | |
| 8A058 BRACKET (RADIATOR SUPPORT TO RADIATOR BRACE) | | | | | | | | | |
| 73/76 | M450/500 | 8 | All | D3TZ 8A058-A | #D3HS 8A292-AA | 1 | | | |
| 8A058 SUPPORT (RADIATOR LOWER) | | | | | | | | | |
| 75/ | E100/350 | 6&8 | All | D8UZ 8A058-A | | 1 | | | |
| 8C062 STRAP (RESERVOIR COOLANT RECOVERY) | | | | | | | | | |
| 74/76 | M450/500 -- Low profile radiator | 8 | 360,390, 460 | ★D4HS 8C062-AA | 3 3/8" long-1/8" thick-1" wide-improvise | 1 | | | |
| 8C063-9 HOSE (COOLANT DOUBLE BRAID) — Improvise from bulk hose (18472) | | | | | | | | | |
| 8075 HOSE (RADIATOR OVERFLOW) — Improvise from bulk hose (9324) | | | | | | | | | |
| 8A080 RESERVOIR ASSY. (RADIATOR COOLANT RECOVERY) — Also refer to 8522 | | | | | | | | | |
| 73/74 | E100/300 -- M/T | 6 | 240 | D1TZ 8A080-A | | 1 | | | |
| 73/74 | F100 -- 2/W/D and M/T | 6 | 240 | | | 1 | | | |
| 74/76 | M450/500 | 8 | All | D2LY 8A080-A | Used w/bulk hose (9324) | 1 | | | |

**1973/79
TRUCK SERIES 100/500**


| YEAR | MODEL/RESTRICTIONS | ENGINE | | PART NUMBER | DESCRIPTION | QTY. |
|---|----------------------------------|--------|--------------------|--------------|---|------|
| | | CYL. | C.I.D. (C.C.D.) | | | |
| 8081 HOSE (RADIATOR DRAIN) - Improve from bulk hose (9324) | | | | | | |
| 8A082 BRACKET (RESERVOIR RADIATOR COOLANT SUPPORT) | | | | | | |
| 74/76 | M450/500 -- Low profile radiator | 8 | 360,390,460 | D4HZ 8A082-B | | 1 |
| 8083 BRACKET (RADIATOR MOUNTING) | | | | | | |
| 74/76 | M450 -- Hi profile radiator | 8 | 360 | D4HZ 8083-A | Center | 1 |
| 74/76 | M450/500 -- Low profile radiator | 8 | 360,390,460 | D4HZ 8083-B | R.H. & L.H. | 2 |
| 8100 CAP (RADIATOR) | | | | | | |
| 73/ | E100/300,F100/350,P350/500 | 6&8 | All | D7ZZ 8100-A | *RS-50-13 lb. pressure-zinc plate-swivel type optional with C9ZZ 8100-A | 1 |
| | | | | C9ZZ 8100-A | *RS-512-A-13 lb. pressure-chrome-optional with C9AZ 8100-A | 1 |
| 73/77 | B-F500 | 6&8 | All | B2AZ 8100-F | *RS-9-7 lb. pressure | 1 |
| 73/76 | M450/500 | 8 | All | | | 1 |
| 73/74 | E100/300,F100 | 6 | 240 | D2VY 8100-A | *RS-40-13 lb.-replacement cap for coolant recovery kit | 1 |
| 74 | E300 (Cutaway cab) | 6 | 300 | | | 1 |
| 74/76 | M450 -- Hi profile radiator | 8 | 360 | | | 1 |
| 8K103 CAP (RADIATOR OVERFLOW CONTAINER) | | | | | | |
| 73/ | E-F100/350 | 6&8 | All | D2AZ 8K103-A | | 1 |
| 8C110 COVER PLATE (RADIATOR SUPPORT OPENING) | | | | | | |
| 73/77 | F100/350 | 6&8 | All | D3TZ 8C110-A | | 1 |
| 78/ | F100/350 | 6&8 | All | D8TZ 8C110-A | | 1 |
| 73/ | F100/350 | 6&8 | All | 55914-S2 | (U-254-F)-screw-hex. washer head (cover plate to fender apron support)-1/4"-14 x 3/4" | 1 |

1973/79
TRUCK SERIES 100/500


8115 DRAINCOCK (RADIATOR or CYLINDER BLOCK)




C2TZ 8115-B-1/4"
LATER TYPE



C2TZ 8115-B-1/4"
EARLY TYPE



8CM 8115-A-1/4"



8A 8115 1/4" SHOWN
88Q 8115-A 3/8" WITHOUT EXTENSION
C8TZ 8115-A 1/4" WITHOUT EXTENSION
DOTZ 8115-A 1/4" SHOWN
DOHZ 8115-A 3/8" SHOWN

DAGENHAM AND DORSET DIESEL

P-2816

DRAINCOCKS - SELECT BY SIZE

| YEAR | MODEL/RESTRICTIONS | ENGINE | | PART NUMBER | DESCRIPTION | QTY. | |
|--|---|----------|--------------------|------------------------------|--|--|-------------|
| | | CYL. | C.I.D. (C.C.D.) | | | | |
| 8120 BOSS (RADIATOR DRAIN COCK-REPAIR) | | | | | | | |
| 73/ | E-F100/350 | 6&8 | All | D7TZ 8120-A | 1/4-18 N.P.T.F THD-Brass | 1 | |
| 8C122-3 SHIELD ASSY. (RADIATOR GRILLE HEAT)-Improvise | | | | | | | |
| 78/ | F100/350 | 6&8 | All | D8TZ 8C122-A D8TZ 8C123-A | R.H. L.H. | 1 1 | |
| 8A123 BRACKET (RADIATOR GRILLE LOWER) | | | | | | | |
| 73/ | F100/350 | 6&8 | All | D3TZ 8A123-B | Outer | 2 | |
| | | | | D3TZ 8A123-A | Center | 1 | |
| 73/77 | B-F500 | 6&8 | All | D3TZ 8A123-D | Outer | 2 | |
| | | | | D3TZ 8A123-C | Center | 1 | |
| 73/77 | B-F500 | 6&8 | All | 57140-S2 | (B-340-H)-screw and washer (bracket to grille)-hex. head-5/16"-18 x 1" | 2 | |
| 8124-5 INSULATOR (RADIATOR MOUNTING) | | | | | | | |
| 73/77 | P350/500 | 6 | 300 | ★C5TA 8125-A | Rubber-9/32" x 1 1/2" x 4"-cut to fit from 8C 8124-A | 1 | |
| YEAR | MODEL/RESTRICTIONS | QUANTITY | | | | PART NUMBER | DESCRIPTION |
| | | S/C | X/C | S/X | A/C | | |
| 8146 SHROUD (FAN) | | | | | | | |
| B (Series) 6 CYL. 300 | | | | | | | |
| 73/77 | B500 | 1 | 1 | 1 | 1 | C5TZ 8146-B 21" dia. center hole | |
| B (Series) 8 CYL. 330 | | | | | | | |
| 73/74 | B500 | 1 | 1 | 1 | 1 | D1TZ 8146-D # D0TA-E | |
| 75 | B500 -- exc. noise areas | 1 | 1 | 1 | 1 | | |
| 75 | B500 -- noise areas | 1 | 1 | 1 | 1 | D1TZ 8146-B # D0TA-C | |
| 76/77 | B500 | 1 | 1 | 1 | 1 | | |
| E (Series) 6 CYL. 300 | | | | | | | |
| 76/77 | E100 -- A/T-Calif. | 1 | | | | D5UZ 8146-A # D5UA-AB | |
| 77/ | E100/350 | | | | 1 | D7UZ 8146-A # D8TA-AA | |
| E (Series) 8 CYL. 302 | | | | | | | |
| 73/74 | E100/300 | | | | 1 | D1UZ 8146-A 19 1/2" opening # D2UA-DB | |
| 79 | E100/350 -- M/T - A/C | | | | 1 | D7UZ 8146-C # D7UA-ZA | |
| 79 | E100/350 -- A/T | 1 | 1 | | | | |
| 79 | E100/350 -- M/T | 1 | 1 | | | D8TZ 8146-A # D8TA-CA | |
| E (Series) 8 CYL. 351 | | | | | | | |
| 75/77 | E100/350 "Before Ser. 040,001" | 1 | 1 | | | D5UZ 8146-C # D5UA-CA | |
| 75/77 | E100/350 "Before Ser. 040,001" | | | | 1 | ★ D5UZ 8146-D # D5UA-MB-r/b EOUZ 8146-D(11/79) | |
| 77 | E100/350 "From Ser. 040,001 to Y00,001" | 1 | 1 | | | D8TZ 8146-A # D7UA-YA,D8TA-CA | |

**1973/79
TRUCK SERIES 100/500**

SECTION 80 27

| YEAR | MODEL/RESTRICTIONS | QUANTITY | | | | | PART NUMBER | DESCRIPTION |
|-----------------------------------|--|----------|-----|-------|-----|-------------------|-------------|----------------------------|
| | | S/C | X/C | S/X/C | A/C | A/C | | |
| 8146 SHROUD (FAN) — Cont'd | | | | | | | | |
| E (Series) | | | | | | 8 CYL. 351 | | |
| 78/ | E100/350 -- M/T | 1 | 1 | | | | D8TZ 8146-A | # D8TA-CA |
| 77 | E100/350 "From Ser. 040,001" | | | | | 1 | D7UZ 8146-C | # D7UA-ZA |
| 77 | E100/350 "From Ser. Y00,001" | 1 | 1 | | | | | |
| 78/ | E100/350 -- M/T | | | | | 1 | | |
| | E100/350 -- A/T | 1 | 1 | 1 | 1 | | | |
| E (Series) | | | | | | 8 CYL. 460 | | |
| 75/ | E250/350 -- exc. high energy ignition | 1 | 1 | 1 | 1 | | D5UZ 8146-E | # D5UA-EA |
| 77 | E250/350 -- w/high energy ignition | 1 | 1 | 1 | 1 | | D7TZ 8146-A | # D7TA-AA |
| F (Series) | | | | | | 6 CYL. 300 | | |
| 77/ | F100/350 | | | 1 | 1 | | D7TZ 8146-C | # D7TA-RA-RB, D8TA-DA |
| 73/77 | F500 | 1 | 1 | 1 | 1 | | C5TZ 8146-B | 21" dia. centerhole |
| F (Series) | | | | | | 8 CYL. 302 | | |
| 73/77 | F100/150 | 1 | | | | | D1TZ 8146-E | # D2TA-FA |
| 78/ | F100/150 | 1 | 1 | | | | D8TZ 8146-B | # D8TA-BA |
| 79 | F100/350 | | | 1 | | | D9TZ 8146-A | # D9TA-BA |
| 73/77 | F100/150 | | 1 | | 1 | | D3TZ 8146-B | # D3TA-CA, |
| 78/ | F100/150 | | | | 1 | | | |
| F (Series) | | | | | | 8 CYL. 330 | | |
| 73/74 | F500 | 1 | 1 | 1 | 1 | | D1TZ 8146-D | # D0TA-E |
| 75 | F500 -- exc. noise areas | 1 | 1 | 1 | 1 | | | |
| 75 | F500 -- noise areas | 1 | 1 | 1 | 1 | | D1TZ 8146-B | # D0TA-C |
| 76/77 | F500 | 1 | 1 | 1 | 1 | | | |
| F (Series) | | | | | | 8 CYL. 351 | | |
| 77 | F100 -- 2/W/D and A/T- "Before Ser. X80,001" | 1 | 1 | | | | D7TZ 8146-A | # D7TA-AA |
| 77/ | F100 -- 2/W/D- "From Ser. X80,001" | 1 | 1 | | | | | |
| 77 | F100 -- 2/W/D and M/T- "Before Ser. X80,001" | 1 | 1 | | | | D7TZ 8146-B | # D7TA-FA |
| 77/ | F100/350 | | | 1 | | | D7TZ 8146-D | # D7TA-SA |
| 77 | F150/350 -- 2/W/D- "Before Ser. X80,001" | 1 | 1 | | | | D7TZ 8146-B | # D7TA-FA |
| 77/ | F150/250 -- 2/W/D and M/T- "From Ser. X80,001" | 1 | | | | | | |
| 77/ | F150/250 -- 4/W/D-M/T | 1 | | | | | | |
| 77/ | F150/350 -- 2/W/D - A/T "From Ser. X80,001" | 1 | 1 | | | | D7TZ 8146-A | # D7TA-AA |
| 77/ | F150/350 -- 2/W/D - M/T- "From Ser. X80,001" | | 1 | | | | | |
| 77/ | F150/250 -- 4/W/D | | 1 | | 1 | | | |
| 77/ | F150/250 -- 4/W/D-A/T | 1 | | | | | | |
| F (Series) | | | | | | 8 CYL. 360 | | |
| 73 | F100 -- 2/W/D | 1 | | | | | D3TZ 8146-A | # D3TA-BA |
| 73 | F100 -- 2/W/D | | 1 | | 1 | | D3TZ 8146-C | # D3TA-DA |
| 73 | F100 -- 2/W/D | | | 1 | | | C7TZ 8146-B | # C7TA-H, D2TA-HA, D3TA-JA |
| 74 | F100 -- 2/W/D-exc. Calif. | 1 | | | | | D3TZ 8146-A | # D3TA-BA |
| 74 | F100 -- 2/W/D-Calif. | 1 | 1 | | | | D3TZ 8146-C | # D3TA-DA |
| 74 | F100 -- 2/W/D-exc. Calif. | | 1 | | 1 | | | |
| 74 | F100 -- 2/W/D-Calif. | | | | 1 | | C7TZ 8146-B | # C7TA-H, D2TA-HA, D3TA-JA |
| 74 | F100 -- 2/W/D | | | 1 | | | | |
| 75 | F100 -- 2/W/D-exc. Calif. | 1 | | | | | D3TZ 8146-A | # D3TA-BA |
| 75 | F100 -- 2/W/D-Calif. | 1 | | | | | D3TZ 8146-C | # D3TA-DA |
| 75 | F100 -- 2/W/D-exc. Calif. | | 1 | | 1 | | | |
| 75 | F100 -- 2/W/D-Calif. | | 1 | | | | | |
| 75 | F100 -- 2/W/D-Calif. | | 1 | | | | | |
| 75 | F100 -- 2/W/D-Calif. | | | | 1 | | C7TZ 8146-B | # C7TA-H, D2TA-HA, D3TA-JA |
| 75 | F100 -- 2/W/D | | | 1 | | | | |

OCTOBER, 1979

COPYRIGHT © 1979—

FORD MOTOR
COMPANY

—DEARBORN, MICHIGAN

NEW ISSUE

1973/79
TRUCK SERIES 100/500

| YEAR | MODEL/RESTRICTIONS | QUANTITY | | | | PART NUMBER | DESCRIPTION |
|----------------------------|--|----------|-----|-----|-------|-------------|----------------------------|
| | | S/C | X/C | S/X | C/A/C | | |
| 8146 SHROUD (FAN) — Cont'd | | | | | | | |
| F (Series) | | | | | | 8 CYL. 360 | |
| 76 | F100 -- 2/W/D-M/T | 1 | 1 | | | D3TZ 8146-A | # D3TA-BA |
| 76 | F100 -- 2/W/D-A/T | 1 | 1 | | | D3TZ 8146-C | # D3TA-DA |
| 76 | F100 -- 2/W/D | | | | 1 | D4TZ 8146-A | # D4TA-DB |
| 76 | F100 -- 2/W/D | | | 1 | | C7TZ 8146-B | # C7TA-H, D2TA-HA, D3TA-JA |
| 73/74 | F100 -- 4/W/D | 1 | 1 | | 1 | D3TZ 8146-C | # D3TA-DA |
| 73/74 | F100 -- 4/W/D | | | 1 | | C7TZ 8146-B | # C7TA-H, D2TA-HA, D3TA-JA |
| 75 | F100 -- 4/W/D-Part time | 1 | 1 | | 1 | D3TZ 8146-C | # D3TA-DA |
| 75 | F100 -- 4/W/D-Full time | 1 | 1 | | 1 | D4TZ 8146-A | # D4TA-DB |
| 76 | F100 -- 4/W/D-M/T | 1 | | | | D3TZ 8146-C | # D3TA-DA |
| 76 | F100 -- 4/W/D-A/T | 1 | | | | D4TZ 8146-A | # D4TA-DB |
| 76 | F100 -- 4/W/D | | 1 | | 1 | | |
| 75 | F150 -- 2/W/D | 1 | | | | D3TZ 8146-A | # D3TA-BA |
| 75 | F150 -- 2/W/D | | 1 | | 1 | D3TZ 8146-C | # D3TA-DA |
| 76 | F150 -- 2/W/D | 1 | | | | D3TZ 8146-A | # D3TA-BA |
| 76 | F150 -- 2/W/D-A/T-exc. Trail. Tow & Camper Spl. | | 1 | | | | |
| 76 | F150 -- 2/W/D-M/T-exc. Trail. Tow & Camper Spl. | | 1 | | | D3TZ 8146-C | # D3TA-DA |
| 76 | F150 -- 2/W/D | | | | 1 | D4TZ 8146-A | # D4TA-DB |
| 76 | F150 -- 2/W/D-H/D Trailer Towing & Camper Special | | 1 | | | | |
| 76 | F150 -- 2/W/D | | | 1 | | C7TZ 8146-B | # C7TA-H, D2TA-HA, D3TA-JA |
| 77 | F150 -- 4/W/D-M/T | 1 | | | | D3TZ 8146-C | # D3TA-DA |
| 77 | F150 -- 4/W/D-A/T | 1 | | | | D4TZ 8146-A | # D4TA-DB |
| 77 | F150 -- 4/W/D | | 1 | | 1 | | |
| 73/76 | F250 -- 2/W/D | 1 | | | | D3TZ 8146-A | # D3TA-BA |
| 73/75 | F250 -- 2/W/D | | 1 | | 1 | D3TZ 8146-C | # D3TA-DA |
| 73/76 | F250 -- 2/W/D | | | 1 | | C7TZ 8146-B | # C7TA-H, D2TA-HA, D3TA-JA |
| 76 | F250 -- 2/W/D-M/T | | 1 | | | D3TZ 8146-C | # D3TA-DA |
| 76 | F250 -- 2/W/D-A/T | | 1 | | | D3TZ 8146-A | # D3TA-BA |
| 76 | F250 -- 2/W/D | | | | 1 | D4TZ 8146-A | # D4TA-DB |
| 73/75 | F250 -- 4/W/D | 1 | 1 | | 1 | D3TZ 8146-C | # D3TA-DA |
| 73/76 | F250 -- 4/W/D | | | 1 | | C7TZ 8146-B | # C7TA-H, D2TA-HA, D3TA-JA |
| 76 | F250 -- 4/W/D | 1 | 1 | | | D3TZ 8146-C | # D3TA-DA |
| 76 | F250 -- 4/W/D | | | | 1 | D4TZ 8146-A | # D4TA-DB |
| 73/76 | F350 | 1 | | | | D3TZ 8146-C | # D3TA-DA |
| 73/75 | F350 | | 1 | | 1 | C7TZ 8146-B | # C7TA-H, D2TA-HA, D3TA-JA |
| 76 | F350 | | 1 | | | D3TZ 8146-C | # D3TA-DA |
| 76 | F350 | | | | 1 | D4TZ 8146-A | # D4TA-DB |
| F (Series) | | | | | | 8 CYL. 390 | |
| 73/75 | F100 | 1 | | | | D3TZ 8146-A | # D3TA-BA |
| 73/75 | F100 | | 1 | | 1 | D3TZ 8146-C | # D3TA-DA |
| 73/76 | F100 | | | 1 | | C7TZ 8146-B | # C7TA-H, D2TA-HA, D3TA-JA |
| 76 | F100 | 1 | 1 | | | D3TZ 8146-C | # D3TA-DA |
| 76 | F100 | | | | 1 | D4TZ 8146-A | # D4TA-DB |
| 75 | F150 -- Exc. Trailer Tow | 1 | 1 | | | D3TZ 8146-C | # D3TA-DA |
| 75 | F150 | | | 1 | 1 | D4TZ 8146-B | # D4TA-EB |
| 75 | F150 -- With Trailer Tow | | 1 | | | | |
| 76 | F150 -- M/T | 1 | 1 | | | D3TZ 8146-C | # D3TA-DA |
| 76 | F150 -- A/T | 1 | 1 | | | D4TZ 8146-A | # D4TA-DB |
| 76 | F150 | | | | 1 | | |
| 76 | F150 | | | 1 | | D4TZ 8146-B | # D4TA-EB |
| 73 | F250 -- 2/W/D | 1 | | | | D3TZ 8146-A | # D3TA-BA |
| 73 | F250 -- 2/W/D | | 1 | | 1 | D3TZ 8146-C | # D3TA-DA |
| 73 | F250 -- 2/W/D | | | 1 | | C7TZ 8146-B | # C7TA-H, D2TA-HA, D3TA-JA |
| 74/76 | F250 -- 2/W/D-Exc. Trailer Tow | 1 | 1 | | | D3TZ 8146-C | # D3TA-DA |

**1973/79
TRUCK SERIES 100/500**

| YEAR | MODEL/RESTRICTIONS | QUANTITY | | | | | PART NUMBER | DESCRIPTION |
|--|-----------------------------------|----------|--------------------|----------------|--|-----------------------|---|-------------|
| | | S/C | X/CS | X/CA | C/C | A/C | | |
| 8146 SHROUD (FAN) — Cont'd | | | | | | | | |
| F (Series) | | | | | | 8 CYL. 390 | | |
| 74/76 | F250 -- 2/W/D | | | 1 | 1 | D4TZ 8146-B | # D4TA-EB | |
| 76 | F250 -- 2/W/D With Trailer Tow | | 1 | | | | | |
| 73/75 | F350 | 1 | | | | D3TZ 8146-C | # D3TA-DA | |
| 73/75 | F350 | | 1 | | 1 | C7TZ 8146-B | # C7TA-H,D2TA-HA,D3TA-JA | |
| 75 | F350 -- With Trailer Tow | | 1 | | 1 | D4TZ 8146-B | # D4TA-EB | |
| 76 | F350 | | 1 | | | D3TZ 8146-C | # D3TA-DA | |
| 76 | F350 -- With Man. Trans. | 1 | | | | | | |
| 76 | F350 -- With Auto Trans. | 1 | | | | D4TZ 8146-A | # D4TA-DB | |
| 76 | F350 -- With Trailer Tow | | 1 | | 1 | | | |
| 76 | F350 | | | | 1 | | | |
| F (Series) | | | | | | 8 CYL. 400 | | |
| 77/ | F100/350 | 1 | 1 | | 1 | D7TZ 8146-A | # D7TA-AA | |
| 77/ | F100/350 -- With Trailer Tow | | 1 | | | | | |
| 77/ | F100/350 | | | 1 | | D7TZ 8146-D | # D7TA-SA | |
| F (Series) | | | | | | 8 CYL. 460 | | |
| 73/74 | F100 and 250 | 1 | | | | D3TZ 8146-C | # D3TA-DA | |
| 73/74 | F100 and 250 | | 1 | | 1 | D3TZ 8146-D | # D4TA-CA,CB | |
| 75/ | F150/250 | 1 | 1 | 1 | 1 | | | |
| 73/ | F350 | 1 | 1 | 1 | 1 | | | |
| M (Series) | | | | | | 8 CYL. 360-390 | | |
| 73 | M450/500 | 1 | 1 | 1 | 1 | D3TZ 8146-E | # D0TA-F | |
| 74/76 | M450 -- exc. low Profile rad. | 1 | 1 | 1 | 1 | D4HZ 8146-D | # D4HS-BA | |
| 74/76 | M450/500 -- low Profile rad. | 1 | 1 | 1 | 1 | D4HZ 8146-E | # D4HS-CA | |
| P (Series) | | | | | | 6 CYL. 300 | | |
| 73/77 | P350/500 | 1 | 1 | 1 | 1 | C5TZ 8146-J | # D1TA-EA | |
| 73/ | B-F350/500,P350/500- All Engs. | 6 | 6 | 6 | 6 | 20308-57-8 | (B40)-bolt (fan shroud to radiator) 1/4"-20 x 1/2" | |
| | | 6 | 6 | 6 | 6 | 33795-S7 | (M-49)-nut-1/4"-20 | |
| | | 6 | 6 | 6 | 6 | 44719-58 | (X-17)-flatwasher-1/4" | |
| | | 6 | 6 | 6 | 6 | 34805-58 | (X-62)-lockwasher-1/4" | |
| YEAR | MODEL/RESTRICTIONS | ENGINE | | PART NUMBER | DESCRIPTION | QTY. | | |
| | | CYL. | C.I.D. (C.C.D.) | | | | | |
| 8150-1 INSERTS (RADIATOR GRILLE) | | | | | | | | |
| 73/75 | F100/350 | 6&8 | All | D3TZ 8150-A | R.H. | 1 | | |
| | | | | D3TZ 8151-A | L.H. | 1 | | |
| 76/77 | F100/350 | 6&8 | All | D6TZ 8150-A | R.H.-Argent and charcoal | 1 | | |
| | | | | D6TZ 8151-A | L.H.-Argent and charcoal | 1 | | |
| 76/77 | F100/350 | 6&8 | All | D6TZ 8150-B | R.H.-Black | 1 | | |
| | | | | D6TZ 8151-B | L.H.-Black | 1 | | |
| 77 | F100/350 | 6&8 | All | D7TZ 8150-A | R.H.-Charcoal | 1 | | |
| | | | | D7TZ 8151-A | L.H.-Charcoal | 1 | | |
| 78/ | F100/350 | 6&8 | All | D8TZ 8150-A | Bright Argent | 1 | | |
| 78/ | F100/350 | 6&8 | All | D8TZ 8150-B | Bright Argent and Charcoal gray | 1 | | |
| 78/ | F100/350 | 6&8 | All | D8TZ 8150-C | Chrome and Light Argent | 1 | | |
| 73/75 | F100/350 | 6&8 | All | 42151-S8 | (U-247)-screw (attach inserts)-No. 8-15 x 1" | 8 | | |
| 73/ | F100/350 | 6&8 | All | 383356-S | (MM-216-PA)-nut-No. 8 | 8 | | |
| 76/ | F100/350 | 6&8 | All | 386908-S49 | (UU-59-DE)-screw (inserts to rad. grille) No. 8 - 18 x 2.75" oval head self tap | 8 | | |
| 8B174 PLATE (GRILLE SIDE PANEL PAD) | | | | | | | | |
| 73/77 | B-F500 | 6&8 | All | ★ C3TB 8B174-A | Improvise-steel-1 3/4" x 2 1/2" x 1/8" with 9/16" hole | 2 | | |

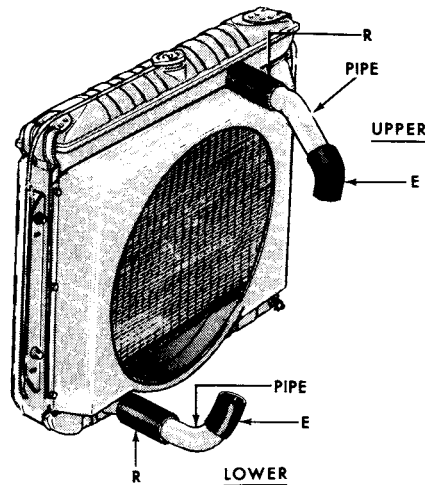
1973/79
TRUCK SERIES 100/500

| YEAR | MODEL/RESTRICTIONS | ENGINE | | PART NUMBER | DESCRIPTION | QTY. |
|---|--|--------|--------------------|----------------|---|--------------------|
| | | CYL. | C.I.D. (C.C.D.) | | | |
| 8B175 RETAINER (GRILLE SIDE PANEL-UPPER) | | | | | | |
| 73/77 | B-F500 | 6&8 | All | ★ C3TB 8B175-A | Steel-improvised | 1 |
| 8182-3 SUPPORT (RADIATOR GRILLE) | | | | | | |
| 75/77 | E100/350 | 6&8 | All | ★ D5UZ 8182-A | Outer-r/b D7UZ 8182-A(1/78) | 2 |
| 77/78 | E100/350 | 6&8 | All | D7UZ 8182-A | Outer | 2 |
| 79 | E100/350 | 6&8 | All | D9UZ 8182-A | Outer | 2 |
| 78/ | F100/350 | 6&8 | All | D8TZ 8182-A | Center | 1 |
| 8188 PANEL (RADIATOR GRILLE OPENING) | | | | | | |
| 75/78 | E100/350 | 6&8 | All | D5UZ 8188-A | Lower | 1 |
| 79 | E100/350 | 6&8 | All | D9UZ 8188-A | Lower | 1 |
| 8A193 SUPPORT (RADIATOR UPPER) | | | | | | |
| 75/77 | E100/350 "to Ser. Y80,001" | 6&8 | All | ★ D5UZ 8A193-A | r/b D8UZ 8A193-A (3/78) | 1 |
| 77/79 | E100/350 -- "From Ser. Y80,001 to EGO,001" | 6&8 | All | D8UZ 8A193-A | | 1 |
| 79 | E100/350 -- "From Ser. EGO,001" | 6&8 | All | D9UZ 8A193-A | | 1 |
| 8194 RETAINER (RADIATOR GRILLE ORNAMENT) | | | | | | |
| 73/76 | F100/350(81E) | 6&8 | All | ★ D3TZ 8194-A | | 1 |
| 8200 GRILLE (RADIATOR) - Also refer to groups 8150-1 | | | | | | |
| 73/77 | B-F500 | 6&8 | All | D7HZ 8200-A | Paint finish-aluminum | 1 |
| | | | | D7HZ 8200-B | Chrome finish-aluminum | 1 |
| 73/74 | E100/300 | 6&8 | All | D2UZ 8200-A | Chrome finish | 1 |
| | | | | D2UZ 8200-B | Painted finish | 1 |
| 75/77 | E100/350 | 6&8 | All | D5UZ 8200-B | Chrome finish | 1 |
| 77/78 | E100/350 | 6&8 | All | D7UZ 8200-A | Black finish | 1 |
| 75/78 | E100/350 | 6&8 | All | D8UZ 8200-A | Argent & charcoal finish | 1 |
| 79 | E100/350 | 6&8 | All | D9UZ 8200-A | Argent | 1 |
| | | | | D9UZ 8200-B | Charcoal | 1 |
| | | | | D9UZ 8200-C | Chrome & charcoal | 1 |
| 73/77 | F100/350 | 6&8 | All | D6TZ 8200-A | "Shell" only | 1 |
| 78/ | F100/350 | 6&8 | All | D8TZ 8200-A | Chrome finish | 1 |
| 73/77 | P350/500 | 6 | All | | Supplied by body builder | |
| 73/ | B-F100/500 | 6&8 | All | 20346-S8 | (B-50)-bolt (grille to fender)-hex. head-5/16"-18 x 3/4" Bolt (bar to lower grille) Bolt (bar to fender) Bolt (grille to lower grille panel) | AR 8 8 10 |
| 73/ | B-F100/500 | 8 | All | 373830-S | (BB-243-A)-bolt (panel to mtg. bracket)-1/2"-20 x 1 13/64" | 4 |
| 73/ | B-F100/500 | 8 | All | 353483-S2 | (BB-588)-bolt (panel)-front fender action-5/16"-24 x 1 1/8" Bolt (panel to front fender) Bolt (grille to lower panel) Bolt (grille to lower panel or stone deflector and radiator support) | AR 12 5 3 |
| 73/ | B-F100/500 | 6&8 | All | 370328-S2 | (MM-188)-nut retainer (radiator grille to front fender)-5/16"-18 | 2 |
| 73/ | B-F100/500 | 6&8 | All | 359605-S8 | (BB-590)-screw (grille to upper panel)-5/16"-24 x 5/8" Screw (grille to bumper stone deflector) Screw (grille to lower panel) | 8 4 4 |
| 73/ | F100/250 | 6&8 | All | | | |
| 73/ | B-F350/500 | 6&8 | All | | | |
| 73/ | B-F100/500 | 6&8 | All | 33798-S8 | (M-62)-nut-5/16"-24 | AR |
| 73/ | B-F100/500 | 8 | All | 359952-S2 | (MM-198)-nut retainer-5/16"-24 | AR |
| 73/ | F100/350 | 6&8 | All | 384997-S | (MM-228-FA)- # 8 insert-nut (used in grille) | 8 |

1973/79
TRUCK SERIES 100/500

| YEAR | MODEL/RESTRICTIONS | ENGINE | | PART NUMBER | DESCRIPTION | QTY. | |
|---|--------------------------|--------|--------------------|----------------|--------------------------|-----------------|--------|
| | | CYL. | C.I.D. (C.C.D.) | | | | |
| 8200 GRILLE (RADIATOR) - Also refer to groups 8150-1 - Cont'd | | | | | | | |
| 73/ | All trucks | 6&8 | All | 33797-S8 | (M-50)-nut-5/16"-18 | AR | |
| | | | | 34806-S7 | (X-64)-lockwasher-5/16" | AR | |
| | | | | 44722-S8 | (X-19)-flat washer-5/16" | AR | |
| 8C212 RIVET (RADIATOR GRILLE) | | | | | | | |
| 78/ | F100/350 | 6&8 | All | D8TZ 8C212-A | Nylon | AR | |
| 8213 ORNAMENT (RADIATOR GRILLE) | | | | | | | |
| 73/76 | F100/350(81E) | 6&8 | All | D3TZ 8213-A | "XLT" | 1 | |
| 8A213 HOSE (RADIATOR OVERFLOW) - Improve from bulk hose (9324) | | | | | | | |
| 8B220-1 EXTENSION (RADIATOR SIDE SUPPORT) | | | | | | | |
| 75/ | E100/350 | 6&8 | All | D5UZ 8B220-A | R.H. | 1 | |
| | | | | D7UZ 8B221-A | L.H. | 1 | |
| 8B229 RETAINER (LOWER RADIATOR SUPPORT INSULATOR) - Improve | | | | | | | |
| 8232 BRACKET (RADIATOR GRILLE MOUNTING) | | | | | | | |
| 73/77 | F100/350 | 6&8 | All | D3TZ 8232-A | R.H.-outer | 1 | |
| | | | | D3TZ 8232-B | L.H.-outer | 1 | |
| 78/ | F100/350 | 6&8 | All | D8TZ 8232-A | R.H.-Outer | 1 | |
| | | | | D8TZ 8232-B | L.H.-Outer | 1 | |
| 8255 GASKET (WATER OUTLET CONNECTION) - Also refer to group 8575 | | | | | | | |
| 73/74 | F100/250 - - hang-on A/C | 6 | 240,300 | D2AZ 8255-A | Used as spacer | 1 | |
| 73/74 | E100/300 - - hang-on A/C | 6 | 240,300 | | Used as spacer | 1 | |
| 8255 GASKET ASSORTMENT (WATER OUTLET CONNECTION) | | | | | | | |
| 73/ | All | | | C8PZ 8255-A | *RG-12 | AR | |
| Consists of | | | | | | | |
| | 10-B5A 8255-A | *RG-1 | | 5-C8PZ 8255-M | *RG-19 | 10-C8PZ 8255-Z | *RG-26 |
| | 5-C8PZ 8255-E | *RG-13 | | 5-C8PZ 8255-N | *RG-20 | 10-C8PZ 8255-AA | *RG-27 |
| | 5-C8PZ 8255-G | *RG-14 | | 5-C8PZ 8255-R | *RG-21 | 10-C8PZ 8255-AB | *RG-28 |
| | 5-C8PZ 8255-H | *RG-15 | | 5-C8PZ 8255-S | *RG-22 | 5-C8PZ 8255-AC | *RG-29 |
| | 5-C8PZ 8255-J | *RG-16 | | 5-C8PZ 8255-T | *RG-23 | 15-C9AZ 8255-A | *RG-30 |
| | 5-C8PZ 8255-K | *RG-17 | | 10-C8PZ 8255-U | *RG-24 | 5-EAD 8255-A | *RG-10 |
| | 5-C8PZ 8255-L | *RG-18 | | 5-C8PZ 8255-V | *RG-25 | 5-EAG 8255-B | *RG-8 |

8260 HOSE (RADIATOR)



P-4189

RADIATOR HOSE LOCATIONS (TYPICAL)

CUT POINT – Many new molded hoses are designed for multiple applications. Cut-off instructions to fit specified applications are provided with the affected hoses. Appropriate cut-off marks (A,B,C) are imprinted on the cuff of the hose. The cut-off point is shown on the application charts which follow.

HOSE USAGE– Where more than one upper or lower hose is used, see the Location column to find the hose used from pipe-to-radiator (R), pipe-to-engine (E), or oil cooler (O).

Motorcraft numbers as they appear in the model application chart which follows can be used to determine diameter and length of the hose as explained below.

**FLEXIBLE
RADIATOR HOSE**

FIRST LETTER PREFIX:
SECOND LETTER PREFIX:

K – Designates the hose line in all cases.
A – Designates 1 1/4" inside diameter at end opening.
B – Designates 1 1/2" inside diameter at end opening.
C – Designates 1 3/4" inside diameter at end opening.
D – Designates 2" inside diameter at end opening.

NUMBERS: (There must always be a three digit numeral). First two digits designate the amount of full inches of hose length. Third digit designates the remaining fraction of an inch (expressed in eights of an inch) of hose length.

EXAMPLE: KAB-194-Flexible radiator hose having 1 1/4" inside diameter at one end and a 1 1/2" inside diameter at the other end opening and a hose length of 19 1/2".
KC-092-Flexible radiator hose having 1 3/4" end opening inside diameter at both ends and a hose length of 9 1/4".

**MOLDED
RADIATOR HOSE**

FIRST LETTER PREFIX:
SECOND and THIRD LETTER PREFIXES:

K – Designates the hose line in all cases.
M – Designates the molded curved type hose.
S – Designates the molded straight type hose.

NUMBERS: Sequential numbering system beginning with the numeral "1".

EXAMPLE: KM-174-Motorcraft moulded curved radiator hose.
KS-7-Motorcraft moulded straight radiator hose.

1973/79 TRUCK SERIES 100/500

SECTION 80 33

| MODEL APPLICATION CHART | | | | | | | | | | | | | | |
|--|-------|---------|------------------|--------------------------------------|--------------------------------------|------------------|--|-------------|------------------|--------------------------------------|--------------------------------------|---|-------------|-------------|
| MODEL | YEAR | ENGINE | | UPPER HOSE | | | | | LOWER HOSE | | | | | |
| | | C.I.D. | T Y P E | L O C A T I O N | C Y L I N D E R | I.D. (INCHES) | PART NUMBER | | T Y P E | L O C A T I O N | C Y L I N D E R | I.D. (INCHES) | PART NUMBER | |
| | | | | | | | SERVICE | MOTOR-CRAFT | | | | | SERVICE | MOTOR-CRAFT |
| 8260 HOSE (RADIATOR) Notes: "E" - Pipe to engine, - "R" - Radiator to pipe, - "S" - Single hose used - radiator to engine, - ● "M" - Moulded ⊕ Cut off at "A", "B" or "C" marking on hose as indicated, † Used on fill pipe for 1973, for 1974 use 8333 bulk hose | | | | | | | | | | | | | | |
| 6 CYLINDER - GAS | | | | | | | | | | | | | | |
| B500 | 73/77 | 300 L/D | M | S | | | D2PZ 8260-G | KM612 | M | S | 1 3/4 & 1 7/8 | C5TZ 8286-N | KM74 | |
| E100/300 -- A/T and S/C | 73/74 | 240 | M | S | | | D0PZ 8260-C | KM294A | M | S | 1 3/4 & 1 7/8 | C8UZ 8286-B | KM103 | |
| E100/300 -- A/T and X/C | 73/74 | 240 | M | S | 1 1/2 | | D1UZ 8260-A | KM420 | M | S | 1 3/4 & 1 7/8 | C7TZ 8286-E | KM90 | |
| E100/300 -- M/T and X/C | 73/74 | 240 | M | S | | | D0PZ 8260-C | KM294A | M | S | 1 3/4 & 1 7/8 | C8UZ 8286-B | KM103 | |
| E100/300 -- M/T and S/C | 73/74 | 240 | M | S | 1 1/2 | | D1TZ 8260-A | KM390 | M | S | 1 3/4 | C7TZ 8286-E | KM90 | |
| E100/300 -- S/C | 73/73 | 300 | M | S | | | D0PZ 8260-C | KM294A | M | S | 1 3/4 & 1 7/8 | C8UZ 8286-B | KM103 | |
| E300 -- X/C | 73 | 300 | M | S | 1 1/2 | | D1UZ 8260-A | KM420 | M | S | 1 3/4 | C7TZ 8286-E | KM90 | |
| E100/300 -- X/C | 74 | 300 | M | S | 1 1/2 | | D1UZ 8260-A | KM420 | M | S | 1 3/4 & 1 7/8 | C7TZ 8286-E | KM90 | |
| E100/350 -- S/C and M/T | 75 | 300 | M | S | 1 1/2 | | ★ D5UZ 8260-A r/bC9TZ 8260-A (2/78) | KM795 | M | S | 1 3/4, 1 7/8 | D5UZ 8286-D | KM813 | |
| E100/250 -- X/C and M/T | 75 | 300 | M | S | 1 1/2 | | ★ D5UZ 8260-A r/bC9TZ 8260-B (2/78) | KM795 | M | S | 1 3/4, 1 7/8 | D5UZ 8286-D | KM813 | |
| E100/350 -- S/C, X/C and A/T | 75/76 | 300 | M | S | 1 1/2 | | D5UZ 8260-B | KM796 | M | S | 1 3/4, 1 7/8 | D5UZ 8286-C | KM805 | |
| E100/350 -- S/C, X/C -- "Before Ser. CA0,001" | 77/78 | 300 | M | S | 1 1/2 | | ★ D5UZ 8260-A | KM795 | M | S | 1 3/4 | D5UZ 8286-D | KM813 | |
| E100/350 -- L/D -- "Before Ser. CA0,001" trailer tow pkg. | 77/78 | 300 | | | | | r/bC9TZ 8260-B (2/78) | | | | | | | |
| E100/350 -- X/C and M/T | 76 | 300 | M | S | 1 1/2 | | D5UZ 8260-B | KM796 | M | S | 1 3/4, 1 7/8 | D5UZ 8286-C | KM805 | |
| E100/350 -- A/C -- "Before Ser. CA0,001" | 77/78 | 300 | M | S | 1 1/2 | | D7UZ 8260-A | KM920 | M | S | 1 7/8 | D7UZ 8286-A Incl. clamps | KM-919 | |
| E100/350 -- S/C, X/C -- "From Ser. CA0,001" | 78/ | 300 | M | R | 1 1/2 | | D7UZ 8260-A | KM920 | M | R | 1 3/4 | D5UZ 8286-D | KM813 | |
| E100/350 -- A/C -- "From Ser. CA0,001" | 78/ | 300 | M | R | 1 1/2 | | D7UZ 8260-A | KM920 | M | R | 1 7/8 | ★ D7UZ 8286-A Incl. Clamps r/bD5UZ 8286-C (1/80) | KM919 | |
| F100 -- 2/W/D and M/T with S/C | 73 | 240 | M | S | 1 1/2 | | D1TZ 8260-A | KM390 | M | S | 1 3/4 | C7TZ 8286-E | KM90 | |
| F100 -- 2/W/D and M/T with S/C | 74 | 240 | M | S | 1 1/2 | | D1TZ 8260-A | KM390 | M | S | 1 3/4 & 1 7/8 | C7TZ 8286-E | KM90 | |
| F100 -- 2/W/D and M/T with X/C | 73/74 | 240 | M | S | 1 1/2 | | C8TZ 8260-D | KM257 | M | S | 1 3/4 | C7TZ 8286-E | KM90 | |
| F100 -- A/T and S/C | 73/74 | 240 | M | S | 1 1/2 | | C8TZ 8260-D | KM257 | M | S | 1 3/4 & 1 7/8 | C7TZ 8286-E | KM90 | |
| F100 -- A/T and X/C | 73/74 | 240 | M | S | 1 1/2 | | C9TZ 8260-B | KM1 | | | 1 3/4 | C7TZ 8286-E | KM90 | |
| F100 -- 4/W/D and S/C | 73 | 240 | M | S | 1 1/2 | | C8TZ 8260-D | KM257 | M | S | 1 3/4 | C7TZ 8286-E | KM90 | |
| F100 -- 4/W/D and S/C | 74 | 240 | M | S | 1 1/2 | | C8TZ 8260-D | KM257 | M | S | 1 3/4 & 1 7/8 | C7TZ 8286-E | KM90 | |

APRIL, 1980

COPYRIGHT © 1980—

FORD MOTOR

—DEARBORN, MICHIGAN

COMPANY

CHANGE 1

**1973/79
TRUCK SERIES 100/500**

| MODEL APPLICATION CHART | | | | | | | | | | | | |
|-------------------------|------|--------|-----------------------|-----------------------------------|------------------|-------------|-----------------|-----------------------|-----------------------------------|------------------|-------------|-----------------|
| MODEL | YEAR | ENGINE | | UPPER HOSE | | | | | LOWER HOSE | | | |
| | | C.I.D. | T Y P E ● | L O C U T P T.⊕ | I.D. (INCHES) | PART NUMBER | | T Y P E ● | L O C U T P T.⊕ | I.D. (INCHES) | PART NUMBER | |
| | | | | | | SERVICE | MOTOR- CRAFT | | | | SERVICE | MOTOR- CRAFT |

8260 HOSE (RADIATOR) — Cont'd

Notes: "E" — Pipe to engine, — "R" — Radiator to pipe, — "S" — Single hose used — radiator to engine, — ● "M" — Moulded
⊕ Cut off at "A", "B" or "C" marking on hose as indicated, † Used on fill pipe for 1973, for 1974 use 8333 bulk hose

6 CYLINDER — GAS

| | | | | | | | | | | | | |
|--|-------|-----|---|---|-------|-------------|-------|---|---|---------------|-------------|-------|
| F250 — — 2/W/D and A/T with S/C | 73 | 300 | M | S | 1 1/2 | C8TZ 8260-D | KM257 | M | S | 1 3/4 | C7TZ 8286-E | KM90 |
| F250 — — 2/W/D and A/T with S/C | 74/76 | 300 | M | S | 1 1/2 | C8TZ 8260-D | KM257 | M | S | 1 3/4 & 1 7/8 | C7TZ 8286-E | KM90 |
| F250 — — 2/W/D and M/T with S/C Calif.— "From Ser. W00,001" | 75/76 | 300 | | | | | | | | | | |
| F250 — — 4/W/D and M/T with S/C | 73 | 300 | M | S | 1 1/2 | C8TZ 8260-D | KM257 | M | S | 1 3/4 | C7TZ 8286-E | KM90 |
| F250 — — 4/WD & M/T with S/C | 74/76 | 300 | M | S | 1 1/2 | C8TZ 8260-D | KM257 | M | S | 1 3/4 & 1 7/8 | C7TZ 8286-E | KM90 |
| F250 — — M/T and A/T with X/C— "Before Ser. W00,001" | 73/75 | 300 | M | S | 1 1/2 | C9TZ 8260-B | KM1 | M | S | 1 3/4 | C7TZ 8286-E | KM90 |
| F250 — — M/T and A/T with X/C exc. Calif.— "From Ser. W00,001 to B50,001" | 75/76 | 300 | | | | | | | | | | |
| F250 — — M/T and A/T with X/C Calif.— "From Ser. W00,001 to B50,001" | 75/76 | 300 | M | S | 1 1/2 | C9TZ 8260-B | KM1 | M | S | 1 3/4 & 1 7/8 | C7TZ 8286-E | KM90 |
| F250 — — 2/W/D and M/T with S/C | 77/ | 300 | M | S | 1 1/2 | C8TZ 8260-D | KM257 | M | S | 1 3/4 | C7TZ 8286-E | KM90 |
| F250 — — 2/W/D and A/T with S/C | 77/ | 300 | M | S | 1 1/2 | C8TZ 8260-D | KM257 | M | S | 1 3/4 & 1 7/8 | C7TZ 8286-E | KM90 |
| F250 — — 2/W/D and X/C "From Ser. B50,001" | 77/ | | | | | | | | | | | |
| F250 — — 4/W/D and S/C— "Before Ser. Y20,001" | 77 | 300 | | | | | | | | | | |
| F250 — — 4/W/D and X/C— "Before Ser. Y20,001" | 76/77 | | | | | | | | | | | |
| F250 — — 4/W/D and S/C or X/C— "From Ser. Y20,001" | 77/ | 300 | M | S | 1 1/2 | C8TZ 8260-D | KM257 | M | S | | D7TZ 8286-D | KM971 |
| F250 — — 2/W/D and A/C | 77/ | 300 | M | S | 1 1/2 | C9TZ 8260-B | KM1 | M | S | 1 3/4 | C7TZ 8286-E | KM90 |
| F250 — — 4/W/D and A/C | 77/ | 300 | M | S | 1 1/2 | C9TZ 8260-B | KM1 | M | S | | D7TZ 8286-E | KM972 |
| F250 — — S/X/C | 79 | 300 | M | S | 1 1/2 | C9TZ 8260-B | KM1 | M | S | 1 3/4 | C7TZ 8286-E | KM90 |
| F350 — — M/T and S/C w/single r/wheels | 73 | 300 | M | S | 1 1/2 | C8TZ 8260-D | KM257 | M | S | 1 3/4 | C7TZ 8286-E | KM90 |
| F350 — — M/T and S/C w/single r/wheels | 74/75 | 300 | M | S | 1 1/2 | C8TZ 8260-D | KM257 | M | S | 1 3/4 & 1 7/8 | C7TZ 8286-E | KM90 |
| F350 — — M/T and X/C w/single r/wheels | 73/75 | 300 | M | S | 1 1/2 | C9TZ 8260-B | KM1 | M | S | 1 3/4 | C7TZ 8286-E | KM90 |
| F350 — — A/T and S/C w/single r/wheels | 73/75 | 300 | M | S | 1 1/2 | C9TZ 8260-B | KM1 | M | S | 1 3/4 | C7TZ 8286-E | KM90 |

1973/79
TRUCK SERIES 100/500

MODEL APPLICATION CHART

| MODEL | YEAR | ENGINE | | UPPER HOSE | | | | | LOWER HOSE | | | | | |
|-------|------|--------|-----------------------|-----------------------|----------------------------------|------------------|-------------|-------------|-----------------------|-----------------------|----------------------------------|------------------|-------------|-------------|
| | | C.I.D. | T Y P E ● | L O P C Δ | C O U T P T. ⊕ | I.D. (INCHES) | PART NUMBER | | T Y P E ● | L O P C Δ | C O U T P T. ⊕ | I.D. (INCHES) | PART NUMBER | |
| | | | | | | | SERVICE | MOTOR-CRAFT | | | | | SERVICE | MOTOR-CRAFT |

8260 HOSE (RADIATOR) — Cont'd

Notes: "E" — Pipe to engine, — "R" — Radiator to pipe, — "S" — Single hose used — radiator to engine, — ● "M" — Moulded

⊕ Cut off at "A", "B" or "C" marking on hose as indicated, † Used on fill pipe for 1973, for 1974 use 8333 bulk hose

6 CYLINDER — GAS

| | | | | | | | | | | | | | |
|--|-------|-----|---|---|-------|-------------|---------|---|---|--|---------------|-------------|-------|
| F350 — — A/T and X/C w/single r/wheels | 73/74 | 300 | M | S | 1 1/2 | D2PZ 8260-G | KM612 | M | S | | | C7TZ 8286-A | KM87 |
| F350 — — A/T and X/C | 75 | 300 | M | S | | | | | | | | | |
| F350 — — S/C and dual r/wheels | 73/74 | 300 | M | S | 1 1/2 | C9TZ 8260-B | KM1 | M | S | | 1 3/4 | C7TZ 8286-E | KM90 |
| F350 — — S/C and dual r/wheels | 75 | 300 | M | S | 1 1/2 | C8TZ 8260-D | KM257 | M | S | | 1 3/4 & 1 7/8 | C7TZ 8286-E | KM90 |
| F350 — — X/C and dual r/wheels | 73/74 | 300 | M | S | 1 1/2 | D2PZ 8260-G | KM612 | M | S | | | C7TZ 8286-A | KM87 |
| F350 — — X/C and dual r/wheels | 75 | 300 | M | S | 1 1/2 | C9TZ 8260-B | KM1 | M | S | | 1 3/4 | C7TZ 8286-E | KM90 |
| F350 — — S/C and X/C | 76/ | 300 | M | S | 1 1/2 | C8TZ 8260-D | KM257 | M | S | | 1 3/4, 1 7/8 | C7TZ 8286-E | KM90 |
| F350 — — A/C | 77/ | 300 | M | S | 1 1/2 | C9TZ 8260-B | KM1 | M | S | | 1 3/4 | C7TZ 8286-E | KM90 |
| F350 — — S/X/C | 79 | 300 | M | S | 1 1/2 | C9TZ 8286-B | KM1 | M | S | | 1 3/4 | C7TZ 8286-E | KM90 |
| F500 | 73/77 | 300 | M | S | | D2PZ 8260-G | KM612 | M | S | | 1 3/4 & 1 7/8 | C5TZ 8286-N | KM74 |
| P350/500 — — A/T | 73/77 | 300 | M | S | | D0PZ 8260-C | KM294-A | M | R | | 1 3/4 | C5TZ 8286-V | KM77 |
| | | | | | | | | M | E | | | D2PZ 8286-B | KM599 |
| P350/500 — — M/T | 73/77 | 300 | M | S | | D0PZ 8260-C | KM294A | M | S | | | D5UZ 8286-C | KM805 |

8 CYLINDER — GAS

| | | | | | | | | | | | | | |
|--|-------|---------|---|---|-------|-------------|--------|---|---|--|-------|-----------------------|-------|
| B500 | 73 | 330 M/D | M | S | 1 3/4 | C8TZ 8260-M | KM38 | M | R | | | D2PZ 8286-E | KM607 |
| | | | | | | | | M | E | | | D2PZ 8286-E | KM607 |
| B500 — — "Before Ser. W00,001" | 74/75 | 330 M/D | M | S | | D1TZ 8260-B | KM394 | M | R | | | D2PZ 8286-E | KM607 |
| | | | | | | | | M | E | | 2 | C9PZ 8333-C | KS7 |
| B500 — — "From Ser. W00,001 to O80,001" | 75/77 | 330M/D | M | S | 1 3/4 | D5TZ 8260-C | KM851 | M | R | | 2 | D5TZ 8286-B | KM842 |
| B500 — — "From Ser. O80,001" | 77 | 330M/D | M | S | | D6PZ 8260-G | KM151 | M | R | | 2 | D5TZ 8286-B | KM842 |
| | | | | | | | | M | E | | 2 | D5TZ 8286-B | KM842 |
| E100/300 — — S/C | 73/74 | 302 | M | S | 1 1/2 | D2PZ 8260-H | KM615 | M | S | | 1 3/4 | C8UZ 8286-C | KM283 |
| E100/300 — — X/C with or without A/C | 73/74 | 302 | M | S | 1 1/2 | D1UZ 8260-B | KM421 | M | S | | | D2PZ 8286-D | KM606 |
| E100/350 — — M/T, w/o A/C | 79 | 302 | M | S | 1 1/2 | D9TZ 8260-A | KM1038 | M | S | | 1 3/4 | D7UZ 8286-B | KM957 |
| E100/350 — — M/T, With A/C | 79 | 302 | M | S | 1 1/2 | D9TZ 8260-A | KM1038 | M | S | | 1 3/4 | ★ D1TZ 8286-B | KM415 |
| E100/350 — — A/T | 79 | 302 | | | | | | | | | | r/bE0TZ 8286-D (1/80) | |
| E100/350 — — Super X/C | 79 | 302 | | | | | | | | | | | |
| E100/350 — — S/C and E/C— "Before Ser. O40,001" | 75/77 | 351 | M | S | 1 1/2 | D6PZ 8260-F | KM761 | M | S | | 1 3/4 | ★ D1TZ 8286-B | KM415 |
| | | | | | | | | | | | | r/bE0TZ 8286-D (1/80) | |
| E100/350 — — S/C and E/C— "From Ser. O40,001 to Y00,001" | 77 | 351 | M | S | | D6PZ 8260-F | KM761 | M | S | | 1 3/4 | D7UZ 8286-B | KM957 |
| E100/350 — — S/C and E/C with M/T— "From Ser. Y00,001" | 77/78 | 351 | M | S | | D6PZ 8260-F | KM761 | M | S | | 1 3/4 | D7UZ 8286-B | KM957 |
| E100/350 — — S/C and E/C with A/T— "From Ser. Y00,001" | 77/78 | 351 | M | S | | D6PZ 8260-F | KM761 | M | S | | 1 3/4 | ★ D1TZ 8286-B | KM415 |
| | | | | | | | | | | | | r/bE0TZ 8286-D (1/80) | |

**1973/79
TRUCK SERIES 100/500**

| MODEL APPLICATION CHART | | | | | | | | | | | | | |
|---|-------|---------|------------------|--------------------------------------|---------------------------------|------------------|-------------|-------------|------------------|--------------------------------------|------------------|---|-------------|
| MODEL | YEAR | ENGINE | | UPPER HOSE | | | | | LOWER HOSE | | | | |
| | | C.I.D. | T Y P E | L O C A T I O N | C U P T I O N | I.D. (INCHES) | PART NUMBER | | T Y P E | L O C A T I O N | I.D. (INCHES) | PART NUMBER | |
| | | | | | | | SERVICE | MOTOR-CRAFT | | | | SERVICE | MOTOR-CRAFT |
| 8260 HOSE (RADIATOR) — Cont'd | | | | | | | | | | | | | |
| Notes: "E" — Pipe to engine, — "R" — Radiator to pipe, — "S" — Single hose used — radiator to engine, — ● "M" — Moulded ⊕ Cut off at "A", "B" or "C" marking on hose as indicated, † Used on fill pipe for 1973, for 1974 use 8333 bulk hose | | | | | | | | | | | | | |
| 8 CYLINDER — GAS | | | | | | | | | | | | | |
| E100/350 — — A/C—Super X/C— "Before Ser. 040,001" | 75/77 | 351 | M | S | | 1 1/2 | D6PZ 8260-N | KM872 | M | S | 1 3/4 | ★ D1TZ 8286-B r/bE0TZ 8286-D (1/80) | KM415 |
| E100/350 — — A/C— Super X/C— "From Ser. 040,001" | 77/78 | 351 | M | S | | | D6PZ 8260-N | KM872 | M | S | 1 3/4 | D1TZ 8286-B | KM415 |
| E100/350 — — M/T, w/o A/C | 79 | 351 | M | S | | 1 1/2 | D9TZ 8260-A | KM1038 | M | S | 1 3/4 | D7UZ 8286-B | KM957 |
| E100/350 — — M/T, With A/C | 79 | 351 | M | S | | 1 1/2 | D9TZ 8260-A | KM1038 | M | S | 1 3/4 | ★ D1TZ 8286-B r/bE0TZ 8286-D (1/80) | KM415 |
| E100/350 — — A/T | 79 | 351 | | | | | | | | | | | |
| E250/350 "Before Ser. 040,001" | 75/77 | 460 | M | S | | 1 1/2 | D6PZ 8260-F | KM761 | M | S | 1 3/4, 2 | D5UZ 8286-B | KM793 |
| E250/350— "From Ser. 040,001" | 77 | 460 | M | S | | | D7PZ 8260-C | KM554-A | M | S | 1 3/4 2 | D5UZ 8286-B | KM793 |
| E250/350 | 78/ | 460 | M | S | | | D7PZ 8260-C | KM554-A | M | S | 1 3/4 2 | D8TZ 8286-A | KM1019 |
| F100 — — S/C | 73/ | 302 | M | S | | | D2PZ 8260-L | KM609 | M | S | 1 3/4 | ★ D1TZ 8286-B r/bE0TZ 8286-D (1/80) | KM415 |
| F100 — — X/C and/or A/C | 73/75 | 302 | M | S | | 1 1/2 | D2TZ 8260-A | KM423 | M | S | 1 3/4 | ★ D1TZ 8286-B r/bE0TZ 8286-D (1/80) | KM415 |
| F100 — — X/C and M/T | 76/ | 302 | M | S | | | D2PZ 8260-L | KM609 | M | S | 1 3/4 | ★ D1TZ 8286-B r/bE0TZ 8286-D (1/80) | KM415 |
| F100 — — X/C and A/T | 76/77 | 302 | M | S | | 1 1/2 | D2TZ 8260-A | KM423 | M | S | 1 3/4, 2 | D2TZ 8286-A | KM422 |
| F100/150 — — X/C and A/T | 78 | 302 | M | S | | | D2PZ 8260-L | KM609 | M | S | 1 3/4 | ★ D1TZ 8286-B r/bE0TZ 8286-D (1/80) | KM415 |
| F100/150 — — A/C | 76/ | 302 | M | S | | 1 1/2 | D2TZ 8260-A | KM423 | M | S | 1 3/4, 2 | ★ D2TZ 8286-A r/bD7TZ 8286-B (1/80) | KM422 |
| F100/150 — — S/X/C | 79 | 302 | M | S | | 1 1/2 | D2TZ 8260-A | KM423 | M | S | 1 3/4, 2 | ★ D2TZ 8286-A r/bD7TZ 8286-B (1/80) | KM422 |
| F500 | 73 | 330 M/D | M | S | | 1 3/4 | C4TZ 8260-D | KM200 | M | S | 2 | C4TZ 8286-H | KM212 |
| F500— "Before Ser.W00,001" | 74/75 | 330 M/D | M | S | | | D1TZ 8260-B | KM394 | M | S | 1 3/4 & 2 | ★ D2TZ 8286-A r/bD7TZ 8286-B (1/80) | KM422 |
| F500 "From Ser. W00,001" | 75/77 | 330M/D | M | S | | | D6PZ 8260-G | KM151 | M | S | 2 | D2PZ 8286-G | KM608 |
| F100/250 — — 2/W/D and M/T with S/C or X/C— "Before Ser. X80,001" | 77 | 351M | M | S | | 1 1/2& 1 3/4 | D8TZ 8260-A | KM1021 | M | S | 1 11/16 &2 | D8TZ 8286-B | KM1031 |
| F150/350 — — 2/W/D and M/T with S/C— "From Ser. X80,001" | 77/ | 351M | | | | | | | | | | | |

1973/79
TRUCK SERIES 100/500

| MODEL APPLICATION CHART | | | | | | | | | | | | | | |
|-------------------------|------|--------|-----------------------|---|---|------------------|-------------|-----------------|-----------------------|---|---|------------------|-------------|-----------------|
| MODEL | YEAR | ENGINE | | | UPPER HOSE | | | | LOWER HOSE | | | | | |
| | | C.I.D. | T Y P E ● | L O C A T I O N Δ | C Y L I N D E R ⊕ | I.D. (INCHES) | PART NUMBER | | T Y P E ● | L O C A T I O N Δ | C Y L I N D E R ⊕ | I.D. (INCHES) | PART NUMBER | |
| | | | | | | | SERVICE | MOTOR- CRAFT | | | | | SERVICE | MOTOR- CRAFT |

8260 HOSE (RADIATOR) — Cont'd
Notes: "E" — Pipe to engine, — "R" — Radiator to pipe, — "S" — Single hose used — radiator to engine, — ● "M" — Moulded
⊕ Cut off at "A", "B" or "C" marking on hose as indicated, † Used on fill pipe for 1973, for 1974 use 8333 bulk hose
8 CYLINDER — GAS

| | | | | | | | | | | | | |
|---|-----------|--------------|---|---|-----------------|-------------|--------|---|---|---------------|-------------|--------|
| F100 — — A/T and S/C or X/C | 77/ | 351M | M | S | 1 1/2& 1 3/4 | D8TZ 8260-A | KM1021 | M | S | 1 3/4 2 | D8TZ 8286-B | KM1031 |
| F100 — — 2/W/D and M/T with S/C or X/C— "From Ser. X80,001" | 77/ | 351M | | | | | | | | | | |
| F150/250 — — 2/W/D and A/T with S/C or x/c— "From Ser. X80,001" | 77/ | 351M | | | | | | | | | | |
| F150/250 — — 2/W/D and M/T with X/C— "From Ser. X80,001" | 77/ | 351M | | | | | | | | | | |
| F150/250 — — 2/W/D and A/T with S/C or X/C— "Before Ser. X80,001" | 77 | 351M | M | S | 1 1/2& 1 3/4 | D8TZ 8260-A | KM1021 | M | S | 1 11/16 &2 | D8TZ 8286-B | KM1031 |
| F350 F150/250 — — 4/W/D and S/C or X/C— "Before Ser. Y20,001" | 77/ 77 | 351M 351M | M | S | 1 1/2& 1 3/4 | D8TZ 8260-A | KM1021 | M | S | 1 3/4& 2 | D8TZ 8286-B | KM1031 |
| F100/350 — — A/C F150 — — 4/W/D and S/C or X/C— "From Ser. Y20,001" | 77/ | 351M | | | | | | | | | | |
| F250 — — 4/W/D and S/C or X/C— "From Ser. Y20,001" | 77/ | 351M | M | S | 1 1/2& 1 3/4 | D8TZ 8260-A | KM1021 | M | S | | D7TZ 8286-F | KM973 |
| F100 — — M/T and camper spl. without A/C | 77/ | 351M | M | S | 1 1/2& 1 3/4 | D8TZ 8260-A | KM1021 | M | S | 1 11/16 &2 | D8TZ 8286-B | KM1031 |
| F100 — — A/T and camper spl. or L/D trailer towing without A/C | 77/ | 351M | M | S | 1 1/2& 1 3/4 | D8TZ 8260-A | KM1021 | M | S | 1 3/4& 2 | D8TZ 8286-B | KM1031 |
| F150/250 — — 2/W/D and camper spl. without A/C | 77/ | 351M | M | S | 1 1/2& 1 3/4 | D8TZ 8260-A | KM1021 | M | S | 1 11/16 &2 | D8TZ 8286-B | KM1031 |
| F150/250 — — 2/W/D and A/T with L/D trailer towing without A/C | 77/ | 351M | M | S | 1 1/2& 1 3/4 | D8TZ 8260-A | KM1021 | M | S | 1 11/16 &2 | D8TZ 8286-B | KM1031 |
| F100/250 — — 2/W/D and camper spl. or L/D trailer towing with A/C | 77/ | 351M | M | S | 1 1/2& 1 3/4 | D8TZ 8260-A | KM1021 | M | S | 1 3/4 &2 | D8TZ 8286-B | KM1031 |
| F100/250 — — 2/W/D and A/T with H/D trailer towing | 77/ | 351M | M | S | 1 1/2& 1 3/4 | D8TZ 8260-A | KM1021 | M | S | 1 3/4 &2 | D8TZ 8286-B | KM1031 |

**1973/79
TRUCK SERIES 100/500**

| MODEL APPLICATION CHART | | | | | | | | | | | | | |
|-------------------------|------|--------|-----------------------|--|--|------------------|-------------|-----------------|-----------------------|--|------------------|-------------|-----------------|
| MODEL | YEAR | ENGINE | | UPPER HOSE | | | | | LOWER HOSE | | | | |
| | | C.I.D. | T Y P E ● | L O C A T I O N P T. ⊕ | C U T I O N P T. ⊕ | I.D. (INCHES) | PART NUMBER | | T Y P E ● | L O C A T I O N P T. ⊕ | I.D. (INCHES) | PART NUMBER | |
| | | | | | | | SERVICE | MOTOR- CRAFT | | | | SERVICE | MOTOR- CRAFT |

8260 HOSE (RADIATOR) — Cont'd

Notes: "E" — Pipe to engine, — "R" — Radiator to pipe, — "S" — Single hose used — radiator to engine, — ● "M" — Moulded
⊕ Cut off at "A", "B" or "C" marking on hose as indicated, † Used on fill pipe for 1973, for 1974 use 8333 bulk hose

8 CYLINDER — GAS

| | | | | | | | | | | | | | | |
|--|-------------|-------------|---|---|-----------------|------|--------|--------|---|---|-------------|------|--------|-------|
| F100/350 — Super X/C— "Before Ser. Y20,001" | 77 | 351M | M | S | 1 1/2& 1 3/4 | D8TZ | 8260-A | KM1021 | M | S | 1 3/4 &2 | D7TZ | 8286-A | KM905 |
| F100/350 — 2/W/D and Super X/C— "From Ser. Y20,001" | 77/ | 351M | | | | | | | | | | | | |
| F250 — 4/W/D and Super X/C— "From Ser. Y20,001" | 77/ | 351M | M | S | 1 1/2& 1 3/4 | D8TZ | 8260-A | KM1021 | M | S | | D7TZ | 8286-G | KM974 |
| F350 — S/C | 73/74 | 360,390 2/B | M | S | 1 3/4 | C8TZ | 8260-B | KM255 | M | S | 2 | D5TZ | 8286-E | KM855 |
| F100/250 — S/C without T/E | 73/74 | 360,390 2/B | M | S | 1 3/4 | C8TZ | 8260-B | KM255 | M | S | | D5TZ | 8286-E | KM855 |
| F100 — S/C and M/T with T/E | 74/76 | 360 | M | S | 1 3/4 | C8TZ | 8260-B | KM255 | M | S | | D5TZ | 8286-E | KM855 |
| F100 — S/C without T/E F150/250 — S/O— "Before Ser. W20,001" | 75/76 75 | 360 360 | M | S | 1 3/4 | C8TZ | 8260-B | KM255 | M | S | | D5TZ | 8286-E | KM855 |
| F150/250 — S/C— "From Ser. W20,001" | 75/76 | 360 | M | S | 1 3/4 | C8TZ | 8260-B | | M | S | | D5TZ | 8286-E | KM855 |
| F100 — S/C — "Before Ser. W20,001" | 75 | 390 2/B | M | S | 1 3/4 | C8TZ | 8260-B | KM255 | M | S | | D5TZ | 8286-E | KM855 |
| F100 — S/C and A/T — "From Ser. W20,001" | 75/76 | 390 2/B | | | | | | | | | | | | |
| F100 — S/C and M/T exc. Calif.— "From Ser. W20,001" | 75/76 | 390 2/B | | | | | | | | | | | | |
| F100 — S/C and M/T Calif.— "From Ser. W20,001" | 75/76 | 390 2/B | M | S | 1 3/4 | C8TZ | 8260-B | KM255 | M | S | | D5TZ | 8286-E | KM855 |
| F100 — S/C and A/T with T/E | 74/76 | 360 | M | S | 1 3/4 | C8TZ | 8260-B | KM255 | M | S | 2 | D5TZ | 8286-E | KM855 |
| F100/250 — 4/W/D and X/C exc. Super X/C— "Before Ser. W20,001" | 73/75 | 360 | M | S | 1 3/4 | C8TZ | 8260-B | KM255 | M | S | 2 | D5TZ | 8286-E | KM855 |
| F350 — X/C,A/C | 73/74 | 360,390 2/B | M | S | 1 3/4 &2 | C8TZ | 8260-C | KM256 | M | S | 2 | D5TZ | 8286-D | KM854 |
| F100/250 — Super X/C— "Before Ser. W00,001" | 73/75 | 360,390 2/B | M | S | 1 3/4 & 2 | C8TZ | 8260-C | KM256 | M | S | 2 | D5TZ | 8286-D | KM854 |

1973/79
TRUCK SERIES 100/500

| MODEL APPLICATION CHART | | | | | | | | | | | | | | |
|---|-------|-----------------|-----------------------|---|---|------------------|-------------|-------------|-----------------------|---|---|------------------|-------------|-------------|
| MODEL | YEAR | ENGINE | | | UPPER HOSE | | | | LOWER HOSE | | | | | |
| | | C.I.D. | T Y P E ● | L O C A T I O N Δ | C Y L I N D E R ⊕ | I.D. (INCHES) | PART NUMBER | | T Y P E ● | L O C A T I O N Δ | C Y L I N D E R ⊕ | I.D. (INCHES) | PART NUMBER | |
| | | | | | | | SERVICE | MOTOR-CRAFT | | | | | SERVICE | MOTOR-CRAFT |
| 8260 HOSE (RADIATOR) — Cont'd | | | | | | | | | | | | | | |
| Notes: "E" — Pipe to engine, — "R" — Radiator to pipe, — "S" — Single hose used — radiator to engine, — ● "M" — Moulded ⊕ Cut off at "A", "B" or "C" marking on hose as indicated, † Used on fill pipe for 1973, for 1974 use 8333 bulk hose | | | | | | | | | | | | | | |
| 8 CYLINDER — GAS | | | | | | | | | | | | | | |
| F100/250 — Super X/C— "From Ser. W00,001 to W20,001" | 75 | 360,390 2/B | M | S | 1 3/4 | C8TZ 8260-B | KM255 | M | S | 2 | D5TZ 8286-D | KM854 | | |
| F100 — Super X/C— "From Ser. W20,001" | 75/76 | 360 | | | | | | | | | | | | |
| F100 — Super X/C— "From Ser. W20,001" | 75/76 | 390 2/B | M | S | 1 3/4 | C8TZ 8260-B | KM255 | M | S | | D5TZ 8286-D | KM854 | | |
| F100/250 — 2/W/D and X/C or A/C without T/E | 73 | 360,390 2/B | M | S | 1 3/4 | C8TZ 8260-B | KM255 | M | S | 2 | D5TZ 8286-E | KM855 | | |
| F100 — A/C without T/E | 74/76 | 360 | | | | | | | | | | | | |
| F100 — 2/W/D and X/C | 74/76 | 360, 390 2/B | | | | | | | | | | | | |
| F150/250 — 2/W/D and X/C or A/C— "Before Ser. W20,001" | 74/75 | 360, 390 2/B | | | | | | | | | | | | |
| F150/250 — X/C,A/C and trailer towing package—Calif.— "From Ser. W20,001" | 75/76 | 360 | M | S | 1 3/4 | C8TZ 8260-B | KM255 | M | S | | D5TZ 8286-D | KM854 | | |
| F100/250 — X/C, A/C or trailer towing package — exc. Calif. "From Ser. W20,001" | 75/76 | 360 | M | S | 1 3/4 | C8TZ 8260-B | KM255 | M | S | | D5TZ 8286-E | KM855 | | |
| F100 — A/C and T/E— "Before Ser. W20,001" | 74/75 | 360 | M | S | 1 3/4 & 2 | C8TZ 8260-C | KM256 | M | S | 2 | D2PZ 8286-G | KM608 | | |
| F100 — A/C and T/E exc. Calif.— "From Ser. W20,001" | 75/76 | 360 | M | S | 1 3/4 & 2 | C8TZ 8260-C | KM256 | M | S | | D5TZ 8286-E | KM854 | | |
| F100 — A/C and T/E Calif.— "From Ser. W20,001" | 75/76 | 360 | M | S | 1 3/4 & 2 | C8TZ 8260-C | KM256 | M | S | | D5TZ 8286-D | KM854 | | |
| F150 — trailer towing pkg. | 75/76 | 360 | M | S | 1 3/4 | C8TZ 8260-B | KM255 | M | S | 2 | D5TZ 8286-E | KM855 | | |
| F250 — S/C and X/C without A/C | 74/76 | 390 4/B | M | S | 1 3/4 | C8TZ 8260-B | KM255 | M | S | 2 | D5TZ 8286-E | KM855 | | |
| F250 — A/C, Super X/C or trailer towing package | 74/75 | 390 4/B | M | S | 1 3/4 | C8TZ 8260-B | KM255 | M | S | 2 | D5TZ 8286-D | KM854 | | |
| F350 | 74/76 | 390 4/B | | | | | | | | | | | | |
| F150— "Before Ser. W20,001" | 75 | 390 4/B | M | S | 1 3/4 | C8TZ 8260-B | KM255 | M | S | 2 | D5TZ 8286-D | KM854 | | |
| F150 — Std. cooling X/C and trailer towing package— "From Ser. W20,001" | 75/76 | 390 4/B | M | S | 1 3/4 | C8TZ 8260-B | KM255 | M | S | | D5TZ 8286-E | KM855 | | |

**1973/79
TRUCK SERIES 100/500**

| MODEL APPLICATION CHART | | | | | | | | | | | | | | |
|---|-------|----------|-----------------------|---|---|--------------------|-------------|-----------------|-----------------------|---|---|------------------|-------------|-----------------|
| MODEL | YEAR | ENGINE | | UPPER HOSE | | | | | LOWER HOSE | | | | | |
| | | C.I.D. | T Y P E ● | L O C A T I O N Δ | C Y L I N D E R ⊕ | I.D. (INCHES) | PART NUMBER | | T Y P E ● | L O C A T I O N Δ | C Y L I N D E R ⊕ | I.D. (INCHES) | PART NUMBER | |
| | | | | | | | SERVICE | MOTOR- CRAFT | | | | | SERVICE | MOTOR- CRAFT |
| 8260 HOSE (RADIATOR) — Cont'd Notes: "E" — Pipe to engine, — "R" — Radiator to pipe, — "S" — Single hose used — radiator to engine, — ● "M" — Moulded ⊕ Cut off at "A", "B" or "C" marking on hose as indicated, † Used on fill pipe for 1973, for 1974 use 8333 bulk hose | | | | | | | | | | | | | | |
| 8 CYLINDER — GAS | | | | | | | | | | | | | | |
| F150 — Super X/C "From Ser. W20,001" | 75/76 | 390 4/B | M | S | 1 3/4 | C8TZ 8260-B | KM255 | M | S | | | D5TZ 8286-D | KM854 | |
| F250 — A/C, Super X/C or trailer towing package | 76 | 390 4/B | M | S | 1 3/4 | C8TZ 8260-B | KM255 | M | S | | | D5TZ 8286-D | KM854 | |
| F350 — S/C | 75 | 360, 390 | M | S | 1 3/4 | C8TZ 8260-B | KM255 | M | S | | | D5TZ 8286-E | KM855 | |
| F350 | 76 | 360, 390 | | | | C8TZ 8260-B | | | | | | D5TZ 8286-E | | |
| F350 — X/C, A/C or Super X/C | 75 | 360, 390 | M | S | 1 3/4 | C8TZ 8260-B | KM255 | M | S | | | D5TZ 8286-D | KM854 | |
| F100/350 — S/C X/C or A/C without Super X/C "Before Ser. Y20,001" | 77 | 400 | M | S | 1 1/2 & 1 3/4 | D8TZ 8260-A | KM1021 | M | S | | 1 3/4 2 | D8TZ 8286-B | KM1031 | |
| F100/350 — S/C, S/C or A/C without Super X/C— "From Ser. Y20,001" | 77/ | 400 | | | | | | | | | | | | |
| F250 — 4/W/D and S/C or X/C without Super X/C— "From Ser. Y20,001" | 77/ | 400 | M | S | 1 1/2 & 1 3/4 | D8TZ 8260-A | KM1021 | M | S | | | D7TZ 8286-F | KM973 | |
| F100/350 — Super X/C— "Before Ser. Y20,001" | 77 | 400 | M | S | 1 1/2 & 1 3/4 | D8TZ 8260-A | KM1021 | M | S | | 1 3/4 & 2 | D7TZ 8286-A | KM905 | |
| F100/350 — 2/W/D and Super X/C— "From Ser. Y20,001" | 77/ | | | | | | | | | | | | | |
| F250 — 4/W/D and Super X/C— "From Ser. Y20,001" | 77/ | 400 | M | S | 1 1/2 & 1 3/4 | D8TZ 8260-A | KM1021 | M | S | | | D7TZ 8286-G | KM974 | |
| F250 — S/C— "Before Ser. T80,001" | 73/74 | 460 | M | S | 1 3/4 | D3TZ 8260-A | KM715 | M | S | | 2 | D6PZ 8286-E | KM707 | |
| F250 — X/C | 73/74 | 460 | | | | | | | | | | | | |
| F100 — S/C | 73 | 460 | | | | | | | | | | | | |
| F100/250 — A/C, Super X/C, or trailer towing package | 73/74 | 460 | M | S | 1 3/4 & 1 1/2 | D3TZ 8260-B | KM716 | M | S | | 2 | D6PZ 8286-E | KM707 | |
| F350 | 73/74 | 460 | | | | | | | | | | | | |
| F100 — X/C | 73 | 460 | | | | | | | | | | | | |
| F100 — S/C | 74 | 460 | | | | | | | | | | | | |
| F250 — S/C— "From Ser. T80,001" | 74 | 460 | | | | | | | | | | | | |
| F350 — Super X/C | 77 | 460 | | | | | | | | | | | | |
| F100/250 — A/C, Super X/C or trailer towing pkg. | 75/76 | 460 | M | S | 1 1/2 & 1 3/4 | D7PZ 8260-B (2/78) | KM476A | M | S | | 2 | D6PZ 8286-E | KM707 | |
| F350 | 75/76 | 460 | | | | | | | | | | | | |
| F100/250 — S/C | 75/76 | 460 | | | | | | | | | | | | |

1973/79
TRUCK SERIES 100/500

| MODEL APPLICATION CHART | | | | | | | | | | | | |
|---|--|---------|-----------------------|--|------------------|--|-------------|-----------------------|--|------------------|-------------|-------------|
| MODEL | YEAR | ENGINE | | | UPPER HOSE | | | | LOWER HOSE | | | |
| | | C.I.D. | T Y P E ● | L O C A T I O N P T. ⊕ | I.D. (INCHES) | PART NUMBER | | T Y P E ● | L O C A T I O N P T. ⊕ | I.D. (INCHES) | PART NUMBER | |
| | | | | | | SERVICE | MOTOR-CRAFT | | | | SERVICE | MOTOR-CRAFT |
| 8260 HOSE (RADIATOR) — Cont'd Notes: "E" — Pipe to engine, — "R" — Radiator to pipe, — "S" — Single hose used — radiator to engine, — ● "M" — Moulded ⊕ Cut off at "A", "B" or "C" marking on hose as indicated, † Used on fill pipe for 1973, for 1974 use 8333 bulk hose | | | | | | | | | | | | |
| 8 CYLINDER — GAS | | | | | | | | | | | | |
| F150/250 | 77 | 460 | M | S | 1 3/4 & 1 1/2 | D3TZ 8260-B | KM716 | M | S | 1 3/4 & 2 | D7TZ 8286-A | KM905 |
| F350 — exc. Super X/C | 77 | 460 | | | | | | | | | | |
| F150/350 | 78/ | 460 | M | S | 1 3/4 & 1 1/2 | D8TZ 8260-B | KM1055 | M | S | 2" | D6PZ 8286-E | KM707 |
| M450/500 — exc. low profile radiator | 73/76 | 360,390 | M | S | | D3TZ 8260-E | KM773 | M | S | | D6PZ 8286-E | KM707 |
| M450/500 — low profile radiator | 73/76 | 360,390 | M | S | | ♦ C9PZ 8333-D | KS8 | | | | | |
| M450/500 — low profile radiator | 73/76 | 360,390 | M | S | | D4HZ 8260-F | KM825 | M | S | | D4HZ 8286-E | KM826 |
| M450/500 — low profile radiator | 73/76 | 460 | M | S | | D4HZ 8260-G | KM828 | M | S | | D4HZ 8286-F | KM827 |
| YEAR | MODEL/RESTRICTIONS | | ENGINE | | PART NUMBER | DESCRIPTION | | QTY. | | | | |
| | | CYL. | C.I.D. (C.C.D.) | | | | | | | | | |
| 8A278 BRACKET (RADIATOR GRILLE MOUNTING UPPER) | | | | | | | | | | | | |
| 73/ | F100/350 | | 6&8 | All | D3TZ 8A278-A | | | 1 | | | | |
| 8A281 REINFORCEMENT (RADIATOR LOWER SUPPORT) | | | | | | | | | | | | |
| 75/ | E100/150 — w/dual batteries and/or A/C | | 6&8 | All | D5UZ 8A281-A | R.H. | | 1 | | | | |
| 75/ | E250/350 | | 6&8 | All | D5UZ 8A281-B | L.H. | | 1 | | | | |
| 8286 Refer to group 8260 | | | | | | | | | | | | |
| 8287 CLAMP (HOSE) | | | | | | | | | | | | |
| 73/ | All | | 6&8 | All | B7A 8287-A | *YF-229—Universal type—adjustable range—5/8" to 1 1/4"—worm type | | AR | | | | |
| 73/ | All | | 6&8 | All | B7A 8287-B | *YF-230—Universal type—adjustable range—1 1/2" to 2 1/2"—worm type | | AR | | | | |
| 73/ | All | | 6&8 | All | B7AZ 8287-C | *YF-232—Universal type—adjustable range—13/16" to 1 3/4"—worm type | | AR | | | | |
| 73/ | All | | 6&8 | All | B7AZ 8287-D | *YF-233—Universal type—adjustable range—2 3/4" to 4"—worm type | | AR | | | | |
| 73/ | All | | 6&8 | All | C9AZ 8287-A | *YF-231—Universal type—adjustable range—1/4" to 5/8"—worm type | | AR | | | | |
| 73/ | All | | 6&8 | All | C9AZ 8287-B | *YF-234—Universal type—adjustable range—2 1/16" to 3"—worm type | | AR | | | | |

**1973/79
TRUCK SERIES 100/500**

SECTION 80 43

| YEAR | MODEL/RESTRICTIONS | ENGINE | | PART NUMBER | DESCRIPTION | QTY. |
|---|---------------------------------------|--------|--------------------|--------------|---|------|
| | | CYL. | C.I.D. (C.C.D.) | | | |
| 8289 TEE CONNECTOR (TRANSMISSION OIL COOLER WATER RETURN) | | | | | | |
| 73/77 | P350/500 -- A/T | 6 | 240,300 | B6D 8289-A | | 1 |
| 8291 PIPE (RADIATOR HOSE EXTENSION) | | | | | | |
| 73/77 | B500 | 8 | 330 | C6TZ 8291-A | Lower-2" I.D. x 5 7/8" long-incl. tapped outlet | 1 |
| 8A291 BRACKET (RADIATOR SUPPORT TO FRAME) | | | | | | |
| 73/76 | M450/500 -- exc. low profile radiator | 8 | 360,390 | D3TZ 8A291-A | # D3HS 8A291-AA | 2 |
| 74/76 | M450/500 -- low profile radiator | 8 | 360,390, 460 | D4HZ 8A291-A | | 2 |
| 8302-3 BRACE (RADIATOR GRILLE GUARD TO FRAME) | | | | | | |
| 73/77 | B-F500 | 6&8 | All | D3TZ 8302-A | R.H. | 1 |
| | | | | D3TZ 8303-A | L.H. | 1 |
| 8307 GUARD (RADIATOR GRILLE) - Also refer to groups 18410 and 18411 | | | | | | |
| 73/77 | B-F500 | 6&8 | All | D3TZ 8307-B | Guard only | 1 |
| 8A310 SEAL ASSY. (RADIATOR TO SPLASH SHIELD) | | | | | | |
| 73/76 | B-F500 | 8 | 330 | C4TZ 8A310-A | Lower-"U" shape-30" long-incl. flange and rubber seal | 1 |
| 8316 LETTER (RADIATOR GRILLE PANEL) | | | | | | |
| 73/74 | E100/300 | 6&8 | All | D1UZ 8316-A | "F"-incl. attaching parts | 1 |
| | | | | D1UZ 8318-A | "O" | 1 |
| | | | | D1UZ 8320-A | "R" | 1 |
| | | | | D1UZ 8322-A | "D" | 1 |
| 73/77 | F100/300 | 6&8 | All | D3TZ 8316-A | "F"-incl. attaching parts | 1 |
| | | | | D3TZ 8316-B | "O" | 1 |
| | | | | D3TZ 8316-C | "R" | 1 |
| | | | | D3TZ 8316-D | "D" | 1 |
| 8318 Refer to group 8316 | | | | | | |
| 8320-22 Refer to group 8316 | | | | | | |
| 8A320 CUSHION (RADIATOR GRILLE OPENING SIDE PANEL MOUNTING) | | | | | | |
| 73/77 | B-F500 | 6&8 | All | C1TB 8A320-A | Rubber-1 3/32" height x 1 3/4" length x 2 1/2" width with 3/4" hole | 2 |
| 8322 Refer to group 8316 | | | | | | |
| 8B323 COVER (RADIATOR GRILLE GUARD BRACE OPENING) | | | | | | |
| 73/74 | B-F500 | 6&8 | All | C7TZ 8B323-A | | 2 |
| 8326-7 DEFLECTOR (RADIATOR AIR) | | | | | | |
| 73 | E100/300 -- A/C | 8 | 302 | D2UZ 8326-A | | 1 |
| 8A326 SPACER (RADIATOR GRILLE OPENING SIDE PANEL MOUNTING) - Improve | | | | | | |
| 8A328 PAD (RADIATOR GRILLE OPENING SIDE PANEL MOUNTING) | | | | | | |
| 73/77 | B-F500 | 6&8 | All | C3TZ 8A328-A | Reinforced rubber-2 1/2" square | 2 |
| 8A331 RETAINER (RADIATOR GRILLE OPENING SIDE PANEL MOUNTING) - Improve from 1/8" thick steel | | | | | | |
| 8333 HOSE (RADIATOR BULK) - Also refer to group 8260 | | | | | | |
| 73/ | Cut to fit | 6&8 | All | C9PZ 8333-D | *KS-8 1 1/4" I.D. x 36" long | AR |
| 73/ | Cut to fit | 6&8 | All | C9PZ 8333-A | *KS-5 1 1/2" I.D. x 36" long | AR |
| 73/ | Cut to fit | 6&8 | All | D1PZ 8333-A | *KS-9-A 1 5/8" I.D. x 36" long | AR |
| 73/ | Cut to fit | 6&8 | All | C9PZ 8333-B | *KS-6 1 3/4" I.D. x 36" long | AR |
| 73/ | Cut to fit | 6&8 | All | C9PZ 8333-C | *KS-7 2" I.D. x 36" long | AR |
| 73/ | Cut to fit | 6&8 | All | D9PZ 8333-A | *KS-16 2 1/2" I.D. x 36" long | AR |
| 73/ | Cut to fit | 6&8 | All | D9PZ 8333-B | *KS-17 2 3/4" I.D. x 36" long | AR |
| 73/ | Cut to fit | 6&8 | All | D9PZ 8333-C | *KS-18 3" I.D. x 36" long | AR |
| 73/ | Cut to fit | 6&8 | All | D9PZ 8333-D | *KS-19 3 1/4" I.D. x 36" long | AR |
| 73/ | Cut to fit | 6&8 | All | D9PZ 8333-E | *KS-20 3 1/2" I.D. 'X 36" long | AR |

APRIL, 1980

COPYRIGHT © 1980-

FORD MOTOR
COMPANY

-DEARBORN, MICHIGAN

CHANGE 1

1973/79
TRUCK SERIES 100/500

| YEAR | MODEL/RESTRICTIONS | ENGINE | | PART NUMBER | DESCRIPTION | QTY. |
|---|---|--------|--------------------|------------------------------|--|--------|
| | | CYL. | C.I.D. (C.C.D.) | | | |
| 8A339 SUPPORT ASSY. (RADIATOR TO FRAME) | | | | | | |
| 73/76 | P350/500 | 6 | 300 | C5TZ 8A339-B | "U" shape | 1 |
| 8A359 SUPPORT (RADIATOR TO RADIATOR FRAME) | | | | | | |
| 73/74 | M450/500 | 8 | 360,390 | D3TZ 8A359-A | | 2 |
| 8A364 BRACE (RADIATOR SUPPORT TO FRAME) | | | | | | |
| 73/76 | M450/500 -- exc. low profile radiator | 8 | 360,390 | D3TZ 8A364-A | # D3HS 8A418-AA | 2 |
| 73/76 | M450/500 -- low profile radiator | 8 | 360,390, 460 | D4HZ 8A364-A | | 2 |
| 8A398 SEAL ASSY. (RADIATOR UPPER TO SUPPORT) | | | | | | |
| 73/77 | B-F500 | 6&8 | 300,330 | C7TZ 8A398-B | | 1 |
| 8B404 GLASS (RADIATOR COOLANT LEVEL SIGHT) | | | | | | |
| 73 | E-F100/350 -- w/coolant recovery | 6&8 | All | D0AZ 8B404-A | | 1 |
| 8407 SUPPORT (RADIATOR GRILLE UPPER) | | | | | | |
| 73/77 | B-F500 | 6&8 | All | D3TZ 8407-A | | 1 |
| 8419 MOULDING (RADIATOR GRILLE) | | | | | | |
| 75/ | E100/350 | 6&8 | All | D5UZ 8419-A | Lower | 1 |
| 8A421 INSULATOR (RADIATOR SUPPORT BRACE) | | | | | | |
| 73/76 | M450/500 | 8 | 360,390, 460 | C1TT 8A421-A | | 8 |
| 8A421 INSULATOR (RADIATOR SUPPORT) | | | | | | |
| 74/76 | M450/500 -- low profile radiator | 6&8 | 360,390, 460 | D0HZ 8A421-A D0HZ 8A421-B | Upper Lower | 2 2 |
| 8A483 SUPPORT (RADIATOR HOSE) - Improve | | | | | | |
| 8A489 SUPPORT (RADIATOR GRILLE BRACKET MOUNTING) | | | | | | |
| 73/74 | E100/300 | 6&8 | All | C8UZ 8A489-A | | 2 |
| 8A500 CAP (WATER OUTLET) | | | | | | |
| 73/75 | B-F500 | 8 | 330 M/D | C4TZ 8A500-A | Neoprene | 1 |
| 74/ | E-F100/350,P350/500 | 6&8 | All | | | 1 |
| 73/74 | M450/500 | 8 | 360,390, 460 | D3TZ 8A500-A | | 1 |
| 8501 PUMP ASSY. (WATER) | | | | | | |
| 73/74 | E100/300,F100/350,P350/500 -- without T/E | 6 | 240,300 | D5TZ 8501-A | *PW-146 -- Incl.(1) C5AZ 8507-A gasket | 1 |
| 74 | E100/200,F100 -- with T/E | 6 | 300 | D4TZ 8501-C | Incl. (1) C5AZ 8507-A | 1 |
| 75/77 | E150/350,F150/350,P350/500 "Before Ser. 080,001" | 6 | 300 | D5TZ 8501-A | *PW-146 -- Incl. (1) C5AZ 8507-A gasket & (4) 57637-S2 bolts | 1 |
| 77 | E150/350, F150/350, P500-exc. Calif. "From Ser. 080,001" | | | | | 1 |
| 75/ | E-F100 | 6 | 300 | D5TZ 8501-B | *PW-147 -- Incl. (1) C5AZ 8507-A gasket | 1 |
| 77 | E150/350, F150/350, P500-Calif. "From Ser. 080,001" | | | | | 1 |
| 78/ | E150/350, F150/350 | 6 | 300 | | | 1 |
| 75/77 | B-F500 | 6 | 300 | D5TZ 8501-C | *PW-148 -- Incl. (1) C5AZ 8507-A gasket | 1 |
| 73/74 | B-F500 | 6 | 300 | D2TZ 8501-A | Incl. (1) C5AZ 8507-A gasket | 1 |
| 73/74 | E100/300 -- without T/E | 8 | 302 | D3UZ 8501-A | *PW-133 -- Incl. (1) C5AZ 8507-B gasket | 1 |
| 74 | E100/300 -- with T/E | 8 | 302 | D4UZ 8501-A | *PW-142 -- Incl. (1) C5AZ 8507-B gasket | 1 |
| 79 | E100/250 | 8 | 302 | D6ZZ 8501-B | *PW-153 -- Incl. (1) C5AZ 8507-B gasket | 1 |
| 75/76 | E100/350 | 8 | 351W | D5UZ 8501-A | *PW-149 -- Incl. (1) C5AZ 8507-B gasket | 1 |
| 77/ | E100/350 | 8 | 351W | D6ZZ 8501-B | *PW-153 -- Incl. (1) C5AZ 8507-B gasket | 1 |
| 73/76 | F100/150 "Before Ser. B75,001" | 8 | 302 | D0OZ 8501-C | Incl. (1) C5AZ 8507-B gasket, (1) D0AZ 8555-A tube | 1 |
| 76/ | F100/150 "From Ser. B75,001" | 8 | 302 | D6ZZ 8501-B | *PW-153 -- Incl. (1) C5AZ 8507-B gasket | 1 |

**1973/79
TRUCK SERIES 100/500**

| YEAR | MODEL/RESTRICTIONS | ENGINE | | PART NUMBER | DESCRIPTION | QTY. |
|---|---|--------|--------------------|-------------|--|------|
| | | CYL. | C.I.D. (C.C.D.) | | | |
| 8501 PUMP ASSY. (WATER) — Cont'd | | | | | | |
| 74 | B-F500— "From Ser. T40,001 to T80,001" | 8 | 330M/D | D4TZ 8501-G | Incl. (1) C4TZ 8507-A gasket and (1) 87838-S fitting | 1 |
| 73/75 | B-F500 "Before Ser. W00,001" | 8 | 330M/D | D4TZ 8501-M | *PW-141 -- Incl. (1) C4TZ 8507-A | 1 |
| 75/77 | B-F500 "From Ser. W00,001" | 8 | 330M/D | D7HZ 8501-E | *PW-155 -- Incl. (1) C4TZ 8507-A gasket | 1 |
| 73 | F100/350 -- without T/E | 8 | 360,390 | D4TZ 8501-H | *PW 138 -- Incl. (2) B8A 8507-A gaskets | 1 |
| 73/74 | M450/500 | 8 | 360,390 | | | 1 |
| 74/76 | F100-350 -- without T/E | 8 | 360, 390-2/B | | | |
| 74/76 | F100 -- with T/E | 8 | 360, 390-2/B | D4TZ 8501-H | *PW-138 -- Incl. (2) B8A 8507-A gaskets | 1 |
| 74/76 | F250/350 | 8 | 390-4/B | | | 1 |
| 75/76 | M450/500 | 8 | 390-4/B | | | 1 |
| 77/ | F100/350 | 8 | 351M, 400 | D6AZ 8501-A | *PW-151 -- Incl. (1) D7AZ 8513-A gasket,(1) D0AZ 8555-A, and (1) D00Z 8555-A tubes | 1 |
| 73/ | F100/350- | 8 | 460 | D8TZ 8501-B | *PW-162 -- Incl. (1) C8VZ 8507-A gasket, | 1 |
| 73/ | E100/350- | 8 | 460 | | (1) C8SZ 8508-A plate, (1) C8SZ 8513-A gasket | |
| 74/76 | M450/500 | 8 | 460 | D4TZ 8501-D | *PW-137 -- Incl. (1) C8VZ 8507-A gasket and (1) C8SZ 8508-A plate and (1) C8SZ 8513-A gasket | 1 |
| 73/ | | 6 | 240,300 | ★304664-S | Bolt (water pump to block)-hex. head- 5/16"-18 x 7/8" | 4 |
| 73/ | | 8 | 302 | 300958-S | (B-73-B)-bolt (water pump to front cover)- hex. head-5/16"-18 x 5" | 1 |
| 73/ | | 8 | 302 | 376256-S | (BB-545-A)-bolt (water pump to block)- hex. head-5/16"-18 x 1" | 2 |
| 73/74 | E100/300 | 8 | 302 | 376258-S | (BB-545-C)-bolt (water pump to front cover)- hex. head-5/16"-18 x 3 7/16" | 1or2 |
| 73/ | F100 | 8 | 302 | | | 1 |
| 73/ | F100 | 8 | 302 | ★383765-S | Bolt (water pump to front cover)- 5/16"-18 x 3 5/8" | 2 |
| 73/ | F100 | 8 | 302 | 383963-S | (BB-545-BE)-hex. head-5/16"-18 x 2 7/8" | 1 |
| 73 | B-F500 | 8 | 330 | ★354416-S8 | Bolt (water pump to front cover to block)- 3/8"-16 x 4 1/8" | 2 |
| 73 | B-F500 | 8 | 330 | 20388-S8 | (B-80)-bolt (water pump to front cover)- hex. head-3/8"-16 x 1" | 6 |
| 73 | B-F500 | 8 | 330 | 34807-S8 | (X-66)-washer-3/8" | 6 |
| 73/76 | F100/350 | 8 | 360,390 | 20448-S8 | (B-83)-bolt (water pump to front cover)- hex. head-3/8"-16 x 1 3/8" | 3 |
| 73/76 | F100/350 | 8 | 360, 390 | 34807-S | (X-66)-washer-3/8" | 3 |
| 73/76 | F100/350 | 8 | 360, 390 | 372304-S | (BB-428-Z)-bolt (water pump to front cover)- hex. head-3/8"-16 x 1 1/4" | 1 |
| 73/ | | 6&8 | All | 87710-S | (P-16)-plug (water pump)-3/8"-18 pipe | 1 |
| 73/ | | 8 | 460 | 382133-S2 | (BB-429-J)-bolt (water pump to eng. front cover)-hex. head-5/16"-18 x 1 11/16" | AR |
| 73/ | | 8 | 460 | 382134-S2 | (BB-429-M)-bolt (water pump to eng. front cover)-hex. head-5/16"-18 x 4" | AR |

1973/79
TRUCK SERIES 100/500

| YEAR | MODEL/RESTRICTIONS | ENGINE | | PART NUMBER | DESCRIPTION | QTY. | | |
|--|--|--------|--------------------|-------------|--|-------------------|--|------|
| | | CYL. | C.I.D. (C.C.D.) | | | | | |
| 8501 PUMP ASSY. (WATER) — Cont'd | | | | | | | | |
| 74/ | E100/200,F100 -- T/E | 6 | 300 | 371485-S | (PP-48-A)-plug (water pump)-hex. counter sunk head-3/4"-14 | 1 | | |
| 74/77 | B-F500 | 6 | 300 | | | 1 | | |
| 75/ | F100 | 8 | 302 | 56128-S | (B-319-MD)-bolt (pump to front cover)- 5/16"-18 x 2 1/2" | 2 | | |
| 75/ | F100 | 8 | 302 | 373963-S | (BB-545-BE)-bolt (pump to front cover)- 5/16"-18 x 2 7/8" | 1 | | |
| 8507 GASKET (WATER PUMP HOUSING and CYLINDER) | | | | | | | | |
| 73/ | B-E-F-P100/500 | 6 | 240,300 | C5AZ 8507-A | | 1 | | |
| 73/76 | F100/350, M450/500 | 8 | 360,390 | B8A 8507-A | 2 holes | 2 | | |
| 73/ | E100/300,F100 | 8 | 302 | D9AZ 8507-A | | 1 | | |
| 75/ | E100/350 | 8 | 351W | | | 1 | | |
| 73/ | E250/350,F100/350, M450/500 | 8 | 460 | C8VZ 8507-A | | 1 | | |
| 73/77 | B-F500 | 8 | 330M/D | C4TZ 8507-A | | 2 | | |
| 8508 COVER (WATER PUMP) | | | | | | | | |
| 73/77 | B-F500 | 8 | 330M/D | C2AZ 8508-A | Round-w/6 tabs-incl. (1) C2AZ 8513-A gskt. | 1 | | |
| 73/76 | F100/350, M450/500 | 8 | 360, 390 | | | 1 | | |
| 73/74 | E100/300 | 8 | 302 | C5AZ 8508-A | | 1 | | |
| 73/ | F100/150 | 8 | 302 | D00Z 8508-A | Incl. (1) D0AZ 8513-A gasket | 1 | | |
| 79 | E100/250 | 8 | 302 | | | 1 | | |
| 75/ | E100/350 | 8 | 351W | | | 1 | | |
| 73/ | E250/350,F100/350, M450/500 | 8 | 460 | C8SZ 8508-A | | 1 | | |
| 73/ | E100/300 | 8 | 302 | 372139-S | (BB-540)-bolt (cover to pump)- 5/16"-18 x 1/2" | 2 | | |
| 73/ | F100 | 8 | 302 | 382985-S2 | (BB-427-Z)-bolt (cover to pump)-5/16"- 18 x 1/2" | 4 | | |
| 73/76 | F100/350 | 8 | 360,390 | 359061-S8 | (BB-531)-bolt (cover to pump)-hex. head special-5/16"-18 x 7/16 | 6 | | |
| YEAR | MODEL/RESTRICTIONS | ENGINE | | PART NUMBER | SHEAVES | O.D. INCHES | DESCRIPTION | QTY. |
| | | CYL. | C.I.D. (C.C.D.) | | | | | |
| 8509 PULLEY (WATER PUMP) | | | | | | | | |
| 73/76 | B500 | 6 | 300 | D1TZ 8509-A | 2 | 7 | # D1TE-AA | 1 |
| 77 | B500 | 6 | 300 | D7TZ 8509-A | 3 | 6 1/8, 7 | # D7TE-AA | 1 |
| 73/74 | B500 | 8 | 330M/D | D0TZ 8509-A | 2 | 6 1/16 | # D0TE-A | 1 |
| 75 | B500 -- "Before Ser. W00,001" | 8 | 330M/D | D5TZ 8509-B | 3 | 5 11/32 | # D5TE-EA,D5HA-AA | 1 |
| 76 | B500 -- 83DBA without T/E | 8 | 330M/D | | | | | |
| 76 | B500 -- with T/E | 8 | 330M/D | | | | | |
| 75 | B500-- "From Ser. W00,001" | 8 | 330M/D | D5HZ 8509-C | 3 | 6 3/4 | # D5HA-AA | 1 |
| 76 | B500 -- without T/E exc. 83DBA | 8 | 330M/D | D5TZ 8509-D | 2 | 6 | # D5TE-JA | 1 |
| 77/ | E100-w/T/E w/o A/C "From Ser. 080,001" | 6 | 300 | D7TZ 8509-B | 3 | 5 11/64, 7 | # D7TE-EA | 1 |
| 77/ | E100-w/o T/E w/o A/C "From Ser. 080,001" | 6 | 300 | D7TZ 8509-E | 1 | 7 3/64 | # D7TE-GA | 1 |
| 73/77 | E100/350 -- w/o T/E w/o A/C "Before Ser. 080,001" | 6 | 240,300 | C5AZ 8509-A | 1 | 6 63/64 | # C5UE-A | |
| 77/ | E100/350 -- w/o T/E w/A/C-- "From Ser. 080,001" | 6 | 300 | D7TZ 8509-C | 3 | 6 5/32 | # D7TE-CA | 1 |
| 79 | E100/350 -- Hang on A/C | 6 | 300 | | | | | 1 |
| 74 | E100/300 (89) -- T/E | 6 | 300 | D4TZ 8509-A | 3 | 6 1/4, 7 | # D4TE-CA, D5TE-KA-used to service 2 sheave pulley also | 1 |
| 75/77 | E100 -- w/T/E w/o A/C "Before Ser. 080,001" | 6 | 300 | | | | | 1 |
| 77 | E100/350 -- Hang on A/C | 6 | 300 | | | | | 1 |
| 78 | E100/350 -- hang on A/C | 6 | 300 | D8TZ 8509-B | | | | 1 |
| 75/76 | E100/350 -- Hang on A/C | 6 | 300 | D5UZ 8509-C | | | | 1 |
| 77 | E150/350 -- w/o T/E w/A/C "Before Ser. 080,001" | 6 | 300 | C8TZ 8509-A | 3 | 6 3/16 6 31/32 | # C6AE-C, C8TE-A | 1 |
| 77 | E150/350 -- 70 amp Alt. w/aux. heater | | | | | | | 1 |

**1973/79
TRUCK SERIES 100/500**

SECTION 80 47

| YEAR | MODEL/RESTRICTIONS | ENGINE | | PART NUMBER | SHEAVES | O.D. INCHES | DESCRIPTION | QTY. |
|--|--|--------|--------------------|-------------|---------|--------------------|-----------------------|------|
| | | CYL. | C.I.D. (C.C.D.) | | | | | |
| 8509 PULLEY (WATER PUMP) — Cont'd | | | | | | | | |
| 77/ | E150/350 -- w/o T/E w/o A/C "From Ser. 080,001" | 6 | 300 | D7TZ 8509-D | 2 | 6 7/8 | #D7TE-FA | 1 |
| 73/74 | E100/300 -- without A/C | 8 | 302 | C80Z 8509-D | 1 | 6 1/8 | #C80E 8A528-A | 1 |
| 73/74 | E100/300 -- A/C | 8 | 302 | C6AZ 8509-A | 2 | 5 7/8 | #C6AE-A | 1 |
| 74 | E100/300 -- T/E and A/C | 8 | 302 | D4UZ 8509-A | 1 | 5 7/8 | #D4UE-AA | 1 |
| 74 | E100/300 -- T/E without A/C | 8 | 302 | D4UZ 8509-B | 2 | 6 1/8 | #D4UE-BA | 1 |
| 79 | E100/250 -- without A/C | 8 | 302 | C90Z 8509-D | 1 | 6 61/64 | #C90E-G, D1AE-BA | 1 |
| 79 | E100/250 -- A/C | 8 | 302 | C90Z 8509-C | 1 | 5 15/16 | #C90E-F, D1AE-AA | 1 |
| 75/ | E100/350 -- without A/C | 8 | 351W | C90Z 8509-D | 1 | 6 61/64 | #C90E-G, D1AE-BA | 1 |
| 75/ | E100/350 -- A/C | 8 | 351W | C90Z 8509-C | 1 | 5 15/16 | #C90E-F, D1AE-AA | 1 |
| 75/78 | E100/350 -- without A/C | 8 | 460 | D5TZ 8509-A | 1 | 6 | #D5UE-CA | 1 |
| 75 | E250/350 -- A/C- "Before Ser. X20,001" | 8 | 460 | D8UZ 8509-A | 2 | 5 1/2, 5 7/8 | #D5TE-CA, D5UE-AA | 1 |
| 78 | E250 -- exc. Calif. w/A/C | 8 | 460 | | | | | 1 |
| 78 | E350 -- Calif. w/A/C | 8 | 460 | | | | | 1 |
| 78 | E250 -- A/C-Calif. | 8 | 460 | D8UZ 8509-A | 3 | 5 1/2, 5 7/8 | #D5UE-AA | 1 |
| 79 | E250/350 | 8 | 460 | | | | | 1 |
| 75/77 | E250/350 -- A/C- "From Ser. X20,001" | 8 | 460 | D5UZ 8509-D | 2 | 5 3/8, 6 3/8 | #D5UE-DA | 1 |
| 73/77 | F100/250 -- w/o T/E w/o A/C "Before Ser. 080,001" | 6 | 240,300 | C5AZ 8509-A | 1 | 6 63/64 | #C5UE-A | 1 |
| 77/ | F100/350 -- w/o T/E w/A/C- "From Ser. 080,001" | 6 | 300 | D7TZ 8509-C | 3 | 6 5/32 | D7TE-CA | 1 |
| 77/ | F350 -- Dual r/whls w/A/C "From Ser. 080,001" | | | | | 1 | | |
| 79 | F100/350 -- Hang on A/C | 6 | 300 | | | | | 1 |
| 77/ | F100 -- w/T/E w/o A/C "From Ser. 080,001" | 6 | 300 | D7TZ 8509-B | 3 | 5 11/64, 7 | D7TE-EA | 1 |
| 74/77 | F100 -- w/T/E w/o A/C "Before Ser. 080,001" | 6 | 300 | D4TZ 8509-A | 3 | 6 1/4, 7 | #D4TE-CA, D5TE-KA | 1 |
| 77 | F100/350 -- Hang on A/C | 6 | 300 | | | | | 1 |
| 78 | F100/350 -- hang on A/C | 6 | 300 | D8TZ 8509-B | | | | 1 |
| 76 | F100/250 -- Hang-on A/C | 6 | 300 | D5UZ 8509-C | | | | 1 |
| 73/77 | F350 -- w/dual r/whls "Before Ser. 080,001" | 6 | 300 | C8TZ 8509-A | 3 | 6 3/16, 6 31/32 | #C6AE-C or C8TE-A | 1 |
| 73/ | F100/150 -- w/o P/S or A/C | 8 | 302 | C90Z 8509-B | 1 | 6 61/64 | #C90E-E, C90E 8A528-F | 1 |
| 73/ | F100/150 -- A/C | 8 | 302 | C90Z 8509-C | 1 | 5 15/16 | #C90E-F, D1AE-AA | 1 |
| 73/ | F100/150 -- P/S w/o A/C | 8 | 302 | C90Z 8509-D | 1 | 6 61/64 | #C90E-G, D1AE-BA | 1 |
| 77/ | F100/350 -- without P/S or A/C | 8 | 351,400 | C90Z 8509-B | 1 | 6 61/64 | #C90E-E, C90E 8A528-F | 1 |
| 77/ | F100/350 -- P/S without A/C | 8 | 351,400 | C90Z 8509-D | 1 | 6 61/64 | #C90E-G, D1AE-BA | 1 |
| 77/ | F150/350 -- w/o A/C or T/E "From Ser. 080,001" | 6 | 300 | D7TZ 8509-D | 2 | 6 7/8 | D7TE-FA | 1 |
| 77/ | F350 -- Dual r/whls. w/o A/C "From Ser. 080,001" | | | | | | | 1 |
| 77/ | F100/350 -- A/C | 8 | 351,400 | C90Z 8509-C | 1 | 5 15/16 | #C90E-F, D1AE-AA | 1 |
| 73/74 | F100 -- 2/W/D without A/C, P/S or T/E | 8 | 360,390 | C8AZ 8509-A | 1 | 7 15/64 | #C8AE 8A528-B | 1 |
| 73/76 | F150/250 -- 2/W/D and S/C without P/S | 8 | 360,390 | | | | | 1 |
| 73/74 | F100/250 -- 2/W/D and P/S without A/C or T/E "Before Ser. T80,001" | 8 | 360,390 | | | | | 1 |
| 74 | F100 -- T/E without A/C, "Before Ser. T80,001" | 8 | 360 | D4TZ 8509-C | 3 | 6 1/4, 7 1/8 | #D4TE-AA | 1 |
| 74/76 | F100 -- T/E without A/C- "From Ser. T80,001" | 8 | 360 | D4TZ 8509-E | 3 | 7 1/8, 7 7/8 | #D4TE-AB | 1 |
| 74/76 | F100 -- T/E and A/C | 8 | 360 | D4TZ 8509-B | 4 | 6 1/2, 6 5/8 | #D4TA-BA | 1 |

OCTOBER, 1979

COPYRIGHT © 1979--

FORD MOTOR
COMPANY

—DEARBORN, MICHIGAN

NEW ISSUE

1973/79
TRUCK SERIES 100/500

| YEAR | MODEL/RESTRICTIONS | ENGINE | | PART NUMBER | SHEAVES | O.D. INCHES | DESCRIPTION | QTY. |
|--|--|--------|--------------------|-------------|---------|--------------------|-------------|------|
| | | CYL. | C.I.D. (C.C.D.) | | | | | |
| 8509 PULLEY (WATER PUMP) — Cont'd | | | | | | | | |
| 73 | F100/350 -- A/C -- "Before Ser.R20,001" | 8 | 360,390 | D3TZ 8509-B | 2 | 6 5/8 | # D3TE-CA | 1 |
| 73/74 | F100/350 -- A/C-- "From Ser.R20,001" | 8 | 360,390 | D3TZ 8509-C | 3 | 6 5/8 | # D3TE-EA | 1 |
| 75/76 | F100/350 -- A/C exc. Calif. | 8 | 360,390 | | | | | 1 |
| 74/76 | F100/250 -- Hang-on A/C | 8 | 360,390 | D4TZ 8509-F | | | | 1 |
| 75/76 | F150/350 -- A/C-- Calif. | 8 | 360,390 | D4TZ 8509-B | 4 | 6 1/2, 6 5/8 | # D4TA-BA | 1 |
| 75/76 | F150/350 -- without P/S or A/C | 8 | 360,390 | D4TZ 8509-E | 3 | 7 1/8, 7 7/8 | # D4TE-AB | 1 |
| 75 | F250/350 -- with P/S without A/C | 8 | 360,390 | | | | | 1 |
| 75 | F250/350 -- with P/S and A/C exc. Calif. | 8 | 360,390 | | | | | 1 |
| 73/74 | F250 -- 2/W/D and X/C | 8 | 360,390 | C8AZ 8509-B | 2 | 7 15/64 | # C8AE-A | 1 |
| 73/ | F100/250 -- 4/W/D without A/C | 8 | 302, 360, 390 | | | | | |
| 73/75 | F350 -- without A/C | 8 | 360,390 | | | | | 1 |
| 74/75 | F100/250 -- 2/W/D and P/S without A/C or T/E-- "From Ser. T80,001" | 8 | 360,390 | | | | | 1 |
| 73/74 | F250/350 -- S/C or X/C | 8 | 460 | D00Z 8509-M | 2 | 5 27/32, 6 9/16 | # D00E-M | 1 |
| 73/75 | F250/350 -- A/C and P/S | 8 | 460 | D0SZ 8509-B | 2 | 6 1/8 | # D0SE-B | 1 |
| 75/77 | F150/350 -- with A/C | 8 | 460 | | | | | 1 |
| 78 | F150/350 -- exc. Calif. w/A/C | 8 | 460 | | | | | 1 |
| 78 | F350 -- Calif. with A/C | 8 | 460 | | | | | 1 |
| 75/77 | F150/350 -- without A/C | 8 | 460 | D00Z 8509-A | 1 | 7 | # D00E-A | 1 |
| 78 | F150/350 -- exc. Calif. w/o A/C | 8 | 460 | | | | | 1 |
| 78 | F350 -- Calif. without A/C | 8 | 460 | | | | | 1 |
| 78 | F150/250 -- Calif. with A/C | 8 | 460 | D00Z 8509-E | 3 | 6 1/8, 6 3/8 | # D00E-E | 1 |
| 79 | F150/350 -- with A/C | 8 | 460 | | | | | 1 |
| 78 | F150/250 -- Calif. without A/C | 8 | 460 | D5AZ 8509-A | 2 | 7 | # D4AE-AA | 1 |
| 79 | F150/350 -- without A/C | 8 | 460 | | | | | 1 |
| 73/76 | F500 | 6 | 300 | D1TZ 8509-A | 2 | 7 | # D1TE-AA | 1 |
| 77 | F500 | 6 | 300 | D7TZ 8509-A | 3 | 6 1/8,7 | # D7TE-AA | 1 |
| 73/74 | F500 | 8 | 330M/D | D0TZ 8509-A | 2 | 6 1/16 | # D0TE-A | 1 |
| 75 | F500 -- Calif.-- "Before Ser. W00,001" | 8 | 330M/D | D5TZ 8509-B | 3 | 5 11/32, 7 | # D5TE-EA | 1 |
| 76 | F500 -- 83DBA without T/E | 8 | 330M/D | | | | | |
| 76 | F500 -- with T/E | 8 | 330M/D | | | | | |
| 75 | F500 -- Calif.-- "From Ser. W00,001" | 8 | 330M/D | D5HZ 8509-C | 3 | 6 3/4 | # D5HA-AA | 1 |
| 75 | F500 -- exc. Calif. | 8 | 330M/D | D5TZ 8509-D | 2 | 6 | # D5TE-JA | 1 |
| 76 | F500 -- without T/E exc. 83DBA | 8 | 330M/D | | | | | 1 |
| 73/74 | M450/500 | 8 | 360,390 | D20Z 8509-A | 1 | 6 7/32 | # D20E-AA | 1 |
| 75 | M450/500 | 8 | 360,390 | D4TZ 8509-E | 3 | 7 1/8, 7 7/8 | | 1 |
| 74/76 | M450/500 | 8 | 460 | D0SZ 8509-B | 2 | 6 1/8 | # D0SE-B | 1 |
| 73/77 | P350/500 | 6 | 300 | C5AZ 8509-A | 1 | 6 63/64 | # C5UE-A | 1 |
| 77 | P500 | 6 | 300 | D7TZ 8509-D | 2 | 6 7/8 | D7TE-FA | 1 |

1973/79
TRUCK SERIES 100/500

SECTION 80 49

| YEAR | MODEL/RESTRICTIONS | ENGINE | | PART NUMBER | DESCRIPTION | QTY. |
|--|---|------------|--------------------|-----------------|-------------------------------|------|
| | | CYL. | C.I.D. (C.C.D.) | | | |
| 8512 IMPELLER (WATER PUMP) | | | | | | |
| 73/74 | B-E-F-P100/500 | 6 | 240,300 | C5AZ 8512-A | 3 7/8" O.D. x 29/32" depth | 1 |
| 75/ | B-E-F-P100/500 | 6 | 300 | D5TZ 8512-A | | 1 |
| 73/76 | F100/350, M450/500 | 8 | 360, 390 | D0AZ 8512-B | 4 19/32" O.D. x 27/32" depth | 1 |
| 73/76 | E100/300, F100- "Before Ser. B75,001" | 8 | 302 | D00Z 8512-A | 3 5/16" O.D. x 1 13/32" depth | 1 |
| 75/76 | E100/350 | 8 | 351 | | | 1 |
| 76/ | F100- "From Ser. B75,001" | 8 | 302 | D60Z 8512-A | | 1 |
| 77/ | F100/350 | 8 | 351M, 400 | | | 1 |
| 77/ | E100/350 | 8 | 351 | | | 1 |
| 73/74 | F100/350 | 8 | 460 | C8VZ 8512-A | | 1 |
| 74 | M450/500 | 8 | 460 | D2TZ 8512-A | | 1 |
| 75/ | E150/350, F150/350, M450/500 | 8 | 460 | | | 1 |
| 73/74 | B-F500- "Before Ser. T40,001" | 8 | 330M/D | D0TZ 8512-A | | 1 |
| 74/77 | B-F500 - "From Ser. T40,001" | 8 | 330M/D | D4TZ 8512-B | 4 13/16" x 1 1/8" depth | 1 |
| 8513 GASKET (WATER PUMP COVER) | | | | | | |
| 73/76 | F100/350, M450/500 | 8 | 360,390 | C2AZ 8513-A | | 1 |
| 73/74 | E100/300 | 8 | 302 | C5AZ 8513-A | | 1 |
| 73/76 | F100 | 8 | 302 | D0AZ 8513-A | | 1 |
| 75/76 | E100/350 | 8 | 351W | | | 1 |
| 77/ | F100/350 | 8 | 351M, 400 | D7AZ 8513-A | | 1 |
| 77/ | E100/350 | 8 | 351W | | | 1 |
| 77/ | F100/150 | 8 | 302 | | | 1 |
| 79 | E100/250 | 8 | 302 | | | 1 |
| 73/ | E250/350, F100/350, M450/500 | 8 | 460 | C8SZ 8513-A | | 1 |
| 8517 SEAT ASSY. (WATER PUMP IMPELLER) | | | | | | |
| 73/76 | E100/300, F100- "Before Ser. B75,001"- "From Ser. B75,001" use 8564 | 8 | 302 | C9AZ 8517-A | | 1 |
| 73/77 | B-F100/500, M450/500 | 8 | 330M/D, 360,390 | | | 1 |
| 75/76 | E100/350 | 8 | 351W | | | 1 |
| 8522 COOLANT RECOVERY KIT | | | | | | |
| 73/79 | E-F100/350 | 6&8 | All | ★ D0AZ 8522-A | Not repl. (11/79) | 1 |
| Consists of | | | | | | |
| 1-D0AJ 8007-A | | Tank assy. | | 1-D2AJ 8B081-AA | Hose | |
| 1-D0AJ 8N040-A | | Clip | | 1-D1TZ 8100-A | Radiator cap | |
| 1-D0AJ 8N041-A | | Clip | | 1-D2AZ 8K103-A | Overflow container cap | |
| 8530 SHAFT and BEARING ASSY. (WATER PUMP) | | | | | | |
| 73/74 | E100/300, F100/350, P350/500 -- without T/E | 6 | 240,300 | C6DZ 8530-C | | 1 |
| 73/74 | B-F500 | 6 | 300 | C5TZ 8530-B | 5 37/64" long | 1 |
| 74 | E100/200, F100 -- T/E | 6 | 300 | | | 1 |
| 75/ | B-F500, E-F100 | 6 | 300 | D5TZ 8530-A | 5 5/16" long | 1 |
| 77 | E-F150/350, P500 -- Calif. "From Ser. 080,001" | 6 | 300 | | | 1 |
| 78/ | E-F150/350 | 6 | 300 | | | 1 |
| 75/77 | E-F150/350, P350/500 "Before Ser. 080,001" | 6 | 300 | D5TZ 8530-C | | 1 |
| 77 | E-F150/350, P500 -- exc. Calif. "From Ser. 080,001" | 6 | 300 | | | 1 |
| 73/74 | F100/350 -- without T/E | 8 | 360,390 | D0AZ 8530-A | 5 19/32" long | 1 |
| 73/76 | M450/500 | 8 | 360,390 | | | 1 |
| 75/76 | F250/350 | 8 | 360, 390 4/B | | | 1 |

APRIL, 1980

COPYRIGHT © 1980-

FORD MOTOR
COMPANY

-DEARBORN, MICHIGAN

CHANGE 1

1973/79
TRUCK SERIES 100/500

| YEAR | MODEL/RESTRICTIONS | ENGINE | | PART NUMBER | DESCRIPTION | QTY. |
|---|---|--------|--------------------|-------------|---|------|
| | | CYL. | C.I.D. (C.C.D.) | | | |
| 8530 SHAFT and BEARING ASSY. (WATER PUMP) — Cont'd | | | | | | |
| 74 | F100 -- with T/E | 8 | 360 | D4TZ 8530-A | 5 3/8" long | 1 |
| 75/76 | F100 | 8 | 360, 390 2/B | | | 1 |
| 73/74 | E100/300 | 8 | 302 | D2SZ 8530-A | | 1 |
| 73/76 | F100- "Before Ser. B75,001" | 8 | 302 | D2AZ 8530-A | | 1 |
| 76 | F100- "From Ser. B75,001" | 8 | 302 | D6AZ 8530-A | | 1 |
| 77/ | F100/350 | 8 | 351M, 400 | | | 1 |
| 75/76 | E100/350 | 8 | 351 | D5UZ 8530-A | | 1 |
| 77/ | E100/350 | 8 | 351 | D6AZ 8530-A | | 1 |
| 77/ | F100/150 | 8 | 302 | | | 1 |
| 79 | E100/250 | 8 | 302 | | | 1 |
| 73/74 | B-F500 "Before Ser. T80,001" | 8 | 330M/D | D3TZ 8530-A | | 1 |
| 74 | B-F500 "From Ser. T80,001 to W00,001" | 8 | 330 M/D | D4TZ 8530-B | W/slinger | 1 |
| 75/77 | B-F500 "From Ser. W00,001" | 8 | 330 M/D | D5TZ 8530-B | W/slinger | 1 |
| 73/74 | F100/350- "Before Ser. U20,001" | 8 | 460 | D1VY 8530-A | W/slinger-use w/D2VY 8501-C | 1 |
| 74 | F100/350 "From Ser. U20,001" | 8 | 460 | D2VY 8530-A | W/o slinger-use w/D4VY 8501-A | 1 |
| 75/ | E150/350,F150/350,M450/500 | 8 | 460 | | | 1 |
| 73/74 | M450/500 | 8 | 460 | | | 1 |
| 8546 SPACER (PULLEY TO FAN) | | | | | | |
| 73/75 | B500 | 6 | 300 | D1TZ 8546-A | 3/8" thick | 1 |
| 73/75 | B500 | 8 | 330M/D | D0TZ 8546-B | *YA-109- #C8TA-B-2 1/2" thick incl. pilot | 1 |
| 73/74 | E100/300 -- without A/C | 6&8 | 240,300, 302 | C4AZ 8546-F | *YA-74-aluminum-2 7/16" thick | 1 |
| 74 | E100/200 (89) -- T/E | 6 | 300 | D0SZ 8546-A | 1 13/16" thick | 1 |
| 73 | E100/300 -- built-in A/C (dealer installed) | 6 | 240, 300 | D2DZ 8546-C | *YA-53-2 7/8" thick | 1 |
| 73 | E100/300 -- built-in A/C (dealer installed) | 8 | 302 | D3UZ 8546-A | | 1 |
| 74 | E100/300 -- T/E and hang-on A/C | 8 | 302 | D4UZ 8546-A | 3" thick | 1 |
| 79 | E100/350 -- S/X/C | 8 | 302 | C8ZZ 8546-B | *YA-27-2 61/64" thick | 1 |
| 79 | E100/350 -- S/C - X/C | 8 | 302 | D8TZ 8546-A | 2 1/8" thick | 1 |
| 75/77 | E100 -- without hang-on A/C- "Before Ser. 080,001" | 6 | 300 | C4TZ 8546-C | 5/8" thick | 1 |
| 77/ | E100/350 -- without A/C- "From Ser. 080,001" | 6 | 300 | | | 1 |
| 75/77 | E100 -- hang on A/C | 6 | 300 | D6TZ 8546-B | *YA-136-1" thick | 1 |
| 75/77 | E150/350- "Before Ser 080,001" | 6 | 300 | C8YZ 8546-A | *YA-20 | 1 |
| 77/ | E100/350 -- factory A/C- "From Ser. 080,001" | 6 | 300 | D5BZ 8546-B | | 1 |
| 76 | E150/350 -- Hang-on A/C | 6 | 300 | D6TZ 8546-A | | 1 |
| 73 | F100/250 -- without A/C | 6 | 240,300 | C4AZ 8546-F | *YA-74-aluminum-2 7/16" thick | 1 |
| 74 | F100 -- T/E | 6 | 300 | D0SZ 8546-A | 1 13/16" thick | 1 |
| 74/75 | F100/350 -- Hang-on A/C,Calif. | 6 | 300 | | | 1 |
| 73 | F100/250 -- built-in A/C (dealer installed) | 6 | 240 | D2DZ 8546-B | *YA-52-1" thick-use with double sheave crankshaft pulley | 1 |
| 73/74 | F100/250 -- built-in A/C (dealer installed) | 6 | 240,300 | C9TZ 8546-A | *YA-29-1 3/4" thick-use with triple sheave crankshaft pulley | 1 |
| 74/75 | F350 -- X/C, A/T- "Before Ser. S00,001" | 6 | 300 | | | 1 |
| 74/75 | F350 -- X/C,A/T- "From Ser. S00,001" | 6 | 300 | | | 1 |
| 76 | F150/250 -- Hang-on A/C | 6 | 300 | D6TZ 8546-A | | 1 |

1973/79
TRUCK SERIES 100/500

| YEAR | MODEL/RESTRICTIONS | ENGINE | | PART NUMBER | DESCRIPTION | QTY. |
|---|--|--------|--------------------|-------------|--|------|
| | | CYL. | C.I.D. (C.C.D.) | | | |
| 8546 SPACER (PULLEY TO FAN) — Cont'd | | | | | | |
| 75/77 | F100 — hang-on A/C — T/E | 6 | 300 | D6TZ 8546-B | *YA-136-1" thick | 1 |
| 74 | F100/250—hang-on A/C—w-w/o-T/E | 6 | 300 | | | 1 |
| 75/77 | E100/350 — — without A/C | 8 | 351 | C8ZZ 8546-B | *YA-27-2 61/64" thick | 1 |
| 78/ | E100/350 — — without A/C | 8 | 351 | D8TZ 8546-A | 2 1/8" thick | 1 |
| 73/74 | F100/250 — — Hang-on A/C | 8 | 360,390 | D4TZ 8546-A | *YA-124 | 1 |
| 75/76 | F100/250 — — Hang-on A/C | 8 | 360,390 | C50Z 8546-A | *YA-79-3 5/32" thick | 1 |
| 73/74 | F350 — — X/C and dual r/wheels | 6 | 300 | C7TZ 8546-C | 1 15/16" thick | 1 |
| 73 | F350 — — X/C with single r/wheels | 6 | 300 | C4AZ 8546-F | *YA-74—aluminum—2 7/16" thick | 1 |
| 73/75 | F350 — — S/C | 6 | 300 | | | 1 |
| 73/76 | F100/250 | 8 | 360,390 | | | 1 |
| 73/75 | F350 — — X/C and single r/wheels | 8 | 360,390 | | | 1 |
| 73/76 | F350 — — S/C or A/C | 8 | 360,390 | | | 1 |
| 73/75 | F100 — — 2/W/D and A/C | 8 | 302 | | | 1 |
| 74/75 | F350 — — X/C, M/T | 6 | 300 | | | 1 |
| 76/77 | F100/350—"Before Ser. 080,001" | 6 | 300 | | | 1 |
| 77/ | F100/350 — — without A/C | 8 | 351,400 | | | 1 |
| 76 | F350 — — X/C and dual r/wheels | 8 | 360 | | | 1 |
| | "From Ser. B50,001" | | | | | |
| 76 | F150/250 — — S/X/C— | 8 | 390-4/B | | | 1 |
| | "From Ser. B50,001" | | | | | |
| 77/ | F150 — — with A/C | 8 | 302 | | | 1 |
| 79 | F100/150 — — S/X/C | 8 | 302 | | | 1 |
| 77/ | F100/350 — — factory A/C,XC | 6 | 300 | C9AZ 8546-A | | 1 |
| | "From Ser. 080,001" | | | | | |
| 79 | F100/350 — — S/C | 6 | 300 | C4TZ 8546-C | 5/8" thick | 1 |
| 73/ | F100/150 — — without A/C | 8 | 302 | C9TZ 8546-A | *YA-29 | 1 |
| 73/76 | F350 — — X/C and dual r/wheels | 8 | 360, 390 | C4TZ 8546-F | 2 21/32" thick incl. pilot | 1 |
| | "Before Ser. B50,001" | | | | | 1 |
| 73/74 | F250 — — S/C— | 8 | 460 | D0SZ 8546-A | 1 13/16" thick | 1 |
| | "Before Ser. T80,001" | | | | | |
| 73 | F100 — — S/C | 8 | 460 | | | 1 |
| 74 | F100/350 — — without P/S | 8 | 460 | | | 1 |
| 75 | F250/350 — — S/C and X/C | 6 | 300 | | | 1 |
| 77/78 | F100/350 — — without A/C | 6 | 300 | | | 1 |
| | "From Ser. 080,001 to B60,001" | | | | | |
| 73 | F250 — — X/C, S/X/C, A/C or trailer towing pkg. | 8 | 460 | D1DZ 8546-A | *YA-44-2 3/16" thick | 1 |
| 73 | F350 | 8 | 460 | | | 1 |
| 74 | F100/350 — — A/C | 8 | 460 | | | 1 |
| 74 | F100 — — S/C | 8 | 460 | | | 1 |
| 74/ | F250 — — S/C— | 8 | 460 | | | 1 |
| | "From Ser. T80,001" | | | | | |
| 75/ | F150/350 — — X/C, trailer towing package without A/C | 8 | 460 | | | 1 |
| 75/ | E250/350 — — S/C | 8 | 460 | | | 1 |
| 73/ | F100/250 | 8 | 460 | D4AZ 8546-A | *YA-123 | 1 |
| 73/77 | F500 | 6 | 300 | D1TZ 8546-A | 3/8" thick | 1 |
| 73/75 | F500 "Before Ser. W00,001" | 8 | 330M/D | D0TZ 8546-B | #C8TA-B-2 1/2" thick incl. pilot | 1 |
| 75 | F500 "From Ser. W00,001" | 8 | 330 M/D | D5TZ 8546-A | | 1 |
| 73/76 | M450/500 | 8 | 360,390 | C4AZ 8546-F | *YA-74—aluminum—2 7/16" thick | 1 |
| 73/77 | P350/500 "Before Ser. 080,001" | 6 | 300 | C8YZ 8546-A | *YA-20 | 1 |
| 77 | P500 "From Ser. 080,001" | 6 | 300 | C4TZ 8546-C | 7/8" thick | 1 |
| 8548 TUBE or HOSE (WATER BY-PASS) | | | | | | |
| 73/74 | B-F500 | 8 | 330M/D | D0TZ 8548-B | Hose—rubber—110° curve | 1 |
| 75/77 | B-F500 — — exc. Calif. | 8 | 330M/D | | | 1 |
| 73/77 | B-F500 | 8 | 330M/D | D1TZ 8548-A | Elbow—steel—3/8"—18 threaded end—5/8" tube end | 1 |
| 73/74 | B-F500 | 8 | 330M/D | D3TZ 8548-A | *KM-737 | 1 |

APRIL, 1980

COPYRIGHT © 1980 — FORD MOTOR COMPANY — DEARBORN, MICHIGAN

CHANGE 1

1973/79
TRUCK SERIES 100/500

| YEAR | MODEL/RESTRICTIONS | ENGINE | | PART NUMBER | DESCRIPTION | QTY. |
|--|--|--------|--------------------|----------------|--|------|
| | | CYL. | C.I.D. (C.C.D.) | | | |
| 8548 TUBE or HOSE (WATER BY-PASS) -- Cont'd | | | | | | |
| 75/77 | B-F500 -- exc. Calif. | 8 | 330M/D | D4TZ 8548-C | *KM780-hose-rubber-5/8" I.D. x 14 3/4" approx. length | 1 |
| 75/77 | B-F500 -- Calif. | 8 | 330M/D | D5TZ 8548-A | *KM-815-hose-rubber-2 5/8" long-with 45° bend | 1 |
| 75/77 | B-F500 -- Calif. | 8 | 330M/D | D5TZ 8548-B | *KM-816-hose-rubber-10 3/8" long-w/double bend | 1 |
| 74/75 | F100 -- T/E | 8 | 302 | ★ D4TE 8548-AA | Improvise from bulk hose (9324) | 1 |
| 74/75 | E250/350, M450/500 | 8 | 460 | ★ D4TZ 8548-A | *KM-776-r/b D9HZ 8548-B(1/80) | 1 |
| 8553 HUB (WATER PUMP PULLEY) | | | | | | |
| 73/77 | B-F500 | 6 | 330M/D | D0TZ 8553-A | 13/16" depth x 3 13/32" O.D. | 1 |
| 75/ | E-F100 | 6 | 300 | | | 1 |
| 75/77 | B-F500 | 6 | 300 | | | 1 |
| 73/74 | E-F100/350, P350/500 -- without T/E | 6 | 240, 300 | B4A 8553-A | 5/8" depth x 2 1/2" O.D. | 1 |
| 75/77 | E-F150/350, P350/500 | 6 | 300 | | | 1 |
| 77/ | E-F150/350, P500 -- exc. Calif. "Before Ser. 080,001" | 6 | 300 | | | 1 |
| 75/ | F100/150 | 8 | 302 | | | 1 |
| 79 | E100/250 | 8 | 302 | | | 1 |
| 75/ | E100/350 | 8 | 351 | | | 1 |
| 77/ | F100/350 | 8 | 351M, 400 | | | 1 |
| 73/76 | F100/350, M450/500 | 8 | 360,390 | D2VY 8553-A | 3/4" depth x 3/4" I.D. x 2 19/32" O.D. | 1 |
| 73/74 | E100/300,F100 | 8 | 302 | | | 1 |
| 73/ | E250/350,F100/350 | 8 | 460 | | | 1 |
| 74 | E100/200,F100 -- T/E | 6 | 300 | | | 1 |
| 75/ | E-F100 | 6 | 300 | | | 1 |
| 77/ | E-F150/350, P500 -- Calif. "From Ser. 080,001" | 6 | 300 | | | 1 |
| 75/76 | M450/500 | 8 | 460 | | | 1 |
| 74 | M450/500 | 8 | 460 | D4TZ 8553-A | | 1 |
| 8555 TUBE (WATER BY-PASS)--Also refer to group 8597 | | | | | | |
| 73/77 | B-F500 | 8 | 330M/D | C5AZ 8555-A | Steel-straight-5/8" O.D. x 2 1/2" long-cut to fit | 2 |
| 73/76 | F100/350, M450/500 | 8 | 360,390 | | | 2 |
| 73/74 | E100/300 | 8 | 302 | | | 1 |
| 73/ | E250/350,F100/350, M450/500 | 8 | 460 | | | 2 |
| 77/ | F100/350 | 8 | 351M, 400 | | | 1 |
| 73/ | F100 | 8 | 302 | D00Z 8555-A | | 2 |
| 77/ | F100/350 | 8 | 351M, 400 | | | 1 |
| 73/74 | E100/300 -- exc. T/E | 8 | 302 | C80Z 8555-A | | 1 |
| 75/ | E100/350 | 8 | 351 | C8AZ 8555-A | Steel-3/4" O.D.-cut to fit- used in thermo housing | 1 |
| 75/ | E100/350 | 8 | 351 | D90Z 8555-A | Steel-3/4" O.D. 1 3/4" long | 1 |
| 75/ | E100/350 | 8 | 351 | D00Z 8555-A | Steel-3/4" O.D. x 5/8" O.D. x 1 3/4" long | 1 |
| 75/ | E100/350 | 6 | 300 | 351799-S8 | (II-189) Nipple (heater hose to water pump) 5/8 x 3/8"-18 x 5 3/8" | 1 |
| 75/ | B-F100/500 | 6 | 300 | | | 1 |
| 75/77 | P350/500 | 6 | 300 | | | 1 |

**1973/79
TRUCK SERIES 100/500**

| YEAR | MODEL/RESTRICTIONS | ENGINE | | PART NUMBER | DESCRIPTION | QTY. |
|-------------------------------|--|--------|--------------------|-------------|---------------|------|
| | | CYL. | C.I.D. (C.C.D.) | | | |
| 8564 SEAL (WATER PUMP) | | | | | | |
| 73/77 | B-F500 | 8 | 330M/D | B6TZ 8564-D | 1 23/32" O.D. | 1 |
| 73/76 | F100/350 | 8 | 360,390 | | | 1 |
| 73/76 | E100/300,F100- "Before Ser. B75,001" | 8 | 302 | | | 1 |
| 73/74 | B-F500 | 6 | 300 | | | 1 |
| 73/74 | F100/350 | 8 | 460 | | | 1 |
| 74 | E100/200,F100 -- T/E | 6 | 300 | | | 1 |
| 75/76 | E100/350 | 8 | 351 | | | 1 |
| 73/74 | E100/300,F100/350,P350/500 -- without T/E | 6 | 240,300 | B2AZ 8564-D | | 1 |
| 75/77 | E150/350,F250/350,P350/500 "Before Ser. 080,001" | 6 | 300 | D5TZ 8564-A | | 1 |
| 77/ | E150/350, F150/350, P500 -- exc. Calif. "From Ser. 080,001" | 6 | 300 | | | 1 |
| 74/76 | M450/500 | 8 | 460 | D4AZ 8564-A | | 1 |
| 75/ | E-F100 | 6 | 300 | | | 1 |
| 77/ | E150/350, F150/350, P500 -- Calif. "From Ser. 080,001" | 6 | 300 | | | 1 |
| 75/77 | B-F500 | 6 | 300 | | | 1 |
| 77/ | F100/350 | 8 | 351M, 400 | | | 1 |
| 77/ | E100/350 | 8 | 351 | | | 1 |
| 75/ | E250/350,F150/350 | 8 | 460 | | | 1 |
| 76/ | F100- "From Ser. B75,001" | 8 | 302 | | | 1 |

| 8A564 SWITCH (COOLANT TEMPERATURE CONTROLLED VACUUM) - Also refer to group 9D473 and 12A091 | | | | | | |
|--|--|---|-----|--------------|--|----|
| 74/ | | 8 | All | D4VY 8A564-B | # D4VE-AA, B1A, B2A & pink dye -84° temp. | AR |
| | | | | D5AZ 8A564-A | *DY-174 # D5AE-A2A, D7DE-A1A, A2A W/Purple or Yellow dye-160° temp. | AR |
| | | | | D5ZZ 8A564-A | *DY-173 # D5ZE-A2A, D7LE-A1A, A2A, D4TE-AA w/Blue or Green dye-125° temp. | AR |
| | | | | D5OZ 8A564-A | *DY-183 # D5OE-A2A, D7OE-A1A, A2A W/Black or Brown dye-95° temp. | AR |

| 8A565 SHIELD (WATER OUTLET CONNECTION) | | | | | | |
|---|----------|---|-----|--------------|--|---|
| 77 | E150/350 | 8 | 460 | D7VY 8A565-A | | 1 |
| 77 | F100/350 | 8 | 460 | | | 1 |
| 78/ | E250/350 | 8 | 460 | D8TZ 8A565-A | | 1 |
| | F150/350 | 8 | 460 | | | 1 |

| YEAR | MODEL | C.I.D. | GASKET | | THERMOSTAT | | | CONNECTOR |
|------|-------|--------|--------|-----------------------|-----------------------|-------------|----------------|----------------|
| | | | L | MOTOR CRAFT NO. | MOTOR CRAFT NO. | 0° TEMP. | PART NUMBER | PART NUMBER |

8575 THERMOSTAT (WATER)

■ Gasket has a non adhesive back, † Two required

§ Gasket has an adhesive back.

*LOCATION U-UPPER, L-LOWER

| 6 CYLINDER | | | | | | | | | |
|-------------------|---------------|-----|--------|---------------|--------|-----|-------------|-------------|--|
| 73/74 | E100/300,F100 | 240 | RG-30 | ■ C9AZ 8255-A | RT-350 | 160 | D5PZ 8575-A | D3TZ 8592-A | |
| | | | RG-513 | § D4PZ 8255-F | RT-351 | 180 | D5PZ 8575-B | | |
| | | | | | RT-357 | 190 | D4PZ 8575-A | | |

1973/79
TRUCK SERIES 100/500

| YEAR | MODEL | C.I.D. | GASKET | | | THERMOSTAT | | | CONNECTOR | |
|--|-------------------------------------|---------|-------------------|-----------------------|---------------------------------|----------------------------|-------------------|---|----------------|--|
| | | | L O C. * | MOTOR CRAFT NO. | PART NUMBER | MOTOR CRAFT NO. | 0° TEMP. | PART NUMBER | PART NUMBER | |
| 8575 THERMOSTAT (WATER) — Cont'd | | | | | | | | | | |
| ■ Gasket has a non adhesive back, † Two required | | | | | | | | | | |
| ‡ Gasket has an adhesive back. | | | | | | | | | | |
| *LOCATION U-UPPER, L-LOWER | | | | | | | | | | |
| 6 CYLINDER | | | | | | | | | | |
| 73/74 | B500,E300,F250/500, P350/500 | 300 | | RG-30 RG-513 | ■ C9AZ 8255-A \$ D4PZ 8255-F | RT-350 RT-351 RT-357 | 160 180 190 | D5PZ 8575-A D5PZ 8575-B D4PZ 8575-A | C8AZ 8592-B | |
| 75/76 | B500,E-F150/500, P350/500 | 300 | | | | | | | | |
| 76 | E-F100(82) -- exc. Calif. | 300 | | | | | | | | |
| 76 | E-F100(82) -- Canada | 300 | | | | | | | | |
| 77/78 | E-F100 | 300 | | | | | | | | |
| 77/78 | E-F150/350 -- exc. Calif. | 300 | | | | | | | | |
| 77 | B-F500 | 300 | | | | | | | | |
| 74 | E100/200,F100 -- T/E | 300 | | RG-30 | ■ C9AZ 8255-A | RT-350 | 160 | D5PZ 8575-A | D3TZ 8592-A | |
| 75 | E-F100 | 300 | | RG-513 | \$ D4PZ 8255-F | RT-351 RT-357 | 180 190 | D5PZ 8575-B D4PZ 8575-A | | |
| 76 | E-F100(89) -- Calif. or Canada | 300 | | | | | | | | |
| 77/78 | E-F150/350 -- Calif. | 300 | | | | | | | | |
| 79 | E-F100/350 | 300 | | RG-30 RG-513 | ■ C9AZ 8255-A \$ D4PZ 8255-F | | 192° | D9BZ 8575-A | D3TZ 8592-A | |
| 8 CYLINDER | | | | | | | | | | |
| 73/74 | E100/300,F100 | 302 | | RG-30 | ■ C9AZ 8255-A | RT-350 | 160 | D5PZ 8575-A | C90Z 8592-A | |
| 75/78 | F100/150 | 302 | | RG-514 | \$ D4PZ 8255-G | RT-351 RT-357 | 180 190 | D5PZ 8575-B D4PZ 8575-A | | |
| 79 | E-F100/250 | 302 | | RG-30 RG-514 | ■ C9AZ 8255-A \$ D4PZ 8255-G | | 192° | D9BZ 8575-A | C90Z 8592-A | |
| 73 | B-F500 | 330 | U | RG-25 | C8PZ 8255-V | RT-147 | 175 | D0TZ 8575-A | C8TZ 8592-B | |
| | | | L | RG-24-A | D1PZ 8255-A | | | | D0TZ 8592-A | |
| 74 | B-F500-- "Before Ser. T60,001" | 330 | U | RG-25 | C8PZ 8255-V | RT-146 | 160 | D1TZ 8575-A | C8TZ 8592-B | |
| | | | L | RG-24-A | D1PZ 8255-A | | | | D0TZ 8592-A | |
| 75/77 | B-F500-- "From Ser. T60,001" | 330 | U | RG-25 | C8PZ 8255-V | RT-146 | 160 | D1TZ 8575-A | C8TZ 8592-B | |
| | | | L | RG-24-A | D1PZ 8255-A | | | | D4TZ 8592-E | |
| 75/78 | E150/350 | 351 | | RG-30 RG-514 | ■ C9AZ 8255-A \$ D4PZ 8255-G | RT-350 RT-351 RT-357 | 160 180 190 | D5PZ 8575-A D5PZ 8575-B D4PZ 8575-A | D5TZ 8592-A | |
| 79 | E100/350 | 351 | | RG-30 RG-514 | ■ C9AZ 8255-A \$ D4PZ 8255-G | | 192° | D9BZ 8575-A | D5TZ 8592-A | |
| 77/78 | F100/350 | 351,400 | | RG-7 RG-506 | ■ C8SZ 8255-A \$ D4PZ 8255-C | RT-139 | 192 | D0AZ 8575-A | D7AZ 8592-A | |
| 79 | F100/350 | 351,400 | | RG-7 RG-506 | ■ C8SZ 8255-A \$ D4PZ 8255-C | | 192° | D9TZ 8575-A | D7AZ 8592-A | |
| 73/76 | F100/350 | 360,390 | | RG-24-A | D1PZ 8255-A | RT-350 RT-351 RT-357 | 160 180 190 | D5PZ 8575-A D5PZ 8575-B D4PZ 8575-A | C4TZ 8592-C | |
| 73/76 | M450/500 | 360,390 | | RG-24 | C8PZ 8255-U | RT-357 | 190 | D4PZ 8575-A | C4TZ 8592-C | |
| 74/76 | M450/500 | 460 | U | RG-45 | D4TZ 8255-A | RT-147 | 175 | † D0TZ 8575-A | D4TZ 8592-D | |
| | | | L | | | | | | D4TZ 8592-A | |
| 73/74 | F100/350 | 460 | | RG-7 | C8SZ 8255-A | RT-350 RT-351 RT-357 | 160 180 190 | D5PZ 8575-A D5PZ 8575-B D4PZ 8575-A | C8SZ 8592-A | |
| 75/76 | E250/350,F150/350 -- exc. Calif. | 460 | | RG-7 | C8SZ 8255-A | RT-356 | 178 | D5UZ 8575-A | D1AZ 8592-A | |

**1973/79
TRUCK SERIES 100/500**

| YEAR | MODEL | C.I.D. | GASKET | | | THERMOSTAT | | | CONNECTOR | |
|------|--|--------|-------------------|-----------------------|----------------|-----------------------|-------------|----------------|----------------|--|
| | | | L O C. * | MOTOR CRAFT NO. | PART NUMBER | MOTOR CRAFT NO. | 0° TEMP. | PART NUMBER | PART NUMBER | |
| 8575 | THERMOSTAT (WATER) — Cont'd | | | | | | | | | |
| | ■ Gasket has a non adhesive back, † Two required | | | | | | | | | |
| | ‡ Gasket has an adhesive back. | | | | | | | | | |
| | *LOCATION U-UPPER, L-LOWER | | | | | | | | | |

| 8 CYLINDER | | | | | | | | | | |
|------------|--------------------------------|-----|--|------|-------------|----------------------------|-------------------|---|-------------|--|
| 75/76 | E250/350,F150/350 -- Calif. | 460 | | RG-7 | C8SZ 8255-A | RT-356 | 178 | D5UZ 8575-A | D5AZ 8592-A | |
| 77 | E250/350,F150/350 | 460 | | RG-7 | C8SZ 8255-A | RT-350 RT-351 RT-357 | 160 180 190 | D5PZ 8575-A D5PZ 8575-B D4PZ 8575-A | D7VY 8592-A | |
| 78 | E250/350,F150/350 | 460 | | RG-7 | C8SZ 8255-A | RT-350 RT-351 RT-357 | 160 180 190 | D5PZ 8575-A D5PZ 8575-B D4PZ 8575-A | D8TZ 8592-A | |
| 79 | E250/350,F150/350 | 460 | | RG-7 | C8SZ 8255-A | | 192 | D9BZ 8575-A | D8TZ 8592-A | |

| YEAR | MODEL/RESTRICTIONS | ENGINE | | PART NUMBER | DESCRIPTION | QTY. |
|-------|---------------------|--------|--------------------|-------------|--|------|
| | | CYL. | C.I.D. (C.C.D.) | | | |
| 8592 | Refer to group 8575 | | | | | |
| 73/76 | | 8 | 360,390 | 358805-S7 | (BB-561)-bolt (thermostat hsg. to block)- hex. washer head-5/16"-18 x 1 1/4" | 2 |
| 73/74 | F100/350 | 8 | 460 | 352464-S8 | (BB-139)-bolt (thermostat hsg. to intake manifold)-hex. hd.-5/16"-18 x 1 1/8" | 2 |
| 73/ | | 6 | 240,300 | 376256-S | (BB-545-A)-bolt (thermostat hsg. to block)- hex. hd.-5/16"-18 x 1" | 2 |
| 73/74 | | 8 | 302 | 20386-S8 | (B-53)-bolt (thermostat hsg. to intake manifold)-hex. hd.-5/16"-18 x 1" | 2 |
| 73/76 | M450/500 | 8 | 460 | 55644-S13 | (U-2-E)-screw and washer (thermostat hsg. to intake manifold)-5/16"-18 x 1 1/8" | 1 |
| 74/76 | M450/500 | 8 | 460 | 56130-S2 | (B-319-N)-bolt (thermostat housing to intake manifold)-5/16"-18 x 3" | 1 |
| 74/77 | | 8 | 330 | 371485-S | (PP-48-A)-plug (hole in lower water connection)-hex. counter sunk head-3/4"-14 | 1 |

| 8597 HOSE (WATER BY-PASS)-Also refer to group 8555 | | | | | | |
|--|--------------------|---|----------|-------------|----------------------|---|
| 73/76 | F100/350, M450/500 | 8 | 360, 390 | C20Z 8597-D | Cut to fit | 1 |
| 73/ | F100/350 | 8 | 460 | | | 1 |
| 73/74 | E100/300, F100 | 8 | 302 | D00Z 8597-B | *KM-640 - cut to fit | 1 |
| 75/ | F100 | 8 | 302 | | | 1 |
| 75/ | E100/350 | 8 | 351 | D5UZ 8597-A | *KM-812-3/4" I.D. | 1 |

**1973/79
TRUCK SERIES 100/500**

| YEAR | MODEL/RESTRICTIONS | ENGINE | | PART NUMBER | BLADES | DIAMETER (INCHES) | CTR. HOLE (INCHES) | DESCRIPTION | QTY. |
|--|---|--------|--------------------|--------------------------------------|--------|----------------------|-----------------------|--|------|
| | | CYL. | C.I.D. (C.C.D.) | | | | | | |
| 8600 FAN BLADE ASSY. | | | | | | | | | |
| ●Not used in noise level restriction areas. ▲Use in noise level restriction areas. | | | | | | | | | |
| B (Series) | | | | | | | | | |
| 73/77 | B500 -- S/C | 6 | 300 | C5TZ 8600-B | 4 | 19 1/2 | 3/4 | #C5TA-AA | 1 |
| 73/75 | B500 -- X/C | 6 | 300 | C5TZ 8600-H | 7 | 19 1/2 | 3/4 | #C7TA-N | 1 |
| 73/74 | B500 -- S/C,X/C | 8 | 330 | D0HZ 8600-F | 5 | 20 | 1 1/4 | #D0HA-Z | 1 |
| 75/76 | B500 | 8 | 330 | C4TZ 8600-F | 4 | 20 | 1 1/4 | #C4TA-A OR B | 1 |
| 77 | B500 | 8 | 330 | D0HZ 8600-F | 5 | 20 | 1 1/4 | #D0HA-Z | 1 |
| E (Series) | | | | | | | | | |
| 73/74 | E100/300 -- M/T and S/C or X/C | 6 | 240 | C60Z 8600-A | 4 | 17 1/2 | 5/8 | #C6AE-E | 1 |
| 73/74 | E100/300 -- A/T and S/C or X/C | 6 | 240, 300 | C20A 8600-B | 4 | 17 | 5/8 | #C5TA-V | 1 |
| 73/74 | E100/300 -- M/T and S/C or E/C | 6 | 300 | C7SZ 8600-B | 4 | 18 | 5/8 | #D0TA-G | 1 |
| 73/74 | E100/300 -- S/C or X/C | 8 | 302 | | | | | | |
| 74 | E100/300 -- S/C or X/C without T/E "From Ser. T20,001" | 8 | 302 | | | | | | |
| 75/77 | E100/350 -- X/C | 6 | 300 | D20Z 8600-A | 4 | 18 1/2 | 5/8 | #C5AE-A, D20E-AB, D8TA-CA,ED C5AE-A ED D8TA-CA, D8TA-CB | 1 |
| 75/77 | E100/350 -- S/C,X/C exc. Low noise areas -- "Before Ser. 060,001" | 8 | 351 | | | | | | |
| 78/ | E100/350 -- S/C, X/C | 6 | 300 | | | | | | |
| 78/ | E100/350 -- S/C, X/C, S/X/C- except Club Wagons | 8 | 351 | | | | | | |
| 77 | E100/350 -- A/C- "Before Ser. 080,001" | 6 | 300 | D0TZ 8600-B | 7 | 18 | 5/8 | #D4TA-HA | 1 |
| 77/ | E100/350 -- A/C-or X/C "From Ser. 080,001" | 6 | 300 | D7TZ 8600-A *YA-135 | 5 | 18 | 5/8 | #D7UA-AJA | 1 |
| 79 | E100/350 -- X/C | 8 | 302 | | | | | | |
| 73/74 | E100/300 -- A/C without aux. evaporator | 8 | 302 | C5AZ 8600-K *YA-15 | 5 | 18 | 5/8 | #C9UA-B | 1 |
| 74 | E100/300 -- S/C or X/C with T/E "From Ser. T20,001" | 8 | 302 | | | | | | |
| 73/74 | E100/300 -- A/C with aux. evaporator | 8 | 302 | D0UZ 8600-A | 7 | 18 | 5/8 | #D1UA-HA | 1 |
| 75/77 | E100/350 -- A/C- "Before Ser. 040,001" | 8 | 351 | D3TZ 8600-B | 7 | 19 | 2 5/8 | #H | 1 |
| 75/77 | E100/350 -- S/C,X/C Low noise areas "Before Ser. 060,001" | 8 | 351 | D60Z 8600-A *YA-132 | 5 | 18 1/2 | 5/8 | #D60E-AA | 1 |
| 77 | E100/350 -- S/C,X/C Low noise areas "From Ser. 060,001" | 8 | 351 | | | | | | |
| 78/ | E100/350 -- S/C, X/C, S/X/C- Club Wagons | 8 | 351 | | | | | | |
| 77/ | E100/350 -- A/C- "From Ser. 040,001" | 8 | 351 | ★ D6TZ 8600-A /bD8TZ 8600-A(1/80) | 7 | 19 1/2 | 2 5/8 | #D6TA-AA | 1 |
| 75/76 | E250/350 -- STD. and X/C | 8 | 460 | D0TZ 8600-C | 5 | 19 1/2 | 5/8 | #D0TA-F | 1 |
| 78/ | E250/350 -- S/C - X/C - vans | 8 | 460 | | | | | | |
| 75/77 | E100/350 -- A/C- "Before Ser. Y80,001" | 8 | 460 | D3TZ 8600-B | 7 | 19 | 2 5/8 | #H | 1 |
| 77 | E250/350 -- "Before Ser. Y80,001" | 8 | 460 | | | | | | |
| 77 | E250/350 -- "From Ser. Y80,001" | 8 | 460 | ★ D6TZ 8600-A /bD8TZ 8600-A(1/80) | 7 | 19 1/2 | 2 5/8 | #D6TA-AA | 1 |
| 78/ | E100/350 -- A/C | 8 | 460 | | | | | | |
| 78/ | E100/350 -- Club Wagon- S/C, X/C | 8 | 460 | | | | | | |

1973/79
TRUCK SERIES 100/500

| YEAR | MODEL/RESTRICTIONS | ENGINE | | PART NUMBER | BLADES | DIAMETER (INCHES) | CTR. HOLE (INCHES) | DESCRIPTION | QTY. |
|--|--|--------|--------------------|---------------------------------------|--------|----------------------|-----------------------|---|------|
| | | CYL. | C.I.D. (C.C.D.) | | | | | | |
| 8600 | FAN BLADE ASSY. — Cont'd | | | | | | | | |
| ●Not used in noise level restriction areas. ▲Use in noise level restriction areas. | | | | | | | | | |
| F (Series) | | | | | | | | | |
| 73/ | F100/250 — S/C or X/C | 6 | 240,300 | D20Z 8600-A | 4 | 18 1/2 | 5/8 | #C5AE-A, D20E-AB, D8TA-CA,ED C5AE-A, ED D8TA-CA | 1 |
| 73/74 | F350 — S/C or X/C and single r/wheels | 6 | 300 | | | | | D8TA-CA | 1 |
| 73/74 | F350 — S/C and dual r/wheels | 6 | 300 | | | | | D8TA-CB | 1 |
| 75/77 | F350 — S/C and X/C | 6 | 300 | | | | | | 1 |
| 78/ | F100/350 — S/C, X/C | 6 | 300 | | | | | | 1 |
| 73/74 | F350 — X/C and dual r/wheels | 6 | 300 | C5TZ 8600-B | 4 | 19 1/2 | 3/4 | #C5TA-AA | 1 |
| 73/76 | F500 — S/C | 6 | 300 | | | | | | 1 |
| 73 | F500 — X/C | 6 | 300 | C5TZ 8600-H | 7 | 19 1/2 | 3/4 | #C7TA-N | 1 |
| 77 | F100/350 — A/C | 6 | 300 | D7TZ 8600-A *YA-135 | 5 | 18 | 5/8 | #D7UA-AJA | 1 |
| 78/ | F100/350 — A/C | 6 | 300 | D0TZ 8600-B | 7 | 18 1/4 | 5/8 | #D4TA-HA | 1 |
| 79 | F100/350 — S/X/C | 6 | 300 | ★C8TZ 8600-B r/bD9TZ 8600-A(11/79) | 5 | 18 1/2 | 5/8 | #C8TA-F,D3TA-AA, D4TA-CA, D6TA-EA | 1 |
| 73/77 | F100/150 — S/C or X/C | 8 | 302 | C90Z 8600-B | 4 | 17 1/2 | 5/8 | #C8SE-A | 1 |
| 78/ | F100/150 — S/C or X/C | 8 | 302 | D20Z 8600-A | 4 | 18 1/2 | 5/8 | #C5AE-A, D20E-AB D8TA-CA | 1 |
| 73/75 | F100 — A/C without T/E- "Before Ser. W40,001" | 8 | 302 | D0TZ 8600-D | 5 | 17 1/2 | 5/8 | #D0TA-E | 1 |
| 75/ | F100/150 — A/C- "From Ser. W40,001" | 8 | 302 | | | | | | 1 |
| 74/75 | F100 — A/C and T/E- "Before Ser. W40,001" | 8 | 302 | D3DZ 8600-A | 7 | 17 9/16 | 5/8 | #D1DE-BA | 1 |
| 79 | F100/350 — S/X/C | 8 | 302 | D7TZ 8600-A | 5 | 18 | 5/8 | #D7UA-AJA | 1 |
| 73/74 | F500 — S/C,X/C | 8 | 330 | D0HZ 8600-F | 5 | 20 | 1 1/4 | #D0HA-Z | 1 |
| 75/76 | F500 | 8 | 330 | C4TZ 8600-F | 4 | 20 | 1 1/4 | #C4TA-A or B | 1 |
| 77 | F500 | 8 | 330 | D0HZ 8600-F | 5 | 20 | 1 1/4 | #D0HA-Z | 1 |
| 77/ | F100/350 — S/C and X/C-exc. F100 Low noise areas | 8 | 351M, 400 | ★C8TZ 8600-B r/bD9TZ 8600-A(11/79) | 5 | 18 1/2 | 5/8 | #C8TA-F,D3TA-AA, D4TA-CA,D6TA-EA | 1 |
| 77/ | F150/350 — Super X/C | 8 | 351,400 | | | | | | 1 |
| 77 | F100 — S/C,X/C and Low noise areas | 8 | 351,400 | D7TZ 8600-A | 5 | 18 | 5/8 | #D7UA-AJA | 1 |
| 78/ | F100 — Super Cool — without A/C | 8 | 351M 400 | ★D6TZ 8600-A r/bD8TZ 8600-A(1/80) | 7 | 19 1/2 | 2 5/8 | #D6TA-AA | 1 |
| 77 | F100/350 — A/C or trailer tow, pkg. | 8 | 351M, 400 | | | | | | 1 |
| 78/ | F100/350 — trailer tow — without Super cool — with or without A/C | 8 | 351M 400 | | | | | | 1 |
| 73/75 | F100/250 — S/C or X/C "Before Ser. W00,001" | 8 | 360, 390 2/8 | ★C8TZ 8600-B r/bD9TZ 8600-A(11/79) | 5 | 18 1/2 | 5/8 | #C8TA-F,D3TA-AA, D4TA-CA,D6TA-EA | 1 |
| 75/76 | F150 — S/C or X/C | 8 | 360 | | | | | | 1 |
| 75/76 | F250 — S/C or X/C- "From Ser. W00,001" | 8 | 360 | | | | | | 1 |
| 73/75 | F350 — S/C or X/C and single r/wheels | 8 | 360,390 2/8 | | | | | | 1 |
| 73/76 | F350 — S/C and dual r/wheels | 8 | 360,390 2/8 | | | | | | 1 |
| 76 | F350 — S/C and single r/wheels | 8 | 360 | | | | | | 1 |
| 75/76 | F100 — S/C or X/C — "From Ser. W00,001" | 8 | 360,390 2/8 | ★C8TZ 8600-B r/bD9TZ 8600-A(11/79) | 5 | 18 1/2 | 5/8 | #C8TA-F,D3TA-AA, D4TA-CA,D6TA-EA | 1 |
| 76 | F350 — X/C and dual r/wheels "From Ser. B50,001" | 8 | 360 | | | | | | 1 |

1973/79
TRUCK SERIES 100/500

| YEAR | MODEL/RESTRICTIONS | ENGINE | | PART NUMBER | BLADES | DIAMETER (INCHES) | CTR. HOLE (INCHES) | DESCRIPTION | QTY. | | | | | | |
|--|---|--------|-----------------|---------------|--------|-------------------|--------------------|-------------|------|-------------|---|--------|-----|-----------|---|
| | | CYL. | C.I.D. (C.C.D.) | | | | | | | | | | | | |
| 8600 FAN BLADE ASSY. — Cont'd | | | | | | | | | | | | | | | |
| ●Not used in noise level restriction areas. ▲Use in noise level restriction areas. | | | | | | | | | | | | | | | |
| F (Series) | | | | | | | | | | | | | | | |
| 75 | F100 -- S/C or X/C -- "From Ser. W00,001" | 8 | 360,390 2/B | ▲ DOTZ 8600-C | 5 | 19 1/2 | 5/8 | #D0TA-F | 1 | | | | | | |
| 73/76 | F350 -- X/C and dual r/wheels "From Ser. B50,001" | 8 | 360,390 2/B | DOHZ 8600-F | 5 | 20 | 1 1/4 | #D0HA-Z | 1 | | | | | | |
| 73/74 | F100/350 -- A/C "Before Ser. U60,001" | 8 | 360,390 2/B | DOTZ 8600-C | 5 | 19 1/2 | 5/8 | #D0TA-F | 1 | | | | | | |
| 73/74 | F100/250 -- S/X/C "Before Ser. U60,001" | 8 | 360,390 2/B | | | | | | | | | | | | |
| 74/75 | F100/150 -- A/C and S/X/C-- "From Ser. U60,001 to W40,001" | 8 | 360, 390-2/B | | | | | | | | | | | | |
| 75/76 | F100 -- 2/W/D,M/T,A/C and S/X/C "From Ser. W40,001" | 8 | 360 | | | | | | | | | | | | |
| 75 | F150 -- A/C and S/X/C-- "From Ser. W40,001" | 8 | 360 | | | | | | | | | | | | |
| 75/76 | F100 -- 4/W/D,A/C and S/X/C "From Ser. W40,001" | 8 | 360 | | | | | | | | | | | | |
| 75/76 | F100 -- A/C and S/X/C-- "From Ser. W40,001" | 8 | 390 2/B | | | | | | | | | | | | |
| 76 | F100/150 -- trailer tow pkg. "Before Ser. B50,001" | 8 | 360 | | | | | | | | | | | | |
| 76 | F100 -- trailer tow pkg. exc. Calif. -- "From Ser. B50,001" | 8 | 360 | | | | | | | | | | | | |
| 74/76 | F150/350 -- A/C and S/X/C-- "From Ser. U60,001" | 8 | 360 | | | | | | | D4TZ 8600-A | 7 | 19 1/2 | 5/8 | #D4TA-UA | 1 |
| 75/76 | F100 -- 2/W/D A/T,A/C and S/X/C-- "From Ser. W40,001" | 8 | 360 | D3TZ 8600-A | 5 | 18 1/2 | 5/8 | #D4TA-AA | 1 | | | | | | |
| 76 | F150/350 -- S/X/C-- "From Ser. B50,001" | 8 | 390-4/B | | | | | | | | | | | | |
| 76 | F100 -- trailer tow pkg. and Calif. "From Ser. B50,001" | 8 | 360 | | | | | | | | | | | | |
| 76 | F150 -- trailer tow pkg. | 8 | 360 | | | | | | | | | | | | |
| 73/79 | F100/250 -- S/C or X/C,- "Before Ser. EG0,001" | 8 | 460 | D3TZ 8600-A | 5 | 18 1/2 | 5/8 | #D4TA-AA | 1 | | | | | | |
| 73/79 | F350 -- S/C,- "Before Ser. EG0,001" | 8 | 460 | | | | | | | | | | | | |
| 74/75 | F350 -- S/C-- "Before Ser. W00,001" | 8 | 390-4/B | | | | | | | | | | | | |
| 74/75 | F250 -- S/C and X/C-- "Before Ser. W00,001" | 8 | 390-4/B | | | | | | | | | | | | |
| 75 | F150 -- S/C and X/C-- "Before Ser. W00,001" | 8 | 390-4/B | | | | | | | | | | | | |
| 76 | F350 -- X/C "From Ser. A25,001" | 8 | 460 | | | | | | | | | | | | |
| 76 | F350 -- X/C and M/T -- "From Ser. C50,001" | 8 | 390-4/B | | | | | | | | | | | | |
| 79 | F150/350 -- S/C or E/C -- "From Ser. EG0,001" | 8 | 460 | | | | | | | D7TZ 8600-A | 5 | 18 | 5/8 | #D7UA-AJA | 1 |

1973/79
TRUCK SERIES 100/500

| YEAR | MODEL/RESTRICTIONS | ENGINE | | PART NUMBER | BLADES | DIAMETER (INCHES) | CTR. HOLE (INCHES) | DESCRIPTION | QTY. |
|--|---|--------|-----------------|--------------------------------------|-------------|-------------------|--------------------|-------------|------|
| | | CYL. | C.I.D. (C.C.D.) | | | | | | |
| 8600 FAN BLADE ASSY. — Cont'd | | | | | | | | | |
| ●Not used in noise level restriction areas. ▲Use in noise level restriction areas. | | | | | | | | | |
| F (Series) | | | | | | | | | |
| 73/75 | F100/250 -- S/X/C or A/C- | 8 | 460 | D3TZ 8600-B | 7 | 19 | 2 5/8 | #H | 1 |
| 73/76 | F350 -- X/C or A/C- "Before Ser. A25,001" | 8 | 460 | | | | | | 1 |
| 76 | F350 -- A/C "From Ser. A25,001" | 8 | 460 | | | | | | 1 |
| 73/75 | F100/350 -- trailer towing package - "Before Ser. X00,001" | 8 | 460 | | | | | | 1 |
| 74/75 | F150/250 -- S/X/C,A/C or trailer towing package- "Before Ser. W00,001" | 8 | 390-4/B | | | | | | 1 |
| 74/75 | F350 -- X/C,A/C or trailer towing package | 8 | 390-4/B | | | | | | 1 |
| 75 | F150/250 -- S/X/C or A/C- "From Ser W00,001 to X00,001" | 8 | 390 4/B | | | | | | 1 |
| 75/76 | F150/250 -- S/C or X/C - "From Ser. W00,001" | 8 | 390 4/B | DOTZ 8600-C | 5 | 19 1/2 | 5/8 | #DOTA-F | 1 |
| 75/76 | F350 -- S/C-"From Ser. W00,001" | 8 | 390 4/B | | | | | | 1 |
| 75 | F150/250 -- trailer towing pkg.- "From Ser. W00,001 to X00,001" | 8 | 390 4/B | | | | | | 1 |
| 76 | F350 -- X/C and A/T - "From Ser. C50,001" | 8 | 390-4/B | | | | | | 1 |
| 75/76 | F150/350 -- S/X/C or trailer towing pkg.- "From Ser. X00,001 to B50,001" | 8 | 390,460 | ★ D6TZ 8600-A /bD8TZ 8600-A(1/80) | 7 | 19 1/2 | 2 5/8 | #D6TA-AA | 1 |
| 76/77 | F250/350 -- S/X/C or trailer towing pkg.- "From Ser. B50,001" | 8 | 460 | | | | | | 1 |
| 78/ | F100/350 -- Crew Cab | 8 | 460 | | | | | | 1 |
| 76 | F350 -- X/C - "Before Ser. C50,001" | 8 | 390-4/B | | | | | | 1 |
| 78/ | F100/350 -- without Super Cool - with or without A/C - noise areas | 8 | 460 | | | | | | 1 |
| M (Series) | | | | | | | | | |
| 73/76 | M450/500 | 8 | 360,390 | DOVY 8600-A | 6 | 19 1/2 | 2 3/8 | #DOVE-A | 1 |
| 74/76 | M450/500 | 8 | 460 | D4HZ 8600-C | 5 | 20 | 2 5/8 | #D3HS-AA | 1 |
| P (Series) | | | | | | | | | |
| 73/77 | P350/500 -- S/C | 6 | 300 | C1TZ 8600-J | 4 | 18 | 5/8 | #C5TA-AB | 1 |
| 73/77 | P350/500 -- X/C | 6 | 300 | B7Y 8600-A | 5 | 18 | 5/8 | #TDBA-A | 1 |
| YEAR | MODEL/RESTRICTIONS | ENGINE | | PART NUMBER | DESCRIPTION | | | QTY. | |
| | | CYL. | C.I.D. (C.C.D.) | | | | | | |
| 8A611 GUARD (FAN) | | | | | | | | | |
| 79 | F100/250 -- A/T, without A/C | 6 | 300 | E0UZ 8A611-A | | | | | 1 |
| 79 | F350 -- without A/C | 6 | 300 | | | | | | 1 |
| 79 | E100/350 -- without A/C | 6 | 300 | | | | | | 1 |
| 79 | F100/250 -- M/T, without A/C | 6 | 300 | D9TZ 8A611-B | | | | | 1 |
| 8A613 SPACER (IDLER PULLEY) | | | | | | | | | |
| 73/75 | F100/350 -- without P/S and A/C | 8 | 460 | DOAZ 8A613-A | | | | | 1 |
| 78/ | F100/350 -- With A/C or P/S- Without A/C | 8 | 460 | | | | | | 1 |
| 79 | E100/250 | 8 | 302 | | | | | | 1 |
| 74/75 | F100 -- without P/S | 8 | 302 | | | | | | 1 |
| 75 | E250/350 -- without P/S | 8 | 460 | | | | | | 1 |
| 75/ | E100/350 -- without P/S | 8 | 351W | | | | | | 1 |
| 77/ | F100/350 -- without P/S | 8 | 351M,400 | | | | | | 1 |
| 77/ | F150 -- A/C without P/S | 8 | 302 | | | | | | 1 |

**1973/79
TRUCK SERIES 100/500**

| YEAR | MODEL/RESTRICTIONS | ENGINE | | PART NUMBER | DESCRIPTION | QTY. |
|---|--|--------|--------------------|--------------|---------------------------|------|
| | | CYL. | C.I.D. (C.C.D.) | | | |
| 8A613 SPACER (IDLER PULLEY) — Cont'd | | | | | | |
| 75 | F100 — — A/C and P/S | 8 | 360,390 | D5TZ 8A613-A | | 1 |
| 8A616 CLUTCH ASSY. (FAN) | | | | | | |
| 75/ | E250/350 — — A/C | 8 | 460 | D3TZ 8A616-A | # D4TA-AA, D5TA-DA | 1 |
| 77/ | E250/350 — — without A/C | 8 | 460 | | | 1 |
| 75/ | E100/350 — — A/C | 8 | 351 | D4TZ 8A616-A | # D4TA-BA | 1 |
| 73/ | F100/350 | 8 | 460 | D3TZ 8A616-A | # D4TA-AA | 1 |
| 74/76 | F150/350 — — X/C, S/X/C, A/C or trailer towing | 8 | 390-4/B | D4TZ 8A616-A | # D4TA-BA, D5TA-CA | 1 |
| 75 | F100 — — S/X/C or A/C | 8 | 390-2/B | | | 1 |
| 77/ | F100/350 — — A/C or trailer tow. pkg. | 8 | 351M, 400 | | | 1 |
| 73/76 | M450/500 | 8 | 360,390 | C4SZ 8A616-B | *YB-94-# C7AE-C or C9AE-D | 1 |
| 74/75 | M450/500 | 8 | 460 | D4HZ 8A616-A | # D4HS-DA | 1 |

8620 BELT (DRIVE)

DRIVE BELTS

HOW TO IDENTIFY FAN BELTS

1. By size and length — the Motorcraft Part Number allows you to determine belt size as explained below.

FIRST LETTER PREFIX: J — Designates the V-belt line in all cases

| SECOND LETTER PREFIX: | Designates | Top width of belt | Designates | Top width of belt |
|------------------------------|-------------------|--------------------------|-------------------|--------------------------|
| | A | 13/32" | G | 7/8" |
| | B | 15/32" | H | 1/4" |
| | C | 1/2" | M | 19/32" |
| | D | 5/8" | P | 23/32" |
| | E | 11/16" | R | 17/32" |
| | F | 3/4" | | |

NUMBERS: (There must always be a three digit numeral)

First two digits designate the amount of whole inches of outside circumference of the belt.
Third digit designates the remaining fraction of an inch (expressed in eighths of an inch) of outside circumference of the belt

LETTER SUFFIXES: Suffixes will designate special types of V-belts—
C — for cog belts, L — for laminated belts

EXAMPLES: *JB-493-L — Laminated belt with 15/32" top width and 49 3/8" outside circumference
*JF-535-C — Cog belt with 3/4" top width and 53 5/8" outside circumference

2. By identification marking — refer to following chart
3. By year, model and application — refer to listing following the identification chart

BELT IDENTIFICATION MARKING TO SERVICE PART NUMBER GUIDE

The purpose of this guide is to help find service part numbers for fan belts. Belts are identified with a marking on the outer (wide) surface of the belt. Although the identification marking and service part number may be the same in some instances, this is not generally true. Find the belt marking in the "Belt Identification Marking" column, then order the number listed in the "Service Part Number" column. Following the guide chart, belt part numbers are listed by model year to help find service part numbers when the belt marking is not known.

1973/79
TRUCK SERIES 100/500

IDENTIFICATION CHART

| IDENTIFICATION | | PART NUMBER | | IDENTIFICATION | | PART NUMBER | |
|----------------|--------|---|---------|----------------|-----------|-------------|--------------------|
| 8620 | | BELT (DRIVER) | | | | | |
| Note: | | *Identification number is same as Motorcraft sales number. | | | | | |
| | | Any production belt with numerals in the suffix, such as A1A,A2A etc., are the same as the suffix AA. | | | | | |
| | | EXAMPLES: D2VE 8620 L1A,L2A,L3A,L4A belts are the same as D2VE 8620-LA | | | | | |
| *JA | 265 | D8PZ | 8620-G | *JC | 574 | C9PZ | 8620-CY |
| *JA | 277 | D8PZ | 8620-H | *JC | 577 | C9PZ | 8620-CZ |
| *JA | 350-C | D9PZ | 8620-W | *JC | 585 | C9PZ | 8620-DA |
| *JA | 390-C | D9PZ | 8620-Y | *JC | 616 | C9PZ | 8620-DF |
| *JA | 392-C | D9PZ | 8620-Z | *JC | 624 | C9PZ | 8620-DG |
| *JA | 410-C | D9PZ | 8620-AA | *JH | 321 | D4PZ | 8620-D |
| *JA | 427-C | D9PZ | 8620-BA | *JH | 346 | D4PZ | 8620-G |
| *JB | 276-CA | D5PZ | 8620-C | *JH | 361 | D00Z | 8620-A |
| *JB | 286-C | C9PZ | 8620-A | *JH | 367 | D4PZ | 8620-F |
| *JB | 296-A | D5PZ | 8620-D | *JH | 391 | D4PZ | 8620-A |
| *JB | 306-A | D7PZ | 8620-B | C8TA | 8620-H | C9PZ | 8620-DE (JC-607) |
| *JB | 322-A | D7PZ | 8620-C | D2AE | 8620-FA | C9PZ | 8620-CY (JC-574) |
| *JB | 336 | D0AZ | 8620-G | D2AE | 8620-HA | C9PZ | 8620-CZ (JC-577) |
| *JB | 354 | C9PZ | 8620-F | D2AE | 8620-VA | C9PZ | 8620-CV (JC-564) |
| *JB | 366-L | C9PZ | 8620-GY | D2AE | 8620-YA | C9PZ | 8620-GC (JC-552-L) |
| *JB | 385-L | C9PZ | 8620-GF | D2AE | 8620-ACA | C9PZ | 8620-CC (JC-465) |
| *JB | 401 | C9PZ | 8620-P | D2AE | 8620-ARA | C9PZ | 8620-AU (JB-546) |
| *JB | 412 | C9PZ | 8620-S | D2AE | 8620-AUA | C9PZ | 8620-GB (JB-527-L) |
| *JB | 423 | C9PZ | 8620-V | D2AE | 8620-BC1A | C9PZ | 8620-GJ (JB-436-L) |
| *JB | 432 | D1PZ | 8620-A | D2AE | 8620-BNA | C9PZ | 8620-GN (JC-554) |
| *JB | 436-L | C9PZ | 8620-GJ | D2AE | 8620-BRA | D0AZ | 8620-E (JC-527-L) |
| *JB | 443 | C9PZ | 8620-AB | D2AE | 8620-BSA | C9PZ | 8620-CM (JC-524) |
| *JB | 446 | C9PZ | 8620-AC | D2AE | 8620-BTA | D0VZ | 8620-B (JC-517) |
| *JB | 455 | D1PZ | 8620-B | D2AE | 8620-BUA | C9PZ | 8620-CK (JC-504) |
| *JB | 456 | C9PZ | 8620-AE | D2AE | 8620-BVA | C9PZ | 8620-CH (JC-495-L) |
| *JB | 535-A | D5PZ | 8620-G | D2AE | 8620-CAA | C9PZ | 8620-BZ (JC-450) |
| *JB | 551-L | C9PZ | 8620-HC | D2AE | 8620-CCA | C9PZ | 8620-BU (JC-433) |
| *JC | 273 | D7PZ | 8620-N | D2AE | 8620-CLA | C9PZ | 8620-AB (JB-443) |
| *JC | 373 | C9PZ | 8620-BH | D2AE | 8620-CMA | C9PZ | 8620-AB (JB-443) |
| *JC | 393 | C9PZ | 8620-BL | D2AE | 8620-CRA | C9PZ | 8620-M (JB-390) |
| *JC | 403 | C9PZ | 8620-BM | D2AE | 8620-CSA | C9PZ | 8620-P (JB-401) |
| *JC | 423 | C9PZ | 8620-BS | D2AE | 8620-CUA | C9PZ | 8620-GM (JB-414-L) |
| *JC | 430-L | C9PZ | 8620-GU | D2AE | 8620-CVA | C9PZ | 8620-T (JB-420) |
| *JC | 433 | C9PZ | 8620-BU | D2AE | 8620-CZA | C9PZ | 8620-V (JB-423) |
| *JC | 441 | C9PZ | 8620-BV | D2AE | 8620-DBA | C9PZ | 8620-GJ (JB-436-L) |
| *JC | 445 | C9PZ | 8620-BY | D2AE | 8620-DCA | C9PZ | 8620-GJ (JB-436-L) |
| *JC | 450 | C9PZ | 8620-BZ | D2DE | 8620-KA | C9PZ | 8620-FU (JB-493-L) |
| *JC | 455 | C9PZ | 8620-CA | D2DE | 8620-NA | C9PZ | 8620-E (JB-346) |
| *JC | 460 | C9PZ | 8620-CB | D2DE | 8620-ADA | C9PZ | 8620-GN (JC-554) |
| *JC | 460-L | C9PZ | 8620-FZ | D20E | 8620-ABA | D00Z | 8620-A (JB-361) |
| *JC | 465 | C9PZ | 8620-CC | D20E | 8620-ACA | C9PZ | 8620-CK (JC-504) |
| *JC | 467-A | D7PZ | 8620-M | D20E | 8620-ADA | C9PZ | 8620-GN (JC-554) |
| *JC | 477 | C9PZ | 8620-CF | D20E | 8620-AFA | C9PZ | 8620-CP (JC-534) |
| *JC | 495-L | C9PZ | 8620-CH | D20E | 8620-AHA | D0TZ | 8620-B (JC-507) |
| *JC | 501-L | C9PZ | 8620-GD | D20E | 8620-ASA | C9PZ | 8620-F (JB-354) |
| *JC | 504 | C9PZ | 8620-CK | D2SE | 8620-MA | C9PZ | 8620-GU (JC-430-L) |
| *JC | 507 | D0TZ | 8620-B | D2TE | 8620-FA | D5PZ | 8620-E (JB-496-A) |
| *JC | 514 | C9PZ | 8620-CL | D2TE | 8620-DA | C9PZ | 8620-HC (JB-551-L) |
| *JC | 517 | D0VZ | 8620-B | D2TE | 8620-GA | C9PZ | 8620-GF (JB-385-L) |
| *JC | 524 | C9PZ | 8620-CM | D2TE | 8620-HA | C9PZ | 8620-GY (JB-366-L) |
| *JC | 527-L | D0AZ | 8620-E | D2TE | 8620-MA | C9PZ | 8620-BY (JC-445) |
| *JC | 534 | C9PZ | 8620-CP | D2TE | 8620-ZA | C9PZ | 8620-BU (JC-433) |
| *JC | 544 | C9PZ | 8620-CS | D2TE | 8620-AAA | C9PZ | 8620-BV (JC-441) |
| *JC | 552-L | C9PZ | 8620-GC | D2TE | 8620-AEA | D6PZ | 8620-D (JC-453-A) |
| *JC | 554 | C9PZ | 8620-GN | D2TE | 8620-AFA | C9PZ | 8620-CG (JC-460) |
| *JC | 564 | C9PZ | 8620-CV | | | | |

1973/79
TRUCK SERIES 100/500

IDENTIFICATION CHART

| IDENTIFICATION | PART NUMBER | IDENTIFICATION | PART NUMBER |
|----------------|---|----------------|-------------------------|
| 8620 | BELT (DRIVER) — Cont'd | | |
| Note: | *Identification number is same as Motorcraft sales number. | | |
| | Any production belt with numerals in the suffix, such as A1A,A2A etc., are the same as the suffix AA. | | |
| | EXAMPLES: D2VE 8620 L1A,L2A,L3A,L4A belts are the same as D2VE 8620-LA | | |
| D2TE 8620-AGA | C9PZ 8620-CC (JC-465) | D3VE 8620-AA | D4PZ 8620-F (JH-367) |
| D2TE 8620-AJA | D7PZ 8620-M (JC-467-A) | D4AE 8620-AA | D4PZ 8620-B (JH-331) |
| D2TE 8620-AKA | C9PZ 8620-CE (JC-473) | D40E 8620-AA | D4PZ 8620-D (JH-321) |
| D2TE 8620-ALA | C9PZ 8620-CE (JC-473) | D4SE 8620-AA | D4PZ 8620-F (JH-367) |
| D2TE 8620-AMA | C9PZ 8620-CF (JC-477) | D4TE 8620-BA | D00Z 8620-A (JH-361) |
| D2TE 8620-BFA | C9PZ 8620-CS (JC-544) | D4TE 8620-EA | D4PZ 8620-G (JH-346) |
| D2TE 8620-BGA | D0TZ 8620-B (JC-507) | D4ZE 8620-GA | D4PZ 8620-A (JH-391) |
| D2TE 8620-BHA | C9PZ 8620-GD (JC-501-L) | D42E 8620-DA | D4PZ 8620-C (JH-356) |
| D2TE 8620-BJA | C9PZ 8620-GD (JC-501-L) | D5TE 8620-AA | D5PZ 8620-A (JH-371) |
| D2TE 8620-BLA | C9PZ 8620-CG (JC-460) | D5TE 8620-BA | D5PZ 8620-B (JH-381) |
| D2TE 8620-BNA | C9PZ 8620-BH (JC-373) | D5UE 8620-AA | C9PZ 8620-GF (JB-385-L) |
| D2TE 8620-BPA | C9PZ 8620-BH (JC-373) | D5UE 8620-BA | C9PZ 8620-CY (JC-574) |
| D2TE 8620-BSA | C9PZ 8620-BM (JC-403) | D5UE 8620-CA | D5PZ 8620-C (JB-276-CA) |
| D2TE 8620-BUA | D1PZ 8620-B (JB-455) | D5UE 8620-DA | D5PZ 8620-D (JB-296-A) |
| D2TE 8620-BYA | C9PZ 8620-AC (JB-446) | D5UE 8620-EA | C9PZ 8620-FT (JB-386) |
| D2TE 8620-BZA | C9PZ 8620-AE (JB-456) | D5UE 8620-HA | C9PZ 8620-GN (JC-554) |
| D2TE 8620-CKA | C9PZ 8620-S (JB-412) | D5UE 8620-JA | D5PZ 8620-C (JB-276-CA) |
| D2TE 8620-CLA | C9PZ 8620-S (JB-412) | D5UE 8620-KA | D5PZ 8620-D (JB-296-A) |
| D2TE 8620-CMA | C9PZ 8620-T (JB-420) | D6TE 8620-AA | C9PZ 8620-CZ (JC-577) |
| D2TE 8620-CNA | D1PZ 8620-A (JB-432) | D7TE 8620-AA | D7PZ 8620-B (JB-306-A) |
| D2TE 8620-DAA | C9PZ 8620-GK (JB-430-LA) | D7TE 8620-BA | D7PZ 8620-C (JB-322-A) |
| D2VE 8620-KA | C9PZ 8620-CV (JC-564) | D7TE 8620-CA | D5PZ 8620-C (JB-276-CA) |
| D2VE 8620-LA | C9PZ 8620-CM (JC-524) | D7TE 8620-DA | D8PZ 8620-H (JA-277) |
| D2VE 8620-NA | C9PZ 8620-AD (JB-451) | D7TE 8620-EA | C9PZ 8620-BH (JC-373) |
| D2ZE 8620-CA | C9PZ 8620-V (JB-423) | D7UE 8620-CA | D8PZ 8620-G (JA-265) |
| D2ZE 8620-FA | C9PZ 8620-DM (JC-654) | D7UE 8620-DA | C9PZ 8620-A (JB-286-C) |
| D2ZE 8620-JA | C9PZ 8620-DF (JC-616) | D8AE 8620-BA | C9PZ 8620-FP (JC-493) |
| D22E 8620-CA | C9PZ 8620-C (JB-332) | D9TE 8620-JA | D9PZ 8620-W (JA-350-C) |
| D22E 8620-DA | C9PZ 8620-CE (JC-473) | D9TE 8620-KA | D9PZ 8620-Y (JA-390-C) |
| D3TE 8620-AA | D5PZ 8620-A (JH-371) | D9TE 8620-LA | D9PZ 8620-Z (JA-392-C) |
| D3TE 8620-BA | D4PZ 8620-H (JH-351) | D9TE 8620-MA | D9PZ 8620-BA (JA-426-C) |
| D3TE 8620-CA | C9PZ 8620-CY (JC-574) | D9TE 8620-NA | D9PZ 8620-AA (JA-410-C) |
| D3TE 8620-DA | C9PZ 8620-CY (JC-574) | D9UE 8620-AA | D9PZ 8620-C (JA-305) |
| D3TE 8620-EA | C9PZ 8620-CY (JC-574) | D1TE 10C318-AA | C9PZ 8620-GV (JC-634-L) |

| YEAR | MODEL/RESTRICTIONS | QUANTITY | | | | PART NUMBER | DESCRIPTION |
|------|--------------------|----------|-----|-----|----------|-------------|-------------|
| | | ALT. | FAN | P/S | A/C COMP | | |

8620 BELT (DRIVE)

1973

| B (Series) | | 6 CYL. 300 | | | | | |
|------------|------------------------|----------------|--|---|---|--------------|----------------------------|
| 73 | Alternator-42, 55 amp. | 2 | | | | C9PZ 8620-V | *JB-423 15/32" x 42 3/8" |
| | Alternator-70 amp. | 2 | | | | C9PZ 8620-GJ | *JB-436-L 15/32" x 43 3/4" |
| | P/S | | | 1 | | C9PZ 8620-BH | *JC-373 1/2" x 37 3/8" |
| B (Series) | | 8 CYL. 330 M/D | | | | | |
| 73 | Alternator | 2 | | | | C9PZ 8620-AC | *JB-446 15/32" x 44 3/4" |
| | P/S | | | 1 | | C9PZ 8620-BM | *JC-403 1/2" x 40 3/8" |
| E (Series) | | 6 CYL. 240 | | | | | |
| 73 | Alternator | 1 | | | | C9PZ 8620-V | *JB-423 15/32" x 42 3/8" |
| | P/S | | | 1 | | C9PZ 8620-GJ | *JB-436-L 15/32" x 43 3/4" |
| | A/C | | | | 1 | C9PZ 8620-DA | *JC-585 1/2" x 58 5/8" |

1973/79
TRUCK SERIES 100/500

| YEAR | MODEL/RESTRICTIONS | QUANTITY | | | | PART NUMBER | DESCRIPTION |
|------------|--|----------|-----|-----|-------------|----------------|----------------------------|
| | | ALT. | FAN | P/S | A/C COMP | | |
| 8620 | BELT (DRIVE) — Cont'd | | | | | | |
| 1973 | | | | | | | |
| E (Series) | | | | | | 6 CYL. 300 | |
| 73 | Alternator | 1 | | | | C9PZ 8620-V | *JB-423 15/32" x 42 3/8" |
| E (Series) | | | | | | 8 CYL. 302 | |
| 73 | Alternator without A/C | 1 | | | | C9PZ 8620-S | *JB-412 15/32" x 41 1/4" |
| | Alternator and A/C without P/S | 2 | | | | | |
| | Alternator and A/C with P/S | 1 | | | | | |
| | P/S | | | 1 | | C9PZ 8620-GY | *JB-366-L 15/32" x 36 2 |
| | A/C — integral | | | | 1 | C9PZ 8620-CS | *JC-544 1/2" x 54 1/2" |
| | A/C — hang-on | | | | 1 | C9PZ 8620-CL | *JC-514 1/2" x 51 1/2" |
| F (Series) | | | | | | 6 CYL. 240 | |
| 73 | Alternator | 1 | | | | C9PZ 8620-V | *JB-423 15/32" x 42 3/8" |
| | P/S | | | 1 | | C9PZ 8620-GJ | *JB-436-L 15/32" x 43 3/4" |
| | A/C — integral | | | | 1 | C9PZ 8620-DA | *JC-585 1/2" x 58 5/8" |
| | A/C — hang-on | | | | 1 | C9PZ 8620-GC | *JC-552-L 1/2" x 55 1/4" |
| F (Series) | | | | | | 6 CYL. 300 | |
| 73 | F250 — — | | | | | | |
| | Alternator | 1 | | | | C9PZ 8620-V | *JB-423 15/32" x 42 3/8" |
| | P/S | | | 1 | | C9PZ 8620-GJ | *JB-436-L 15/32" x 43 3/4" |
| | A/C — hang-on | | | | 1 | C9PZ 8620-GC | *JC-552-L 1/2" x 55 1/4" |
| 73 | F350 — — | | | | | | |
| | Alternator—single r/wheel | 1 | | | | C9PZ 8620-V | *JB-423 15/32" x 42 3/8" |
| | Alternator—dual r/wheel | 2 | | | | | |
| | P/S—single r/wheel | | | 1 | | C9PZ 8620-GJ | *JB-436-L 15/32" x 43 3/4" |
| | P/S—dual r/wheel | | | 1 | | C9PZ 8620-BU | *JC-433 1/2" x 43 3/8" |
| 73 | F500 — — | | | | | | |
| | Alternator—42, 55 amp. | 2 | | | | C9PZ 8620-V | *JB-423 15/32" x 42 3/8" |
| | Alternator—70 amp. | 2 | | | | C9PZ 8620-GJ | *JB-436-L 15/32" x 43 3/4" |
| | P/S | | | 1 | | C9PZ 8620-BH | *JC-373 1/2" x 37 3/8" |
| F (Series) | | | | | | 8 CYL. 302 | |
| 73 | Alternator—38, 42 amp. | 1 | | | | D1PZ 8620-A | *JB-432 15/32" x 43 1/4" |
| | Alternator—55 amp. | 1 | | | | C9PZ 8620-P | *JB-401 15/32" x 40 1/8" |
| | Idler pulley | | 1 | | | C9PZ 8620-CF | *JC-477 1/2" x 47 7/8" |
| | P/S without A/C | | | 1 | | D0TZ 8620-B | *JC-507 1/2" x 50 7/8" |
| | P/S and A/C | | | 1 | | C9PZ 8620-GD | *JC-501-L 1/2" x 50 1/8" |
| | A/C — integral | | | | 1 | C9PZ 8620-GN | *JC-554 1/2" x 55 1/2" |
| | A/C — hang-on | | | | 1 | C9PZ 8620-CP | *JC-534 1/2" x 53 1/2" |
| F (Series) | | | | | | 8 CYL. 330 M/D | |
| 73 | Alternator — 42, 55, 61 amp. | 2 | | | | C9PZ 8620-BV | *JC-441 1/2" x 44 1/8" |
| | P/S | | | 1 | | C9PZ 8620-BM | *JC-403 1/2" x 40 3/8" |
| F (Series) | | | | | | 8 CYL. 360 | |
| 73 | Alternator—single belt drive | 1 | | | | D1PZ 8620-B | *JB-455 15/32" x 45 5/8" |
| | Alternator—dual belt drive | 2 | | | | | |
| | P/S without A/C | | | 1 | | C9PZ 8620-CB | *JC-460 1/2" x 46" |
| | P/S and A/C | | | 1 | | C9PZ 8620-HC | *JB-551-L 15/32" x 55 1/8" |
| | A/C — integral— "Before Ser. R20,001" | | | | 1 | C9PZ 8620-GA | *JC-557-L 1/2" x 55 7/8" |
| | A/C — integral— "From Ser. R20,001" | | | | 1 | C9PZ 8620-CY | *JC-574 1/2" x 57 1/2" |
| | A/C — hang-on | | | | 1 | C9PZ 8620-CP | *JC-534 1/2" x 53 1/2" |

1973/79
TRUCK SERIES 100/500

| YEAR | MODEL/RESTRICTIONS | QUANTITY | | | | PART NUMBER | DESCRIPTION |
|----------------------------|---|----------------|-----|--------------|------------------|--------------|----------------------------|
| | | ALT. | FAN | P/S | A/C COMP | | |
| 8620 BELT (DRIVE) — Cont'd | | 1973 | | | | | |
| F (Series) | | 8 CYL. 390 | | | | | |
| 73 | Alternator—single belt drive | 1 | | | | D1PZ 8620-B | *JB-455 15/32" x 45 5/8" |
| | Alternator—dual belt drive | 2 | | | | | |
| | P/S without A/C | | | 1 | | C9PZ 8620-CB | *JC-460 1/2" x 46" |
| | P/S and A/C | | | 1 | | C9PZ 8620-HC | *JB-551-L 15/32" x 55 1/8" |
| | A/C — integral— "Before Ser. R20,001" | | | | 1 | C9PZ 8620-GA | *JC-557-L 1/2" x 55 7/8" |
| | A/C — integral— "From Ser. R20,001" | | | | 1 | C9PZ 8620-CY | *JC-574 1/2" x 57 1/2" |
| F (Series) | | 8 CYL. 460 | | | | | |
| 73 | Alternator | 1 | | | | C9PZ 8620-F | *JB-354 15/32" x 35 1/2" |
| | Idler pulley | | 1 | | | C9PZ 8620-CC | *JC-465 1/2" x 46 5/8" |
| | P/S | | | 1 | | C9PZ 8620-CM | *JC-524 1/2" x 52 1/2" |
| | A/C | | | | 1 | C9PZ 8620-CV | *JC-564 1/2" x 56 1/2" |
| P (Series) | | 6 CYL. 300 | | | | | |
| 73 | Alternator | 1 | | | | C9PZ 8620-V | *JB-423 15/32" x 42 3/8" |
| YEAR | MODEL/RESTRICTIONS | QUANTITY | | | | PART NUMBER | DESCRIPTION |
| | | ALT. | FAN | IDLER P/S | COMP AIR PUMP | | |
| 8620 BELT (DRIVE) | | 1974 | | | | | |
| B (Series) | | 6 CYL. 300 | | | | | |
| 74 | Alternator—42, 55 amp. | 2 | | | | C9PZ 8620-V | *JB-423 15/32" x 42 3/8" |
| | Alternator—70 amp. | 2 | | | | C9PZ 8620-GJ | *JB-436-L 15/32" x 43 3/4" |
| | P/S | | | 1 | | C9PZ 8620-BH | *JC-373 1/2" x 37 3/8" |
| B (Series) | | 8 CYL. 330 M/D | | | | | |
| 74 | Alternator—42, 55, 61 amp. | 2 | | | | C9PZ 8620-BV | *JC-441 1/2" x 44 1/8" |
| | Alternator—70 amp. | 2 | | | | C9PZ 8620-BY | *JC-445 1/2" x 44 5/8" |
| | P/S | | | 1 | | C9PZ 8620-BM | *JC-403 1/2" x 40 3/8" |
| E (Series) | | 6 CYL. 240 | | | | | |
| 74 | Alternator | 1 | | | | C9PZ 8620-V | *JB-423 15/32" x 42 3/8" |
| | P/S | | | 1 | | C9PZ 8620-GF | *JB-385-L 15/32" x 38 5/8" |
| | A/C — integral | | | | 1 | C9PZ 8620-DA | *JC-585 1/2" x 58 5/8" |
| | A/C — hang-on | | | | 1 | C9PZ 8620-GC | *JC-552-L 1/2" x 55 1/4" |
| E (Series) | | 6 CYL. 300 | | | | | |
| 74 | Alternator | 1 | | | | C9PZ 8620-V | *JB-423 15/32" x 42 3/8" |
| | P/S without T/E | | | 1 | | C9PZ 8620-GJ | *JB-436-L 15/32" x 43 3/4" |
| | T/E | | | | 1 | D00Z 8620-A | *JH-361 1/4" x 36" |
| | A/C — integral and T/E— "Before Ser. S80, 001" | | | | 1 | C9PZ 8620-DF | *JC-616 1/2" x 61 3/4" |
| | A/C — integral and T/E— "From Ser. S80, 001" | | | | 1 | C9PZ 8620-DG | *JC-624 1/2" x 62 1/2" |
| | A/C — hang-on | | | | 1 | C9PZ 8620-GC | *JC-552-L 1/2" x 55 1/4" |

1973/79
TRUCK SERIES 100/500

| YEAR | MODEL/RESTRICTIONS | QUANTITY | | | | PART NUMBER | DESCRIPTION |
|----------------------------|---|----------|-----|--------------|------------------|----------------|----------------------------|
| | | ALT | FAN | IDLER P/S | COMP AIR PUMP | | |
| 8620 BELT (DRIVE) — Cont'd | | | | | | | |
| | | 1974 | | | | | |
| E (Series) | | | | | | 8 CYL. 302 | |
| 74 | Alternator without A/C | 1 | | | | C9PZ 8620-S | *JB-412 15/32" x 41 1/4" |
| | Alternator and A/C without P/S | 2 | | | | | |
| | Alternator and A/C with P/S | 1 | | | | | |
| | P/S | | | 1 | | C9PZ 8620-GY | *JB-366-L 15/32" x 36 3/4" |
| | A/C -- integral without T/E | | | | 1 | C9PZ 8620-CS | *JC-544 1/2" x 54 1/2" |
| | A/C -- integral and T/E-- w/two idler pulley | | | | 1 | C9PZ 8620-DG | *JC-624 1/2" x 62 1/2" |
| | A/C -- integral and T/E-- w/one idler pulley | | | | 1 | C9PZ 8620-DF | *JC-616 1/2" x 61 3/4" |
| | A/C -- hang | | | | 1 | C9PZ 8620-CL | *JC-514 1/2" x 51 1/2" |
| | T/E pump without A/C | | | | 1 | C9PZ 8620-GJ | *JB-436-L 15/32" x 43 3/4" |
| | T/E pump with A/C | | | | 1 | C9PZ 8620-DF | *JC-616 1/2" x 61 3/4" |
| F (Series) | | | | | | 6 CYL. 240 | |
| 74 | Alternator | 1 | | | | C9PZ 8620-V | *JB-423 15/32" x 42 3/8" |
| | P/S | | | 1 | | C9PZ 8620-GJ | *JB-436-L 15/32" x 43 3/4" |
| | A/C -- hang-on | | | | 1 | C9PZ 8620-GC | *JC-552-L 1/2" x 55 1/4" |
| F (Series) | | | | | | 6 CYL. 300 | |
| 74 | F100 -- | | | | | | |
| | Alternator | 1 | | | | C9PZ 8620-V | *JB-423 15/32" x 42 3/8" |
| | P/S | | | 1 | | C9PZ 8620-GU | *JC-430-L 1/2" x 43" |
| | A/C -- hang-on | | | | 1 | C9PZ 8620-GC | *JC-552-L 1/2" x 55 1/4" |
| | T/E pump | | | | 1 | D00Z 8620-A | *JH-361 1/4" x 36" |
| 74 | F250 -- | | | | | | |
| | Alternator | 1 | | | | C9PZ 8620-V | *JB-423 15/32" x 42 3/8" |
| | P/S | | | 1 | | C9PZ 8620-GJ | *JB-436-L 15/32" x 43 3/4" |
| 74 | F350 -- | | | | | | |
| | Alternator--single r/wheel | 1 | | | | C9PZ 8620-V | *JB-423 15/32" x 42 3/8" |
| | Alternator--dual r/wheel | 2 | | | | | |
| | P/S--single r/wheel | | | 1 | | C9PZ 8620-GJ | *JB-436-L 15/32" x 43 3/4" |
| | P/S--dual r/wheel | | | 1 | | C9PZ 8620-GU | *JC-430-L 1/2" x 43" |
| 74 | F500 -- | | | | | | |
| | Alternator--42, 55 amp. | 2 | | | | C9PZ 8620-V | *JB-423 15/32" x 42 3/8" |
| | Alternator--70 amp. | 2 | | | | C9PZ 8620-GJ | *JB-436-L 15/32" x 43 3/4" |
| | P/S | | | 1 | | C9PZ 8620-BH | *JC-373 1/2" x 37 3/8" |
| F (Series) | | | | | | 8 CYL. 302 | |
| 74 | Alternator--38, 42 amp. | 1 | | | | D1PZ 8620-A | *JB-432 15/32" x 43 1/4" |
| | Alternator--55 amp. | 1 | | | | C9PZ 8620-P | *JB-401 15/32" x 40 1/8" |
| | P/S without A/C | | | 1 | | D0TZ 8620-B | *JC-507 1/2" x 50 7/8" |
| | P/S and A/C without T/E | | | 1 | | C9PZ 8620-GD | *JC-501-L 1/2" x 50 1/8" |
| | P/S and A/C with T/E | | | 1 | | C9PZ 8620-CK | *JC-504 1/2" x 50 1/2" |
| | Idler pulley | | | 1 | | C9PZ 8620-CF | *JC-477 1/2" x 47 7/8" |
| | A/C -- integral without T/E | | | | 1 | C9PZ 8620-GN | *JC-554 1/2" x 55 1/2" |
| | A/C -- integral and T/E | | | | 1 | C9PZ 8620-GC | *JC-552-L 1/2" x 55 1/4" |
| | A/C -- hang-on | | | | 1 | C9PZ 8620-CP | *JC-534 1/2" x 53 1/2" |
| | T/E pump | | | | 1 | D4PZ 8620-D | *JH-321 1/4" x 32 1/8" |
| F (Series) | | | | | | 8 CYL. 330 M/D | |
| 74 | Alternator--42, 55, 61 amp. | 2 | | | | C9PZ 8620-BV | *JC-441 1/2" x 44 1/8" |
| | Alternator--70 amp. | 2 | | | | C9PZ 8620-BY | *JC-445 1/2" x 44 5/8" |
| | P/S | | | 1 | | C9PZ 8620-BM | *JC-403 1/2" x 40 3/8" |

1973/79
TRUCK SERIES 100/500

| YEAR | MODEL/RESTRICTIONS | QUANTITY | | | | PART NUMBER | DESCRIPTION |
|----------------------------------|--|----------|-----|-------|----------------------|--------------|----------------------------|
| | | ALT | FAN | IDLER | COMP P/S AIR PUMP | | |
| 8620 | BELT (DRIVE) — Cont'd | | | | | | |
| 1974 | | | | | | | |
| F (Series) 8 CYL. 360 | | | | | | | |
| 74 | Alternator—single belt drive—without T/E | 1 | | | | D1PZ 8620-B | *JB-455 15/32" x 45 5/8" |
| | Alternator—dual belt drive | 2 | | | | | |
| | Alternator—single belt drive—with T/E | 1 | | | | C9PZ 8620-AB | JB-443 15/32" x 44 3/8" |
| | P/S without A/C | | | 1 | | C9PZ 8620-CB | *JC-460 1/2" x 46" |
| | P/S without A/C—"From Ser. T80,001" | | | 1 | | C9PZ 8620-AU | *JB 546 15/32" x 54 3/4" |
| | P/S and A/C | | | 1 | | C9PZ 8620-HC | *JB-551-L 15/32" x 55 1/8" |
| | A/C -- integral | | | | 1 | C9PZ 8620-CY | *JC-574 1/2" x 57 1/2" |
| | A/C -- hang-on | | | | 1 | C9PZ 8620-CP | *JC-534 1/2" x 53 1/2" |
| | Idler pulley | | | 1 | | D5PZ 8620-E | *JB 496-A 15/32" x 49 3/4" |
| | T/E pump without A/C | | | | 1 | D4PZ 8620-F | *JH-367 1/4" x 36 7/8" |
| | T/E pump and A/C | | | | 1 | D4PZ 8620-A | *JH-391 1/4" x 39 1/8" |
| F (Series) 8 CYL. 390 | | | | | | | |
| 74 | Alternator—single belt drive—without T/E | 1 | | | | D1PZ 8620-B | *JB-455 15/32" x 45 5/8" |
| | Alternator—dual belt drive | 2 | | | | | |
| | Alternator—single belt drive—with T/E | 1 | | | | C9PZ 8620-AB | *JB-443 15/32" x 44 3/8" |
| | P/S without A/C—"Before Ser. T80,001" | | | 1 | | C9PZ 8620-CB | *JC-460 1/2" x 46" |
| | P/S without A/C—"From Ser. T80,001" | | | 1 | | C9PZ 8620-AU | *JB-546 15/32" x 54 3/4" |
| | P/S and A/C | | | 1 | | C9PZ 8620-HC | *JB-551-L 15/32" x 55 1/8" |
| | A/C -- integral | | | | 1 | C9PZ 8620-CY | *JC-574 1/2" x 57 1/2" |
| | A/C -- hang-on | | | | 1 | C9PZ 8620-CP | *JC-534 1/2" x 53 1/2" |
| F (Series) 8 CYL. 460 | | | | | | | |
| 74 | Alternator | 1 | | | | C9PZ 8620-F | *JB-354 15/32" x 35 1/2" |
| | P/S without A/C | | | 1 | | C9PZ 8620-CM | *JC-524 1/2" x 52 1/2" |
| | P/S and A/C | | | 1 | | D0AZ 8620-E | *JC-527-L 1/2" x 52 7/8" |
| | Idler pulley | | | 1 | | C9PZ 8620-CC | *JC-465 1/2" x 46 5/8" |
| | A/C | | | | 1 | C9PZ 8620-CV | *JC-564 1/2" x 56 1/2" |
| P (Series) 6 CYL. 300 | | | | | | | |
| 74 | Alternator | 1 | | | | C9PZ 8620-V | *JB-423 15/32" x 42 3/8" |
| 1975 | | | | | | | |
| B (Series) 6 CYL. 300 | | | | | | | |
| 75 | Alternator—42, 55 amp. | 2 | | | | C9PZ 8620-V | *JB-423 15/32" x 42 3/8" |
| | Alternator—70 amp. | 2 | | | | C9PZ 8620-GJ | *JB-436-L 15/32" x 43 3/4" |
| | P/S | | | 1 | | C9PZ 8620-BH | *JC-373 1/2" x 37 3/8" |
| | T/E pump | | | | 1 | D5PZ 8620-B | *JH-381 1/4" x 38 1/8" |
| B (Series) 8 CYL. 330 M/D | | | | | | | |
| 75 | Alternator—42, 55, 61 amp. | 2 | | | | C9PZ 8620-BZ | *JC-450 1/2" x 45" |
| | Alternator—70 amp. | 2 | | | | C9PZ 8620-CB | *JC-460 1/2" x 46" |
| | P/S | | | 1 | | C9PZ 8620-BM | *JC-403 1/2" x 40 3/8" |
| | T/E pump | | | | 1 | D4PZ 8620-C | *JH-356 1/4" x 35 3/4" |
| E (Series) 6 CYL. 300 | | | | | | | |
| 75 | Alternator -- single belt drive | 1 | | | | C9PZ 8620-V | *JB-423 15/32" X 42 3/8" |
| | Alternator -- dual belt drive | 2 | | | | | |
| | P/S | | | 1 | | C9PZ 8620-CE | *JC-473 1/2" x 47 3/8" |
| | T/E pump | | | | 1 | D00Z 8620-A | *JH-361 1/4" x 36" |
| | A/C -- hang-on | | | | 2 | D5PZ 8620-G | *JB-535 15/32" x 53 5/8" |

1973/79
TRUCK SERIES 100/500

| YEAR | MODEL/RESTRICTIONS | QUANTITY | | | | PART NUMBER | DESCRIPTION |
|-----------------------|---|----------|-----|--------------|------------------|--------------|-----------------------------|
| | | ALT | FAN | IDLER P/S | COMP AIR PUMP | | |
| 8620 | BELT (DRIVE) — Cont'd | | | | | | |
| 1975 | | | | | | | |
| E (Series) 8 CYL. 351 | | | | | | | |
| 75 | Alternator -- 42,55,61 and 70 amp. | 1 | | | | C9PZ 8620-FT | *JB-386 15/32" x 38 3/4" |
| | Alternator -- 90 amp. | 1 | | | | C9PZ 8620-GF | *JB-385-L 15/32" x 38 5/8" |
| | P/S without A/C— "Before Ser. W80,001" | | | 1 | | C9PZ 8620-CC | *JC-465 1/2" x 46 5/8" |
| | P/S without A/C— "From Ser. W80,001" | | | 1 | | C9PZ 8620-CK | *JC-504 1/2" x 50 1/2" |
| | P/S and A/C | | | 1 | | C9PZ 8620-CH | *JC-495-L 1/2" x 49 5/8" |
| | A/C -- E100/150—integral | | | | 1 | C9PZ 8620-CV | *JC-564 1/2" x 56 1/2" |
| | A/C -- E250/350—integral | | | | 1 | C9PZ 8620-GN | *JC-554 1/2" x 55 1/2" |
| | A/C -- E100/350 -- Hang-on | | | | 1 | C9PZ 8620-CP | *JC-534 1/2" x 53 1/2" |
| | T/E pump -- 42,55,61 amp. alternator | | | | 1 | D5PZ 8620-C | *JB-276-CA 15/32" x 27 3/4" |
| | T/E pump -- 70,90 amp. alternator | | | | 1 | D5PZ 8620-D | *JB-296-A 15/32" x 29 3/4" |
| E (Series) 8 CYL. 460 | | | | | | | |
| 75 | Alternator -- 42,61 amp. | 1 | | | | C9PZ 8620-M | *JB-390 15/32" x 39" |
| | Alternator -- 90 amp. | 1 | | | | C9PZ 8620-GF | *JB-385-L 15/32" x 38 5/8" |
| | Idler pulley | | | 1 | | D6PZ 8620-D | *JC-453-A 1/2" x 45 3/8" |
| | P/S | | | 1 | | D0TZ 8620-B | *JC-507 1/2" x 50 7/8" |
| | A/C -- "Before Ser. X20,001" | | | 1 | | C9PZ 8620-CY | *JC-574 1/2" x 57 1/2" |
| | A/C -- "From Ser. W20,001" | | | | 1 | C9PZ 8620-CZ | *JC-577 1/2" x 57 7/8" |
| | T/E pump | | | | 1 | D00Z 8620-A | *JC-361 1/4" x 36" |
| F (Series) 6 CYL. 300 | | | | | | | |
| 75 | F100 -- | | | | | | |
| | Alternator | 1 | | | | C9PZ 8620-V | *JB-423 15/32" x 42 3/8" |
| | P/S | | | 1 | | C9PZ 8620-GU | *JC-430-L 1/2" x 43" |
| | T/E pump | | | | 1 | D00Z 8620-A | *JH-361 1/4" x 36" |
| | A/C -- hang-on | | | | 2 | D5PZ 8620-G | *JB-535 15/32" x 53 5/8" |
| 75 | F250 -- | | | | | | |
| | Alternator | 1 | | | | C9PZ 8620-V | *JB-423 15/32" x 42 3/8" |
| | P/S | | | 1 | | C9PZ 8620-GU | *JC-430-L 1/2" x 43" |
| | A/C -- hang-on | | | | 2 | D5PZ 8620-G | *JB-535 15/32" x 53 5/8" |
| 75 | F350 -- | | | | | | |
| | Alternator—single r/wheel | 1 | | | | C9PZ 8620-V | *JB-423 15/32" x 42 3/8" |
| | Alternator—dual r/wheel | 2 | | | | | |
| | P/S -- dual r/wheel | | | 1 | | C9PZ 8620-GJ | *JB-436-L 15/32" x 43 3/4" |
| | P/S -- single r/wheel | | | 1 | | C9PZ 8620-GU | *JC-430-L 1/2" x 43" |
| 75 | F500 -- | | | | | | |
| | Alternator—42, 55 amp. | 2 | | | | C9PZ 8620-V | *JB-423 15/32" x 42 3/8" |
| | Alternator—70 amp. | 2 | | | | C9PZ 8620-CB | *JC-460 1/2" x 46" |
| | P/S | | | 1 | | C9PZ 8620-BH | *JC-373 1/2" x 37 3/8" |
| | T/E | | | | 1 | D5PZ 8620-B | *JH-381 1/4" x 38 1/8" |
| F (Series) 8 CYL. 302 | | | | | | | |
| 75 | Alternator—38,42 amp. | 1 | | | | D1PZ 8620-A | *JB-432 15/32" x 43 1/4" |
| | Alternator—55 amp. | 1 | | | | C9PZ 8620-P | *JB-401 15/32" x 40 1/8" |
| | Idler pulley | | | 1 | | C9PZ 8620-CF | *JC-477 1/2" x 47 7/8" |
| | P/S without A/C | | | 1 | | D0TZ 8620-B | *JC-507 1/2" x 50 7/8" |
| | P/S and A/C | | | 1 | | C9PZ 8620-GD | *JC-501-L 1/2" x 50 1/8" |
| | A/C -- integral | | | | 1 | C9PZ 8620-GN | *JC-554 1/2" x 55 1/2" |
| | A/C -- hang-on | | | | 1 | C9PZ 8620-CP | *JC-534 1/2" x 53 1/2" |
| | T/E pump | | | | 1 | D4PZ 8620-D | *JH-321 1/4" x 32 1/8" |

**1973/79
TRUCK SERIES 100/500**

| YEAR | MODEL/RESTRICTIONS | QUANTITY | | | | PART NUMBER | DESCRIPTION |
|-----------------------------------|---|----------|-----|-----------------------|----------------------|------------------------|------------------|
| | | ALT | FAN | IDLER | COMP P/S AIR PUMP | | |
| 8620 BELT (DRIVE) — Cont'd | | | | | | | |
| 1975 | | | | | | | |
| F (Series) | | | | 8 CYL. 330 | | | |
| 75 | Alternator—42, 55, 61 amp. | 2 | | | | C9PZ 8620-BV *JC-441 | 1/2" x 44 1/8" |
| | Alternator—70 amp. | 2 | | | | C9PZ 8620-CB *JC-460 | 1/2" x 46" |
| | P/S | | | 1 | | C9PZ 8620-BM *JC-403 | 1/2" x 40 3/8" |
| | T/E pump | | | | 1 | D4PZ 8620-C *JH-356 | 1/4" x 35 3/4" |
| F (Series) | | | | 8 CYL. 360-390 | | | |
| 75 | Alternator—single belt drive—without T/E or hang-on A/C | 1 | | | | D1PZ 8620-B *JB-455 | 15/32" x 45 5/8" |
| | Alternator—dual belt drive—without T/E | 2 | | | | | |
| | Alternator—single belt drive—with T/E or hang-on A/C | 1 | | | | C9PZ 8620-AB *JB-443 | 15/32" x 44 3/8" |
| | Alternator—dual belt drive—with T/E | 2 | | | | | |
| | Alternator — — hang-on A/C | 1 | | | | D1PZ 8620-A *JB-432 | 15/32" x 43 1/4" |
| | P/S without A/C | | | 1 | | C9PZ 8620-AU *JB-546 | 15/32" x 54 3/4" |
| | P/S and A/C | | | 1 | | C9PZ 8620-HC *JB-551-L | 15/32" x 55 1/8" |
| | A/C — — integral | | | | 1 | C9PZ 8620-CY *JC-574 | 1/2" x 57 1/2" |
| | A/C — — hang-on | | | | 1 | C9PZ 8620-CP *JC-534 | 1/2" x 53 1/2" |
| | Idler pulley | | | 1 | | D5PZ 8620-E *JB-496-A | 15/32" x 49 3/4" |
| | T/E pump without A/C | | | | 1 | D4PZ 8620-A *JH-391 | 1/4" x 39 1/8" |
| | T/E pump and integral A/C | | | | 1 | D4PZ 8620-F *JH-367 | 1/4" x 36 7/8" |
| T/E pump and hang-on A/C | | | | 1 | D5PZ 8620-A *JH-371 | 1/4" x 37 1/8" | |
| F (Series) | | | | 8 CYL. 460 | | | |
| 75 | Alternator | 1 | | | | C9PZ 8620-F *JB-354 | 15/32" x 35 1/2" |
| | P/S without A/C | | | 1 | | C9PZ 8620-CM *JC-524 | 1/2" x 52 1/2" |
| | P/S and A/C | | | 1 | | D0AZ 8620-E *JC-527-L | 1/2" x 52 7/8" |
| | Idler pulley | | | 1 | | C9PZ 8620-CC *JC-465 | 1/2" x 46 5/8" |
| | A/C — — integral | | | | 1 | C9PZ 8620-CV *JC-564 | 1/2" x 56 1/2" |
| | A/C — — hang-on | | | | 1 | C9PZ 8620-GA *JC-557-L | 1/2" x 55 7/8" |
| M (Series) | | | | 8 CYL. 360-390 | | | |
| 75 | Alternator—55 amp. | 2 | | | | C9PZ 8620-AB *JB-443 | 15/32" x 44 3/8" |
| | Alternator—70 amp. | 2 | | | | C9PZ 8620-BV *JC-441 | 1/2" x 44 1/8" |
| | P/S — "Before Ser. X00,001" | | | 1 | | C9PZ 8620-BL *JC-393 | 1/2" x 39 3/8" |
| | P/S — "From Ser. X00,001" | | | 1 | | C9PZ 8620-CD *JC-483 | 1/2" x 48 3/8" |
| | T/E pump | | | | 1 | D4PZ 8620-A *JH-391 | 1/4" x 39 1/8" |
| M (Series) | | | | 8 CYL. 460 | | | |
| 75 | Alternator—55 amp. | 1 | | | | D0AZ 8620-G *JB-336 | 15/32" x 33 3/4" |
| | Alternator—70 amp. | 2 | | | | C9PZ 8620-AB *JB-443 | 15/32" x 44 3/8" |
| | P/S | | | 1 | | D0VZ 8620-B *JC-517 | 1/2" x 51 7/8" |
| P (Series) | | | | 6 CYL. 300 | | | |
| 75 | Alternator | 1 | | | | C9PZ 8620-V *JB-423 | 15/32" x 42 3/8" |
| 1976 | | | | | | | |
| B (Series) | | | | 6 CYL. 300 | | | |
| 76 | Alternator—42, 55 amp. | 2 | | | | C9PZ 8620-V *JB-423 | 15/32" x 42 3/8" |
| | Alternator—70 amp. | 2 | | | | C9PZ 8620-GJ *JB-436-L | 15/32" x 43 3/4" |
| | P/S | | | 1 | | C9PZ 8620-BH *JC-373 | 1/2" x 37 3/8" |
| | T/E pump | | | | 1 | D5PZ 8620-B *JH-381 | 1/4" x 38 1/8" |
| B (Series) | | | | 8 CYL. 330 M/D | | | |
| 76 | Alternator—42, 55, 61 amp. | 2 | | | | C9PZ 8620-BZ *JC-450 | 1/2" x 45" |
| | Alternator—70 amp. | 2 | | | | C9PZ 8620-CB *JC-460 | 1/2" x 46" |
| | P/S | | | 1 | | C9PZ 8620-BM *JC-403 | 1/2" x 40 3/8" |

1973/79
TRUCK SERIES 100/500

| YEAR | MODEL/RESTRICTIONS | QUANTITY | | | | PART NUMBER | DESCRIPTION |
|----------------------------|--|----------|-----|--------------|------------------|--------------|-----------------------------|
| | | ALT | FAN | IDLER P/S | COMP AIR PUMP | | |
| 8620 BELT (DRIVE) — Cont'd | | | | | | | |
| 1976 | | | | | | | |
| E (Series) 6 CYL. 300 | | | | | | | |
| 76 | Alternator -- single belt drive | 1 | | | | C9PZ 8620-V | *JB-423 15/32" x 42 3/8" |
| | Alternator -- dual belt drive | 2 | | | | | |
| | P/S | | | 1 | | C9PZ 8620-CE | *JC-473 1/2" x 47 3/8" |
| | T/E pump | | | | 1 | D00Z 8620-A | *JH-361 1/4" x 36" |
| | A/C -- hang-on | | | | 1 | D5PZ 8620-G | *JB-535 15/32" x 53 5/8" |
| E (Series) 8 CYL. 351 | | | | | | | |
| 76 | Alternator -- 42, 55, 61 and 70 amp. without T/E | 1 | | | | C9PZ 8620-S | *JB-412 15/32" x 41 1/4" |
| | Alternator -- 90 amp. without T/E | 1 | | | | C9PZ 8620-P | *JB-401 15/32" x 40 1/8" |
| | Alternator -- 42,55,61 and 70 amp. with T/E | 1 | | | | C9PZ 8620-FT | *JB-386 15/32" x 38 3/4" |
| | Alternator -- 90 amp. with T/E | 1 | | | | C9PZ 8620-GF | *JB-385-L 15/32" x 38 5/8" |
| | Idler pulley without A/C | | | 1 | | C9PZ 8620-CF | *JC-477 1/2" x 47 7/8" |
| | Idler pulley and A/C | | | 1 | | C9PZ 8620-CE | *JC-473 1/2" x 47 3/8" |
| | P/S without A/C or T/E | | | 1 | | C9PZ 8620-CC | *JC-465 1/2" x 46 5/8" |
| | P/S and T/E without A/C | | | 1 | | C9PZ 8620-CK | *JC-504 1/2" x 50 1/2" |
| | P/S and A/C | | | 1 | | C9PZ 8620-CH | *JC-495-L 1/2" x 49 5/8" |
| | A/C -- E100/150-integral | | | | 1 | C9PZ 8620-CV | *JC-564 1/2" x 56 1/2" |
| | A/C -- E250/350-integral | | | | 1 | C9PZ 8620-GN | *JC-554 1/2" x 55 1/2" |
| | T/E pump -- 42,55,61 amp. alternator | | | | 1 | D5PZ 8620-C | *JB-276-CA 15/32" x 27 3/4" |
| | T/E pump -- 70,90 amp. alternator | | | | 1 | D5PZ 8620-D | *JB-296-A 15/32" x 29 3/4" |
| E (Series) 8 CYL. 460 | | | | | | | |
| 76 | Alternator -- 42,61 amp. | 1 | | | | C9PZ 8620-M | *JB-390 15/32" x 39" |
| | Alternator -- 90 amp. | 1 | | | | C9PZ 8620-GF | *JB-385-L 15/32" x 38 5/8" |
| | Idler pulley | | | 1 | | D6PZ 8620-D | *JC-453-A 1/2" x 45 3/8" |
| | P/S | | | 1 | | DOTZ 8620-B | *JC-507 1/2" x 50 7/8" |
| | A/C -- integral | | | | 1 | C9PZ 8620-CZ | *JC-577 1/2" x 57 7/8" |
| | A/C -- hang-on | | | | 1 | C9PZ 8620-CY | *JC-574 1/2" x 57 1/2" |
| | T/E pump | | | | 1 | D00Z 8620-A | *JH-361 1/4" x 36" |
| F (Series) 6 CYL. 300 | | | | | | | |
| 76 | F100 -- | | | | | | |
| | Alternator -- single belt drive | 1 | | | | C9PZ 8620-V | *JB-423 15/32" x 42 3/8" |
| | Alternator -- dual belt drive | 2 | | | | | |
| | P/S | | | 1 | | C9PZ 8620-BZ | *JC-450 1/2" x 45" |
| | T/E pump | | | | 1 | D00Z 8620-A | *JH-361 1/4" x 36" |
| 76 | F150/250 -- | | | | | | |
| | Alternator | 1 | | | | C9PZ 8620-V | *JB-423 15/32" x 42 3/8" |
| | P/S | | | 1 | | C9PZ 8620-BZ | *JC-450 1/2" x 45" |
| | A/C -- hang-on | | | | 1 | D5PZ 8620-G | *JB-535 15/32" x 53 5/8" |
| 76 | F350 -- | | | | | | |
| | Alternator--single r/wheel | 1 | | | | C9PZ 8620-V | *JB-423 15/32" x 42 3/8" |
| | Alternator--dual r/wheel | 2 | | | | | |
| | P/S | | | 1 | | C9PZ 8620-BZ | *JC-450 1/2" x 45" |
| 76 | F500 -- | | | | | | |
| | Alternator--42,55 amp. | 2 | | | | C9PZ 8620-V | *JB-423 15/32" x 42 3/8" |
| | Alternator--70 amp. | 2 | | | | C9PZ 8620-CB | *JC-460 1/2" x 46" |
| | P/S | | | 1 | | C9PZ 8620-BH | *JC-373 1/2" x 37 3/8" |
| | T/E | | | | 1 | D5PZ 8620-B | *JH-381 1/4" x 38 1/8" |

**1973/79
TRUCK SERIES 100/500**

| YEAR | MODEL/RESTRICTIONS | QUANTITY | | | | PART NUMBER | DESCRIPTION |
|----------------------------|--|----------------|-----|-------|----------------------|------------------------|----------------------------|
| | | ALT | FAN | IDLER | COMP P/S AIR PUMP | | |
| 8620 BELT (DRIVE) — Cont'd | | | | | | | |
| | | 1976 | | | | | |
| F (Series) | | 8 CYL. 302 | | | | | |
| 76 | Alternator—38,42 amp. | 1 | | | | D1PZ 8620-A | *JB-432 15/32" x 43 1/4" |
| | Alternator—55 amp. | 1 | | | | C9PZ 8620-P | *JB-401 15/32" x 40 1/8" |
| | Idler pulley | | | 1 | | C9PZ 8620-CF | *JC-477 1/2" x 47 7/8" |
| | P/S without A/C | | | 1 | | D0TZ 8620-B | *JC-507 1/2" x 50 7/8" |
| | P/S and A/C | | | 1 | | C9PZ 8620-GD | *JC-501-L 1/2" x 50 1/8" |
| | A/C — — integral | | | | 1 | C9PZ 8620-GN | *JC-554 1/2" x 55 1/2" |
| | A/C — — hang-on | | | | 1 | C9PZ 8620-CP | *JC-534 1/2" x 53 1/2" |
| T/E pump | | | | 1 | D4PZ 8620-D | *JH-321 1/4" x 32 1/8" | |
| F (Series) | | 8 CYL. 330 M/D | | | | | |
| 76 | Alternator—42, 55, 61 amp. | 2 | | | | C9PZ 8620-BV | *JC-441 1/2" x 44 1/8" |
| | Alternator—70 amp. | 2 | | | | C9PZ 8620-CB | *JC-460 1/2" x 46" |
| | P/S | | | 1 | | C9PZ 8620-BM | *JC-403 1/2" x 40 3/8" |
| | T/E pump | | | | 1 | D4PZ 8620-C | *JH-356 1/4" x 35 3/4" |
| F (Series) | | 8 CYL. 360-390 | | | | | |
| 76 | Alternator—single belt drive—without T/E | 1 | | | | D1PZ 8620-B | *JB-455 15/32" x 45 5/8" |
| | Alternator—dual belt drive—without T/E | 2 | | | | | |
| | Alternator—single belt drive—with T/E | 1 | | | | C9PZ 8620-AB | *JB-443 15/32" x 44 3/8" |
| | Alternator—dual belt drive—with T/E | 2 | | | | | |
| | P/S without A/C | | | 1 | | C9PZ 8620-AU | *JB-546 15/32" x 54 3/4" |
| | P/S and A/C | | | 1 | | C9PZ 8620-HC | *JB-551-L 15/32" x 55 1/8" |
| | A/C — — integral without P/S | | | | 1 | C9PZ 8620-CZ | *JC-577 1/2" x 57 7/8" |
| | A/C — — integral and P/S with T/E | | | | 1 | | |
| | A/C — — integral and P/S without T/E | | | | 1 | C9PZ 8620-CY | *JC-574 1/2" x 57 1/2" |
| | Idler pulley | | | 1 | | D5PZ 8620-E | *JB-496-A 15/32" x 49 3/4" |
| | T/E pump without A/C | | | | 1 | D4PZ 8620-A | *JH-391 1/4" x 39 1/8" |
| | T/E pump and integral A/C | | | | 1 | D00Z 8620-A | *JH-361 1/4" x 36 1/8" |
| F (Series) | | 8 CYL. 460 | | | | | |
| 76 | Alternator | 1 | | | | C9PZ 8620-F | *JB-354 15/32" x 35 1/2" |
| | P/S without A/C | | | 1 | | C9PZ 8620-CM | *JC-524 1/2" x 52 1/2" |
| | P/S and A/C | | | 1 | | D0AZ 8620-E | *JC-527-L 1/2" x 52 7/8" |
| | Idler pulley | | | 1 | | C9PZ 8620-CC | *JC-465 1/2" x 46 5/8" |
| | A/C — — integral | | | | 1 | C9PZ 8620-CV | *JC-564 1/2" x 56 1/2" |
| | A/C — — hang-on | | | | 1 | C9PZ 8620-GA | *JC-557-L 1/2" x 55 7/8" |
| M (Series) | | 8 CYL. 360,390 | | | | | |
| 76 | Alternator—55 amp. | 2 | | | | C9PZ 8620-AB | *JB-443 15/32" x 44 3/8" |
| | Alternator—70 amp. | 2 | | | | C9PZ 8620-BV | *JC-441 1/2" x 44 1/8" |
| | P/S | | | 1 | | C9PZ 8620-CD | *JC-483 1/2" x 48 3/8" |
| | T/E pump | | | | 1 | D4PZ 8620-A | *JH-391 1/4" x 39 1/8" |
| M (Series) | | 8 CYL. 460 | | | | | |
| 76 | Alternator—55 amp. | 1 | | | | D0AZ 8620-G | *JB-336 15/32" x 33 3/4" |
| | Alternator—70 amp. | 1 | | | | C9PZ 8620-AB | *JB-443 15/32" x 44 3/8" |
| | P/S | | | 1 | | D0VZ 8620-A | *JC-517 1/2" x 51 7/8" |

1973/79
TRUCK SERIES 100/500

| YEAR | MODEL/RESTRICTIONS | QUANTITY | | | | PART NUMBER | DESCRIPTION |
|----------------------------|--|----------------|-----|-------|-------------------------|--------------|----------------------------|
| | | ALT | FAN | IDLER | COMP P/S AIR PUMP | | |
| 8620 BELT (DRIVE) — Cont'd | | 1976 | | | | | |
| P (Series) | | 6 CYL. 300 | | | | | |
| 76 | Alternator | 1 | | | | C9PZ 8620-V | *JB-423 15/32" x 42 3/8" |
| | | 1977 | | | | | |
| B (Series) | | 6 CYL. 300 | | | | | |
| 77 | Alternator-42,55 amp. | 2 | | | | C9PZ 8620-V | *JB-423 15/32" x 42 3/8" |
| | Alternator-70 amp.— "Before Ser. 080,001" | 2 | | | | C9PZ 8620-GJ | *JB-436-L 15/32" x 43 3/4" |
| | P/S | | | 1 | | C9PZ 8620-BH | *JC-373 1/2" x 37 3/8" |
| | T/E pump | | | | 1 | D5PZ 8620-A | *JH-371 1/4" x 37 1/8" |
| B (Series) | | 8 CYL. 330 M/D | | | | | |
| 77 | Alternator-42, 55, 61 amp. exc. 83 DBA | 2 | | | | C9PZ 8620-BV | *JC-441 1/2" x 44 1/8" |
| | Alternator-70 amp. exc. 83 DBA | 2 | | | | C9PZ 8620-BY | *JC-445 1/2" x 44 5/8" |
| | Alternator-42, 55, 61 amp. -83 DBA or T/E | 2 | | | | C9PZ 8620-BZ | *JC-450 1/2" x 45" |
| | Alternator-70 amp.-83 DBA or T/E | 2 | | | | C9PZ 8620-CB | *JC-460 1/2" x 44 5/8" |
| | P.S | | | 1 | | C9PZ 8620-BM | *JC-403 1/2" x 40 3/8" |
| | T/E pump | | | | 1 | D4PZ 8620-C | *JH-356 1/4" x 35 3/4" |
| E (Series) | | 6 CYL. 300 | | | | | |
| 77 | Alternator -- single belt drive | 1 | | | | C9PZ 8620-V | *JB-423 15/32" x 42 3/8 |
| | Alternator -- dual belt drive— exc. 70 amp. Alternator | 2 | | | | C9PZ 8620-CB | *JC-460 1/2" x 46 |
| | Alternator -- 70 amp. | 2 | | | | C9PZ 8620-GJ | *JB-436-L 15/35" x 43 3/4" |
| | Alternator -- 70 amp-E100,w-A/C & P/S "From Ser. 080,001" | 1 | | | | D1PZ 8620-A | *JB-432 15/32" x 43 1/4" |
| | P/S | | | 1 | | C9PZ 8620-CE | *JC-473 1/2" x 47 3/8" |
| | P/S -- without A/C "From Ser. 080,001" | | | 1 | | D7PZ 8620-M | *JC-467-A 1/2" x 46 1/2" |
| | T/E pump | | | | 1 | D5PZ 8620-A | *JH-371 1/4" x 37 1/8" |
| | T/E pump-Canada | | | | 1 | D00Z 8620-A | *JH-361 1/4" x 36 1/4" |
| | T/E pump-- E100,W-A/C, exc. Calif. "From Ser. 080,001" | | | | 1 | D5PZ 8620-D | *JB-296-A 15/32" x 29 3/4" |
| | T/E pump -- E100, without A/C-exc. Calif. "Before Ser. 080,001" | | | | 1 | D4PZ 8620-F | *JH-367 1/4" x 36 7/8" |
| | T/E pump -- E100, without A/C-Calif. "From Ser. 080,001" | | | | 1 | D4PZ 8620-C | *JH-356 1/4" x 35 3/4" |
| | T/E Pump -- E100-W-A/C- and Calif. | | | | 1 | D8PZ 8620-H | *JA-277 3/8" x 27 13/16" |
| | A/C -- Hang-on | | | | 2 | D5PZ 8620-G | *JB-535 15/32" x 53 5/8" |
| | A/C -- Factory inst. | | | | 1 | C9PZ 8620-GC | *JC-552-L 1/2" x 55 1/4" |
| E (Series) | | 8 CYL. 351 | | | | | |
| 77 | Alternator -- 42, 55, 61 and 70 amp. without T/E | 1 | | | | C9PZ 8620-S | *JB-412 15/32" x 41 1/4" |
| | Alternator -- 90 amp. without T/E | 1 | | | | C9PZ 8620-P | *JB-401 15/32" x 40 1/8" |
| | Alternator -- 42, 55, 61 and 70 amp. with T/E | 1 | | | | C9PZ 8620-FT | *JB-386 15/32" x 38 3/4" |
| | Alternator -- 90 amp. with T/E | 1 | | | | C9PZ 8620-GF | *JB-385-L 15/32" x 38 5/8" |
| | Idler pulley without A/C | | | 1 | | C9PZ 8620-CF | *JC-477 1/2" x 47 7/8" |
| | Idler pulley and A/C | | | 1 | | C9PZ 8620-CE | *JC-473 1/2" x 47 3/8" |
| | P/S without A/C or T/E | | | 1 | | C9PZ 8620-CC | *JC-465 1/2" x 46 5/8" |
| | P/S and T/E without A/C | | | 1 | | C9PZ 8620-CK | *JC-504 1/2" x 50 1/2" |
| | P/S and A/C | | | 1 | | C9PZ 8620-CH | *JC-495-L 1/2" x 49 5/8" |
| | A/C -- E100/150-integral | | | | 1 | C9PZ 8620-CV | *JC-564 1/2" x 56 1/2" |

1973/79
TRUCK SERIES 100/500

| YEAR | MODEL/RESTRICTIONS | QUANTITY | | | | PART NUMBER | DESCRIPTION |
|----------------------------|--|----------|-----|-------|----------------------|--------------|-----------------------------|
| | | ALT | FAN | IDLER | COMP P/S AIR PUMP | | |
| 8620 BELT (DRIVE) — Cont'd | | | | | | | |
| | | 1977 | | | | | |
| E (Series) | | | | | | 8 CYL. 351 | |
| 77 | A/C -- E250/350—integral | | | | 1 | C9PZ 8620—GN | *JC—554 1/2" x 55 1/2" |
| | T/E pump -- A/T and 42, 55, 61 amp. alternator | | | | 1 | D7PZ 8620—B | *JB—306—A 15/32" x 30 3/4" |
| | T/E pump -- exc. Calif. M/T and 42, 55, 61 amp. alternator | | | | 1 | | |
| | T/E pump -- Calif. M/T and 42, 55, 61 amp. alternator | | | | 1 | D5PZ 8620—C | *JB—276—CA 15/32" x 27 3/4" |
| | T/E pump -- A/T and 70 or 90 amp. alternator | | | | 1 | D7PZ 8620—C | *JB—322—A 15/32" x 32 1/4" |
| | T/E pump -- exc. Calif. M/T and 70 or 90 amp. alternator | | | | 1 | | |
| | T/E pump -- Calif. M/T and 70 or 90 amp. alternator | | | | 1 | D5PZ 8620—D | *JB—296—A 15/32" x 29 3/4" |
| | T/E Pump -- Calif. | | | | 1 | D8PZ 8620—G | *JA—265 3/8" x 26 9/16" |
| E (Series) | | | | | | 8 CYL. 460 | |
| 77 | Alternator -- 42, 61 amp. | 1 | | | | C9PZ 8620—M | *JB—390 15/32" x 39" |
| | Alternator -- 90 amp. | 1 | | | | C9PZ 8620—GF | *JB—385—L 15/32" x 38 5/8" |
| | Idler pulley | | | 1 | | D6PZ 8620—D | *JC—453—A 1/2" x 45 3/8" |
| | P/S | | | 1 | | D0TZ 8620—B | *JC—507 1/2" x 50 7/8" |
| | A/C -- integral | | | 1 | | C9PZ 8620—CZ | *JC—577 1/2" x 57 7/8" |
| | A/C -- Hang-on | | | 1 | | C9PZ 8620—CY | *JC—574 1/2" x 57 1/2" |
| | T/E pump | | | 1 | | D00Z 8620—A | *JC—361 1/4" x 36" |
| | T/E pump -- Calif. with A/C | | | 1 | | D5PZ 8620—A | *JH—371 1/4" x 37 1/8" |
| | T/E pump -- Calif. without A/C | | | 1 | | D4PZ 8620—F | *JH—367 1/4" x 36 7/8" |
| F (Series) | | | | | | 6 CYL. 300 | |
| 77 | F100 -- | | | | | | |
| | Alternator | 2 | | | | C9PZ 8620—V | *JB—423 15/32" x 42 3/8" |
| | Alternator -- 70 amp w-A/C & P/S "From Ser. 080,001" | 1 | | | | D1PZ 8620—A | *JB—432 15/32" x 43 1/4" |
| | P/S | | | 1 | | C9PZ 8620—BZ | *JC—450 1/2" x 45" |
| | P/S -- without A/C "From Ser. 080,001" | | | 1 | | D7PZ 8620—M | *JC—467—A 1/2" x 46 1/2" |
| | T/E pump | | | 1 | | D5PZ 8620—A | *JH—371 1/4" x 37 1/8" |
| | T/E pump—Canada | | | 1 | | D00Z 8620—A | *JH—361 1/4" x 36 1/4" |
| | T/E pump—w-A/C, exc. Calif. "From Ser. 080,001" | | | 1 | | D5PZ 8620—D | *JB—296—A 15/32" x 29 3/4" |
| | Alternator—40—60 amp. w-A/C | 1 | | | | C9PZ 8620—T | *JB—420 15/32" x 42" |
| | T/E pump -- without A/C exc. Calif. "From Ser. 080,001" | | | 1 | | D4PZ 8620—F | *JH—367 1/4" x 36 7/8" |
| | T/E pump -- without A/C Calif. "From Ser. 080,001" | | | 1 | | D4PZ 8620—C | *JH—356 1/4" x 35 3/4" |
| | T/E Pump -- F100—W—A/C— and Calif. | | | 1 | | D8PZ 8620—H | *JA—277 3/8" x 27 13/16" |
| | A/C -- Factory inst. | | | 1 | | C9PZ 8620—GC | *JC—552—L 1/2" x 55 1/4" |
| 77 | F150/250 -- | | | | | | |
| | Alternator -- single belt drive | 1 | | | | C9PZ 8620—V | *JB—423 15/32" x 42 3/8" |
| | Alternator -- dual belt drive | 2 | | | | | |
| | Alternator—40—60 amp. w-A/C & P/S | 1 | | | | C9PZ 8620—T | *JB—420 15/32" x 42" |
| | P/S | | | 1 | | C9PZ 8620—BZ | *JC—450 1/2" x 45" |
| | P/S -- without A/C "From Ser. 080,001" | | | 1 | | D7PZ 8620—M | *JC—467—A 1/2" x 46 1/2" |
| | A/C -- hang-on | | | 2 | | D5PZ 8620—G | *JB—535 15/32" x 53 5/8" |
| | A/C -- Factory inst. | | | 1 | | C9PZ 8620—GC | *JC—552—L 1/2" x 55 1/4" |
| | T/E pump | | | 1 | | D5PZ 8620—A | *JH—371 1/4" x 37 1/8" |

1973/79
TRUCK SERIES 100/500

| YEAR | MODEL/RESTRICTIONS | QUANTITY | | | | PART NUMBER | DESCRIPTION |
|----------------------------|--|----------------|-----|-------|----------------------|--------------|----------------------------|
| | | ALT | FAN | IDLER | COMP P/S AIR PUMP | | |
| 8620 BELT (DRIVE) — Cont'd | | 1977 | | | | | |
| F (Series) | | 6 CYL. 300 | | | | | |
| 77 | F350 — — | | | | | | |
| | Alternator—single r/wheel | 1 | | | | C9PZ 8620-V | *JB-423 15/32" x 42 3/8" |
| | Alternator—dual r/wheel | 2 | | | | | |
| | Alternator—40-60 amp. w-A/C & P/S | 1 | | | | C9PZ 8620-T | *JB-420 15/32" x 42" |
| | P/S | | | 1 | | C9PZ 8620-BZ | *JC-450 1/2" x 45" |
| | P/S — — without A/C "From Ser. 080,001" | | | 1 | | D7PZ 8620-M | *JC-467-A 1/2" x 46 1/2" |
| | T/E pump | | | | 1 | D5PZ 8620-A | *JH-371 1/4" x 37 1/8" |
| | A/C — — Factory inst. | | | | 1 | C9PZ 8620-GC | *JC-552-L 1/2" x 55 1/4" |
| 77 | F500 — — | | | | | | |
| | Alternator—42, 55 amp. | 2 | | | | C9PZ 8620-V | *JB-423 15/32" x 42 3/8" |
| | Alternator—70 amp. "Before Ser. 080,001" | 2 | | | | C9PZ 8620-GJ | *JB-436-L 15/32" x 43 3/4" |
| | P/S | | | 1 | | C9PZ 8620-BH | *JC-373 1/2" x 37 3/8" |
| | T/E | | | | 1 | D5PZ 8620-A | *JH-371 1/4" x 37 1/8" |
| F (Series) | | 8 CYL. 302 | | | | | |
| 77 | Alternator—without P/S | 1 | | | | D1PZ 8620-A | *JB-432 15/32" x 43 1/4" |
| | Alternator — and P/S or A/C | 1 | | | | C9PZ 8620-P | *JB-401 15/32" x 40 1/8" |
| | Alternator — — 70 amp. and A/C | 1 | | | | C9PZ 8620-S | *JB-412 15/32" x 41 1/4" |
| | Idler pulley | | | 1 | | C9PZ 8620-CF | *JC-477 1/2" x 47 7/8" |
| | P/S without A/C | | | 1 | | D0TZ 8620-B | *JC-507 1/2" x 50 7/8" |
| | P/S and A/C | | | 1 | | C9PZ 8620-GD | *JC-501-L 1/2" x 50 1/8" |
| | A/C — — integral | | | | 1 | C9PZ 8620-GN | *JC-554 1/2" x 55 1/2" |
| | A/C — — hang-on | | | | 1 | C9PZ 8620-CP | *JC-534 1/2" x 53 1/2" |
| | T/E pump | | | | 1 | D4PZ 8620-B | *JH-331 1/4" x 33 1/8" |
| F (Series) | | 8 CYL. 330 M/D | | | | | |
| 77 | Alternator—42, 55, 61 amp.—exc. 83DBA | 2 | | | | C9PZ 8620-BV | *JC-441 1/2" x 44 1/8" |
| | Alternator—70 amp. exc. 83DBA | 2 | | | | C9PZ 8620-BY | *JC-445 1/2" x 44 5/8" |
| | Alternator—42, 55, 61 amp. - 83DBA or T/E | 2 | | | | C9PZ 8620-BZ | *JC-450 1/2" x 45" |
| | Alternator—70 amp.— 83DBA or T/E | 2 | | | | C9PZ 8620-CB | *JC-460 1/2" x 46" |
| | P/S | | | 1 | | C9PZ 8620-BM | *JC-403 1/2" x 40 3/8" |
| | T/E pump — — without 70 amp. alt. | | | | 1 | D4PZ 8620-C | *JH-356 1/4" x 35 3/4" |
| | T/E pump — — and 70 amp. alt. | | | | | D4PZ 8620-D | *JH-321 1/4" x 32 1/8" |
| F (Series) | | 8 CYL. 351-400 | | | | | |
| 77 | Alternator — — without T/E, P/S or A/C | 1 | | | | C9PZ 8620-AB | *JB-443 15/32" x 44 3/8" |
| | Alternator — and T/E without P/S | 1 | | | | | |
| | Alternator — — and P/S without T/E or A/C | 1 | | | | C9PZ 8620-GM | *JB-414-L 15/32" x 41 1/2" |
| | Alternator — — P/S or T/E | 1 | | | | | |
| | Alternator — — 60 amp. and A/C | 1 | | | | | |
| | Alternator — — 70 amp. and A/C | 1 | | | | C9PZ 8620-T | *JB-420 15/32" x 42" |
| | Idler pulley | | | 1 | | C9PZ 8620-CH | *JC-495-L 1/2" x 49 5/8" |
| | P/S — — without A/C | | | 1 | | D0VZ 8620-B | *JC-517 1/2" x 51 7/8" |
| | P/S — — and A/C | | | 1 | | D0TZ 8620-B | *JC-507 1/2" 50 7/8" |
| | A/C | | | | 1 | C9PZ 8620-GN | *JC-554 1/2" x 55 1/2" |
| | T/E pump — — exc. Calif. | | | | 1 | D4PZ 8620-B | *JH-331 1/4" x 33 1/8" |
| | T/E pump — — Calif. | | | | 1 | D4PZ 8620-D | *JH-321 1/4" x 32 1/8" |

1973/79
TRUCK SERIES 100/500

| YEAR | MODEL/RESTRICTIONS | QUANTITY | | | | PART NUMBER | DESCRIPTION |
|-------------------|---|---------------------------|-----|--------------|------------------|-------------------------|--------------------|
| | | ALT | FAN | IDLER P/S | COMP AIR PUMP | | |
| 8620 | BELT (DRIVE) — Cont'd | | | | | | |
| 1977 | | | | | | | |
| F (Series) | | 8 CYL. 460 | | | | | |
| 77 | Alternator | 1 | | | | C9PZ 8620-F *JB-354 | 15/32" x 35 1/2" |
| | P/S without A/C | | | 1 | | C9PZ 8620-CM *JC-524 | 1/2" x 52 1/2" |
| | P/S and A/C | | | 1 | | D0AZ 8620-E *JC-527-L | 1/2" x 52 7/8" |
| | Idler pulley | | | 1 | | C9PZ 8620-CC *JC-465 | 1/2" x 46 5/8" |
| | A/C — integral | | | | 1 | C9PZ 8620-CV *JC-564 | 1/2" x 56 1/2" |
| | T/E pump — Calif. with A/C | | | | 1 | D4PZ 8620-F *JH-367 | 1/4" x 36 7/8" |
| | T/E pump — Calif. without A/C | | | | 1 | D5PZ 8620-A *JH-371 | 1/4" x 37 1/8" |
| 1978 | | | | | | | |
| E (Series) | | 6 CYL. 300 (4.9L) | | | | | |
| 78 | Alternator-40,60 amp. | A/R | | | | C9PZ 8620-V *JB-423 | 15/32" x 42 3/8" |
| | Alternator-70 amp. | A/R | | | | C9PZ 8620-GJ *JB-436-L | 15/32" x 43 3/4" |
| | Alternator-70 amp. with A/C | 2 | | | | C9PZ 8620-GK *JB-430-LA | 15/32" x 43" |
| | Alternator-70 amp. w/ A/C & P/S | 1 | | | | D1PZ 8620-A *JB-432 | 15/32" x 43 1/4" |
| | Alternator-60 amp.-w/A/C & P/S — E250/350 | AR | | | | C9PZ 8620-T *JB-420 | 15/32" x 42" |
| | P/S — without A/C | | | 1 | | D7PZ 8620-M *JC-467-A | 1/2" x 46 1/2" |
| | P/S — with A/C | | | 1 | | C9PZ 8620-GB *JB-527-L | 15/32" x 52 29/32" |
| | T/E — E100 - Canada | | | | 1 | D4PZ 8620-C *JH-356 | 1/4" x 35 3/4" |
| | A/C | | | | 1 | C9PZ 8620-CV *JC-564 | 1/2" x 56 1/2" |
| | A/C — Hang-on | | | | 2 | D5PZ 8620-G *JB-535 | 15/32" x 53 5/8" |
| E (Series) | | 8 CYL. 351W (5.8L) | | | | | |
| 78 | Alternator-40,60 amp. — without T/E | 1 | | | | C9PZ 8620-P *JB-401 | 15/32" x 40 1/8" |
| | Alternator-70,90 amp. — without T/E | 1 | | | | C9PZ 8620-S *JB-412 | 15/32" x 41 1/4" |
| | Alternator-40,60 amp. — with T/E | 1 | | | | C9PZ 8620-FT *JB-386 | 15/32" x 38 3/4" |
| | Alternator-70,90 amp. — with T/E | 1 | | | | C9PZ 8620-GF *JB-385-L | 15/32" x 38 5/8" |
| | Idler pulley — without A/C | | | 1 | | C9PZ 8620-CF *JC-477 | 1/2" x 47 7/8" |
| | Idler pulley — with A/C | | | 1 | | C9PZ 8620-CE *JC-473 | 1/2" x 47 3/8" |
| | P/S — without A/C | | | 1 | | D0VZ 8620-B *JC-517 | 1/2" x 51 7/8" |
| | P/S — with A/C | | | 1 | | D0TZ 8620-B *JC-507 | 1/2" x 50 7/8" |
| | A/C — E100/150 | | | | 1 | C9PZ 8620-CV *JC-564 | 1/2" x 56 1/2" |
| | A/C — E250/350 | | | | 1 | C9PZ 8620-GN *JC-554 | 1/2" x 55 1/2" |
| | T/E pump — E100/250, 40-60 amp. alt. | | | | 1 | D5PZ 8620-C *JB-276-CA | 15/32" x 27 3/4" |
| | T/E pump — E100/250, 90 amp. alt. | | | | 1 | D5PZ 8620-D *JB-296-A | 15/32" x 29 3/4" |
| | T/E pump — E350, 40-60 amp. alt.-Calif. | | | | 1 | D8PZ 8620-G *JA-265 | 3/8" x 26 9/16" |
| | T/E pump — E350, 90 amp. alt. Calif. | | | | 1 | C9PZ 8620-A *JB-286-C | 15/32" x 28" |
| E (Series) | | 8 CYL. 460 (7.5L) | | | | | |
| 78 | Alternator-40,60 amp. | 1 | | | | C9PZ 8620-M *JB-390 | 15/32" x 39" |
| | Alternator-70,90 amp. | 1 | | | | C9PZ 8620-GF *JB-385-L | 15/32" x 38 5/8" |
| | Idler pulley | | | 1 | | D6PZ 8620-D *JC-453-A | 1/2" x 45 3/8" |
| | P/S — without A/C | | | 1 | | D0TZ 8620-B *JC-507 | 1/2" x 50 7/8" |
| | P/S — with A/C | | | 1 | | C9PZ 8620-CK *JC-504 | 1/2" x 50 1/2" |
| | A/C | | | | 1 | C9PZ 8620-CY *JC-574 | 1/2" x 57 1/2" |
| | T/E pump — Calif. with A/C | | | | 1 | D5PZ 8620-A *JH-371 | 1/4" x 37 1/8" |
| | T/E pump — Calif. without A/C | | | | 1 | D4PZ 8620-F *JH-367 | 1/4" x 36 7/8" |

1973/79
TRUCK SERIES 100/500

| YEAR | MODEL/RESTRICTIONS | QUANTITY | | | | PART NUMBER | DESCRIPTION |
|--|--|----------|-----|--------------|------------------|--------------|------------------------------|
| | | ALT | FAN | IDLER P/S | COMP AIR PUMP | | |
| 8620 BELT (DRIVE) — Cont'd | | | | | | | |
| 1978 | | | | | | | |
| F (Series) 6 CYL. 300 (4.9L) | | | | | | | |
| 78 | Alternator-40,60 amp. | A/R | | | | C9PZ 8620-V | *JB-423 15/32" x 42 3/8" |
| | Alternator-70 amp. | A/R | | | | C9PZ 8620-GJ | *JB-436-L 15/32" x 43 3/4" |
| | Alternator-70 amp. with A/C | 2 | | | | C9PZ 8620-GK | *JB-430-LA 15/32" x 43" |
| | Alternator-70 amp. with A/C and P/S | 1 | | | | D1PZ 8620-A | *JB-432 15/32" x 43 1/4" |
| | P/S—without A/C | | | 1 | | C9PZ 8620-GD | *JC-501-L 1/2" x 50 1/8" |
| | P/S -- With A/C | | | 1 | | C9PZ 8620-HC | *JB-551-L 15/32" x 55 1/8" |
| | T/E -- F100 - Canada | | | | 1 | D4PZ 8620-C | *JH-356 1/4" x 35 3/4" |
| | A/C | | | | 1 | C9PZ 8620-CV | *JC-564 1/2" x 56 1/2" |
| F (Series) 8 CYL. 302 (5.0L) | | | | | | | |
| 78 | Alternator - without P/S | 1 | | | | D1PZ 8620-A | *JB-432 15/32" x 43 1/4" |
| | Alternator - with P/S or A/C | 1 | | | | C9PZ 8620-P | *JB-401 15/32" x 40 1/8" |
| | Alternator-70 amp. with A/C and or P/S | 1 | | | | C9PZ 8620-S | *JB-412 15/32" x 41 1/4" |
| | Alternator 70 amp. w/o A/C | 1 | | | | C9PZ 8620-AC | *JB-446 15/32" x 44 3/4" |
| | P/S -- without A/C | | | 1 | | C9PZ 8620-CM | *JC-524 1/2" x 52 1/2" |
| | P/S -- with A/C | | | 1 | | D0TZ 8620-B | *JC-507 1/2" x 50 7/8" |
| | Idler pulley | | | 1 | | C9PZ 8620-CF | *JC-477 1/2" x 47 7/8" |
| | A/C | | | | 1 | C9PZ 8620-GN | *JC-544 1/2" x 55 1/2" |
| | T/E pump -- M/T Calif. | | | | 1 | D4PZ 8620-B | *JH-331 1/4" x 33 1/8" |
| F (Series) 8 CYL. 351M (5.8L), 400 (6.6L) | | | | | | | |
| 78 | Alternator-40,60 amp. - without A/C | 1 | | | | C9PZ 8620-AB | *JB-443 15/32" x 44 3/8" |
| | Alternator-40,60 amp. - with A/C | 1 | | | | C9PZ 8620-GM | *JB-414-L 15/32" x 41 1/2" |
| | Alternator-70 amp. - with A/C | 1 | | | | C9PZ 8620-T | *JB-420 15/32" x 42" |
| | Idler pulley | | | 1 | | C9PZ 8620-CH | *JC-495-L 1/2" x 49 5/8" |
| | P/S -- Without A/C | | | 1 | | C9PZ 8620-CM | *JC-524 1/2" x 52 1/2" |
| | P/S -- With A/C | | | 1 | | C9PZ 8620-CL | *JC-514 1/2 x 51 15/32" |
| | A/C | | | | 1 | C9PZ 8620-GN | *JC-554 1/2" x 55 1/2" |
| | T/E pump | | | | | D4PZ 8620-B | *JH-331 1/4" x 33 1/8" |
| | F100 -- with 351M,400 eng. | | | | 1 | | |
| | F150/250 -- A/T - Calif. | | | | 1 | | |
| | F350 -- with 351M eng. - Calif. | | | | 1 | | |
| | T/E pump | | | | | D4PZ 8620-D | *JH-321 1/4" x 32 1/8" |
| | F150/250 -- M/T - 351M eng. - Calif. | | | | 1 | | |
| | F350 -- A/T -- 400 eng. - Calif. | | | | 1 | | |
| F (Series) 8 CYL. 460 (7.5L) | | | | | | | |
| 78 | Alternator -- | 1 | | | | C9PZ 8620-F | *JB-354 15/32" x 35 1/2" |
| | Idler pulley | | | 1 | | C9PZ 8620-CC | *JC-465 1/2" x 46 5/8" |
| | P/S | | | 1 | | C9PZ 8620-CP | *JC-534 1/2" x 53 1/2" |
| | A/C | | | | 1 | C9PZ 8620-CV | *JC-564 1/2" x 56 1/2" |
| | T/E pump - Calif. with A/C | | | | 1 | D4PZ 8620-F | *JH-367 1/4" x 36 7/8" |
| | T/E pump - Calif. without A/C | | | | 1 | D5PZ 8620-A | *JH-371 1/4" x 37 1/8" |
| 1979 | | | | | | | |
| E (Series) 6 CYL. 300 (4.9L) | | | | | | | |
| 79 | Alternator-40,60 amp. | 2 | | | | C9PZ 8620-V | *JB-423 15/32" x 42 3/8" |
| | Alternator-70 amp. | 2 | | | | C9PZ 8620-GJ | *JB-436-L 15/32" x 43 3/4" |
| | P/S -- without A/C | | | 1 | | D7PZ 8620-M | *JC-467-A 1/2" x 46 1/2" |
| | P/S -- With A/C | | | 1 | | D5PZ 8620-G | *JB-535 15/32" x 53 5/8" |
| | Idler | | | 1 | | C9PZ 8620-GB | *JB-527-L 15/32" x 52 29/32" |
| | T/E -- Without A/C | | | 1 | | D5PZ 8620-B | *JH-381 1/4" x 38 1/8" |
| | T/E -- With A/C | | | 1 | | D9PZ 8620-C | *JA-305 3/8" x 30 1/2" |
| | A/C -- Factory Installed | | | | 1 | C9PZ 8620-CV | *JC-564 1/2" x 56 1/2" |
| | A/C -- Dealer Installed | | | | 1 | C9PZ 8620-CS | *JC-544 1/2" x 54 1/2" |

**1973/79
TRUCK SERIES 100/500**

| YEAR | MODEL/RESTRICTIONS | QUANTITY | | | | PART NUMBER | DESCRIPTION |
|--------------------------------------|----------------------------------|----------|-----|-------|----------------------|--------------|------------------------------|
| | | ALT | FAN | IDLER | COMP P/S AIR PUMP | | |
| 8620 BELT (DRIVE) — Cont'd | | | | | | | |
| 1979 | | | | | | | |
| E (Series) 8 CYL. 302 (5.0L) | | | | | | | |
| 79 | Alternator—40,60 amp. | 1 | | | | C9PZ 8620-FT | *JB-386 15/32" x 38 3/4" |
| | Alternator—70,90 amp. | 1 | | | | C9PZ 8620-GF | *JB-385-L 15/32" x 38 5/8" |
| | P/S -- Without A/C | | | 1 | | C9PZ 8620-GD | *JC-501-L 1/2" x 50 1/8" |
| | P/S -- With A/C | | | 1 | | C9PZ 8620-FP | *JC-493 1/2" x 49 3/8" |
| | Idler | | | 1 | | C9PZ 8620-CF | *JC-477 1/2" x 47 7/8" |
| | A/C -- Without P/S | | | | 1 | C9PZ 8620-CE | *JC-473 1/2" x 47 3/8" |
| | A/C -- With P/S | | | | 1 | C9PZ 8620-CV | *JC-564 1/2" x 56 1/2" |
| | T/E Pump -- With 40/60 amp. alt. | | | | 1 | D9PZ 8620-C | *JA-305 3/8" x 30 1/2" |
| | T/E Pump -- With 70/90 amp. alt. | | | | 1 | C9PZ 8620-C | *JB-332 15/32" x 33 1/4" |
| E (Series) 8 CYL. 351W (5.8L) | | | | | | | |
| 79 | Alternator -- 40,60 amp. | 1 | | | | C9PZ 8620-FT | *JB-386 15/32" x 38 3/4" |
| | Alternator -- 90 amp. | 1 | | | | C9PZ 8620-GF | *JB-385-L 15/32" x 38 5/8" |
| | Alternator—70,100 amp.—with A/C | 1 | | | | C9PZ 8620-S | *JB-412 15/32" x 41 1/4" |
| | Alternator—60 amp.—with A/C | 1 | | | | C9PZ 8620-P | *JB-401 15/32" x 40 1/8" |
| | Idler -- With A/C | | | 1 | | C9PZ 8620-CE | *JC-473 1/2" x 47 3/8" |
| | Idler -- Without A/C | | | 1 | | C9PZ 8620-CF | *JC-477 1/2" x 47 7/8" |
| | P/S -- With A/C | | | 1 | | DOTZ 8620-B | *JC-507 1/2" x 50 7/8" |
| | P/S -- Without A/C | | | 1 | | D0VZ 8620-B | *JC-517 1/2" x 51 7/8" |
| | A/C -- E100/150 | | | | 1 | C9PZ 8620-CV | *JC-564 1/2" x 56 1/2" |
| | A/C -- E250/350 | | | | 1 | C9PZ 8620-GN | *JC-554 1/2" x 55 1/2" |
| | T/E -- E100/250, 40-60 amp. alt. | | | | 1 | D5PZ 8620-C | *JB-276-CA 15/32" x 27 3/4" |
| | T/E -- E100/250, 90 amp. alt. | | | | 1 | D5PZ 8620-D | *JB-296-A 15/32" x 29 3/4" |
| | T/E -- E350, 40-60 amp. alt. | | | | 1 | D8PZ 8620-G | *JA-265 3/8" x 26 9/16" |
| | T/E -- E350, 90 amp. alt. | | | | 1 | C9PZ 8620-A | *JB-286-C 15/32 x 28" |
| E (Series) 8 CYL. 460 (7.5L) | | | | | | | |
| 79 | Alternator—40 amp. | 1 | | | | C9PZ 8620-M | *JB-390 15/32" x 39" |
| | Alternator—60 amp | 1 | | | | D9PZ 8620-Y | *JA-390-C 3/8" x 39" |
| | Alternator—70,90 amp. | 1 | | | | C9PZ 8620-GF | *JB-385-L 15/32" x 38 5/8" |
| | Idler | | | 1 | | D6PZ 8620-D | *JC-453-A 1/2" x 45 3/8" |
| | P/S -- Without A/C | | | 1 | | DOTZ 8620-B | *JC-507 1/2" x 50 7/8" |
| | P/S -- With A/C | | | 1 | | C9PZ 8620-CK | *JC-504 1/2" x 50 1/2" |
| | A/C | | | | 1 | C9PZ 8620-CY | *JC-574 1/2" x 57 1/2" |
| | T/E -- Without A/C | | | | 1 | D4PZ 8620-F | *JH-367 1/4" x 36 7/8" |
| | T/E -- With A/C | | | | 1 | D5PZ 8620-A | *JH-371 1/4" x 37 1/8" |
| F (Series) 6 CYL. 300 (4.9L) | | | | | | | |
| 79 | Alternator—40,60 amp. | 2 | | | | C9PZ 8620-V | *JB-423 15/32" x 42 3/8" |
| | Alternator—70 amp. | 2 | | | | C9PZ 8620-GJ | *JB-436-L 15/32" x 43 3/4" |
| | P/S -- except F250, 4x4 | | | 1 | | C9PZ 8620-GD | *JC-501-L 1/2" x 50 1/8" |
| | P/S -- F250, 4x4 | | | 1 | | C9PZ 8620-CG | *JC-490 1/2" x 49" |
| | P/S -- F150 4x4 with A/C | | | 1 | | C9PZ 8620-AU | *JB-546 15/32" x 54 3/4" |
| | P/S -- F150 4x4 w/o A/C | | | 1 | | C9PZ 8620-CG | *JC-490 1/2" x 49" |
| | P/S -- With hang on A/C | | | 1 | | D9PZ 8620-V | *JB-563-A 15/32" x 56 13/32" |
| | Idler | | | 1 | | C9PZ 8620-GB | *JB-527-L 15/32" x 52 29/32" |
| | T/E | | | | 1 | D5PZ 8620-B | *JH-381 1/4" x 38 1/8" |
| | T/E -- With hang on A/C | | | | 1 | D9PZ 8620-C | *JA-305 3/8" x 30 1/2" |
| | A/C -- Factory Installed | | | | 1 | C9PZ 8620-CV | *JC-564 1/2" x 56 1/2" |
| | A/C -- Dealer Installed | | | | 1 | C9PZ 8620-CS | *JC-544 1/2" x 54 1/2" |

1973/79
TRUCK SERIES 100/500

| YEAR | MODEL/RESTRICTIONS | QUANTITY | | | | PART NUMBER | DESCRIPTION | QTY. |
|--|--|----------|--------------------|--------------|---------------------------|--------------|----------------------------|------|
| | | ALT | FAN | IDLER P/S | COMP AIR PUMP | | | |
| 8620 BELT (DRIVE) — Cont'd | | | | | | | | |
| 1979 | | | | | | | | |
| F (Series) 8 CYL. 302 (5.0L) | | | | | | | | |
| 79 | Alternator-40 amp. — Without P/S, | 1 | | | | D1PZ 8620-A | *JB-432 15/32" x 43 1/4" | |
| | Alternator-60 amp. without P/S— "Before Ser. EE5,001" | 1 | | | | | | |
| | Alternator-60 amp. without P/S— "From Ser. EE5,001" | 1 | | | | D9PZ 8620-BA | *JA-427-C 3/8" x 42 3/4" | |
| | Alternator-70 amp. Without P/S | 1 | | | | C9PZ 8620-AC | *JB-446 15/32" x 44 3/4" | |
| | Alternator-40 amp. — With P/S,— Alternator-60 amp.—with P/S— "Before Ser. EE5,001" | 1 | | | | C9PZ 8620-P | *JB-401 15/32" x 40 1/8" | |
| | Alternator-60 amp.—with P/S— "From Ser. EE5,001" | 1 | | | | D9PZ 8620-Z | *JA-392-C 3/8" x 39 1/4" | |
| | Alternator-70 amp. — With P/S | 1 | | | | C9PZ 8620-S | *JB-412 15/32" x 41 1/4" | |
| | P/S — Without A/C | | | 1 | | C9PZ 8620-CM | *JC-524 1/2" x 52 1/2" | |
| | P/S — With A/C | | | 1 | | D0TZ 8620-B | *JC-507 1/2" x 50 7/8" | |
| | Idler Pulley | | | 1 | | C9PZ 8620-CF | *JC-477 1/2" x 47 7/8" | |
| | A/C | | | | 1 | C9PZ 8620-GN | *JC-544 1/2" x 55 1/2" | |
| | T/E Pump | | | | 1 | D4PZ 8620-B | *JH-331 1/4" x 33 1/8" | |
| F (Series) 8 CYL. 351 (5.8L), 400 (6.6L) | | | | | | | | |
| 79 | Alternator-40,60,65 amp. | 1 | | | | C9PZ 8620-GM | *JB-414-L 15/32" x 41 1/2" | |
| | Alternator-70 amp. — Without A/C | 1 | | | | D1PZ 8620-B | *JB-455 15/32" x 45 5/8" | |
| | Alternator-70 amp. With A/C | 1 | | | | C9PZ 8620-T | *JB-420 15/32" x 42" | |
| | Idler | | | 1 | | C9PZ 8620-CH | *JC-495-L 1/2" x 49 5/8" | |
| | P/S -- with A/C | | | 1 | | D0TZ 8620-B | *JC-507 1/2" x 50 7/8" | |
| | P/S -- without A/C | | | 1 | | D0VZ 8620-B | *JC-517 1/2" x 51 7/8" | |
| | T/E Pump -- A/T | | | | 1 | D4PZ 8620-B | *JH-331 1/4" x 33 1/8" | |
| | T/E Pump -- M/T | | | | 1 | D4PZ 8620-D | *JH-321 1/4" x 32 1/8" | |
| | A/C | | | | 1 | C9PZ 8620-GN | *JC-554 1/2" x 55 1/2" | |
| F (Series) 8 CYL. 460 (7.5L) | | | | | | | | |
| 79 | Alternator—exc. 60 amp. | 1 | | | | C9PZ 8620-F | *JB-354 15/32" x 35 1/2" | |
| | Alternator-60 amp | 1 | | | | D9PZ 8620-W | *JA-350-C 3/8" x 35" | |
| | Idler Pulley | | | 1 | | C9PZ 8620-CC | *JC-465 1/2" x 46 5/8" | |
| | P/S | | | 1 | | C9PZ 8620-CP | *JC-534 1/2" x 53 1/2" | |
| | A/C | | | | 1 | C9PZ 8620-CV | *JC-564 1/2" x 56 1/2" | |
| | T/E Pump -- Without A/C | | | | 1 | D5PZ 8620-A | *JH-371 1/4" x 37 1/8" | |
| | T/E Pump -- With A/C | | | | 1 | D4PZ 8620-F | *JH-367 1/4" x 36 7/8" | |
| YEAR | MODEL/RESTRICTIONS | ENGINE | | PART NUMBER | DESCRIPTION | QTY. | | |
| | | CYL. | C.I.D. (C.C.D.) | | | | | |
| 8A652 SPACER (IDLER PULLEY BRACKET) — Also refer to group 10A370 | | | | | | | | |
| 73/ | F100 -- 2/W/D—with A/C without P/S | 8 | 302 | DOAZ 8A652-A | *YS-63 | 1 | | |
| 73/ | F100 -- 2/W/D—with 55 amp. alternator | 8 | 302 | | | 1 | | |
| 73/ | F100/350 -- without P/S and/or A/C | 8 | 460 | D1AZ 8A652-A | *YS-30 | 1 | | |
| 73/ | F100/350 | 8 | 360, 390 | | Used as alternator spacer | 1 | | |
| 73/74 | M450/500 | 8 | 360,390 | | | 1 | | |
| 75/76 | E100/350 | 8 | 351 | | | 1 | | |
| 77/ | F100/350 -- A/C without P/S | 8 | 351M, 400 | | | 1 | | |

**1973/79
TRUCK SERIES 100/500**

SECTION 86 23

| YEAR | MODEL/RESTRICTIONS | ENGINE | | PART NUMBER | DESCRIPTION | QTY. |
|--|---|--------|-------------------------------|--|---|--------|
| | | CYL. | C.I.D. (C.C.D.) | | | |
| 8653 DECAL (FAN WARNING) | | | | | | |
| 73/ | All | 6&8 | All | C0AZ 8653-A | "CAUTION - FAN" | 1 |
| 8A653 SUPP-ORT (IDLER PULLEY BRACKET) | | | | | | |
| 73 | F100/250, E100/300 -- hang-on A/C | 6 | 240, 300 | D2AZ 8A653-A | | 1 |
| 73/76 | F100 -- integral A/C | 8 | 302 | D20Z 8A653-A | Incl. (1) 375860-S2 bolt | 1 |
| 73 | F100 -- without A/C | 8 | 302 | | | 1 |
| 73/74 | F100/350 -- without P/S and/or A/C | 8 | 460 | D0AZ 8A653-A | | 1 |
| 79 | E250/350, F150/350 | 8 | 460 | | | 1 |
| 74/ | F100 -- 2/W/D-with 55 amp. alternator | 8 | 302 | D1AZ 8A653-B | | 1 |
| 75/76 | E100/350 -- without P/S | 8 | 351 | | | 1 |
| 75/76 | F100 -- A/C and P/S | 8 | 360,390 | D5TZ 8A653-A | | 1 |
| 77/ | F100/350 -- A/C without P/S | 8 | 351M, 400 | D7TZ 8A653-A | | 1 |
| 77/ | F100/150 -- A/C without P/S | 8 | 302 | D7TZ 8A653-C | | 1 |
| 79 | E100/250 -- A/C without P/S | 8 | 302 | | | 1 |
| 77/ | E100/350 -- A/C without P/S | 8 | 351W | | | 1 |
| 77/ | E100/350 -- without A/C or P/S | 8 | 351 | D7TZ 8A653-B | | 1 |
| 79 | E100/250 -- P/S | 8 | 302 | | | 1 |
| 8678 PULLEY ASSY. (BELT IDLER) | | | | | | |
| 73/74 | E100/300 -- A/C | 8 | 302 | C7AZ 8678-B D1UZ 8678-A | R.H. L.H. | 1 1 |
| 74 | E100/350 -- T/E and A/C | 8 | 302 | D1UZ 8678-A | | 1 |
| 75/ | E100/350 -- integral A/C | 8 | 351,460 | ★ D0AZ 8678-C r/b D80Z 8678-A(10/79) | # D0AA 8A617-C, D3AH 8A617-BA, D4AH 8A617-BA, D5TA 8A617-DA | 1 |
| 75/76 | E100/350 -- hang-on A/C | 8 | 351 | C9RZ 8678-A | *YS-82 | 1 |
| 75/ | E250/350 | 8 | 460 | | | 1 |
| 73/74 | F100/250 -- hang-on A/C | 6&8 | 240, 300, 302, 360, 390 | | | 1 |
| 75/76 | F100/250 -- hang-on A/C | 8 | 360,390 | | | 1 |
| 75/76 | F250 | 8 | 460 | | | 1 |
| 75/76 | F100 -- hang-on | 8 | 302 | | | 1 |
| 73/ | F100 -- integral A/C | 8 | 302 | D80Z 8678-A | # D0AA 8A617-C, D3AH 8A617-BA and D4AH 8A617-BA, D5TA 8A617-DA, D80H 19W653-AA | 1 |
| 73/76 | F100/350 -- integral A/C | 8 | 360,390 | | | 1 |
| 77/ | F100/350,U150 | 8 | 351M,400 | | | 1 |
| 73/76 | F100/350 -- integral A/C | 8 | 360,390 | C5AZ 8678-C | L.H. | 1 |
| 73/ | F100/350 -- integral A/C | 8 | 460 | ★ D0AZ 8678-C r/b D80Z 8678-A(10/79) D0AZ 8678-B | R.H.-# D0AA 8A617-C, D3AH 8A617-BA and D4AZ 8A617-BA, D5TA 8A617-DA L.H.-# D0AA 8A617-B, D3AH 8A617-AA and D40H 8A617-AA | 1 1 |
| 8679 PULLEY (BELT IDLER) | | | | | | |
| 77/ | E100 -- A/C, without P/S F100 -- A/C, without P/S "From Ser. 080,001" | 6 | 300 | D7TZ 8679-A | | 1 1 |
| 73/74 | E100/300 -- A/C | 8 | 302 | C6AZ 8679-A | *YS-31-L.H. | 1 |
| 73/75 | F100/350 -- integral A/C | 8 | 360,390 | ★ C5AZ 8679-A R/BC5AZ 8678-C | *YS-35-L.H. R.H.-not serviced | 1 |
| 73/ | F100/350 -- without P/S and/or A/C | 8 | 460 | D0AZ 8679-A | *YS-32 | 1 |
| 79 | E100/250 -- Without P/S | 8 | 302 | | | 1 |
| 74/ | F100/150 -- without P/S | 8 | 302 | | | 1 |
| 75/76 | F100 -- A/C and P/S | 8 | 360, 390 | | | 1 |
| 75/ | E250/350 -- without P/S | 8 | 460 | | | 1 |
| 75/ | E100/350 -- without P/S | 8 | 351W | | | 1 |
| 77/ | F100/350 -- without P/S | 8 | 351M,400 | | | 1 |

APRIL, 1980

COPYRIGHT © 1980—

FORD MOTOR
COMPANY

—DEARBORN, MICHIGAN

CHANGE 1

1973/79
TRUCK SERIES 100/500

| YEAR | MODEL/RESTRICTIONS | ENGINE | | PART NUMBER | DESCRIPTION | QTY. |
|--|---|--------|--------------------|-------------|--|------|
| | | CYL. | C.I.D. (C.C.D.) | | | |
| 8680 BRACKET (BELT IDLER PULLEY) | | | | | | |
| 73/74 | E100/300 -- hang-on A/C | 8 | 302 | D3UZ 8680-A | | 1 |
| 73/74 | F100/250 -- hang-on A/C | 6 | 240, 300 | D2AZ 8680-A | *YS-79 | 1 |
| 73/74 | F100/250 -- hang-on A/C without P/S | 6 | 240, 300 | D2AZ 8680-B | *YS-50-use as support bracket for D2AZ 8680-A | 1 |
| 74 | E100/300 | 6 | 240,300 | | | 1 |
| 77/78 | E100 -- A/C, without P/S | 6 | 300 | D7TZ 8680-A | | 1 |
| | F100 -- A/C, without P/S "From Ser. 080,001" | | | | | 1 |
| 79 | E100 -- A/C, Without P/S | 6 | 300 | D9TZ 8680-A | #D9TE 8A619-AA | 1 |
| 79 | F100 -- A/C, Without P/S | | | | | |
| 73/74 | F100/250 -- hang-on A/C with P/S | 6 | 240 | D2AZ 8680-C | *YS-51-use as support bracket for D2AZ 8680-A | 1 |
| 74 | E100/300 | 6 | 240, 300 | | | 1 |
| 73 | E100/300 | 8 | 302 | | | 1 |
| 77 | F100/350 hang-on A/C | 8 | 351,400 | | | 1 |
| 75/ | E250/350 -- without P/S and/or A/C | 8 | 460 | D5UZ 8680-A | | 1 |
| 75/ | E250/350 -- hang-on A/C | 8 | 460 | D5UZ 8680-B | *YS-97 | 1 |
| 73/76 | F100/250 -- hang-on A/C | 8 | 302 | D1FZ 8680-A | *YS-46 | 1 |
| 75/76 | E100/350 -- hang-on A/C | 8 | 351 | | | 1 |
| 73/76 | F100/250 -- hang-on A/C | 8 | 360, 390 | D2TZ 8680-A | *YS-56 | 1 |
| 73/ | F100/350 -- without P/S and/or A/C | 8 | 460 | D0AZ 8680-A | *YS-43 | 1 |
| 75/ | F250 -- hang-on A/C | 8 | 460 | D2AZ 8680-D | *YS-52 | 1 |
| 74/ | F100/150 -- without P/S | 8 | 302 | D0AZ 8680-C | *YS-44 | 1 |
| 79 | E100/250 -- Without P/S | 8 | 302 | | | 1 |
| 75/ | E100/350- -- without P/S | 8 | 351W | | | 1 |
| 77/ | F100/350 -- without P/S | 8 | 351M,400 | | | 1 |
| 75/76 | F100 -- A/C and P/S | 8 | 360, 390 | D5TZ 8680-A | | 1 |
| 8687 SHIELD (IDLER PULLEY BEARING DUST) | | | | | | |
| 73/76 | F100/350 -- integral A/C | 8 | 360,390 | C4AZ 8687-A | *YS-57 | 1 |
| 73/75 | E100/300 -- integral A/C | 8 | 302 | | | 1 |

1973/79
TRUCK SERIES 100/500

SECTION 90 1

| YEAR | MODEL/RESTRICTIONS | PART NUMBER | DESCRIPTION | QTY. |
|-------------------------------|---|--|---|------|
| 9002 TANK ASSY. (FUEL) | | | | |
| 73 | F500 -- w/mechanical fuel pump-- without ev/em-- "Before Ser. Q80, 001" | ★ C9TZ 9002-D r/b D3TZ 9002-AB(1/74) | # I.C.C. F-2221-B-18 gallon capacity-- 11 1/4" high x 17" wide x 24" long | 1 |
| 73/77 | F500 -- exc. 134" W/B-w/ mechanical fuel pump--without ev/em | C9TZ 9002-F | # I.C.C. F-2221-30 gallon capacity-- 11 1/4" high x 17" wide x 40 3/4" long | 1 |
| 73/77 | F500 -- with ev/em | D3TZ 9002-AE | # D3TA 9002-AEA-30 gallon capacity-- 11 1/4" high x 17" wide x 40 3/4" long | 1 |
| 73/76 | B500 -- with ev/em "Before Ser. C75,000" | | | 1 |
| 73/77 | F500 -- without ev/em | ★ C9TZ 9002-A r/b D3TZ 9002-AB (10/74) | 18 gallon capacity--11 1/4" high x 17" wide x 24" long--incl. (1) 358267-S fitting and (1) 353054-S plug to be installed in return line opening | 1 |
| 73/77 | F500 -- without ev/em | D3TZ 9002-AB | # I.C.C. D3TA 9002-ABA-18 gallon capacity-- 11 1/4" high x 17" wide x 24" long | 1 |
| 73/76 | B-F500, M450/500, P350/500 -- without ev/em | ★ C9TZ 9002-C r/b C9TZ 9002-F(10/74) | 30 gallon capacity--11 1/4" high x 17" wide x 40 3/4" long--incl. (1) 358267-S fitting and (1) 353054-S plug to be installed in return line opening | 1 |
| 73/76 | M450/500, P350/500 -- with ev/em | D3TZ 9002-K | 30 gallon capacity--11 1/4" high x 17" wide x 40 3/4" long | 1 |
| 77 | P500 | | | 1 |
| 73 | B500 "Before Ser. Q80, 001" | ★ C9TZ 9002-K r/b D2HZ 9002-A(6/74) | # I.C.C. F-2521-30 gallon capacity--11 1/4" high x 17" wide x 40 3/4" long | 1 |
| 73/76 | B500 -- without ev/em-- "From Ser. Q80, 001 to Ser. C75,000" | D2HZ 9002-A | # I.C.C. C9HS 9002-CJ-30 gallon capacity-- 11 5/16" high x 17" wide x 40 3/4" long | 1 |
| 76/77 | B500 -- without ev/em "From Ser. C75,000" | D6HZ 9002-AU | # FHWA D7HT 9002-AUA-30 gallon capacity--12 3/4" high x 17 3/8" wide x 34 1/2" long--with 2" dia. filler pipe | 1 |
| 73/77 | F500(84) -- gas--with ev/em | ★ D3TZ 9002-N r/b D8HZ 9002-A(1/79) | # D3TA 9002-NA 18 gallon capacity-- 11 1/4" high x 17" wide x 24" long | 1 |
| 73/77 | F500 (84) -- gas--with ev/em | D8HZ 9002-A | # FHWA D7HT 9002-AA-18 gallon capacity --11 1/4" high x 17" wide x 24" long--with 2" dia. filler pipe | 1 |
| 73/76 | B500 -- with ev/em-- "From Ser. Q80, 001 to Ser. C75,000" | D3TZ 9002-R | # D3TA 9002-RA-30 gallon capacity-- 11 1/4" high x 17" wide x 40 3/4" long | 1 |
| 76/77 | B500 -- with ev/em "From Ser. C75,000" | D6HZ 9002-AV | # FHWA D7HT 9002-AVA -30 gallon capacity - 12 3/4" high x 17 3/8" wide x 34 1/2" long--with 2 1/2" dia. filler pipe | 1 |
| 73/74 | E100/200 -- with ev/em | D1UZ 9002-A | 21 gallon capacity--23 11/16" wide x 32 11/16" | 1 |
| 73/74 | E300(82) -- with ev/em | | long | 1 |
| 73/74 | E300(89) | D2UZ 9002-A | 24 gallon capacity--23 11/16" wide x 32 11/16" long | 1 |
| 73/74 | E300(cutaway cab) | | | 1 |
| 73 | F500 -- without ev/em | D3TZ 9002-F | 19.5 gallon capacity (in cab) | 1 |
| 73 | F250 -- 4/W/D--without ev/em | | | 1 |
| 73 | F350(exc. Super Camper) -- without ev/em | | | 1 |
| 74 | F250/500 -- without ev/em | | | 1 |
| 75/77 | F150/350 -- without ev/em | | | 1 |
| 75/77 | F500 -- without ev/em | | | 1 |
| 73 | F500 -- with ev/em | D3TZ 9002-G | 18 gallon capacity (in cab) | 1 |
| 73 | F250 -- 4/W/D--with ev/em | | | 1 |
| 73 | F350(exc. Super Camper) -- with ev/em | | | 1 |
| 74/77 | F100/350 -- with ev/em | | | 1 |
| 74/77 | F500 -- with ev/em | | | 1 |
| 73 | F250 -- 2/W/D--without ev/em | ★ D3TZ 9002-D r/b D4TZ 9002-E(2/74) | 20 gallon capacity (aft axle)--(steel) | 1 |
| 73 | F100 -- with ev/em | ★ D3TZ 9002-E | 19 gallon capacity (aft axle)--(steel) | 1 |
| 73 | F250 -- 2/W/D--with ev/em | r/b D4TZ 9002-D(12/73) | | 1 |
| 73/77 | F350(Super Camper) -- without ev/em | D3TZ 9002-V | 20 gallon capacity (aft axle)--(plastic) | 1 |

APRIL, 1980

COPYRIGHT © 1980-- FORD MOTOR --DEARBORN, MICHIGAN
COMPANY

CHANGE 1

1973/79
TRUCK SERIES 100/500

| YEAR | MODEL/RESTRICTIONS | PART NUMBER | DESCRIPTION | QTY. |
|---------------------------------|---|--|--|------|
| 9002 TANK ASSY. (FUEL) — Cont'd | | | | |
| 73/74 | F350(Super Camper) -- with ev/em | ★ D3TZ 9002-Y r/bD5TZ 9002-C(1/79) | 19 gallon capacity (aft axle)---(plastic) | 1 |
| 73/74 | F250/350 -- 2/W/D--exc. Crew Cab-- without ev/em | ★ D3TZ 9002-B r/bD8TZ 9002-J(11/79) | 22.5 gallon capacity (under cab)---(left side inside frame) (mid-ship tank) | 1 |
| 75/77 | F150/350 -- 2/W/D -- exc. Crew Cab-- without ev/em | | | 1 |
| | "Before Ser. 060,000" | | | |
| 78 | F250 (Crew Cab) -- 4/W/D-- without ev/em | | | 1 |
| 77 | F150/350 -- 2/W/D--exc. Crew Cab--without ev/em-- | ★ D6TZ 9002-D r/bD8TZ 9002-J(11/79) | 22.5 gallon capacity (under cab)---(left side inside frame)(midship tank) | 1 |
| | "From Ser. 060,000" | | | |
| 77 | F250(Crew Cab) -- 4/W/D-- without ev/em | | | 1 |
| 73/77 | F100/350 -- 2/W/D--with ev/em | ★ D3TZ 9002-C r/bD8TZ 9002-K(7/79) | 20.2 gallon capacity (under cab) (left side inside frame) (midship tank) | 1 |
| | "Before Ser. 060,000" | | | |
| 78 | F250 (Crew Cab) -- 4/W/D-- with ev/em | | | 1 |
| 77 | F100/350 -- 2/W/D -- with ev/em--"From Ser. 060,000" | ★ D6TZ 9002-E r/bD8TZ 9002-K(3/78) | 20.2 gallon capacity (under cab)---(left side inside frame) (midship tank) | 1 |
| 77 | F250(Crew Cab) -- 4/W/D-- with ev/em | | | 1 |
| 73/76 | P350 -- 104"W/B--without ev/em | C5TZ 9002-A | 17 gallon capacity (left side inside frame) | 1 |
| 73/76 | F250/350 (Crew Cab) | | Use in addition to standard in cab tank | 1 |
| 73/74 | F100 -- with ev/em | ★ D4TZ 9002-D r/bD5TZ 9002-B(8-76) | 19 gallon capacity(aft axle)---steel | 1 |
| 73/74 | F250 -- 2/W/D--with ev/em | | | 1 |
| 74 | F100/350 (Super Cab) -- with ev/em | | | 1 |
| 74 | F250 (Regular Cab) -- 2/W/D-- without ev/em | ★ D4TZ 9002-E r/bD5TZ 9002-R(12/76) | 19 gallon capacity (aft axle)---steel | 1 |
| 74 | F100/350 (Super Cab) -- without ev/em | | | 1 |
| 73/76 | M450/500 -- without ev/em | D3HZ 9002-BU | 60 gallon capacity | 1 |
| 74 | M450/500 -- with ev/em | D4HZ 9002-GA | 60 gallon capacity | 1 |
| 74/77 | F100/350 (Super Cab) -- without ev/em | D4TZ 9002-G | 19 gallon capacity -- under cab (left hand inside frame) (mid-ship tank) | 1 |
| 74/77 | F100/350 (Super Cab) -- with ev/em | D4TZ 9002-H | 19 gallon capacity--under cab (left hand inside frame) (mid-ship tank) | 1 |
| 75/77 | F350 (Super Camper) -- with ev/em | D5TZ 9002-C | 19 gallon capacity (aft axle) -- (plastic) | 1 |
| 75/ | F100 -- with ev/em | D5TZ 9002-B | 19 gallon capacity (aft axle) -- (steel)---when used for 1973/74 service use in com- bination with D40Z 9B593-A evap- orative valve and 1/4" hose connections | 1 |
| 75/ | F150/250 (Regular Cab and Super Cab) -- with ev/em | | | 1 |
| 75/ | F350 (Super Cab) -- with ev/em | | | 1 |
| 77/ | F250(Crew Cab) -- 4/W/D-- with ev/em | | | 1 |
| 79 | F350 (Regular Cab) -- 4/W/D | | | 1 |
| 75/77 | F150/250 (Regular Cab and Super Cab) -- without ev/em | D5TZ 9002-R | 19 gallon capacity (aft axle) -- (steel) | 1 |
| 77 | F250(Crew Cab) -- 4/W/D-- without ev/em | | | 1 |
| 75/76 | E100/150 -- 138" W/B--with ev/em "Before Ser. C00,000" | D5UZ 9002-A | 22 gallon capacity (aft axle) | 1 |
| 75/76 | E250/350 -- with ev/em "Before Ser. C00,000" | | | 1 |
| 76/ | E100/150 -- 138" W/B--with ev/em "From Ser. C00,000" | D7UZ 9002-L | 22 gallon capacity (aft axle) | 1 |
| 76/ | E250/350--with ev/em-- "From Ser. C00,000" | | | 1 |

1973/79
TRUCK SERIES 100/500

| YEAR | MODEL/RESTRICTIONS | PART NUMBER | DESCRIPTION | QTY. |
|---------------------------------|--|--|--|------|
| 9002 TANK ASSY. (FUEL) — Cont'd | | | | |
| 75/76 | E100/150 -- 138" W/B--without ev/em "Before Ser. C00,000" | ★ D5UZ 9002-B r/bD7UZ 9002-M(3/78) | 24 gallon capacity (aft axle) | 1 |
| 75/76 | E250/350 -- without ev/em "Before Ser. C00,000" | | | 1 |
| 76/77 | E100/150 -- 138" W/B--without ev/em "From Ser. C00,000" | D7UZ 9002-M | 24 gallon capacity (aft axle) | 1 |
| 76/77 | E250/350 -- without ev/em "From Ser. C00,000" | | | 1 |
| 75/76 | E150 -- 124" W/B -- without ev/em "Before Ser. C75,000" | D5UZ 9002-D | 18 gallon capacity (midship) | 1 |
| 75/76 | E150/350 -- 138", 158" W/B -- without ev/em "Before Ser. C75,000" | | Use as auxiliary fuel tank in addition to standard aft axle fuel tank | 1 |
| 76/77 | E150 -- 124" W/B--without ev/em "From Ser. C75,000" | D6UZ 9002-A | 18 gallon capacity (midship) | 1 |
| 76/77 | E150/350 -- 138", 158" W/B--without ev/em--"From Ser. C75,000" | | Use as auxiliary fuel tank in addition to standard aft axle fuel tank | 1 |
| 75/77 | E100/150 -- 124" W/B -- with ev/em | D5UZ 9002-E | 18 gallon capacity (midship) | 1 |
| 75/77 | E150/350 -- 138", 158" W/B -- with ev/em | | Use as auxiliary fuel tank in addition to standard aft axle fuel tank | 1 |
| 78/ | E100/150 -- 124" W/B | | | 1 |
| 78/ | E150/350 -- 138", 158" W/B | | | 1 |
| 76/77 | B500 -- without ev/em "From Ser. C75,000" | D6HZ 9002-AY | # FHWA D7HT 9002-AYA--60 gallon capacity--12 3/4" high x 17 3/8" wide x 68" long--with 2" dia. filler pipe | 1 |
| 76/77 | B500 -- with ev/em "From Ser. C75,000" | D6HZ 9002-AZ | # FHWA D7HT 9002-AZA--60 gallon capacity--12 3/4" high x 17 3/8" wide x 68" long--with 2 1/2" dia. filler pipe | 1 |
| 77 | F250/350 (Crew Cab) -- 2/W/D--with ev/em | ★ D7TZ 9002-A r/bD8TZ 9002-N(10/78) | 20.2 gallon capacity (midship) (left side inside frame)--use in addition to standard in cab tank | 1 |
| 77 | F250/350 (Crew Cab) -- 2/W/D without ev/em | ★ D7TZ 9002-B r/bD8TZ 9002-P(11/78) | 22.5 gallon capacity (midship) (left side inside frame)--use in addition to standard in cab tank | 1 |
| 77 | F250 -- 4/W/D-- with ev/em-- "From Ser. Y40,001" | D7TZ 9002-C | 24.8 gallon capacity -- (midship tank) --plastic | 1 |
| 78 | F150/250 -- 4/W/D--133" W/B--with ev/em | | | 1 |
| 79 | F150/350 (Regular Cab) -- 4/W/D--133" W/B--with ev/em | | | 1 |
| 77 | F250 -- 4/W/D -- without ev/em-- "From Ser. Y40,001" | D7TZ 9002-D | 26.3 gallon capacity -- (midship tank) --plastic | 1 |
| 78 | F150/250 -- 4/W/D--133" W/B--without ev/em | | | 1 |
| 78/ | F350 (Regular Cab, Crew Cab and Super Camper) -- 2/W/D--with ev/em | D8TZ 9002-R | 19.3 gallon capacity (aft axle)--(plastic) | 1 |
| 78/ | F250(Crew Cab) -- 2/W/D--with ev/em | | | 1 |
| 78 | F350 (Regular Cab, Crew Cab and Super Camper) -- without ev/em | D8TZ 9002-S | 20.6 gallon capacity (aft axle)--(plastic) | 1 |
| 78 | F250(Crew Cab) -- 2/W/D--without ev/em | | | 1 |
| 78 | F150/350 (Super Cab) -- without ev/em | D8TZ 9002-G | 19.5 gallon capacity (midship) | 1 |
| 78/ | F100/350 (Super Cab) -- with ev/em | D8TZ 9002-H | 19.5 gallon capacity (midship) | 1 |

1973/79
TRUCK SERIES 100/500

| YEAR | MODEL/RESTRICTIONS | PART NUMBER | DESCRIPTION | QTY. |
|---|--|--------------|---|------|
| 9002 TANK ASSY. (FUEL) — Cont'd | | | | |
| 78 | F150/350 (Regular Cab) -- 2/W/D without ev/em | D8TZ 9002-J | 22.5 gallon capacity (midship) | 1 |
| 78 | F250 (Crew Cab) -- 4/W/D-- without ev/em | | | 1 |
| 78 | F350 (Super Camper) -- without ev/em | | | 1 |
| 78/ | F100/350 (Regular Cab) -- 2/W/D--with ev/em | D8TZ 9002-K | 20.2 gallon capacity (midship) | 1 |
| 78/ | F250 (Crew Cab) -- 4/W/D with ev/em | | | 1 |
| 78/ | F350(Super Camper) -- with ev/em | | | 1 |
| 78 | F150/250(Regular Cab and Super Cab) -- without ev/em | D8TZ 9002-M | 19 gallon capacity (aft axle) | 1 |
| 78 | F350 (Super Cab) -- without ev/em | | | 1 |
| 78 | F250(Crew Cab) -- 4/W/D-- without ev/em | | | 1 |
| 78/ | F250/350 (Crew Cab) -- 2/W/D --with ev/em | D8TZ 9002-N | 20.2 gallon capacity (midship) (left hand inside frame) | 1 |
| 78 | F250/350 (Crew Cab) -- 2/W/D --without ev/em | D8TZ 9002-P | 22.5 gallon capacity (midship) (left hand inside frame) | 1 |
| 73/77 | F500 | 23468-S2 | (B-5)-bolt (fuel tank to cab back panel)-carriage- | 5 |
| 73/ | F250 -- 4/W/D | | 5/16"-18 x 1 1/2"-use with 18 or 19.5 gallon in cab tank | 5 |
| 73/ | F350(exc. Super Camper) | | | 5 |
| | | 381976-S | (MM-178-M)-washer-flat-nylon-1/2" | |
| | | 353766-S | (MM-269)-nut-spring-5/16"-18 | |
| | | ★373249-S | Washer-flat-fiber-3/8" | |
| | | 33770-S4 | (M-89-K)-nut-hex. lock-(UBS)-5/16"-18 | |
| | | 57039-S2 | (B-340-B)-screw and washer assy. (fuel tank to lower bracket)-hex.head-5/16"-18 x 3/4"-use with 18 or 19.5 gallon in cab tank | 4 |
| 9B007 SHIELD (FUEL TANK)—Also refer to group 9K014 | | | | |
| 78 | F100/250 -- 133" W/B -- with 2/W/D | D8TZ 9B007-B | Inner-use with midship fuel tank | 1 |
| 78 | F250/350 (Crew Cab) -- 2/W/D | | | 1 |
| 79 | F100/350 (Regular Cab) -- 2/W/D | D9TZ 9B007-A | Inner-use with midship fuel tank | 1 |
| 79 | F250/350 (Crew Cab) -- 2/W/D | | | 1 |
| 9A010 BOLT (FUEL TANK STRAP) | | | | |
| 73/74 | E100/300 | B8AZ 9A010-A | 3/8"-16 x 4 1/2" long including loop | 2 |
| 73/ | F100/350 (exc. F250 with 4/W/D) -- w/midship inside frame fuel tank | C7DZ 9A010-B | 3/8"-16 x 4 3/16" long including loop | 1 |
| 77 | F250 (Crew Cab) -- 4/W/D | | Use with midship inside frame fuel tank | 1 |
| 75/76 | E100/350 -- 138" W/B - exc. Cutaway | D5UZ 9A010-A | 3/8"-16 x 9 7/16" long including loop --use with aft axle tank | 2 |
| 77/ | E100/350 -- 138"W/B-- exc. Cutaway | D7UZ 9A010-A | 3/8"- x 9 13/16" long including T shaped end-use with aft axle tank | 2 |
| 73/74 | E100/300 | 383406-S100 | (MM-173-MY)-nut-locking-3/8"-16 | 2 |
| 73/ | F100/350 | 382802-S2 | (MM-173-JB)-nut-hex. locking-3/8"-16-use w/midship inside frame fuel tank | 1 |
| | | 44727-S8 | (X-24)-washer-flat-3/8" | 2 |
| 9A011 FILTER (GAUGE FUEL TANK UNIT) | | | | |
| 73/ | All trucks | D1AZ 9A011-A | Plastic-use with 3/8" outlet tube--also serviced in 9275 assy. | 1 |
| 73/ | All trucks | D1FZ 9A011-A | Plastic-use with 5/16" outlet tube--also serviced in 9275 assy. | 1 |

**1973/79
TRUCK SERIES 100/500**

SECTION 90 5

| YEAR | MODEL/RESTRICTIONS | PART NUMBER | DESCRIPTION | QTY. |
|---|--|--------------|--|------|
| 9K014 SHIELD ASSY. (FUEL TANK)—Also refer to group 9B007 | | | | |
| 78/ | F250/350(81) -- Regular Cab and Crew Cab | D8TZ 9K014-A | Rear—use with midship fuel tank | 1 |
| 78 | F250/350(81) -- Regular Cab and Crew Cab | D8TZ 9K014-C | Use with midship fuel tank | 1 |
| 79 | F250/350 (81) -- Regular Cab and Crew Cab -- 2/W/D | D9TZ 9K014-A | Use with midship fuel tank | 1 |
| 9A028 BRACKET (FUEL TANK SUPPORT FRONT) | | | | |
| 74/ | F100/350 (Super Cab) | D4TZ 9A028-A | # D4TA 9A028-AA—use with mid-ship inside frame fuel tank | 1 |
| 9030 CAP ASSY. (FUEL TANK FILLER) | | | | |

B500

| NON-LOCKING | | | | |
|--------------------|------------------------|-------------|---|---|
| 73/76 | B500 -- without ev/em- | B6TZ 9030-A | *FC-23-2 7/8" O.D.—vented— knurled edge on cap—stainless steel | 1 |
| 73/77 | B500 -- without ev/em | B9TT 9030-A | *FC-510-2 5/8" O.D.—2" pipe thread—vented—use with 30 or 60 gallon frame mtd. tank | 1 |
| 73/77 | B500 -- with ev/em | D3HZ 9030-C | *FC-763-3 1/4" O.D.—2 1/2" pipe thread—lettered "EVAP-EMISS-NON-VENTED"—use with 18,30, or 60 gallon frame mounted tank | 1 |

E100/350

| NON-LOCKING | | | | |
|---------------------------|---|--|---|------|
| 73/74 | E100/300 -- with ev/em | D1UZ 9030-A | *FC-543-3 1/4" O.D.—non-vented—knurled edge on cap—primer finish | 1 |
| 75 | E100/350 -- with ev/em | | Use with midship and/or aft axle fuel tank | 1or2 |
| 73/74 | E100/300 -- with ev/em | ★ D1PZ 9030-K r/b D1UZ 9030-A(9/78) | *FC-702-3 1/4" O.D.—non-vented—knurled edge on cap—stainless steel—aft axle fuel tank | 1 |
| 75 | E100/350 -- with ev/em | | Use with midship and/or aft axle fuel tank | 1or2 |
| 73/74 | E300 -- without ev/em | B6TZ 9030-A | *FC-23-2 7/8" O.D.—vented—knurled edge on cap—stainless steel | 1 |
| 75/77 | E100/350 -- without ev/em | D4TZ 9030-A | *FC-98-A— 3 7/8" O.D.—handle on top of cap—primer finish—use with midship and/or aft axle fuel tank | 1or2 |
| 75/77 | E100/350 -- with ev/em | D7UZ 9030-L | *FC-792- 3 7/8" O.D.—handle on top of cap—primer finish—use with midship and/or aft axle fuel tank—deep cam | 1or2 |
| 78 | E100/350 -- with ev/em—"Before Ser. BC0,001" | D70Z 9030-A | *FC-786-3 7/8" O.D.—handle on top of cap—primer finish—use with midship and/or aft axle fuel tank—shallow cam | 1or2 |
| 78/ | E100/350 -- with ev/em—"From Ser. BC0,001" | D80Z 9030-A | *FC-813-3 7/8" O.D.—handle on top of cap—primer finish—use with midship and/or aft axle fuel tank—shallow cam | 1or2 |
| 79 | E350 (Cutaway) | D8TZ 9030-H | *FC-809-3 1/2" O.D.—knurled edge on cap—primer finish—use with midship and/or aft axle fuel tank | 1 |
| LOCKING-SINGLE CAP | | | | |
| 73/75 | E100/350 -- with ev/em—"Before Ser. W80,001" | D1PZ 9030-C | *FC-752-2 5/8" O.D.—non-vented—chrome | 1or2 |
| 75/76 | E100/350 -- with ev/em—"From Ser. W80,001" | ★ D5TZ 9030-E r/b D7UZ 9030-F(8/77) | *FC -780-3 7/8" O.D.—non-vented—chrome | 1or2 |
| 75 | E150/350 -- without ev/em—"Before Ser. W80,001" | C4RZ 9030-C | *FC-91-2 1/2" O.D.—vented—chrome | 1or2 |
| 75/76 | E100/350 -- without ev/em—"From Ser. W80,001" | D5TZ 9030-D | *FC-779- 3 7/8" O.D.—vented—chrome | 1or2 |
| 77 | E150/350 -- without ev/em | | | 1 |
| 77 | E100/350 -- with ev/em | D7UZ 9030-F | *FC-788-3 7/8" O.D.—non-vented chrome | 1or2 |

1973/79
TRUCK SERIES 100/500

| YEAR | MODEL/RESTRICTIONS | PART NUMBER | DESCRIPTION | QTY. |
|------|---------------------------------------|-------------|-------------|------|
| 9030 | CAP ASSY. (FUEL TANK FILLER) — Cont'd | | | |

E100/350

| LOCKING—SINGLE CAP | | | | |
|--------------------|--|-------------|---|------|
| 78/ | E100/350 -- with ev/em | D8TZ 9030-K | *FC-814-3 7/8" O.D.—non-vented—chrome — use with midship and/or aft axle fuel tank | 1or2 |
| 79 | E350 (Cutaway) | D6AZ 9030-B | *FC-782-2 5/8" O.D.—non-vented—chrome — use with midship and/or aft axle fuel tank | 1or2 |
| LOCKING—CAP SET | | | | |
| 75/76 | E100/350 -- w/dual tanks—without ev/em | D5TZ 9030-B | *FC-777- 3 7/8" O.D.—vented—chrome—consists of (2)*FC-779 matching caps and (4) common keys | 1 |
| 77 | E150/350 -- w/dual tanks—without ev/em | | | 1 |
| 75/77 | E100/350 -- w/dual tanks—with ev/em | D7UZ 9030-G | *FC-802-3 7/8" O.D.—non-vented—chrome consists of (2)*FC-788 matching caps and (4) common keys | 1 |
| 78/ | E100/350 -- w/dual tanks—with ev/em | D8TZ 9030-L | *FC-815-3 7/8" O.D.—non-vented—chrome—consists of (2)*FC-814 matching caps and (4) common keys | 1 |
| 79 | E350 (Cutaway) | D7TZ 9030-C | *FC-803-2 5/8" O.D.—non-vented—chrome—consists of (2) *FC-782 matching caps and (4) common keys | 1 |

F100/350

| NON-LOCKING | | | | |
|-------------|-------------------------------------|---------------------------------------|--|------|
| 73/76 | F100/250(exc. 99) -- with ev/em | D4TZ 9030-D | *FC -759-A-3 1/2" O.D.—non-vented—knurled edge on cap—primer finish—use w/aft axle fuel tank | 1 |
| 73/76 | F100/350 -- with ev/em | | Use with midship—inside frame fuel tank | 1 |
| 74/76 | F100/350 -- with ev/em | | Use with in—cab fuel tank | 1 |
| 73/76 | F100/250(exc. 99) -- without ev/em | D4TZ 9030-B | *FC-760 -A-3 1/2" O.D.—vented—knurled edge on cap—primer finish—use w/aft axle fuel tank | 1 |
| 73/76 | F100/350 -- without ev/em | | Use with midship—inside frame fuel tank | 1 |
| 73/76 | F100/350 -- without ev/em | | Use with in—cab fuel tank | 1 |
| 73/76 | F250/350(Crew Cab) | | Use with 17 gallon frame mtd. fuel tank | 1 |
| 73/76 | F100/250(99) -- with ev/em | D7UZ 9030-L | *FC-792- 3 7/8" O.D.—handle on top of cap—primer finish—use w/aft axle fuel tank | 1 |
| 73/76 | F350(Super Camper) -- with ev/em | | Use with midship inside frame and/or aft axle fuel tank | 1or2 |
| 73/76 | F150/250(99) -- without ev/em | D4TZ 9030-A | *FC- 98-A-37/8" O.D.—handle on top of cap—primer finish—use w/aft axle fuel tank | 1 |
| 73/74 | F350(Super Camper) -- without ev/em | | Use with midship inside frame and/or aft axle fuel tank | 1or2 |
| 75/77 | F250/350(Crew Cab) -- without ev/em | B6TZ 9030-A | FC-23-2 7/8" O.D.—vented—knurled edge on cap—stainless steel | 1 |
| 77 | F150/350 -- without ev/em | ★ D7TZ 9030-K r/bD8TZ 9030-C(1/78) | *FC-791-3 1/2" O.D.—vented—knurled edge on cap—primer finish—use with in—cap fuel tank | 1 |
| 77 | F150/350(exc. 99) -- without ev/em | | Use with aft axle and/or midship fuel tank | 1or2 |
| 77 | F150/350(99) -- without ev/em | ★ D7TZ 9030-H r/bD8TZ 9030-A(9/77) | *FC -789-2 5/8" O.D.—vented—handle on top of cap—zinc plate finish—use w/aft axle and/or midship fuel tank | 1or2 |
| 77 | F100/350 -- with ev/em | ★ D7TZ 9030-J r/bD8TZ 9030-H(1/78) | *FC-790-3 1/2" O.D.—knurled edge on cap—primer finish—use with in—cab fuel tank | 1 |
| 77 | F100/350(exc. 99) -- with ev/em | | Use with aft axle and/or midship fuel tank | 1or2 |
| 77/ | F100/350(99) -- with ev/em | D7AZ 9030-A | *FC-793-2 5/8" O.D.—handle on top of cap—zinc plate finish—use w/aft axle and/or midship fuel tank | 1or2 |
| 78/ | F100/350(exc. 99) -- with ev/em | D8TZ 9030-H | *FC-809- 3 1/2" O.D.—knurled edge on cap—primer finish—use w/aft axle and/or midship fuel tank | 1or2 |

**1973/79
TRUCK SERIES 100/500**

SECTION 90 7

| YEAR | MODEL/RESTRICTIONS | PART NUMBER | DESCRIPTION | QTY. |
|------|---------------------------------------|-------------|-------------|------|
| 9030 | CAP ASSY. (FUEL TANK FILLER) — Cont'd | | | |

F100/350

NON-LOCKING

| | | | | |
|-------|---|-------------|---|------|
| 77/78 | F150/350(99) -- without ev/em | D8TZ 9030-A | *FC-807 -2 5/8" O.D.—handle on top of cap—zinc plate finish—use w/aft axle and/or midship fuel tank | 1or2 |
| 78 | F250/350 (Crew Cab) (99) -- without ev/em | | Use with midship fuel tank | 1 |
| 78 | F150/350(exc. 99) -- without ev/em | D8TZ 9030-C | *FC-808 -3 1/2" O.D.—knurled edge on cap—primer finish—use w/aft axle and/or midship fuel tank | 1or2 |

LOCKING—SINGLE CAP

| | | | | |
|-------|--|--|--|------|
| 73/75 | F100/350 -- with ev/em— "Before Ser. W80,001" | D1PZ 9030-C | *FC-752- 2 5/8" O.D.—non-vented—chrome | 1or2 |
| 77/ | F100/350 -- with ev/em | D6AZ 9030-B | *FC-782-2 5/8" O.D.—non-vented—chrome | 1or2 |
| 75/76 | F100/350 -- with ev/em— "From Ser. W80,001" | D7UZ 9030-F | *FC-788-3 7/8" O.D.—non-vented—chrome | 1or2 |
| 73/74 | F150/350 -- without ev/em "Before Ser. W80,001" | C4RZ 9030-C | *FC-91-2 1/2" O.D.—vented—chrome | 1or2 |
| 75/76 | F100/350 -- without ev/em— "From Ser. W80,001" | D5TZ 9030-D | *FC-779- 3 7/8" O.D.—vented—chrome | 1or2 |
| 77/78 | F150/350 -- without ev/em | ★ D7TZ 9030-D r/bD8TZ 9030-B(10/78) | *FC-787-2 5/8" O.D.—vented—chrome | 1or2 |
| 78 | F150/350 -- without ev/em | D8TZ 9030-B | *FC-805-2 5/8" O.D.—chrome | 1or2 |

LOCKING—CAP SET

| | | | | |
|-------|--|-------------|--|---|
| 77/ | F100/350 -- w/dual tanks— with ev/em | D7TZ 9030-C | *FC-803- 2 5/8" O.D.—non-vented—chrome— consists of (2)*FC-782 matching caps and (4) common keys | 1 |
| 75/76 | F100/350 -- w/dual tanks— with ev/em | D7UZ 9030-G | *FC-802-3 7/8" O.D.—non-vented—chrome— consists of (2)*FC-788 matching caps and (4) common keys | 1 |
| 75/76 | F100/350 -- w/dual tanks— without ev/em | D5TZ 9030-B | *FC-777-3 7/8" O.D.—vented—chrome— consists of (2)*FC-779 matching caps and (4) common keys | 1 |
| 77 | F150/350 -- w/dual tanks— without ev/em | D7TZ 9030-E | *FC-804-2 5/8" O.D.—vented—chrome— consists of (2)*FC-787 matching caps and (4) common keys | 1 |
| 78 | F150/350 -- w/dual tanks— without ev/em | D8TZ 9030-E | *FC-806-2 5/8" O.D.—chrome— consists of (2)*FC-805 matching caps and (4) common keys | 1 |

F500

NON-LOCKING

| | | | | |
|-------|-----------------------|-------------|--|---|
| 73/77 | F500 -- without ev/em | B6TZ 9030-A | *FC-233-2 7/8" O.D.—vented— knurled edge on cap—stainless steel | 1 |
| 73/77 | F500 -- with ev/em | D3HZ 9030-C | *FC-763-3 1/4" O.D.—2 1/2" pipe thread—lettered "EVAP—EMISS—NON—VENTED"—use with 18,30 or 60 gallon frame mounted tank | 1 |
| 74/77 | F500 -- without ev/em | D4TZ 9030-B | *FC-760-A-3 1/2" O.D.—vented—knurled edge on cap—primer finish—use with in—cab fuel tank | 1 |
| 74/77 | F500 -- with ev/em | D4TZ 9030-D | *FC-759-A-3 1/2" O.D.—non-vented— knurled edge on cap—primer finish—use with in—cab fuel tank | 1 |

LOCKING—SINGLE CAP

| | | | | |
|-------|-----------------------|-------------|---------------------------------------|------|
| 73/74 | F500 -- with ev/em | D1PZ 9030-C | *FC-752-2 5/8" O.D.—non-vented—chrome | 1or2 |
| 73/75 | F500 -- without ev/em | C4RZ 9030-C | *FC-91-2 1/2" O.D.—vented—chrome | 1or2 |

OCTOBER, 1979

COPYRIGHT © 1979—

FORD MOTOR
COMPANY

—DEARBORN, MICHIGAN

NEW ISSUE

1973/79
TRUCK SERIES 100/500

| YEAR | MODEL/RESTRICTIONS | PART NUMBER | DESCRIPTION | QTY. |
|---|--|--------------|---|------|
| 9030 | CAP ASSY. (FUEL TANK FILLER) — Cont'd | | | |
| M450/500 | | | | |
| NON-LOCKING | | | | |
| 73/76 | M450/500 -- without ev/em | B9TT 9030-A | *FC-510-2 5/8" O.D.-2" pipe thread-vented -use with 60 gallon fuel tank | 1 |
| 73/76 | M450/500 -- with ev/em | D1UZ 9030-A | *FC-543-3 1/4" O.D.-non-vented-knurled edge on cap-primer finish | 1 |
| P350/500 | | | | |
| NON-LOCKING | | | | |
| 73/76 | P350 -- 104" W/B | D4TZ 9030-B | *FC-760-A-3 1/2" O.D. -vented-knurled edge on cap-primer finish-use with standard 17 gallon fuel tank | 1 |
| 73/77 | P350/500 -- without ev/em | B6TZ 9030-A | *FC-23- 2 7/8" O.D.-vented-knurled edge on cap-stainless steel | 1 |
| 73/77 | P350/500 -- with ev/em | D1UZ 9030-A | *FC-543-3 1/4" O.D.-non-vented-knurled edge on cap-primer finish | 1 |
| LOCKING-SINGLE CAP | | | | |
| 73/74 | P350/500 -- without ev/em | C4RZ 9030-C | *FC-91-2 1/2" O.D.-vented-chrome | 1 |
| 9A032 SHIELD (FUEL TANK HEAT) | | | | |
| 73/77 | F350(Super Camper) | D3TZ 9A032-B | Front-use with plastic aft axle fuel tank | 1 |
| 78/ | F350(Regular Cab)-2/W/D | | Use with midship fuel tank | 1 |
| 78/ | F250/350 (Crew Cab) -- 2/W/D | | Use with midship fuel tank | 1 |
| 73/77 | F350(Super Camper) | 39909-S7 | (U-269-D)-screw (shield to frame cross member)- hex. washer head-self tapping-5/16"-18 x 3/4" | 3 |
| 78/ | F350(Regular Cab) | | | 3 |
| 9034 PIPE ASSY. (FUEL TANK FILLER) | | | | |
| 73/77 | F500, P350/500 -- without ev/em | 84T 9034-A | Use with 30 gallon tank | 1 |
| 73/76 | B500 -- without ev/em "Before Ser. C75,000" | | | 1 |
| 73/74 | E100/300 -- with ev/em | D1UZ 9034-A | | 1 |
| 73/74 | E100(cutaway cab) -- with ev/em | | | 1 |
| 73/74 | E300(89) -- without ev/em | D1UZ 9034-B | | 1 |
| 73/74 | E300(cutaway cab) -- without ev/em | | | 1 |
| 73/74 | F500 -- without ev/em | D3TZ 9034-U | Use with in cab fuel tank | 1 |
| 73/74 | F250 -- 4/W/D-without ev/em | | | 1 |
| 73/74 | F350(exc. Super Camper) -- without ev/em | | | 1 |
| 75 | F150/500 -- without ev/em-- "Before Ser. W80,001" | | | 1 |
| 75/76 | F150/350 -- without ev/em | D5TZ 9034-AA | Use with in cab fuel tank | 1 |
| 75/77 | F500 -- without ev/em "From Ser. W80,001" | | | 1 |

1973/79
TRUCK SERIES 100/500

| YEAR | MODEL/RESTRICTIONS | PART NUMBER | DESCRIPTION | QTY. |
|--|---|--|--|------|
| 9034 PIPE ASSY. (FUEL TANK FILLER) — Cont'd | | | | |
| 73 | F250 -- 4/W/D--with ev/em | ★ D3TZ 9034-T | Use with in cab fuel tank | 1 |
| 73 | F350(exc. Super Camper) -- with ev/em | r/bD5TZ 9034-AB (1/78) | | 1 |
| 73 | F500 -- with ev/em | | | 1 |
| 74 | F100/500 -- with ev/em | | | 1 |
| 75 | F150/500 -- with ev/em-- "Before Ser. W80,001" | | | 1 |
| 75 | F100 -- with ev/em--Canada-- "Before Ser. W80,001" | | Use with in cab fuel tank and leaded gas | 1 |
| 75/76 | F150/350 -- with ev/em "From Ser. W80,001" | D5TZ 9034-AB | Use with in cab fuel tank | 1 |
| 75/76 | F100 -- with ev/em--Canada-- "From Ser. W80,001" | | Use with in cab fuel tank and leaded gas | 1 |
| 75/77 | F500 -- with ev/em "From Ser. W80,000" | | Use with in cab fuel tank | 1 |
| 73 | F250(99) -- 2/W/D -- without ev/em | ★ D3TZ 9034-W r/bD4TZ 9034-M(2/79) | Use with aft axle fuel tank | 1 |
| 73/74 | F250(83) -- 2/W/D -- without ev/em | D3TZ 9034-R | Use with aft axle fuel tank | 1 |
| 75/76 | F150/250(83) -- without ev/em | | | 1 |
| 73/76 | F250(81) -- 2/W/D--without ev/em | D3TZ 9034-AA | Use with midship inside frame or aft axle fuel tank | 1 |
| 73/76 | F350(81,84 Regular Cab -- exc. Super Camper) -- without ev/em | | Use with midship inside frame fuel tank | 1 |
| 75/76 | F150 -- without ev/em | | Use with aft axle or midship fuel tank | 1 |
| 73 | F100(99) -- with ev/em | ★ D3TZ 9034-Z | Use with aft axle fuel tank | 1 |
| 73 | F250(99) -- 2/W/D--with ev/em | r/bD4TZ 9034-L(7/76) | | 1 |
| 73/74 | F100(83) -- 133" W/B--with ev/em | D3TZ 9034-S | Use with aft axle fuel tank | 1 |
| 73/74 | F250(83) -- 2/W/D--with ev/em | | | 1 |
| 75/76 | F150/250(83) -- with ev/em | | | 1 |
| 75/76 | F100(83) -- with ev/em--Canada | | Use with aft axle fuel tank and leaded gas | 1 |
| 73/74 | F100(81) -- with ev/em | D3TZ 9034-AB | Use with midship inside frame or aft axle fuel tank | 1 |
| 73/76 | F250(81) (Regular Cab) -- 2/W/D--with ev/em | | | 1 |
| 73/76 | F350(81, 84 Regular Cab--exc. Super Camper) -- with ev/em | | Use with midship inside frame fuel tank | 1 |
| 75/76 | F150 -- with ev/em | | Use with midship inside frame or aft axle fuel tank | 1 |
| 75/76 | F100 (81)-- (Regular Cab and Super Cab) -- Canada | | Use with midship inside frame or aft axle fuel tank and leaded gas | 1or2 |
| 75/76 | F100 (81) -- Canada | | Use with midship inside frame or aft axle fuel tank and leaded gas | 1or2 |
| 73/76 | F350(Super Camper) -- without ev/em | ★ D3TZ 9034-A r/bD5TZ 9034-B (6/77) | Use with midship inside frame or aft axle fuel tank--without locking gas cap | 1or2 |
| 73/76 | F350(Super Camper)--without ev/em | D5TZ 9034-B | Use with midship inside frame or aft axle fuel tank--with locking gas cap | 1or2 |
| 73/76 | F350(Super Camper) -- with ev/em | D3TZ 9034-B | Use with midship inside frame or aft axle fuel tank | 1 |
| 73/74 | F100/250(99) -- 2/W/D--with ev/em | D3TZ 9034-K | Use with midship inside frame fuel tank | 1 |
| 75/76 | F150/250(99) -- 2/W/D--with ev/em | | | 1 |
| 75/76 | F100(99) (Regular Cab and Super Cab) -- with ev/em--Canada | | Use with midship or aft axle fuel tank and with leaded gas | 1or2 |
| 75/76 | F250/350(Super Cab) | | Use with midship inside frame fuel tank | 1 |
| 73/74 | F250(99) -- 2/W/D--without ev/em | D3TZ 9034-L | Use with midship inside frame fuel tank | 1 |
| 73/74 | F350(Crew Cab) (99) -- without ev/em | | Use with midship inside frame fuel tank | 1 |
| 73/76 | F250/350(Crew Cab) (99) -- without ev/em | | Upper--use with 17 gallon frame mtd. tank | 1 |
| 75/76 | F150/250(99) -- 2/W/D--without ev/em | | Use with midship inside frame fuel tank | 1 |
| 73/76 | F350(80, 86 Regular Cab--exc. Super Camper) -- without ev/em | D3TZ 9034-Y | Use with midship inside frame fuel tank | 1 |

1973/79
TRUCK SERIES 100/500

| YEAR | MODEL/RESTRICTIONS | PART NUMBER | DESCRIPTION | QTY. |
|---|--|----------------------|---|------|
| 9034 PIPE ASSY. (FUEL TANK FILLER) — Cont'd | | | | |
| 73/76 | F350(80, 86 Regular Cab-exc. Super Camper) -- with ev/em | D3TZ 9034-V | Use with midship inside frame fuel tank | 1 |
| 73/76 | F250(83) -- 2/W/D--without ev/em | D3TZ 9034-M | Use with midship inside frame fuel tank | 1 |
| 75/76 | F150(83) -- without ev/em | | | 1 |
| 73/74 | F100/250(83) -- 2/W/D--with ev/em | D3TZ 9034-N | Use with midship inside frame fuel tank | 1 |
| 75/76 | F150/250(83) -- 2/W/D--with ev/em | | | 1 |
| 75/76 | F100(83) -- with ev/em--Canada | | Use with midship fuel tank and leaded gas | 1 |
| 73/76 | P350 -- without ev/em | B7C 9034-B | Use with 17 gallon tank | 1 |
| 73/76 | F250/ 350 (Crew Cab)(exc. 99) | | Use with 17 gallon frame mtd. tank | 1 |
| 73/76 | M450/500, P350/500 -- with ev/em | D3TZ 9034-AC | | 1 |
| 77 | P500 | | | 1 |
| 73/74 | F100(99) -- with ev/em | D4TZ 9034-L | Use with aft axle fuel tank | 1 |
| 73/74 | F250(99) -- 2/W/D -- with ev/em | | | 1 |
| 75/76 | F150/250(99) -- with ev/em | | | 1 |
| 74/76 | F250/350(Super Cab) -- with ev/em | | | 1 |
| 75/76 | F100(99) -- with ev/em--Canada | | Use with aft axle fuel tank and leaded gas | 1 |
| 74 | F250(99) -- 2/W/D--without ev/em | ★ D4TZ 9034-M | Use with aft axle fuel tank -- without | 1 |
| 75/76 | F150/250 (99) -- without ev/em | r/bD5TZ 9034-A(8-76) | locking gas cap | 1 |
| 74/76 | F250/350(Super Cab) -- without ev/em | | | 1 |
| 74 | F250(99) -- 2/W/D -- without ev/em | D5TZ 9034-A | Use with aft axle fuel tank -- with | 1 |
| 75/76 | F150/250(99) -- 2/W/D without ev/em | | locking gas cap | 1 |
| 74/76 | F250/350 (Super Cab) -- without ev/em | | | 1 |
| 73/76 | F250/350 (Crew Cab) (99) | D3TZ 9034-AD | Pipe (fuel tank)--use with 17 gallon frame mtd. tank--lower | 1 |
| 75/76 | F100(99) (Regular Cab and Super Cab) -- with ev/em | D5TZ 9034-D | Use with aft axle fuel tank and unleaded gas | 1 |
| 75/76 | F100(81) -- 2/W/D--with ev/em | D5TZ 9034-E | Use with aft axle and midship fuel tanks with unleaded gas | 1 |
| 75/76 | F100(81) -- 4/W/D--with ev/em | | Use with aft axle fuel tank and unleaded gas | 1 |
| 75/76 | F100(83) -- with ev/em | D5TZ 9034-F | Use with aft axle fuel tank and unleaded gas | 1 |
| 75/76 | F100(99) -- 2/W/D--with ev/em | D5TZ 9034-G | Use with midship fuel tank and unleaded gas | 1 |
| 75/76 | F100(83) -- 2/W/D--with ev/em | D5TZ 9034-H | Use with midship fuel tank and unleaded gas | 1 |
| 75/76 | F100 -- with ev/em | D5TZ 9034-Z | Use with in cab fuel tank and unleaded gas | 1 |
| 75/76 | E100 -- with ev/em-- "Before Ser. C75,000" | D5UZ 9034-A | Use with aft axle or midship fuel tank and unleaded gas | 1or2 |
| 75/76 | E150/350 -- with ev/em-- "Before Ser. C75,000" | D5UZ 9034-B | Use with aft axle or midship fuel tank and leaded gas | 1or2 |
| 75/76 | E100 -- Canada "Before Ser. C75,000" | | Use with aft axle or midship fuel tank and leaded gas | 1or2 |
| 75/76 | E150/350 -- without ev/em-- "Before Ser. C75,000" | D5UZ 9034-C | Use with aft axle or midship fuel tank and leaded gas | 1or2 |
| 76 | F250/350 (Crew Cab) (81) | D6TZ 9034-A | Use with 17 gallon frame mtd. tank | 1 |
| 77 | F100 (83) -- with ev/em--except Canada | ★ D7TZ 9034-N | Use with midship fuel tank | 1 |
| 77 | F150/250 (83) -- with ev/em-- 8 cyl. 351M,400-- Regular Cab and Super Cab-- "Before Ser. Y00,001" | r/bD8TZ 9034-F(8/77) | | 1 |
| 77 | F150/250 (83) -- with ev/em-- 6 cyl. 300--Regular Cab and Super Cab-- "From Ser. 080,000" | | Use with unleaded gas | 1 |

1973/79
TRUCK SERIES 100/500

| YEAR | MODEL/RESTRICTIONS | PART NUMBER | DESCRIPTION | QTY. |
|--|--|--|---|------|
| 9034 PIPE ASSY. (FUEL TANK FILLER) — Cont'd | | | | |
| 77 | F150/250 (83)—with ev/em— 8cyl. 460—Regular Cab and Super Cab | ★ D7TZ 9034-AK r/bD8TZ 9034-G(3/79) | Use with midship fuel tank | 1 |
| 77 | F100 (83) — — with ev/em—Canada | | Use with midship fuel tank and leaded gas | 1 |
| 77 | F150/250 (83) — — with ev/em— 6 cyl. 300—Regular Cab and Super Cab— "Before Ser. 080,000" | | Use with leaded gas | 1 |
| 77 | F150/250 (83) — — with ev/em —8 cyl. 351M, 400—Regular Cab and Super Cab "From Ser. Y00,001" | | | 1 |
| 77/ | F100 (99) — — with ev/em—except Canada | D7TZ 9034-R | Use with aft axle fuel tank | 1 |
| 77 | F150/250 (99) — — with ev/em— 8 cyl. 351M,400— Regular Cab and Super Cab— "Before Ser. Y00,001" | | | 1 |
| 77 | F350 (99) — — with ev/em— 8 cyl. 351M,400— Super Cab | | | 1 |
| 77 | F150/250 (99) — — with ev/em— 6 cyl. 300—Regular Cab and Super Cab— "From Ser. 080,000" | | Use with unleaded gas | 1 |
| 77 | F350 (99) — — with ev/em— 6 cyl. 300—Super Cab.— "From Ser. 080,000" | | Use with unleaded gas | 1 |
| 78/ | F150/250(99) — — with ev/em | | Use with aft axle fuel tank | 1 |
| 77 | F150/250 (99) — — with ev/em— 8 cyl. 460—Regular Cab and Super Cab | D7TZ 9034-V | Use with aft axle fuel tank | 1 |
| 77 | F150/250 (99) — — with ev/em —8 cyl. 351M, 400—Regular Cab and Super Cab "From Ser. Y00,001" | | | 1 |
| 77 | F350 (99) — — with ev/em— 8 cyl. 460—Super Cab | | | 1 |
| 77/78 | F100(99) — — with ev/em— Canada | | Use with aft axle fuel tank and leaded gas | 1 |
| 77 | F150/250(99) — — with ev/em— 6 cyl. 300—Regular Cab and Super Cab— "Before Ser. 080,000" | | Use with leaded gas | 1 |
| 77 | F350 (99) — — with ev/em— 6 cyl. 300—Super Cab— "Before Ser. 080,000" | | Use with leaded gas | 1 |
| 78/ | F350(99) — — with ev/em— Super Cab, Super Camper and Crew Cab | | | 1 |
| 79 | F350 (99) — — with ev/em— Regular Cab | | | 1 |
| 79 | F150/250 (99) — — with ev/em —Canada | | Use with aft axle fuel tank and leaded gas | 1 |

1973/79
TRUCK SERIES 100/500

| YEAR | MODEL/RESTRICTIONS | PART NUMBER | DESCRIPTION | QTY. |
|---|--|-------------|---|------|
| 9034 PIPE ASSY. (FUEL TANK FILLER) — Cont'd | | | | |
| 77/ | F100(99) — — 133",155" W/B— with ev/em—except Canada | D7TZ 9034-Z | Use with midship fuel tank | 1 |
| 77 | F150/250 (99) — — 133",155" W/B— with ev/em—8 cyl. 351M,400—Regular Cab and Super Cab—"Before Ser. Y00,001" | | | 1 |
| 77/78 | F350 (99) — — 140",155" W/B— with ev/em—8 cyl. 351M,400—Super Camper and Super Cab | | | 1 |
| 77 | F150/250 (99) — — 133",155" W/B— with ev/em—6 cyl. 300— Regular Cab and Super Cab— "From Ser. 080,000" | | Use with unleaded gas | 1 |
| 77 | F350 (99) — — 140",155" W/B— with ev/em—6 cyl. 300— Super Camper and Super Cab— "From Ser. 080,000" | | Use with unleaded gas | 1 |
| 77 | F350 (Crew Cab) (99) — — with ev/em—8 cyl. 351M,400 | | Use with midship fuel tank | 1 |
| 78/ | F150/250(99) — — with ev/em— Regular Cab and Super Cab | | Use with midship fuel tank | 1 |
| 78 | F350(Crew Cab) (99) — — with ev/em | | Use with midship fuel tank | 1 |
| 77 | F150/250 (99) — — 133",155" W/B— with ev/em—8 cyl. 460—Regular Cab and Super Cab | D7TZ 9034-T | Use with midship fuel tank | 1 |
| 77 | F350 (99) — — 140",155" W/B— with ev/em—8 cyl. 460— Super Camper and Super Cab | | | 1 |
| 77 | F100 (99) — — 133",155" W/B— with ev/em—Canada | | Use with midship fuel tank and leaded gas | 1 |
| 77 | F150/250 (99) — — 133",155" W/B— with ev/em—6 cyl. 300— Regular Cab and Super Cab — — "Before Ser. 080,000" | | Use with leaded gas | 1 |
| 77 | F150/250 (99) — — 133",155" W/B— with ev/em—8 cyl. 351M,400 —Regular Cab and Super Cab "From Ser. Y00,001" | | Use with leaded gas | 1 |
| 77 | F350 (99) — — 140",155" W/B— with ev/em—8 cyl. 351M,400 —Super Camper and Super Cab— "From Ser. Y00,001" | | Use with leaded gas | 1 |
| 77 | F350 (99) — — 140",155" W/B— with ev/em—6 cyl. 300— Super Camper and Super Cab— "Before Ser. 080,000" | | Use with leaded gas | 1 |
| 77 | F350 (Crew Cab) (99) — — with ev/em—6 cyl. 300 and 8 cyl. 460 | | Use with midship fuel tank | 1 |
| 78/ | F100/250 (99) — — 133" W/B—with ev/em—Regular Cab | | Use with midship fuel tank | 1 |
| 78/ | F100/250 (99) — — 155" W/B—with ev/em—Super Cab | | | 1 |
| 78/ | F350 (99) — — with ev/em Super Cab, Crew Cab and Super Camper | | | 1 |

1973/79
TRUCK SERIES 100/500

| YEAR | MODEL/RESTRICTIONS | PART NUMBER | DESCRIPTION | QTY. |
|--|---|--------------|-----------------------------|------|
| 9034 PIPE ASSY. (FUEL TANK FILLER) — Cont'd | | | | |
| 77 | F150/250 (99) -- 133",155" W/B-- without ev/em--Regular Cab and Super Cab | D7TZ 9034-Y | Use with midship fuel tank | 1 |
| 77 | F350 (99) -- 140",155" W/B-- without ev/em--Super Camper and Super Cab | | | 1 |
| 77 | F350 (Crew Cab) (99) -- with- out ev/em | | | 1 |
| 78 | F150(99) -- without ev/em --Regular Cab | | Use with midship fuel tank | 1 |
| 78 | F150/350(99) -- without ev/em Super Cab | | | 1 |
| 78 | F250(99) -- without ev/em-- Regular Cab | | | 1 |
| 78 | F350(99) -- without ev/em-- Super Camper | | | 1 |
| 78 | F350(Crew Cab) (99) -- with- out ev/em | | | 1 |
| 77/78 | F150/250 (99) -- without ev/em-- Regular Cab and Super Cab | D7TZ 9034-AA | Use with aft axle fuel tank | 1 |
| 77/78 | F350 (99) -- without ev/em-- Super Cab | | | 1 |
| 78 | F350(99) -- without ev/em --Super Camper | | | 1 |
| 77 | F350 (99) -- without ev/em-- Super Camper | D7TZ 9034-AB | Use with aft axle fuel tank | 1 |
| 77 | F350 (99) -- with ev/em-- Super Camper--8 cyl. 351M,400-- "Before Ser. Y00,001" | D7TZ 9034-AU | Use with aft axle fuel tank | 1 |
| 77 | F350 (99) -- with ev/em-- 6 cyl. 300--Super Camper-- "From Ser. 080,000" | | Use with unleaded gas | 1 |
| 77 | F350 (99) -- with ev/em-- Super Camper--8 cyl. 460 | D7TZ 9034-AC | Use with aft axle fuel tank | 1 |
| 77 | F350 (99) -- with ev/em-- 6 cyl. 300--Super Camper-- "Before Ser. 080,000" | | Use with leaded gas | 1 |
| 77 | F350 (99) -- with ev/em-- Super Camper--8 cyl. 351M,400 "From Ser. Y00,001" | | Use with leaded gas | 1 |
| 77/ | F100(99) -- 116",138" W/B-- with ev/em--except Canada-- Regular Cab and Super Cab | D7TZ 9034-AE | Use with midship fuel tank | 1 |
| 77 | F150/250 (99) -- 138" W/B--with ev/em--8 cyl. 351M,400--Super Cab-- "Before Ser. Y00,001" | | | 1 |
| 77 | F150/250 (99) -- 138" W/B-- with ev/em--6 cyl. 300-- Super Cab -- "From Ser. 080,000" | | Use with unleaded gas | 1 |
| 77 | F250 (Crew Cab) (99) -- with ev/em--8 cyl. 351M,400 | | Use with midship fuel tank | 1 |
| 77/ | F250(Crew Cab)(99) -- 4/W/D with ev/em | | Use with midship fuel tank | 1 |
| 78/ | F150/250(99) -- 138" W/B with ev/em--Super Cab | | use with midship fuel tank | 1 |

1973/79
TRUCK SERIES 100/500

| YEAR | MODEL/RESTRICTIONS | PART NUMBER | DESCRIPTION | QTY. |
|---|---|--------------|--|------|
| 9034 PIPE ASSY. (FUEL TANK FILLER) — Cont'd | | | | |
| 77 | F150/250 (99) — — 138" W/B— with ev/em—8 cyl. 460— Super Cab | D7TZ 9034-AD | Use with midship fuel tank | 1 |
| 77 | F150/250 (99) — — 116", 138" W/B— with ev/em—Regular Cab and Super Cab— "From Ser. Y00,001" | | | 1 |
| 77/78 | F100 (99) — — 116",138" W/B— with ev/em—Canada— Regular Cab and Super Cab | | Use with midship fuel tank and leaded gas | 1 |
| 77 | F150/250 (99) — — 138" W/B— with ev/em—6 cyl. 300— Super Cab "Before Ser. 080,000" | | Use with leaded gas | 1 |
| 77 | F250 (Crew Cab) (99) — — with ev/em—6 cyl. 300 and 8 cyl. 460 | | Use with midship fuel tank | 1 |
| 79 | F150/250 (99) — — 138" W/B—with ev/em—Super Cab | | Use with midship fuel tank and leaded gas | 1 |
| 79 | F250 (Crew Cab) (99) — — with ev/em—2/W/D | | Use with midship fuel tank and leaded gas | 1 |
| 77 | F150/250 (99) — — 116", 138" W/B— without ev/em—Super Cab | D7TZ 9034-AF | Use with midship fuel tank | 1 |
| 77/78 | F250(Crew Cab)(99) — — without ev/em | | | 1 |
| 78 | F150/250(99) — — 138" W/B without ev/em—Super Cab | | Use with midship fuel tank | 1 |
| 77 | F150/250 (83) — — without ev/em— Regular Cab and Super Cab | D7TZ 9034-AL | Use with midship fuel tank | 1 |
| 77 | F350 (80,86) — —with ev/em— 8 cyl. 351M,400— Regular Cab— and Super Cab— "Before Ser. Y00,001" | D7TZ 9034-AV | Use with midship fuel tank | 1 |
| 77 | F350(80,86) — — with ev/em— 6 cyl. 300—Regular Cab and Super Cab— "From Ser. 080,000" | | Use with unleaded gas | 1 |
| 77 | F350 (80,86) — —with ev/em— 8 cyl. 460—Regular Cab and Super Cab | D7TZ 9034-BJ | Use with midship fuel tank | 1 |
| 77 | F350(80,86) — — with ev/em —8 cyl. 351M,400—Regular Cab— "From Ser. Y00,001" | | Use with leaded gas | 1 |
| 77 | F350(80,86) — — with ev/em— 6 cyl. 300—Regular Cab and Super Cab— "Before Ser. 080,000" | | Use with leaded gas | 1 |
| 77 | F350 (80,86) — — without ev/em— Regular Cab and Super Cab | D7TZ 9034-BH | Use with midship fuel tank | 1 |

1973/79
TRUCK SERIES 100/500

| YEAR | MODEL/RESTRICTIONS | PART NUMBER | DESCRIPTION | QTY. |
|------|--|--------------|--|------|
| 9034 | PIPE ASSY. (FUEL TANK FILLER) — Cont'd | | | |
| 77 | F100 (81) — — with ev/em— except Canada | D7TZ 9034-BR | Use with midship fuel tank | 1 |
| 77 | F100 (81) — — with ev/em | | Use with aft axle fuel tank | 1 |
| 77 | F150/250 (81) — —with ev/em— 8 cyl. 351M,400—Regular Cab and Super Cab "Before Ser. Y00,001" | | Use with midship or aft axle fuel tank | 1or2 |
| 77 | F350 (81,84) — — with ev/em— 8 cyl. 351M,400—Regular Cab and Super Cab "Before Ser. Y00,001" | | Use with midship fuel tank | 1 |
| 77 | F350 (81) — — with ev/em— 8 cyl. 351M,400— Super Cab "Before Ser. Y00,001" | | Use with aft axle fuel tank | 1 |
| 77 | F150/250(81)—with ev/em— 6 cyl. 300—Regular Cab and Super Cab— "From Ser. 080,000" | | Use with midship or aft axle fuel tank and unleaded gas | 1or2 |
| 77 | F350(81,84) — — with ev/em— 6 cyl. 300—Regular Cab and Super Cab— "From Ser. 080,000" | | Use with midship fuel tank and un- leaded gas | 1 |
| 77 | F350(81) — — with ev/em— 6 cyl. 300—Super Cab— "From Ser. 080,000" | | Use with aft axle fuel tank and unleaded fuel | 1 |
| 77 | F250/350(Crew Cab)(81) — — with ev/em—8 cyl. 351M,400 | | Use with midship fuel tank | 1 |
| 77 | F250(Crew Cab)(81) — — 4/W/D —with ev/em | | Use with midship fuel tank | 1 |
| 77 | F150/250 (81) — — with ev/em— 8 cyl. 460—Regular Cab and Super Cab | D7TZ 9034-BS | Use with midship or aft axle fuel tank | 1or2 |
| 77 | F350 (81) — — with ev/em— 8 cyl. 460—Regular Cab and Super Cab | | Use with midship fuel tank | 1 |
| 77 | F350 (81) — — with ev/em—8 cyl. 460—Super Cab | | Use with aft axle fuel tank | 1 |
| 77 | F150/350(81) — — with ev/em —8 cyl. 351M,400 "From Ser. Y00,001" | | Use with midship or aft axle fuel tank and leaded gas | 1or2 |
| 77 | F100 (81) — — with ev/em—Canada | | Use with midship fuel tank and leaded gas | 1 |
| 77 | F150/250(81) — — with ev/em— 6 cyl. 300—Regular Cab and Super Cab—"Before Ser. 080,000" | | Use with midship or aft axle fuel tank and leaded gas | 1or2 |
| 77 | F350(81,84) — — with ev/em— 6 cyl. 300—Regular Cab and Super Cab— "Before Ser. 080,000" | | Use with midship fuel tank and leaded gas | 1 |
| 77 | F350(81) — — with ev/em— 6 cyl. 300—Super Cab— "Before Ser. 080,000" | | Use with aft axle fuel tank and leaded gas | 1 |
| 77 | F250/350(Crew Cab)(81) — — with ev/em—6 cyl. 300 and 8 cyl. 460 | | Use with midship fuel tank | 1 |
| 77 | F150/250 (81) — — without ev/em— Regular Cab and Super Cab | D7TZ 9034-BN | Use with midship or aft axle fuel tank | 1or2 |
| 77 | F350 (81) — — without ev/em— Regular Cab and Super Cab | | Use with midship fuel tank | 1 |
| 77 | F350 (81) — — without ev/em— Super Cab | | Use with aft axle fuel tank | 1 |
| 77 | F250/350(Crew Cab)(81) — — without ev/em | | Use with midship fuel tank | 1 |

1973/79
TRUCK SERIES 100/500

| YEAR | MODEL/RESTRICTIONS | PART NUMBER | DESCRIPTION | QTY. |
|---|--|---|--|------|
| 9034 PIPE ASSY. (FUEL TANK FILLER) — Cont'd | | | | |
| 77 | F150/250 (83) — with ev/em— 8 cyl. 351M,400— Regular Cab and Super Cab— "Before Ser. Y00,001" | D7TZ 9034-BM | Use with aft axle fuel tank | 1 |
| 77 | F100 (83) — with ev/em— Regular Cab and Super Cab | | | 1 |
| 77 | F150/250(83) — with ev/em— 6 cyl. 300—Regular Cab and Super Cab— "From Ser. 080,000" | | Use with unleaded gas | 1 |
| 77 | F150/250 (83) — with ev/em— 8 cyl. 460—Regular Cab and Super Cab | ★ D7TZ 9034-BL r/bD8TZ 9034-BL(1/79) | Use with aft axle fuel tank | 1 |
| 77 | F150/250 (83) — with ev/em —8 cyl. 351M, 400—Regular Cab and Super Cab— "From Ser. Y00,001" | | | 1 |
| 77 | F150/250(83) — with ev/em— 6 cyl. 300—Regular Cab and Super Cab— "Before Ser. 080,000" | | Use with leaded gas | 1 |
| 77/78 | F150/250 (83)— without ev/em— Regular Cab and Super Cab | D7TZ 9034-BK | Use with aft axle fuel tank | 1 |
| 77 | F150/350 — with ev/em— 8 cyl. 351M,400 "Before Ser. Y00,001" | D7TZ 9034-BG | Use with in cab fuel tank | 1 |
| 77 | F150/350 — with ev/em— 6 cyl. 300— "From Ser. 080,000" | | Use with unleaded gas | 1 |
| 77 | F250/350(Crew Cab) — with ev/em —6 cyl. 300 and 8 cyl. 351M,400 | | Use with in cab fuel tank | 1 |
| 77 | F150/350 — with ev/em— 8 cyl. 460 | D7TZ 9034-BF | Use with in cab fuel tank | 1 |
| 77 | F150/350 — with ev/em— 8 cyl. 351M,400 "From Ser. Y00,001" | | Use with leaded gas | 1 |
| 77 | F150/350 — with ev/em— 6 cyl. 300 "Before Ser. 080,000" | | Use with leaded gas | 1 |
| 77 | F250/350(Crew Cab) — with ev/em—8 cyl. 460 | | Use with in cab fuel tank | 1 |
| 77 | F150/350 — without ev/em | D7TZ 9034-BE | Use with in cab fuel tank | 1 |
| 77 | F250/350(Crew Cab) — without ev/em | | | 1 |
| 76/77 | E100— with ev/em—exc. Canada "From Ser. C75,000" | D7UZ 9034-J | Use with midship or aft axle fuel tank | 1or2 |
| 77 | E150/350 — with ev/em— 8 cyl. 351W— "Before Ser. Y00,001" | | | 1or2 |
| 77 | E150/350 — with ev/em— 6 cyl. 300— "From Ser. 080,000" | | Use with unleaded fuel | 1or2 |
| 77 | E150/350 — M/T—with ev/em —8 cyl. 351W— "From Ser.Y00,001" | | | 1 |
| 77 | E150/350 — with ev/em— 8 cyl. 460 | D7UZ 9034-L | Use with midship or aft axle fuel tank | 1or2 |
| 76 | E150/350 — with ev/em— "From Ser. C75,000" | | | 1 |
| 76/77 | E100 — Canada "From Ser. C75,000" | | Use with leaded fuel | 1 |
| 77 | E150/350 — with ev/em— 6 cyl. 300— "Before Ser. 080,000" | | Use with leaded fuel | 1or2 |
| 77 | E150/350 — A/T—with ev/em —8 cyl. 351W— "From Ser. Y00,001" | | | 1 |
| 76/77 | E150/350 — without ev/em— "From Ser. C75,000" | D7UZ 9034-K | Use with midship or aft axle fuel tank | 1or2 |

1973/79
TRUCK SERIES 100/500

| YEAR | MODEL/RESTRICTIONS | PART NUMBER | DESCRIPTION | QTY. |
|---|---|--------------|---|------|
| 9034 PIPE ASSY. (FUEL TANK FILLER) — Cont'd | | | | |
| 78/ | F100(83) — with ev/em— except Canada | D8TZ 9034-C | Use with midship fuel tank | 1 |
| 78/ | F150/250(83) — with ev/em— Regular Cab and Super Cab | | | 1 |
| 78 | F100(83) — with ev/em—Canada— Regular Cab and Super Cab | D8TZ 9034-G | Use with midship fuel tank and leaded gas | 1 |
| 79 | F150/250 (83) — with ev/em | | Use with midship fuel tank and leaded gas | 1 |
| 79 | F350 (83) — with ev/em—4/W/D | | Use with midship fuel tank and leaded gas | 1 |
| 78 | F150/250(83) — without ev/em —Regular Cab and Super cab | D8TZ 9034-H | Use with midship fuel tank | 1 |
| 78/ | F350(80,86) — with ev/em —Regular Cab | D8TZ 9034-K | Use with midship fuel tank | 1 |
| 78/ | F350(81) — with ev/em—Regular Cab—with opt. stake/platform fuel fill | | | 1 |
| 78 | F350(80,86) — without ev/em —Regular Cab | D8TZ 9034-M | Use with aft axle fuel tank | 1 |
| 78 | F350(81) — without ev/em— Regular Cab—with opt. stake/platform fuel fill | | | 1 |
| 78 | F350(80,86) — without ev/em —Regular Cab | D8TZ 9034-N | Use with midship fuel tank | 1 |
| 78 | F350(81) — without ev/em— Regular Cab—with opt. stake/platform fuel fill | | | 1 |
| 78/ | F350(80,86) — with ev/em —Regular Cab | D8TZ 9034-R | Use with aft axle fuel tank | 1 |
| 78/ | F350(81) — with ev/em—Regular Cab—with opt. stake/platform fuel fill | | | 1 |
| 78 | F150/350(81) — without ev/em— exc. F350 opt. stake/platform fuel fill | D8TZ 9034-Y | Use with aft axle fuel tank | 1 |
| 78 | F250/350(Crew Cab) (81) — 2/W/D—without ev/em | | Upper—use with midship or aft axle fuel tank | 1or2 |
| 78 | F150/350(81) — without ev/em— exc. F350 opt. stake/platform fuel fill | | Upper—use with midship fuel tank | 1 |
| 78/ | F100/250(81) — with ev/em | D8TZ 9034-E | Use with aft axle fuel tank | 1 |
| 78/ | F250/350(Crew Cab) (81) — 2/W/D—with ev/em | | Upper—use with midship or aft axle fuel tank | 1or2 |
| 78/ | F150/250(81) — with ev/em | | Upper—use with midship fuel tank | 1 |
| 78/ | F350(81) — with ev/em—exc. opt. stake platform fuel fill | D8TZ 9034-AA | Use with aft axle fuel tank | 1 |
| 78 | F100(81) — with ev/em—Canada | | Use with aft axle fuel tank and leaded fuel | 1 |
| 78/ | F350(81) — with ev/em—exc. opt. stake/platform fuel fill | | Upper—use with midship fuel tank | 1 |
| 78 | F100(81) — with ev/em—Canada | | Upper—use with midship fuel tank and leaded fuel | 1 |
| 79 | F150/250 (81) — with ev/em | | Use with midship or aft axle fuel tank and leaded fuel | 1or2 |
| 79 | F350 (81) — with ev/em —Regular Cab—4/W/D | | Use with midship fuel tank | 1 |
| 78/ | F350(81) — 160" W/B—with ev/em—or without ev/em Regular Cab— exc. opt. stake/platform fuel fill | D8TZ 9034-BG | Lower—use with midship fuel tank | 1 |

1973/79
TRUCK SERIES 100/500

| YEAR | MODEL/RESTRICTIONS | PART NUMBER | DESCRIPTION | QTY. |
|--|---|------------------|--|------|
| 9034 PIPE ASSY. (FUEL TANK FILLER) — Cont'd | | | | |
| 78/ | F100/250(81) -- with ev/em or without ev/em—Regular Cab | D8TZ 9034-BH | Lower—use with midship fuel tank | 1 |
| 78/ | F100/350(81) -- with ev/em or without ev/em—Super Cab | | | 1 |
| 78/ | F250/350(81) (Crew Cab) -- with ev/em or without ev/em | | | 1 |
| 78/ | F350(81) -- 136" W/B—with or without ev/em—exc. opt. stake/platform fuel fill | | | 1 |
| 78/ | E250/350(Cutaway) -- with ev/em | D8TZ 9034-BJ | Use with midship or aft axle fuel tank | 1or2 |
| 78 | F100(83) -- with ev/em—Canada | D8TZ 9034-BL | Use with aft axle fuel tank and leaded fuel | 1 |
| 79 | F150/250 (83) -- with ev/em | | Use with aft axle fuel tank and leaded fuel | 1 |
| 79 | F350 (83) -- with ev/em—4/W/D | | Use with aft axle fuel tank and leaded fuel | 1 |
| 78/ | F100(83) -- with ev/em—exc. Canada | D8TZ 9034-BM | Use with aft axle fuel tank and unleaded fuel | 1 |
| 78/ | F150/250(83) -- with ev/em | | | 1 |
| 78/ | E150/350 -- exc. Calif. | D8TZ 9034-BR | Use with midship or aft axle fuel tank and leaded fuel | 1or2 |
| 78 | E350 -- Calif emission | | Use with midship or aft axle fuel tank and leaded fuel | 1or2 |
| 78 | E100 -- Canada | | Use with midship or aft axle fuel tank and leaded fuel | 1or2 |
| 78/ | E100 -- with ev/em—exc. Canada | D8TZ 9034-EN | Use with midship or aft axle fuel tank—without leaded fuel | 1or2 |
| 78/ | E150/250 -- with ev/em—Calif. | | Use with midship or aft axle fuel tank—without leaded fuel | 1or2 |
| 73/ | F250(83) -- 2/W/D | 20348-S2 | (B-77)—bolt (fuel filler pipe bracket to body side panel)—hex. head—3/8"—16 x 3/4" | 2 |
| 73/ | F100(83) | | | 2 |
| | | 383406-S100 | (MM-173-MY)—nut—locking—hex.—3/8"—16 | |
| | | 376575-S7-8 | (MM-173-H)—nut—locking—3/8"—16 | 2 |
| 73/ | F100(83) | 375474-S8 | (MM-120-B)—nut (pipe assy. to body)—rivet type—3/8"—16—used with auxiliary under-cab fuel tank | 2 |
| 73/ | F250(83) -- 2/W/D | | | 2 |
| 73/ | F100/250(83) -- 2/W/D | 304646-S8 | (B-42-A)—bolt (fuel tank filler pipe to body side panel)—hex. head—1/4"—20 x 3/4" | 3 |
| | | ★34975-S2 | Nut—hex. lock—1/4"—20 | |
| 73/ | E100/300 | 51764-S8 | (U-366)—screw (fuel tank filler pipe to body)—pan head—cross recessed—tapping—No. 8—32 x 1/2" | 3 |
| 73/ | F100/350 | | | 3 |
| 9A036 SHIELD (FUEL TANK SENDER) | | | | |
| 77/ | F250(Crew Cab) -- 4/W/D | D7TZ 9A036-A | Use with midship fuel tank | 1 |
| 78 | F150/250 -- 4/W/D—Regular Cab | | | 1 |
| 79 | F150/350 -- 4/W/D—Regular Cab | | | 1 |
| 77 | F250 -- 4/W/D | 52720-S8 | (U-380)—screw (shield to reinforcement)—pan head—cross recessed self—tapping No. 8 — 18 x 3/8" | 6 |
| 78 | F150/250 -- 4/W/D | | | 6 |
| 79 | F150/350 -- 4/W/D | | | 6 |
| 9K036 SHIELD ASSY. (FUEL TANK STONE) | | | | |
| 75/ | E100/350 -- 138",158" W/B | D5UZ 9K036-A | Use with midship fuel tank | 1 |
| 78/ | E250/350 -- Cutaway | | Used for dunnage | 1 |
| 9K037 BRACKET (FUEL TANK GUARD) | | | | |
| 76/77 | B500 "From Ser. C75,000" | D6HZ 9K037-A | # D7HT 9K037-AA—use with 30 or 60 gallon frame mounted fuel tank | 2 |
| 9040 BRACKET (FUEL TANK FILLER PIPE) | | | | |
| 73/77 | F350(80, 86) | D3TZ 9040-A | Use with midship inside frame fuel tank | 1 |
| 73 | F100(99) | ★ D3TZ 9040-B | Use with aft axle fuel tank | 1 |
| 73 | F250(99) -- 2/W/D | Not repl. (6/78) | | 1 |
| 73/ | F100/350(99) -- 2/W/D | D3TZ 9040-C | Use with midship inside frame fuel tank | 1 |
| 73/76 | F250/350(99)(Crew Cab) | | Use with 17 gallon frame mounted tank | 1 |
| 75/78 | E100/350(exc. Cutaway) | D5UZ 9040-A | Use with midship or aft axle fuel tank | 1or2 |
| 78/ | F350(80,86) -- 2/W/D | D8TZ 9040-B | Use with aft axle fuel tank | 1 |
| 78/ | F350(81) -- with opt. stake/platform fuel fill | | | 1 |

1973/79
TRUCK SERIES 100/500

SECTION 90 19

| YEAR | MODEL/RESTRICTIONS | PART NUMBER | DESCRIPTION | QTY. |
|--|---|-----------------------------------|---|------|
| 9040 BRACKET (FUEL TANK FILLER PIPE) — Cont'd | | | | |
| 78/ | F350(80,86) — 2/W/D | D8TZ 9040-E | Use with midship inside frame fuel tank | 1 |
| 78/ | F350(81) — with opt. stake/platform fuel fill | | | 1 |
| 73/ | F350(80, 86) | 354135-S7-8 | (BB-155-A)-bolt-hex. head (attach brackets)-hex. head-3/8"-16 x 1 1/8" | 2 |
| | | 383406-S100 | (MM-173-MY)-nut-hex. locking-3/8"-16 | 2 |
| 9A041 BRACKET (FUEL TANK SUPPORT REAR) | | | | |
| 73/76 | F100/250 — 2/W/D | D3TZ 9A041-A | Use with midship inside frame fuel tank | 1 |
| 73/76 | F350 — 160" W/B | ★ D3TZ 9A041-C | L.H.-use with midship inside frame fuel tank | 1 |
| 73/76 | F350(Super Camper) | Not repl.(3/79) | | 1 |
| 73/76 | F350 — 136" W/B | ★ D3TZ 9A041-D | R.H.-use with midship inside frame fuel tank | 1 |
| 73/76 | F350(Super Camper) | Not repl.(3/79) | | 1 |
| 74/ | F100/350(Super Cab) | D4TZ 9A041-A | L.H.-# D4TA 9A041-AA,AB-use with midship inside frame fuel tank | 1 |
| 77/ | F100 — 116",133" W/B- Regular Cab | D7TZ 9A041-F | Use with midship fuel tank | 1 |
| 77/ | F150/250 — 2/W/D-exc. Crew Cab | | | 1 |
| 77/ | F350 — 136",160" W/B- Regular Cab | D7TZ 9A041-G | Use with midship fuel tank | 1 |
| 77/ | F350 — 140" W/B-Super Camper | | | 1 |
| 77/ | F250/350(Crew Cab) — 2/W/D | | | 1 |
| 77/ | F250(Crew Cab) — 4/W/D | D7TZ 9A041-H | Rear — use with midship inside frame fuel tank | 1 |
| 9046 BRACKET ASSY. (FUEL TANK) | | | | |
| 73/77 | F500, P350/500 | B9T 9046-C | Use with 18 or 30 gallon side mounted tank | 2 |
| 73/76 | B500 "Before Ser. C75,000" | | | 2 |
| 76/77 | B500 "From Ser. C75,000" | D6HZ 9046-D | # D7HT 9046-DB-use with 30 or 60 gallon fuel tank | 2 |
| 73/74 | E100/300 | C8UZ 9046-A | Rear | 2 |
| 73/74 | E100/300 | ★ D0UZ 9046-A Not repl. (6/78) | Kit (fuel tank support bracket)-front-consists of (1) D0UB 9B005-A bracket-L.H., (1) D0UB 9066-A bracket-R.H. | 1 |
| 73/77 | F500 | D3TZ 9046-B | Lower-use with in cab tank | 2 |
| 73 | F250 — 4/W/D | | | 2 |
| 73 | F350 (exc. Super Camper) | | | 2 |
| 74/77 | F100/350 | | | 2 |
| 73/76 | F100 — 2/W/D-117",133" W/B | ★ D3TZ 9046-A Not repl.(3/79) | Use with midship inside frame fuel tank | 1 |
| 73/74 | M450/500 — without ev/em | D3HZ 9046-F | Front-use with 60 gallon fuel tank | 1 |
| 73/74 | M450/500 — without ev/em | D3HZ 9046-G | Rear-use with 60 gallon fuel tank | 1 |
| 74/76 | M450/500 — with ev/em | D4TZ 9046-B | Use with 60 gallon fuel tank | 2 |
| 77/ | F100 — 116" W/B | D7TZ 9046-A | # D7TA 9A022-AA-use with midship inside frame fuel tank | 1 |
| 75/ | E100/350 — 138" W/B-exc. Cutaway | D7UZ 9046-A | Rear | 2 |
| 73/77 | F500 | ★ 57481-S2 | Screw and washer assy. (bracket to floor pan)-hex. head-7/16"-14 x 1"-use with in cab tank | 2 |
| 73/77 | F250 — 4/W/D | | | 2 |
| 73/77 | F350(exc. Super Camper) | | | 2 |
| 73/77 | B-F500(84, 85) | 20387-S8 | (B-157)-bolt (fuel tank bracket to frame)-5/16"-24 x 1" | 8 |
| 73/77 | P500 | | Use with 30 gallon tank | 8 |
| | | 33798-S8 | (M-62)-nut-5/16"-24 | |
| | | 34806-S7 | (X-64)-lockwasher-5/16" | |
| | | 44722-S8 | (X-19)-washer-flat-5/16" | |
| 73/77 | B-F500, P350/500 | ★ 56122-S2 | Bolt (bracket to frame)-hex. head-5/16"-18 x 1 1/4"-use with 30 gallon frame mounted tank | 8 |
| | | 34976-S4 | (M-89-CA)-nut-hex.locking-5/16"-18 | |

1973/79
TRUCK SERIES 100/500

| YEAR | MODEL/RESTRICTIONS | PART NUMBER | DESCRIPTION | QTY. |
|---|--|--|---|------|
| 9047 HOSE (FUEL TANK TO FILLER PIPE) | | | | |
| 73/76 | P350 -- without ev/em | C1TB 9047-A | 1 13/16" I.D. x 3 5/8" long--use with 17 gallon tank | 1 |
| 73/77 | F500(81) | | Use with in cab fuel tank | 1 |
| 73 | F250 -- 4/W/D | | | 1 |
| 73 | F350(exc. Super Camper) | | | 1 |
| 73/77 | F250/350 (Crew Cab) (exc. 99) | | Use with 17 gallon frame mtd. fuel tank | 1 |
| 74/77 | F100/350 | | Use with in cab fuel tank | 1 |
| 74/76 | F250/350 (Crew Cab) (99) | D3TZ 9047-H | Elbow (upper)--use with 17 gallon frame mtd. fuel tank | 1 |
| 73/76 | F250/350 (Crew Cab) (99) | D3TZ 9047-G | Elbow (lower)--use with 17 gallon frame mtd. fuel tank | 1 |
| 73/77 | B-F500, P350/500 -- without ev/em | ★ C40Z 9047-B r/bD7TZ 9047-G(10/77) | 2 1/4" I.D. x 6 13/16" long--cut to suit--use with 30 gallon tank | 1 |
| 73/74 | E100/300 | C8UZ 9047-A | 2" I.D. | 1 |
| 73/75 | F350 (Super Camper) "Before Ser. V80,001" | D3TZ 9047-A | Use with aft axle fuel tank | 1 |
| 73/74 | F250(81,83,99)(Regular Cab) -- 2/W/D--without ev/em | ★ D3TZ 9047-C r/bD5TZ 9047-A (2/77) | Use with aft axle fuel tank | 1 |
| 74 | F250/350(Super Cab) -- without ev/em | | | 1 |
| 73/74 | F100(81,83,99)(Regular Cab) -- with ev/em | ★ D3TZ 9047-E | Use with aft axle fuel tank | 1 |
| 73/74 | F250(81,83,99)(Regular Cab) -- 2/W/D-- with ev/em | r/bD5TZ 9047-B(10-75) | | 1 |
| 74 | F250/350(Super Cab) -- with ev/em | | | 1 |
| 73/74 | F100(81, 83, 99) -- 2/W/D-- with ev/em | D3TZ 9047-B | Use with midship inside frame fuel tank | 1 |
| 73/74 | F250/350 -- 2/W/D--with ev/em | | | 1 |
| 73/75 | F250/350 -- 2/W/D--without ev/em "Before Ser. W00,001" | D3TZ 9047-D | Use with midship inside frame fuel tank | 1 |
| 74/75 | F250/350(Super Cab) -- without ev/em "Before Ser. W00,001" | ★ D4TZ 9047-A r/bD5TZ 9047-E(10-75) | Use with midship fuel tank | 1 |
| 74 | F100/250(Super Cab) -- with ev/em | ★ D4TZ 9047-B r/bD5TZ 9047-F(10-75) | Use with midship fuel tank | 1 |
| 73/77 | P350/500 -- with ev/em | D3TZ 9047-F | 2 3/4" I.D. x 5" long--use with 30 gallon fuel tank | 1 |
| 75/77 | F350(Super Camper) -- without ev/em -- "From Ser. W00,001" | D5TZ 9047-G | Use with aft axle fuel tank | 1 |
| 75/78 | F150/350(Super Cab) -- without ev/em | D5TZ 9047-A | Use with aft axle fuel tank | 1 |
| 75/77 | F150/250(Regular Cab) (81,83,99) -- without ev/em | | | 1 |
| 78 | F150/250(Regular Cab) (83,99) -- without ev/em | | | 1 |
| 75/77 | F150/350(Regular Cab) -- 2/W/D without ev/em -- "From Ser. W00,001" | D5TZ 9047-D | Use with midship fuel tank | 1 |
| 75/78 | F350(Super Camper) -- without ev/em -- "From Ser. W00,001" | | | 1 |
| 77/78 | F250/350(99)(Crew Cab) -- with- out ev/em | | | 1 |
| 78 | F150/250(83,99)(Regular Cab and Super Cab) -- without ev/em | | | 1 |
| 75/78 | F150/350(Super Cab) -- without ev/em -- "From Ser. W00,001" | D5TZ 9047-E | Use with midship fuel tank | 1 |
| 75/77 | F100/350(Super Cab) -- with ev/em | D5TZ 9047-B | Use with aft axle fuel tank | 1 |
| 75/77 | F100/250(Regular Cab) -- with ev/em | | | 1 |
| 78/ | F100/250(Regular Cab) (83,99) -- with ev/em | | | 1 |
| 78/ | F100/350(Super Cab) (83,99) -- with ev/em | | | 1 |
| 79 | F350(99)(Regular Cab) -- 4/W/D--with ev/em | | | 1 |
| 75/ | F150/350(99)(Super Cab) -- with ev/em | D5TZ 9047-F | Use with midship fuel tank | 1 |

1973/79
TRUCK SERIES 100/500

| YEAR | MODEL/RESTRICTIONS | PART NUMBER | DESCRIPTION | QTY. |
|--|--|--|---|------|
| 9047 HOSE (FUEL TANK TO FILLER PIPE) — Cont'd | | | | |
| 75/77 | F100/350(Regular Cab) -- 2/W/D--with ev/em | D5TZ 9047-C | Use with midship fuel tank | 1 |
| 75/ | F350(Super Camper) -- with ev/em | | | 1 |
| 77/ | F250/350(99)(Crew Cab) -- with ev/em | | | 1 |
| 78/ | F100/250(83,99)(Regular Cab and Super Cab) -- with ev/em | | | 1 |
| 75/76 | E100/350 -- exc. Cutaway-- "Before Ser. C75,000" | D5UZ 9047-A | # D5UA 9047-AA,AB -- hose and clamp assy. (moulded)--use with midship fuel tank | 1 |
| 75/76 | E100/350 -- 138" W/B -- exc. Cutaway "Before Ser. C75,000" | ★ D5UZ 9047-B r/bD7UZ 9047-F (7/77) | # D5UA 9047-BA,BB -- use with aft axle fuel tank | 1 |
| 75/76 | E250/350 -- Cutaway-- "Before Ser. C75,000" | ★ D5UZ 9047-C r/bD7UZ 9047-G (3/77) | # D5UA 9047-DC--use with aft axle fuel tank | 1 |
| 75/76 | E250/350 -- Cutaway-- "Before Ser. C75,000" | D5UZ 9047-D | # D5UA 9047-EB -- use with midship fuel tank | 1 |
| 76/ | E100/350 -- exc. Cutaway-- "From Ser. C75,000" | D7UZ 9047-E | Hose and clamp assy--use with midship fuel tank | 1 |
| 76/ | E100/350 -- exc. Cutaway-- "From Ser. C75,000" | D7UZ 9047-F | # D7UA 9047-FA--use with aft axle fuel tank | 1 |
| 76/ | E250/350 -- Cutaway-- "From Ser. C75,000" | D7UZ 9047-G | # D7UA 9047-GA--use with aft axle fuel tank | 1 |
| 76/ | E250/350 -- Cutaway-- "From Ser. C75,000" | D7UZ 9047-H | # D7UA 9047-HA--use with midship fuel tank | 1 |
| 77/78 | F250 -- 4/W/D -- with ev/em-- "From Ser. Y20,000" | D7TZ 9047-A | Hose assy.--use with midship fuel tank | 1 |
| 78/ | F150/250 (83,99) (Regular Cab) -- 4/W/D--with ev/em | | | 1 |
| 78 | F250 (83,99) (Crew Cab) -- 4/W/D--with ev/em | | | 1 |
| 77 | F250 -- 4/W/D -- without ev/em-- "From Ser. Y20,000" | D7TZ 9047-B | Hose assy.--use with midship fuel tank | 1 |
| 78 | F150/250 (83,99) (Regular Cab) -- 4/W/D--with ev/em | | | 1 |
| 78 | F250 (83,99) (Crew Cab) -- 4/W/D -- with ev/em | | | 1 |
| 77/ | F250/350(Crew Cab) -- 2/W/D | D7TZ 9047-G | # D7TS 9047-AA--lower--use with midship fuel tank-- 2 1/4" I.D. x 13" long | 1 |
| 78/ | F350 (80,86) (Regular Cab) -- with ev/em | D8TZ 9047-A | # D8TA 9A116-ADA--use with midship fuel tank | 1 |
| 78/ | F350 (81) (Regular Cab) -- with ev/em--with opt. stake/platform fuel fill | | | 1 |
| 78 | F350 (80,86) (Regular Cab) -- without ev/em | D8TZ 9047-B | # D8TA 9A116-AEA--use with midship fuel tank | 1 |
| 78 | F350 (81) (Regular Cab) -- without ev/em--with opt. stake/platform fuel fill | | | 1 |
| 78 | F350 (80,86) (Regular Cab) -- without ev/em | D8TZ 9047-E | # D8TA 9A116-EA--use with aft axle fuel tank | 1 |
| 78 | F350 (81) (Regular Cab) -- without ev/em--with opt. stake/platform fuel fill | | | 1 |
| 78/ | F350 (80,86) (Regular Cab) -- with ev/em | D8TZ 9047-F | # D8TA 9A116-FA--use with aft axle fuel tank | 1 |
| 78/ | F350 (81) (Regular Cab) -- with ev/em--with opt. stake/platform fuel fill | | | 1 |
| 78/ | F350 (99) (Super Camper) -- with ev/em | D8TZ 9047-G | # D8TA 9A116-GA,GB--use with aft axle fuel tank | 1 |
| 79 | F250/350(99) (Crew Cab) -- with ev/em | | | 1 |

1973/79
TRUCK SERIES 100/500

| YEAR | MODEL/RESTRICTIONS | PART NUMBER | DESCRIPTION | QTY. |
|---|---|----------------|--|------|
| 9047 HOSE (FUEL TANK TO FILLER PIPE) — Cont'd | | | | |
| 78 | F350 (99) (Super Camper) -- without ev/em | D8TZ 9047-H | #D8TA 9A116-HA—use with aft axle fuel tank | 1 |
| 78 | F150/350 (81) (Regular Cab, and Super Cab) -- without ev/em—exc. F350 opt. stake/platform fuel fill | D8TZ 9047-J | Hose assy.—upper —use with midship fuel tank | 1 |
| 78 | F250/350 (81) (Crew Cab) -- without ev/em | | | 1 |
| 78/ | F100/350 (81) (Regular Cab and Super Cab) -- with ev/em—exc. F350 opt. stake/platform fuel fill | D8TZ 9047-K | Hose assy.— upper—use with midship fuel tank | 1 |
| 78/ | F250/350 (81) (Crew Cab) -- with ev/em | | | 1 |
| 78 | F150/350 (81) (Regular Cab and Super Cab) -- without ev/em—exc. F350 opt. stake/platform fuel fill | D8TZ 9047-L | Hose assy.— lower—use with midship fuel tank | 1 |
| 78 | F250/350 (81) (Crew Cab) -- without ev/em | | | 1 |
| 78/ | F100/350(81)(Regular Cab and Super Cab) -- with ev/em—exc. F350 opt. stake/platform fuel fill | D8TZ 9047-M | Hose assy.— lower—use with midship fuel tank | 1 |
| 78/ | F250/350(81)(Crew Cab) -- with ev/em | | | 1 |
| 78 | F150/250(81)(Regular Cab and Super Cab) -- without ev/em | D8TZ 9047-N | Hose assy. —use with aft axle fuel tank | 1 |
| 78 | F350(81)(Super Cab) -- without ev/em | | | 1 |
| 78 | F250/350(81)(Crew Cab) -- without ev/em | | | 1 |
| 78/ | F100/250(81)(Regular Cab and Super Cab) -- with ev/em | D8TZ 9047-P | Hose assy.—use with aft axle fuel tank | 1 |
| 78/ | F350(81)(Super Cab) -- with ev/em | | | 1 |
| 78/ | F250/350(81)(Crew Cab) -- with ev/em | | | 1 |
| 79 | F350(81)(Regular Cab) -- 4/W/D—with ev/em | | | 1 |
| 78 | F350(81)(Regular Cab) -- without ev/em—with opt. stake/platform fuel fill | D8TZ 9047-R | Hose assy.—use with aft axle fuel tank | 1 |
| 78/ | F350(81)(Regular Cab) -- with ev/em — 2/W/D—exc. opt. stake/platform fuel fill | D8TZ 9047-S | Hose assy.—use with aft axle fuel tank | 1 |
| 79 | F250/350(81)(Crew Cab) -- 2/W/D—with ev/em | | | 1 |
| 73/ | F100/500, P350/500 | C9AZ 8287-B | *YF-234—clamp assy. (filler hose)—adjustable—2 1/16" I.D. to 3" I.D. | 2 |
| 9049 TUBE (FUEL TANK VENT) | | | | |
| 73/74 | F250 -- with ev/em | ★ D3TA 9049-CA | 5/8" dia. x 20 3/4" long—make from 8C 2269-C tubing—use with in cab fuel tank | 1 |
| 73/74 | F350(exc. Super Camper) -- with ev/em | | | 1 |
| 73/74 | F500 -- with ev/em | | | 1 |
| 75/77 | F100/350 | | | 1 |
| 75/77 | F500 | | | 1 |
| 9049 TUBE (AUXILIARY FUEL TANK VENT HOSE COUPLING) | | | | |
| 74/77 | F250 -- 2/W/D, F350(Crew Cab)(99) "From Ser. U60,001" | D4TZ 9049-A | 3/4" dia. x 2 1/4" long—use with 17 gallon frame mounted tank and standard in cab tank | 1 |

1973/79
TRUCK SERIES 100/500

SECTION 90 23

| YEAR | MODEL/RESTRICTIONS | PART NUMBER | DESCRIPTION | QTY. |
|---|--|-----------------|--|------|
| 9A050 SWITCH ASSY. (FUEL TANK SELECTOR) | | | | |
| 73/74 | F100/350 | D3TZ 9A050-A | # D3TB 9A050-AA-use with dual fuel tanks-3 terminals | 1 |
| 75/ | F100/350 | D5TZ 9A050-A | # D5TB 9A050-AA-use with dual fuel tanks-5 terminals | 1 |
| 75/ | E100/350 | D3TZ 9A050-B | # D3TB 9A050-BA-use with dual fuel tanks | 1 |
| 73/ | F100/350 | 376389-S101 | (UU-82-D)-screw (switch to instrument panel heater opening control cover retainer)-pan head-cross recessed-tapping-No. 8-18 x 3/4" | 1 |
| 9053 SUPPORT (FUEL TANK)-Also refer to groups 9061, 9063, 9065 | | | | |
| 73/75 | F350 -- 136" W/B | ★ C7TZ 9053-B | Rear-use with midship inside frame fuel tank | 1 |
| 73/75 | F350(Super Camper) | Not repl.(3/79) | | 1 |
| 73/76 | P350 -- 104" W/B | 21C 9053 | Use with standard 17 gallon tank-14 7/8" long | 2 |
| 73/76 | F250/350 (Crew Cab) | | Use with 17 gallon frame mtd. fuel tank | 2 |
| 73/ | F100/150 | D3TZ 9053-A | Use with aft axle fuel tank | 2 |
| 73/ | F250(Regular Cab, Super Cab) | | | 2 |
| 74/77 | F350(Super Cab) | | | 1 |
| 79 | F250 (Crew Cab) -- 4/W/D | | | 2 |
| 79 | F350 (Super Cab) | | | 2 |
| 79 | F350 (Regular Cab) -- 4/W/D | | | 2 |
| 73/ | F350 (Regular Cab, Super Camper) | D3TZ 9053-B | Use with midship fuel tank | 1 |
| 73/76 | F350(Super Camper) | D3TZ 9053-C | Used as No. 5 frame cross member | 1 |
| 76 | F350 -- 136" W/B | D6TZ 9053-C | Rear-use with midship inside frame fuel tank | 1 |
| 76 | F350(Super Camper) | | | 1 |
| 77/ | F350 -- 136" W/B | D7TZ 9053-E | # D7TA 9061-EA-use with midship fuel tank | 1 |
| 77/ | F350 (Super Camper) | | | 1 |
| 77/ | F250/350(Crew Cab) -- 2/W/D | D7TZ 9053-A | Front-use with midship fuel tank | 1 |
| 77/ | F250 (Crew Cab) -- 4/W/D | D7TZ 9053-B | Front-use with dual mounted aft. axle and midship fuel tanks-33" long | 1 |
| 78/ | F100/250 (Super Cab) -- 2/W/D-138" W/B | D8TZ 9053-B | Used as No. 5 frame cross member | 1 |
| 78/ | F150/250 (Super Cab) -- 4/W/D-155" W/B | | | 1 |
| 78/ | F250 (Regular Cab) -- 4/W/D-133" W/B | | | 1 |
| 78/ | F350 (Regular Cab, Super Camper) | | | 1 |
| 78/ | F250/350(Crew Cab) -- 2/W/D | | Use with midship fuel tank | 1 |
| 73/ | F100 | 56340-S2 | (B-323)-bolt (support assy. to frame cross member)-hex. washer head-(UBS)-3/8"-16 x 1 5/32" | 4 |
| 73/ | F250 -- 2/W/D | | -use with aft axle tank | 4 |
| 77 | F250 -- 4/W/D | 383107-S36 | (BB-545-EY)-bolt (support to frame crossmember)-hex washer head - 3/8"-16 x 1" | 4 |
| 78 | F150/250 -- 4/W/D | | | 4 |
| 79 | F150/350 -- 4/W/D | | | 4 |
| | | 44727-S8 | (X-24)-washer-flat-3/8" | |
| | | 382802-S2 | (MM-173-JB)-nut-hex. lock-3/8"-16 | |
| 73/ | F100/350, P350/500(82, 84, 85) | 351428-S7 | (XX-166)-washer (support to frame)-flat-7/16" | AR |
| 73/ | F350(Super Camper) | ★304724-S2 | Bolt (support to frame)-hex. head-7/16"-14 x 1 1/4" | 1 |
| | | | -use with midship inside frame fuel tank | |
| | | 382401-S | (MM-284-E)-nut and retainer assy.-locking-7/16"-14 | |
| 9054 STRAP ASSY. (FUEL TANK)-also refer to group 9092 | | | | |
| 73/77 | F500, P350/500, M450/500 | C1TZ 9054-A | 1 1/4" wide x 27 7/8" long-less bolts-5/16"-18 x 1 3/4"-bolt both ends-use with 18 or 30 gallon frame mounted tank | 2 |
| 73/76 | B500-"Before Ser. C75,000" | | | 2 |
| 76/77 | B500-"From Ser. C75,000" | D6HZ 9054-A | # D7HT 9054-AB-use with 30 or 60 gallon frame mounted fuel tank | 2 |
| 73/76 | F350 (Regular Cab) -- 136" W/B | DOTZ 9054-C | Rear-use with midship inside frame fuel tank | 1 |
| 73/76 | F350(Super Camper) | ★ D3TZ 9054-A | Rear-use with midship inside frame fuel tank | 1 |
| | | Not repl.(3/79) | | |

OCTOBER, 1979

COPYRIGHT © 1979-

FORD MOTOR
COMPANY

-DEARBORN, MICHIGAN

NEW ISSUE

1973/79
TRUCK SERIES 100/500

| YEAR | MODEL/RESTRICTIONS | PART NUMBER | DESCRIPTION | QTY. |
|---|---|--------------|---|------|
| 9054 STRAP ASSY. (FUEL TANK)-also refer to group 9092 - Cont'd | | | | |
| 73/ | F350(Super Camper) | D3TZ 9054-B | Front-use with midship inside frame fuel tank | 1 |
| 73/ | F350 (Regular Cab) -- 160" W/B | | | 1 |
| 79 | F350 (81) -- Regular Cab-136" W/B | | | 1 |
| 73/ | F100/250 (Regular Cab) -- 2/W/D | D3TZ 9054-C | Front-use with midship inside frame fuel tank | 1 |
| 73/78 | F350 (Regular Cab) -- 136" W/B | | | 1 |
| 79 | F350 (80,86) -- Regular Cab-136" W/B | | | 1 |
| 73/76 | F100/250 (Regular Cab) -- 2/W/D | D3TZ 9054-D | Rear-use with midship inside frame fuel tank | 1 |
| 73/76 | F350 -- 160" W/B | D0TZ 9054-E | Rear-use with midship inside frame fuel tank | 1 |
| 74/76 | M450/500 -- with ev/em | D4TZ 9054-A | Use with 60 gallon fuel tank | 2 |
| 74/ | F100/350 (Super Cab) | D4TZ 9054-C | # D4TA 9054-CA-front - use with midship fuel tank | 1 |
| 74/ | F100/350 (Super Cab) | D4TZ 9054-D | # D4TA 9054-DA,DB-rear - use with midship fuel tank | 1 |
| 75/76 | E100/350- "Before Ser. C75,000" | D5UZ 9054-A | Use with midship fuel tank | 2 |
| 77/ | F350 -- 160" W/B | D7TZ 9054-E | Rear-use with midship fuel tank | 1 |
| 77/ | F350(Crew Cab) | | | 1 |
| 77/ | F250(Crew Cab) | | Drill as required | 1 |
| 76/ | F100 -- 116",133" W/B- "From Ser. C75,000" | D7TZ 9054-D | Rear-use with midship fuel tank | 1 |
| 76/ | F150 -- 133" W/B- "From Ser. C75,000" | | | 1 |
| 76/ | F250 (Regular Cab) -- 2/W/D | | | 1 |
| 76/ | F350 -- 136" W/B- "From Ser. C75,000" | | | 1 |
| 76/ | F350 (Super Camper) "From Ser. C75,000" | | | 1 |
| 77/ | F250(Crew Cab) -- 2/W/D | | | 1 |
| 77/ | E100/350 | D7UZ 9054-D | Use with midship fuel tank | 2 |
| 77 | F350(Crew Cab) | D7TZ 9054-B | # D7TS 9054-BA - front-use with midship fuel tank | 1 |
| 77 | F250(Crew Cab) -- 2/W/D | D7TZ 9054-C | # D7TS 9054-CA - front-use with midship fuel tank | 1 |
| 77 | F250 -- 4/W/D | D7TZ 9054-F | # D7TA 9055-AA,AB-front-use with midship fuel tank (see 9K134 for rear strap) | 1 |
| 78 | F150/250 -- 4/W/D | | | 1 |
| 79 | F150/350 -- 4/W/D | | | 1 |
| 77/ | F250 (Crew Cab) -- 4/W/D | D7TZ 9054-H | # D7TS 9054-EA, D8TS 9054-DA-front-use with midship fuel tank | 1 |
| 77/ | F250 (Crew Cab) -- 4/W/D | D7TZ 9054-J | # D7TS 9057-AA- rear-use with midship fuel tank | 1 |
| 78/ | F350(Crew Cab) | D8TZ 9054-B | # D8TS 9054-BA - front-use with midship fuel tank | 1 |
| 78/ | F250(Crew Cab) -- 2/W/D | D8TZ 9054-C | # D8TS 9054-CA - front-use with midship fuel tank | 1 |
| 73/76 | F350(Super Camper) | 42998-S8 | (B-252-A)-bolt (strap to support)-hex. head-slotted-3/8"-16 x 1" use w/midship inside frame fuel tank | 1 |
| | | ★382280-S100 | Rivnut | |
| 73/ | F100/350, P350/500(84, 85) | 20349-S8 | (B-170)-bolt (strap to support)-3/8"-24 x 3/4"-not used with 30 gallon tank | 4 |
| | | 34370-S8 | (M-99)-nut-lock-3/8"-24 | |
| | | ★34030-S8 | Nut-3/8"-24 | |
| | | 72035-S7-8 | (N-51)-pin-cotter-1/8" x 1" | |
| 73/77 | B-F500, P350/500 | 34976-S4 | (M-89-CA)-nut (strap to bracket)-hex. locking-5/16"-18 | 4 |
| 73/ | F100/350 | 382286-S | (BB-429-AC)-bolt (strap to bracket)-hex. head-3/8"-16 x 2 5/8"-use with midship inside frame | 1 |
| | | 383406-S100 | (MM-173-MY)-nut-locking-3/8"-16 | |
| | | 44727-S8 | (X-24)-washer-flat-3/8" | |
| | | 382802-S2 | (MM-173-JB)-nut-hex. lock-3/8"-16 | |
| 9061 SUPPORT (FUEL TANK) - Also refer to groups 9053, 9063, 9065 | | | | |
| 75/76 | E100/350- "Before Ser. C75,000" | D5UZ 9061-A | Use with midship fuel tank | 2 |
| 75/78 | E250/350 -- 138",158" W/B | D5UZ 9061-B | Front-use with aft axle fuel tank-also used as No. 5 frame cross member | 1 |

**1973/79
TRUCK SERIES 100/500**

SECTION 90 25

| YEAR | MODEL/RESTRICTIONS | PART NUMBER | DESCRIPTION | QTY. |
|---|---|----------------|---|------|
| 9061 SUPPORT (FUEL TANK) - Also refer to groups 9053, 9063, 9065 -- Cont'd | | | | |
| 75/ | E250/350 -- Cutaway | D5UZ 9061-C | Use with aft axle fuel tank to attach fuel tank to frame | 2 |
| 76/ | E100/350- "From Ser. C75,000" | D7UZ 9061-C | Use with midship fuel tank | 2 |
| 79 | E100/250 -- 6 cyl. 300- 138" W/B "From Ser. EA0,001" | | Use with aft axle fuel tank | 2 |
| 77/ | F250(Crew Cab) -- 2/W/D | ★ D7TS 9061-AB | # D7TS 9061-AB-rear-use with midship fuel tank-use D7TZ-9053-E and drill as required | 1 |
| 9N062 SPACER (FUEL TANK SUPPORT) - Improve from strap steel | | | | |
| 9063 SUPPORT (FUEL TANK) - Also refer to groups 9053, 9061, 9065 | | | | |
| 73/76 | F100/250 (Regular Cab) -- 2/W/D- 133" W/B | D3TZ 9063-D | Rear-use with midship inside frame fuel tank | 1 |
| 73/ | F100/250 (Regular Cab) -- 2/W/D | D3TZ 9063-C | Front-use with midship inside frame fuel tank | 1 |
| 77/ | F100 -- 133" W/B | D7TZ 9063-D | Use with midship fuel tank | 1 |
| 77/ | F250 -- 2/W/D | | | 1 |
| 78/ | F250 (Crew Cab) | | | 1 |
| 9065 BRACKET (FUEL TANK) - Also refer to groups 9053, 9061, 9063 | | | | |
| 73/ | F100 (Regular Cab) -- 2/W/D-116" W/B | D3TZ 9065-A | Rear-use with midship inside frame fuel tank | 1 |
| 9068 STRAP (FUEL TANK HANGER) | | | | |
| 73/76 | P350 -- 104" W/B | 21C 9068 | Use with 17 gallon frame mounted fuel tank | 2 |
| 73/76 | F250/350 (Crew Cab) | | | 2 |
| 9069 GROMMET (FUEL TANK VENT TUBE) | | | | |
| 73/74 | E100/300 -- 105" W/B | D3UZ 9069-A | | 5 |
| 73/74 | E100/300 -- 123" W/B | | | 7 |
| 9071 SPACER (FUEL TANK BRACKET TO FRAME) | | | | |
| 73/77 | F100/350 -- 2/W/D | C7TZ 9071-A | Use with midship inside frame fuel tank | 1 |
| 77 | F250(Crew Cab) -- 4/W/D | | Front-use with midship fuel tank | 1 |
| 77/ | F250 (Crew Cab) -- 4/W/D | D7TZ 9071-A | Rear-inner-use with midship fuel tank | 1 |
| 77/ | F250 (Crew Cab) -- 4/W/D | D7TZ 9071-B | Rear-inner-use with midship fuel tank | 1 |
| 78 | F250(Crew Cab) -- 4/W/D | D8TZ 9071-A | Front-use with midship fuel tank | 1 |
| 78/ | F100/350 (Regular Cab) -- 133" W/B - 2/W/D | | | 1 |
| 79 | F250/350 (Crew Cab) | | | 1 |
| 9072 SEAL (FUEL TANK FILLER PIPE) | | | | |
| 76 | F100/350 (99) "From Ser. B75,000" | D7DZ 9072-A | Use with midship fuel tank | 1 |
| 77 | F250 -- 4/W/D "From Ser. Y40,001" | | Use with plastic midship fuel tank | 1 |
| 77 | F100/350 (99) | D7TZ 9072-A | Use with aft axle fuel tank | 1 |
| 78/ | F100/350-exc. F350 opt. stake/platform fuel fill | | Use with aft axle and midship fuel tanks | 2 |
| 78/ | E250/350(Cutaway) | | Lower-use with aft axle or midship tanks | 1or2 |
| 9A075 BAR (FUEL TANK BRACKET TIE) | | | | |
| 73/74 | M450/500 | D3HZ 9A075-C | 63 1/2" long-1/2"-13 threads each end | 1 |
| 73/74 | M450/500 | D3HZ 9A075-D | 55 1/2" long-5/8"-11 threads each end | 1 |
| 9076 GASKET (FUEL TANK FILLER TO QUARTER PANEL) | | | | |
| 73/74 | E100/300 | C9UZ 9076-A | 2 3/8" I.D. x 3 1/2" O.D. | 1 |
| 75/ | E100/350 | D5UZ 9076-A | Use with midship or aft axle fuel tank | 1or2 |
| 76/ | F100/350 (99) "From Ser. B75,000" | D7TZ 9076-A | Use with 405A26 cover assy. fuel filler, opening when dual fuel tanks are not installed | 1 |
| 9B076 SEAL (FUEL TANK VAPOR SEPARATOR) - Also refer to group 9276 | | | | |
| 73/74 | F100 | D3TZ 9B076-A | Used w/aft axle fuel tank-also serviced in D3TZ 9B593-A | 1 |
| 73/74 | F250 -- 2/W/D-with ev/em | | | 1 |
| 73/74 | F350 (Super Camper)-with ev/em | | | 1 |
| 75/ | E100/350 | D4AZ 9B076-A | Use with midship fuel tank | 1 |
| 75/ | F100/350 | | Use with aft axle fuel tank | 1 |
| 73/74 | F100/350 | | Use with aft axle fuel tank D5TZ 9002-B or C when used as a replacement for original tank | 1 |
| 78/ | F150/350 -- 4/W/D-133" W/B | | Use with midship fuel tank | 1 |

APRIL, 1980

COPYRIGHT © 1980— FORD MOTOR — DEARBORN, MICHIGAN
COMPANY

CHANGE 1

1973/79
TRUCK SERIES 100/500

| YEAR | MODEL/RESTRICTIONS | PART NUMBER | DESCRIPTION | QTY. |
|--|---------------------------------------|---------------|--|------|
| 9080 GROMMET (FUEL TANK FILLER PIPE) | | | | |
| 73/76 | F100/250(83) -- 133" W/B | D7TZ 9080-B | Use with aft axle fuel tank | 1 |
| 77/ | F100/250 (83) | | Use with aft. axle fuel tank | 1 |
| 73/74 | F250/500 | D3TZ 9080-B | Use with in cab fuel tank | 1 |
| 75/77 | F100/500 | | | 1 |
| 9080 COVER ASSY. (FUEL TANK FILLER OPENING) Also refer to group 405A26 | | | | |
| 73 | F250(99) -- 4/W/D | D3TZ 9080-A | Approx. 4" O.D. (steel)-use when midship inside frame tank is not used | 1 |
| 73/76 | F350(Super Camper) | | | 1 |
| 74/76 | F250(99)(Crew Cab) | | | 1 |
| 74/76 | F100/250(99) | | | 1 |
| 9092 STRAP ASSY. (FUEL TANK SUPPORT)-also refer to group 9054 | | | | |
| 73/74 | E100/300 | C8UZ 9092-A | 5 5/8" dish depth x 1 1/4" wide-90° reinforcement one end with 7/16" hole straight keyed reinforcement other end-use with 24 gallon tank | 2 |
| 73/ | F100/250 | D3TZ 9092-A | # D3TA 9092-AA-use with steel aft. axle fuel tank | 2 |
| 74/ | F350(Super Cab) | | | 2 |
| 79 | F250 (Crew Cab) -- 4/W/D | | | 1 |
| 79 | F350 (Regular Cab) -- 4/W/D | | | 1 |
| 73/77 | F350(Super Camper) | D3TZ 9092-B | Use with plastic aft axle fuel tank | 2 |
| 78/ | F350 (Regular Cab) -- 2/W/D | | Use with aft axle fuel tank | 2 |
| 78/ | F250/350(Crew Cab) -- 2/W/D | | Use with aft axle fuel tank | 2 |
| 75/ | E100/350 -- 138" W/B -- exc. Cutaway | D5UZ 9092-A | Use with aft axle fuel tank | 2 |
| 75/ | E250/350 -- Cutaway | D5UZ 9092-B | Use with aft axle fuel tank | 2 |
| 73/ | F100 | 34976-S4 | (M-89-CA)-nut (strap to frame cross member)-hex. lock-5/16"-18-use with steel aft axle fuel tank | 2 |
| 73/ | F250 -- 2/W/D | | | 2 |
| 73/ | F350(Super Camper) | 379930-S | (MM-173-M)-nut (strap to frame cross member and skid plate)-hex. lock-5/16"-18-use with plastic aft axle fuel tank | 2 |
| 9A092 HOSE (FUEL TANK VENT EXPANSION TANK)-Also refer to groups 9324, 9E325 | | | | |
| 73/74 | F250 -- 4/W/D with ev/em | D3TZ 9A092-B | 1/4" tube-moulded-use with in-cab fuel tank | 1 |
| 9A095 LABEL (UNLEADED GASOLINE ONLY) | | | | |
| 75/76 | E100,F100 | D5FZ 9A095-A | English wording (white on clear) | 1 |
| 75/76 | E100,F100 | D5FZ 9A095-B | English wording (black on clear) | 1 |
| 75/76 | E100,F100 | D5FZ 9A095-C | English and French wording (white on clear) | 1 |
| 75/76 | E100,F100 | D5FZ 9A095-D | English and French wording (black on clear) | 1 |
| 77/ | E100,F100 | D70Z 9A095-A | English wording | 1 |
| 77/ | E100,F100 | D7TZ 9A095-B | English and French wording | 1 |
| 9097 SUPPORT ASSY. (FUEL TANK) -- REAR | | | | |
| 74/ | F100/350(Super Cab) -- 155" W/B | D4TZ 9097-A | Use with midship fuel tank | 1 |
| 9A097 SHIELD (FUEL TANK FILLER PIPE) | | | | |
| 75/ | E100/350 -- 138" W/B | D5UZ 9A097-A | | 1 |
| 9099 GUARD (FUEL TANK) | | | | |
| 76/77 | B500 "From Ser. C75,000" | D6HZ 9099-A | # D7HT 9099-AA,AB-use with 60 gallon frame mounted tank | 2 |
| 76/77 | B500 "From Ser. C75,000" | D6HZ 9099-B | # D7HT 9099-BA,BB-use with 60 gallon frame mounted tank | 2 |
| 77/ | E100/350 | D7UZ 9099-A | Use on left rear edge of #3 frame cross member with midship fuel tank-18" long | 1 |
| 78/ | F350(Crew Cab) | | Use on top flange of frame side rail when installing midship fuel tank | 1 |
| 78/ | F350(Super Camper) | | Use with midship fuel tank | 1 |
| 78/ | F350(80,86) | | Use with midship fuel tank | 1 |
| 78/ | F250/350 (81) -- Regular and Crew Cab | ★ D8TA 9099-A | 4" long-cut from D7UZ 9099-A | 1 |

1973/79
TRUCK SERIES 100/500

| YEAR | MODEL/RESTRICTIONS | PART NUMBER | DESCRIPTION | QTY. |
|--|---|--------------|---|-------|
| 9101 PIPE (FUEL TANK VENT-LOWER) | | | | |
| 77/78 | F250(Crew Cab) -- 2/W/D- without ev/em | D7TZ 9101-E | Use with midship fuel tank | 1 |
| 77/ | F250(Crew Cab) -- 2/W/D- with ev/em | D7TZ 9101-F | Use with midship fuel tank | 1 |
| 77/78 | F350(Crew Cab) -- without ev/em | D7TZ 9101-D | Use with midship fuel tank | 1 |
| 77/ | F350(Crew Cab) -- with ev/em | D7TZ 9101-B | Use with midship fuel tank | 1 |
| 9B106 SHIELD (FUEL VAPOR VALVE) | | | | |
| 73/74 | B500 -- with ev/em | D3TZ 9B106-A | #D3TA 9B106-AA-use with 30 gallon fuel tank | 1 |
| 73/74 | F500 -- with ev/em | | Use with 18, 30 or 50 gallon frame mounted fuel tanks | 1 |
| 9A124 WIRING ASSY. (FUEL TANK SELECTOR SWITCH) - Also refer to group 14A504 | | | | |
| 75 | F100/350 | D5TZ 9A124-A | #D5TB 9A124-AA,AB,AC - use with dual fuel tanks | 1 |
| 77 | F250/350(Crew Cab) | | Use with dual fuel tanks (in cab and midship tanks) | 1 |
| 78/ | F100/350 | D8TZ 9A124-A | #D8TB 9A124-AA - use with midship fuel tank in lieu of standard aft axle fuel tank or with midship fuel tank in addition to standard aft axle fuel tank-from 9189 valve to 14405 wiring assy. | 1 |
| 9K134 REINFORCEMENT ASSY. (FUEL TANK SUPPORT MEMBER) | | | | |
| 77 | F250 -- 4/W/D | D7TZ 9K134-A | #D7TA 9K134-AA,AB,AC-use with midship fuel tank | 1 |
| 78 | F150/250 -- 4/W/D with 133" W/B | | | 1 |
| 79 | F150/350 -- 4/W/D with 133" W/B | | | 1 |
| 77 | F250 -- 4/W/D | 56742-S2 | (B-318-GS)-bolt (reinforcement and fuel tank strap to frame crossmember) | 2 |
| 78 | F150/250 -- 4/W/D | | -hex. washer head-(UBS)-3/8"-16 x 1 5/8" | 2 |
| 79 | F150/350 -- 4/W/D | | | 2 |
| | | 382802-S2 | (MM-173-JB)-nut-hex. lock-3/8"-16 | |
| 77 | F250 -- 4/W/D | 377689-S2 | (MM-269-E)-nut (reinforcement to frame crossmember)-spring-3/8"-16 | 2 |
| 78 | F150/250 -- 4/W/D | | | 2 |
| 79 | F150/350 -- 4/W/D | | | 2 |
| 77 | F250 -- 4/W/D | 56741-S2 | (B-318-GR)-bolt (reinforcement to frame)-hex. washer head-(UBS)-3/8"-16 x 1 3/8" | 3 |
| 78 | F150/250 -- 4/W/D | | | 3 |
| 79 | F150/350 -- 4/W/D | | | 3 |
| | | ★385310-S2 | "U" nut-3/8"-16 locking | |
| 9B135 REINFORCEMENT ASSY. (FUEL TANK SUPPORT FRONT) | | | | |
| 77/ | E100/350 | D7UZ 9B135-B | | 1 |
| 9A141 ELBOW (FUEL TANK FILLER PIPE) | | | | |
| 77/ | F250/350(Crew Cab) -- 2/W/D | D7TZ 9A141-A | 2 1/4" steel tubing-use with midship fuel tank | 1 |
| 9146 BRACKET (FUEL TANK RETAINING) | | | | |
| 73/ | F350 (Regular Cab) -- 136" W/B | D3TZ 9146-A | Rear-17 1/8" long-use w/midship inside frame fuel tank | 1 |
| 73/ | F350(Super Camper) | | | 1 |
| 74/77 | F250(Regular Cab) | | | 1 |
| 73/ | F100 (Regular Cab) -- 133" W/B | D3TZ 9146-B | Rear-11 1/4" long-use w/midship inside frame fuel tank | 1 |
| 73/ | F150/250 -- 2/W/D | | | 1 |
| 77/ | F250(Crew Cab) -- 2/W/D | D7TZ 9146-A | Rear-6 9/16" long - use with midship fuel tank | 1 |
| 73/ | F350 -- 136" W/B | 354135-S7-8 | (BB-155-A)-bolt (bracket to support and frame cross member)-hex. head-3/8"-16 x 1 1/8"- use w/midship inside frame fuel tank | 1 |
| 73/ | F350(Super Camper) | | | 1 |
| 74/ | F250 (Regular Cab) | | | 1 |
| 9B146 ADAPTER KIT (FUEL TANK VAPOR CANISTER RETURN) | | | | |
| 74 | F100/250(99) -- 2/W/D-Calif. only | D4TZ 9B146-B | Use with midship fuel tank installation | 1 |
| Consists of | | | | |
| | 1-D4TF 9G271-BA | Tube | 1-40923-S8 | Screw |
| | | | 1-374677-S | Tee |
| | | | 6-385766-S32 | Clamp |
| 9A147 PLATE (FUEL TANK SKID) | | | | |
| 73/77 | F350(Super Camper) | D3TZ 9A147-A | Use w/aft axle fuel tank | 1 |
| 78/ | F350 (Regular Cab) -- 2/W/D | | | 1 |
| 78/ | F250/350(Crew Cab) -- 2/W/D | | Use with aft axle fuel tank | 1 |
| 73/77 | F350(Super Camper) | ★56341-S2 | Bolt (skid plate to frame cross member)-hex. head- 3/8"-16 x 1 1/4"-use w/aft axle fuel tank | 7 |
| 78/ | F350(Regular Cab) | | | 7 |
| | | 377689-S2 | (MM-269-E)-nut-spring-3/8"-16 | |
| | | 382802-S2 | (MM-173-JB)-nut-hex. flange-3/8"-16 | |

1973/79
TRUCK SERIES 100/500

| YEAR | MODEL/RESTRICTIONS | PART NUMBER | DESCRIPTION | QTY. | | |
|---|--|-----------------------------------|---|------------|----------------|--------------|
| 9B149 HARDWARE KIT (AUXILIARY MIDSHIP FUEL TANK) | | | | | | |
| 73 | F100(99) -- 2/W/D--with 5450/5500 GVW | ★ D3TZ 9B149-A Service details | Use with D3TZ 9002-C midship tank--when used on F100 with 8 cyl. 302 engine and with fuel vapor return lines remove lines and replace 9350 fuel pump and 9275 aft axle fuel tank sender also fabricate 9369 fuel line | 1 | | |
| 73 | F250(99) -- 2/W/D--with ev/em | | | 1 | | |
| Consists of | | | | | | |
| | 1-D3TJ 9A000-AA | Decal | 1-C7TA 9240-E | Insulator | 2-34790-S36 | Washer-1/4" |
| | 1-D3TJ 9A000-BA | Decal | 1-D0TZ 9275-B | Sender | 1-40918-S36 | Screw-No. 10 |
| | 1-C7TZ 9A010-B | Bolt | 1-C1VV 9C275-B | Hose | 1-55907-S2 | Screw-No. 8 |
| | 1-D4TZ 9030-D | Cap | 2-C0AF 9276-A | Gasket | 3-55927-S2 | Screw-No. 8 |
| | 1-D3TZ 9034-K | Pipe | 2-C0AZ 9A307-A | Ring | 8-56140-S2 | Bolt-3/8" |
| | 1-D3TJ 9040-AA | Bracket | 1-D3TJ 9A318-AA | Tube | 1-56141-S2 | Bolt-3/8" |
| | 1-D3TZ 9A041-A | Bracket | 1-C8VA 9324-A | Hose | 2-57448-S40 | Screw-1/4" |
| | 1-D3TZ 9046-A | Bracket | 1-D0TZ 9324-E | Hose | 2-304724-S2 | Bolt-7/16" |
| | 1-D3TZ 9047-B | Hose | 1-D0TA 9324-L | Hose | 1-372342-S8 | Tee |
| | 1-D3TZ 9A050-A | Switch | 1-D3TA 9E325-BA | Hose | 2-377107-S | Clip-5/16" |
| | 1-D3TZ 9054-C | Strap | 2-C5VA 9327-A | Hose | 1-377108-S | Clip-3/8" |
| | 1-D3TZ 9054-D | Strap | 1-D4TA 9A327-BA | Tube | 6-380992-S32 | Clamp |
| | 1-D3TZ 9063-C | Support | 1-D3TZ 9A342-A | Wire | 10-382119-S100 | Clamp |
| | 1-D3TZ 9063-D | Support | 1-D1TZ 9B593-C | Valve | 1-382286-S2 | Bolt-3/8" |
| | 1-D3TZ 9065-A | Support | 1-D4TA 9D683-DA | Tube | 2-382400-S2 | Nut-7/16" |
| | 1-C7TZ 9071-A | Spacer | 2-C4TZ 14A163-A | Retainer | 10-382802-S2 | Nut-3/8" |
| | 1-D3TZ 9146-B | Bracket | 1-D3TZ 14406-B | Wire | 2-383522-S | Clamp |
| | 1-D2TZ 9189-A | Valve | 1-D1AZ 18519-A | Knob | 3-383526-S | Clamp |
| | 1-D0TZ 9197-A | Plate | 2-31527-S2 | Screw-1/4" | 5-383580-S | Grommet |
| | 1-D0TA 9237-F | Tube | 2-33795-S36 | Nut-1/4" | 2-384029-S2 | Clamp |
| | 1-C7TA 9240-C | Insulator | 2-34659-S2 | Nut-1/4" | 1-385310-S2 | Nut-3/8" |
| 74 | F100(99) exc. Super Cab -- 2/W/D-- with ev/em 5350/5500 GVW | ★ D4TZ 9B149-A Service details | Used with D3TZ 9002-C midship tank--for California only use D4TZ 9B146-B adapter kit canister | | | 1 |
| 74 | F250(99) exc. Super Cab -- 2/W/D-- with ev/em | | | | | 1 |
| Consists of | | | | | | |
| | 1-D3TJ 9A000-AA | Decal | 1-D4TF 9G271-AB | Tube | 2-34790-S36 | Washer-1/4" |
| | 1-D3TJ 9A000-BA | Decal | 1-D0TZ 9275-B | Sender | 4-34987-S2 | Nut-3/8" |
| | 1-C7TZ 9A010-B | Bolt-3/8" | 1-C1VV 9C275-B | Hose | 1-40918-S36 | Screw-No. 10 |
| | 1-D4TZ 9030-D | Cap | 2-C0AF 9276-A | Gasket | 2-40923-S2 | Screw-5/16" |
| | 1-D3TZ 9034-K | Pipe | 2-C0AZ 9A307-A | Ring | 1-55907-S2 | Screw-No. 8 |
| | 1-D3TJ 9040-AA | Bracket | 1-D3TJ 9A318-AA | Tube | 3-55927-S2 | Screw-No. 8 |
| | 1-D3TZ 9A041-A | Bracket | 1-C8VA 9324-A | Hose | 8-56140-S2 | Bolt-3/8" |
| | 1-D3TZ 9046-A | Bracket | 1-D0TZ 9324-E | Hose | 1-56141-S2 | Bolt-3/8" |
| | 1-D3TZ 9047-B | Hose | 1-D0TA 9324-L | Hose | 2-57448-S40 | Screw-1/4" |
| | 1-D3TZ 9A050-A | Switch | 1-D3TA 9E325-CA | Hose | 4-58634-S36 | Bolt-3/8" |
| | 1-D3TZ 9054-C | Strap | 2-C5VA 9327-A | Hose | 2-304724-S2 | Bolt-7/16" |
| | 1-D3TZ 9054-D | Strap | 1-D4TA 9A327-BA | Tube | 4-377107-S | Clip |
| | 1-D3TZ 9063-C | Support | 2-D3TA 9C327-EA | Hose | 1-377108-S | Clip |
| | 1-D3TZ 9063-D | Support | 1-D3TZ 9A342-A | Wiring | 4-380882-S32 | Clamp |
| | 1-D3TZ 9065-A | Support | 1-D1TZ 9B593-C | Valve | 10-382119-S100 | Clamp |
| | 1-C7TZ 9071-A | Spacer | 1-D4TA 9D683-DA | Tube | 1-382286-S2 | Bolt-3/8" |
| | 1-D4TA 9A086-AA | Tube | 1-D4TF 9E857-AD | Canister | 2-382400-S2 | Nut-7/16" |
| | 1-D3TZ 9146-B | Bracket | 2-C4TB 14A163-A | Retainer | 10-382802-S2 | Nut-3/8" |
| | 1-D2TZ 9189-A | Valve | 1-D3TZ 14406-B | Wiring | 2-383522-S | Clamp |
| | 1-D0TZ 9197-A | Plate | 1-D1AZ 18518-A | Knob | 2-383526-S | Clamp |
| | 1-D0TA 9237-F | Tube | 2-31527-S2 | Screw-1/4" | 7-383580-S | Grommet |
| | 1-C7TA 9240-C | Insulator | 2-33795-S36 | Nut-1/4" | 2-384029-S2 | Clamp |
| | 1-C7TA 9240-E | Insulator | 2-34659-S2 | Nut | 1-385310-S2 | Nut-3/8" |
| | | | | | 4-385771-S100 | Clamp |

**1973/79
TRUCK SERIES 100/500**

| YEAR | MODEL/RESTRICTIONS | PART NUMBER | DESCRIPTION | QTY. |
|--|--|--|--|------|
| 9B149 HARDWARE KIT (AUXILIARY MIDSHIP FUEL TANK) — Cont'd | | | | |
| 73 | F250(99) — 2/W/D—without ev/em | D4TZ 9B149-B | Use with D3TZ 9002-B midship tank | 1 |
| 74 | F250(99) exc. Super Cab — 2/W/D—without ev/em exc. 6200 GVW with 460 engine or A/C | | | 1 |
| Consists of | | | | |
| | 1-D3TJ 9A000-AA Decal | 1-C7TA 9240-D Insulator | 1-40918-S36 Screw—No. 10 | |
| | 1-D3TJ 9A000-BA Decal | 1-D0TZ 9275-B Sender | 1-53907-S2 Screw—No. 8 | |
| | 1-C7TZ 9A101-B Bolt | 1-C1VV 9C275-B Hose | 3-55927-S2 Screw—No. 8 | |
| | 1-D4TZ 9030-B Cap | 1-C0AF 9276-A Gasket | 8-56140-S2 Bolt—3/8" | |
| | 1-D3TZ 9034-L Pipe | 1-C0AZ 9A307-A Ring | 1-56141-S2 Bolt—3/8" | |
| | 1-D3TJ 9040-AA Bracket | 1-D3TJ 9A318-AA Hose | 2-57448-S40 Screw—1/4" | |
| | 1-D3TZ 9A041-A Bracket | 1-C8VA 9324-A Hose | 2-304724-S2 Bolt—7/16" | |
| | 1-D3TZ 9047-D Hose | 1-D0TZ 9324-E Hose | 1-377105-S Clip | |
| | 1-D3TZ 9A050-A Switch | | | |
| | 1-D3TZ 9054-C Strap | 2-C5VA 9327-A Hose | 1-377107-S Clip | |
| | 1-D3TZ 9054-D Strap | 1-D4TA 9A327-BA Tube | 10-382119-S100 Clamp | |
| | 1-D3TZ 9063-C Support | 1-D3TZ 9A342-A Switch | 1-382286-S2 Bolt—3/8" | |
| | 1-D3TZ 9063-D Support | 2-C4TB 14A163-A Retainer | 2-382400-S2 Nut—7/16" | |
| | 1-C7TZ 9071-A Spacer | | | |
| | 1-D3TZ 9146-B Bracket | 1-D3TZ 14406-B Wire | 10-382802-S2 Nut—3/8" | |
| | 1-D2TZ 9189-A Valve | 1-D1AZ 18519-A Knob | 2-383522-S Clamp | |
| | 1-D0TZ 9197-A Plate | 2-33795-S36 Nut—1/4" | 3-383526-S Clamp | |
| | 1-D0TA 9237-F Tube | 2-34659-S2 Nut—1/4" | 5-383580-S Grommet | |
| | 1-C7TA 9240-C Insulator | 2-34790-S36 Washer—1/4" | 1-385310-S2 Nut—3/8" | |
| 75 | F150/250(99)(Regular cab)— 2/W/D—without ev/em | ★ D5TZ 9B149-A Service details | Use with D3TZ 9002-B midship tank Do not use on F150 133" W/B with L78-15 B and D tires | 1 |
| Consists of | | | | |
| | 1-D3TJ 9A000-AA Decal | 1-C7TA 9240-D Insulator | 1-40918-S36 Screw | |
| | 1-D3TJ 9A000-BA Decal | 1-D0TZ 9275-D Sender | 1-52786-S2 Screw No. 8-18 | |
| | 1-C8TA 9A010-A Bolt— 3/8" | 1-D5TA 9C275-CA Hose | 3-55927-S2 Screw—No. 8-18 | |
| | 1-D4TZ 9030-B Cap assy. | 1-D5TZ 9C275-E Hose | 7-56140-S2 Bolt | |
| | 1-D3TZ 9034-L Pipe assy. | 1-D5TZ 9C275-G Hose | 2-57448-S40 Screw | |
| | 1-D3TJ 9040-AA Bracket | 1-D5TZ 9C275-H Hose | 2-304684-S2 Bolt | |
| | 1-D3TZ 9A041-A Bracket | 1-C0AF 9276-A Gasket | 2-304724-S2 Bolt | |
| | 1-D5TZ 9047-D Hose assy. | 1-C0AZ 9A307-A Ring | 1-372741-S100 Clip | |
| | 1-D5TZ 9A050-A Switch assy. | 1-D5TJ 9A318-AA Tube | 3-377108-S Clip | |
| | 1-D3TZ 9054-C Strap assy. | 1-D0TZ 9324-E Hose | 10-382119-S100 Clamp | |
| | 1-D3TZ 9054-D Strap assy. | 1-C5VA 9327-A Hose | 1-382286-S2 Bolt | |
| | 1-D3TZ 9063-D Support | 1-D5TA 9A327-CA Tube | 2-382400-S2 Nut | |
| | 1-D3TZ 9063-C Support | 1-D5TZ 9A342-C Wiring assy. | 2-382703-S39 Bolt | |
| | 1-C7TZ 9071-A Spacer | 1-C4TB 14A163-A Retainer | 8-382802-S2 Nut | |
| | 1-D5TZ 9A124-A Wiring assy. | 1-D3TZ 14406-B Wiring assy. | 3-382984-S32 Clamp | |
| | 1-D3TZ 9146-B Bracket | 1-D1AZ 18519-A Knob assy. | 2-383522-S Clamp | |
| | 1-D5TZ 9189-A Valve & solenoid | 2-33795 -S36 | Nut 1/4"—20 3-383526-S | |
| | 1-D5TA 9237-FB Tube | 2-34790 -S36 | Washer 1/4" 1-385310-S2 | |
| | 1-C7TA 9240-C Insulator | 2-34977-S2 Nut 3/8"—16 | 5-386262-S Grommet | |

1973/79
TRUCK SERIES 100/500

| YEAR | MODEL/RESTRICTIONS | PART NUMBER | DESCRIPTION | QTY. | | |
|---|--|-----------------------------------|--|--------------|-----------------|-------------------|
| 9B149 HARDWARE KIT (AUXILIARY MIDSHIP FUEL TANK) -- Cont'd | | | | | | |
| 75 | F100(99)(Regular cab) -- 2/W/D --with ev/em | ★ D5TZ 9B149-B Service details | Use with D3TZ 9002-C midship tank-- dealer must procure D3TZ-9034-K pipe for F150/250 model installation Do not use on F150 133" W/B with L78-15 B and D tires--replace L78-15 B and D tires with H-78-15D | 1 | | |
| 75 | F150/250(99)(Regular cab)-- 2/W/D --with ev/em | | | 1 | | |
| Consists of | | | | | | |
| | 1-D3TJ 9A000-AA | Decal | 1-D5TZ 9C275-E | Hose | 7- 56140-S2 | Bolt 3/8" |
| | 1-D3TJ 9A000-BA | Decal | 1-D5TZ 9C275-G | Hose | 1- 56303-S2 | Bolt 1/4" |
| | 1-C8TA 9A010-A | Bolt 3/8" | 1-D5TZ 9C275-H | Hose | 2- 57448-540 | Screw 1/4" |
| | 1-D4TZ 9030-D | Cap assy. | 2-C0AF 9276-A | Gasket | 1- 97241-S8 | Clamp |
| | 1-D5TZ 9034-G | Pipe assy.(F100 only) | 2-C0AZ 9A307-A | Ring | 2- 304684-S2 | Bolt 3/8" |
| | 1-D3TJ 9040-AA | Bracket | 1-D5TJ 9A318-AA | Tube | 2- 304724-S2 | Bolt 7/16" |
| | 1-D3TJ 9A041-A | Bracket | 1-D0TZ 9324-E | Hose | 2- 354034-S8 | Clip |
| | 1-D3TZ 9046-A | Bracket | 1-D5TA 9E324-RA | Hose | 1- 372741-S100 | Clip |
| | 1-D5TZ 9047-C | Hose assy. | 1-C5VA 9327-A | Hose | 4- 377108-S | Clip |
| | 1-D5TZ 9A050-A | Switch assy. | 1-D5TA 9A327-CA | Tube | 1- 380613-S | Cap |
| | 1-D3TZ 9054-C | Strap assy. | 1-D5TZ 9A342-C | Wiring assy. | 1- 381134-S080A | Hose |
| | 1-D3TZ 9054-D | Strap assy. | 1-D5TZ 9B593-A | Vapor valve | 2- 381147-S040A | Hose 1/4" |
| | 1-D3TZ 9063-C | Support | 1-D5TZ 9D653-A | Canister | 8- 382119-S100 | Clamp |
| | 1-D3TZ 9063-D | Support | 1-D5TA 9D683-EA | Tube | 1- 382286-S2 | Bolt 3/8" |
| | 1-D3TZ 9065-A | Bracket | 1-D5TA 9E804-AA | Hose & tube | 2- 382400-S2 | Nut 7/16" |
| | 1-C7TZ 9071-A | Spacer | 2-C4TB 14A163-A | Retainer | 2- 382703-S39 | Bolt & lockwasher |
| | 1-D5FZ 9A095-A | Decal | 1-D3TZ 14406-B | Wiring assy. | 2- 382802-S2 | Nut 3/8" |
| | 1-D5TZ 9A124-A | Wiring assy. | 1-D1AZ 18519-A | Knob assy. | 3- 392984-S32 | Clamp |
| | 1-D3TZ 9146-B | Bracket | 1- 33777-S2 | Nut 1/4"-20 | 2- 383522-S | Clamp |
| | 1-D5TZ 9189-A | Valve & solenoid | 2- 33795-S36 | Nut 1/4"-20 | 3- 383526-S | Clamp |
| | 1-D5TA 9237-FB | Tube | 2- 34790-S36 | Washer 1/4" | 4- 384884-S | Clip |
| | 1-C7TA 9240-A | Insulator | 2- 34977-S2 | Nut 3/8"-16 | 1- 385310-S2 | Nut & retainer |
| | 1-C7TA 9240-C | Insulator | 1- 40918-S36 | Screw No. 10 | 6- 385771-S100 | Clamp |
| | 1-C7TA 9240-E | Insulator | 1- 52786-S2 | Screw No. 8 | 5- 386262-S | Grommet |
| | 1-D0TZ 9275-D | Sender | 3- 55927-S2 | Screw No. 8 | 1- 386333-S100 | Clip |
| | 1-D5TA 9C275-CA | Hose | 2- 55981-S2 | Screw 1/4" | | |
| 75 | F150/250(99)(Super Cab) -- 2/W/D -- without ev/em | ★ D5TZ 9B149-C Service details | Use with D4TZ 9002-G midship tank Do not use on F150 138" W/B with L78-15 B and D tires--replace L78-15 B and D tires with H78-15D | 1 | | |
| Consists of | | | | | | |
| | 1-D4TZ 4808-A | Support | 2-C7TA 9240-E | Insulator | 1- 52786-S2 | Screw No. 8 |
| | 1-D3TJ 9A000-AA | Decal | 1-D4TZ 9275-A | Sender | 3- 55927-S2 | Screw No. 8 |
| | 1-D3TJ 9A000-BA | Decal | 1-D5TZ 9C275-F | Hose | 12- 56140-S2 | Bolt 3/8" |
| | 1-D4TZ 9A028-A | Bracket | 1-D5TZ 9C275-H | Hose | 2- 57448-S40 | Screw 1/4" |
| | 1-D4TZ 9030-B | Cap assy. | 1-C0AF 9276-A | Gasket | 1- 372741-S100 | Clip |
| | 1-D3TJ 9034-L | Pipe assy. | 1-C0AZ 9A307-A | Ring | 2- 377108-S | Clip |
| | 1-D3TJ 9040-AA | Bracket | 1-D5TJ 9A318-BA | Tube | 1- 381141-S050A | Hose |
| | 1-D4TZ 9A041-A | Bracket | 1-D5TZ 9324-G | Hose | 1- 381141-S074A | Hose |
| | 1-D5TZ 9047-E | Hose assy. | 1-C5VA 9327-A | Hose | 9- 382119-S100 | Clamp |
| | 1-D5TZ 9A050-A | Switch assy. | 1-D5TA 9A327-EA | Tube | 2- 382703-S39 | Bolt & lockwasher |
| | 1-D4TZ 9054-C | Strap assy. | 1-D5TZ 9A342-C | Wiring assy. | 14- 382802-S2 | Nut 3/8" |
| | 1-D4TZ 9054-D | Strap assy. | 2-C4TB 14A163-A | Retainer | 3- 382984-S32 | Clamp |
| | 1-D4TZ 9097-A | Support assy. | 1-D3TZ 14406-B | Wiring assy. | 2- 383522-S | Clamp |
| | 1-D5TZ 9A124-A | Wiring assy. | 1-D1AZ 18519-A | Knob assy. | 3- 383526-S | Clamp |
| | 1-D5TZ 9189-A | Valve & solenoid | 2- 33795-S36 | Nut 1/4"-20 | 2- 383661-S | Clip |
| | 1-D5TA 9237-HA | Tube | 2- 34790-S36 | Washer 1/4" | 5- 386262-S | Grommet |
| | 2-C7TA 9240-C | Insulator | 1- 40918-S36 | Screw No. 10 | | |

1973/79
TRUCK SERIES 100/500

| YEAR | MODEL/RESTRICTIONS | PART NUMBER | DESCRIPTION | QTY. |
|---|--|-----------------------------------|--|------|
| 9B149 HARDWARE KIT (AUXILIARY MIDSHIP FUEL TANK) — Cont'd | | | | |
| 75 | F100(99)(Super Cab) — 2/W/D—with ev/em | ★ D5TZ 9B149-D Service details | Use with D4TZ 9002-H midship tank— dealer must procure D3TZ 9034-K pipe for F150/250 model installation | 1 |
| 75 | F150/250(99)(Super Cab)— 2/W/D—with ev/em | | Do not use on F150 138" W/B with L78-15 B and D tires—replace L78-15 B and D tires with H78-15D | 1 |
| Consists of | | | | |
| | 1-D4TZ 4808-A Support | 1-D5TZ 9C275-H Hose | 2- 55981-S2 Screw 1/4" | |
| | 1-D3TJ 9A000-AA Decal | 2-C0AF 9276-A Gasket | 12- 56140-S2 Bolt 3/8" | |
| | 1-D3TJ 9A000-BA Decal | 2-C0AZ 9A307-A Ring | 2- 57448-S40 Screw 1/4" | |
| | 1-D4TZ 9A028-A Bracket | 1-D5TJ 9A318-BA Tube | 2- 354034-S8 Clip | |
| | 1-D4TZ 9030-D Cap assy. | 1-D5TZ 9324-G Hose | 1- 372741-S100 Clamp | |
| | 1-D5TZ 9034-G Pipe assy. | 1-D5TA 9E325-RA Hose | 2- 377108-S Clip | |
| | 1-D3TJ 9040-AA Bracket | 1-C5VA 9327-A Hose | 1- 380613-S Cap | |
| | 1-D4TZ 9A041-A Bracket | 1-D5TA 9A327-EA Tube | 1- 381134-S080A Hose | |
| | 1-D5TZ 9047-F Hose assy. | 1-D5TZ 9A342-C Wiring assy. | 1- 381141-S050A Hose | |
| | 1-D5TZ 9A050-A Switch assy. | 1-D5TZ 9B593-A Vapor valve | 1- 381141-S074A Hose | |
| | 1-D4TZ 9054-C Strap assy. | 1-D5TZ 9D653-A Canister | 2- 381147-S040A Hose | |
| | 1-D4TZ 9054-D Strap assy. | 1-D5TA 9D683-DB Tube | 11- 382119-S100 Clamp | |
| | 1-D5FZ 9A095-A Decal | 1-D5TA 9E804-BA Hose & tube | 2- 382703-S39 Bolt & lockwasher | |
| | 1-D4TZ 9097-A Support assy. | 2-C4TB 14A163-A Retainer | 14- 382802-S2 Nut 3/8"-16 | |
| | 1-D5TZ 9A124-A Wiring assy. | 1-D3TZ 14406-B Wiring assy. | 3- 382984-S32 Clamp | |
| | 1-D5TZ 9189-A Valve & solenoid | 1-D1AZ 18519-A Knob assy. | 2- 383522-S Clamp | |
| | 1-D5TA 9237-HA Tube | 2- 33795-S36 Nut 1/4"-20 | 3- 383526-S Clamp | |
| | 2-C7TA 9240-C Insulator | 2- 34790-S36 Washer 1/4" | 2- 383661-S Clip | |
| | 2-C7TA 9240-E Insulator | 1- 40918-S36 Screw No. 10 | 5- 384884-S Clip | |
| | 1-D4TZ 9275-A Sender | 1- 52786-S2 Screw No. 8 | 6- 385771-S100 Clamp | |
| | 1-D5TZ 9C275-F Hose | 3- 55927-S2 Screw No. 8 | 5- 386262-S Grommet | |
| 9155 FILTER ASSY. (FUEL) | | | | |
| 73/74 | E100/300 — 6 cyl. 240 | D3AZ 9155-A | *FG-14-A-# D3VE 9155-AA,D8DE 9155-AA—incl. (1) C5UE 9C323-A hose and (2) clamps | 1 |
| 73/74 | E100/300 — 8 cyl. 302 | | | 1 |
| 73/74 | E300(89) — 6 cyl. 300 | | | 1 |
| 73/74 | F100 — 6 cyl. 240 | | | 1 |
| 73/74 | F250 — 2/W/D and 6 cyl. 300 | | | 1 |
| 73/74 | F100 — 2/W/D and 8 cyl. 302 | | | 1 |
| 73/74 | F100 — 8 cyl. 360, 390, 460 | | | 1 |
| 73/74 | F250 — 2/W/D and 8 cyl. 360, 390 | | | 1 |
| 75/76 | F100/250 — 2/W/D and 6 cyl. 300 | | Use without in cab fuel tank | 1 |
| 75/76 | F100 — 8 cyl. 302 | | Use without in cab fuel tank | 1 |
| 75/76 | F100/250 — 8 cyl. 360, 390 | | Use without in cab fuel tank | 1 |
| 75/76 | F250(Crew Cab) — 8 cyl. 360,390 | | | 1 |
| 75/76 | E100/350 — 6 cyl. 300 | | | 1 |
| 75/76 | E100/350 — 8 cyl. 351W | | | 1 |
| 77 | E-F100 — M/T-6 cyl. 300— Canada | | | 1 |
| 79 | E100/350 — 6 cyl. 300 | | | 1 |
| 75/78 | E250/350 — 8 cyl. 460 | D30Z 9155-A | *FG-19-B—incl. (2) clamps and (1) D1ZZ 9229-A gasket—improvise appropriate hose length from C9PZ 9324-B bulk hose. It is mandatory that the correct hose length be installed in the vehicle. | 1 |
| 77/78 | F150/350 — 8 cyl. 460 | | | 1 |
| 77 | F150/350 — 6 cyl. 300 and 8 cyl. 351M, 400, 460 | D7TZ 9155-A | *FG-777 - # D7TA 9155-AB—incl. (1) 381141-S030A hose, (2) 386539-S32D clamp — use with in cab fuel tank—also use D7TZ 9C275-D hose when dual tanks are installed | 1 |

1973/79
TRUCK SERIES 100/500

| YEAR | MODEL/RESTRICTIONS | PART NUMBER | DESCRIPTION | QTY. |
|---|--|---------------------------------------|--|------|
| 9155 FILTER ASSY. (FUEL) — Cont'd | | | | |
| 77/78 | E100/350 -- 6 cyl. 300 and 8 cyl. 351W | ★ D7TZ 9155-B r/bD7TZ 9155-C(7/79) | *FG-778-# D7TE 9155-AA | 1 |
| 77/78 | F100/150 -- 8 cyl. 302 | | | 1 |
| 77/78 | F100/350 -- 6 cyl. 300 | | | 1 |
| 77/78 | F100/350 -- 8 cyl. 351M,400- "From Ser. X80,001" | | | 1 |
| 79 | E100/350 -- 8 cyl. 351W- "Before Ser. EJO,001" | | | 1 |
| 79 | E100/350 -- 8 cyl. 351W- "From Ser. EJO,001" | D7TZ 9155-C | *FG-778-A-# D8PE 9155-AA-incl. (1) D7DZ 9324-B hose, (2) 388254-S100 clamps | 1 |
| 77 | F100/350 -- 8 cyl. 351M, 400 "Before Ser. X80,001" | D3FZ 9155-A | *FG-44-A-# D32E 9155-AA,BA,D8DE 9155-BA- incl. (2) clamps | 1 |
| 79 | F100/350 -- 6 cyl. 300 | | | 1 |
| 79 | E100/250,F100/150 -- 8 cyl. 302 | | | 1 |
| 79 | E-F100/350 -- 8 cyl. 351,400 | | | 1 |
| 79 | E250/350,F150/350 -- 8 cyl. 460 | D9PZ 9155-A | *FG-788-incl. (1) filter, (1) filter gasket, (1) fitting gasket- component of 9510 carburetor assy. | 1 |
| 9170 ELBOW (FUEL TANK VENT TUBE) | | | | |
| 73/77 | F250/350(Crew Cab)(99) | D3TZ 9170-A | Moulded hose-use with 17 gallon frame mounted tank | 1 |
| 9170 HOSE (FUEL TANK VENT TUBE)-Also refer to group 9324 | | | | |
| 73/74 | E300(89) | D0UZ 9170-C | 1/2" O.D. x 20 1/16" developed length | 1 |
| 73/74 | E300(cutaway) -- 124" W/B and 8 cyl. 302 | | | 1 |
| 75/76 | E250/350 -- without ev/em- "Before Ser. C75,000" | ★ D5UZ 9170-H r/bD7UZ 9170-F(3/78) | # D5UA 9170-HB-moulded-use with midship fuel tank-cut to length | 1 |
| 75/76 | E100/350 -- without ev/em- "Before Ser. C75,000" | ★ D5UA 9170-GB | # D5UA 9170-GB-moulded-use with midship fuel tank-cut from D5UZ 9170-H | 1 |
| 75/76 | E250/350 -- with ev/em- "Before Ser. C75,000" | ★ D5UZ 9170-V r/bD7UZ 9170-E(3/77) | # D5UA 9170-VB-moulded-use with midship fuel tank | 1 |
| 75/76 | E100/350 -- with ev/em- "Before Ser. C75,000" | ★ D5UA 9170-DB | # D5UA 9170-DB-moulded-use with midship fuel tank-cut from D5UZ 9170-V | 1 |
| 76/78 | E100/350 -- with ev/em "From Ser. C75,000" | ★ D7UA 9170-CA | # D7UA 9170-CA-moulded hose- use with midship fuel tank-cut from D7UZ 9170-E | 1 |
| 76/77 | E100/350 -- without ev/em "From Ser. C75,000" | ★ D7UA 9170-DA | # D7UA 9170-DA-moulded hose- use with midship fuel tank- cut from D5UZ 9170-H | 1 |
| 76/ | E250/350 -- with ev/em- Cutaway- "From Ser. C75,000" | D7UZ 9170-E | # D7UA 9170-EA -moulded hose-use with midship fuel tank | 1 |
| 76/77 | E250/350 -- without ev/em- Cutaway- "From Ser. C75,000" | D7UZ 9170-F | # D7UA 9170 -FA-moulded hose-use with midship fuel tank | 1 |
| 76/ | E250/350 -- with ev/em- Cutaway- "From Ser. C75,000" | ★ D7UA 9170-GA | # D7UA 9170-GA-moulded hose-use with aft axle fuel tank-cut from D1PZ 9324-E | 1 |
| 76/77 | E250/350 -- without ev/em- Cutaway- "From Ser. C75,000" | ★ D7UA 9170-HA | # D7UA 9170-HA-moulded hose use with aft axle fuel tank-cut from D1PZ 9324-E | 1 |
| 9171 CLAMP (FUEL PUMP HOSE) | | | | |
| 74/76 | F250 -- 4/W/D and 8 cyl. 360,390 | 8M 9171-B | Use with fuel pump D4TZ 9350-B | 1 |
| 74/76 | F350 -- 8 cyl. 360,390 | | | 1 |
| 9180 BRACKET (FUEL FILTER) | | | | |
| 77 | F150/350 -- 6 cyl. 300 and 8 cyl. 351M,400,460 | D7TZ 9180-C | Use with in cab fuel tank | 1 |
| 9B188 HOSE and TUBE ASSY. (FUEL TANK TO FUEL VALVE) | | | | |
| 75/ | E100/350 | ★ D6UA 9B188-AA | Make from 1 pc. B7Q-2269- A 3/8" tubing 40 1/2" long and 1 pc. C9PZ- 9324-A hose 11" long with 382119-S100 clamp- use with aux. fuel tank | 1 |

1973/79
TRUCK SERIES 100/500

SECTION 90 33

| YEAR | MODEL/RESTRICTIONS | PART NUMBER | DESCRIPTION | QTY. |
|---|---|----------------|--|------|
| 9189 VALVE ASSY. (FUEL TANK SELECTOR) | | | | |
| 73 | F250/350 -- 2/W/D | D2TZ 9189-A | 3 ports--use w/standard aft axle or in cab fuel tank and midship inside frame fuel tank | 1 |
| 73 | F100 -- 2/W/D and 6 cyl. 240 and 8 cyl. 360, 390 | | | 1 |
| 73 | F100 -- 2/W/D and 8 cyl. 302--w/o fuel vapor return lines-- "From Ser. R20, 001" | | | 1 |
| 74 | F100/350 -- 2/W/D | | | 1 |
| 73 | F100 -- 2/W/D and 8 cyl. 302--w/fuel vapor return lines-- "Before Ser. R20, 001" | D3TZ 9189-A | 6 ports--use w/standard aft axle tank and midship inside frame tank | 1 |
| 75/77 | F100/350 | D5TZ 9189-A | # D5TB 9F271-AA valve and solenoid assy. (fuel tank selector)--3 ports--use w/standard aft axle or in cab fuel tank and midship inside frame fuel tank | 1 |
| 75/77 | E100/350 | | Use with midship and aft axle fuel tanks | 1 |
| 78/ | E-F100/350 | D8TZ 9189-A | # D8TB 9F271-AA,D9TB 9F271-AA--valve and solenoid assy. (fuel tank selector)--use with dual fuel tanks | 1 |
| 73/74 | F100/350 | 97409-S8 | (Q-5-A)--ring (valve to floor pan)--retaining--13/64" | 2 |
| 9197 PLATE (FUEL TANK SELECTOR VALVE REINFORCEMENT) -- Also refer to group 9A389 | | | | |
| 73/74 | F100/350 | DOTZ 9197-A | Stamped "OFF-AUX-MAIN"--use w/aux. tank | 1 |
| 73/74 | F100/350 | 55800-S8 | (M-89-C)--nut (plate to fuel selector valve)--hex. lock--1/4"--20 | 1 |
| 9B207 RESTRICTOR (FUEL TANK MOVEMENT SUPPORT) | | | | |
| 77/ | F100/350 -- 2/W/D--exc. Crew Cab | D7TZ 9B207-A | Use with midship fuel tank | 1 |
| 9B208 REINFORCEMENT (FUEL TANK GUARD) | | | | |
| 76/77 | B500 -- "From Ser. C75,000" | D6HZ 9B208-A | # D7HT 9B208-AA,AB -- use with 60 gallon frame mounted fuel tank | 2 |
| 9B213 SUPPORT (FUEL TANK FILLER PIPE) | | | | |
| 78/ | E250/350 (Cutaway) | D8TZ 9B213-A | Use with midship and aft axle fuel tank | 1or2 |
| 78/ | F100/350 (81)--exc. F350 opt. stake/platform fuel fill | | | 1or2 |
| 9B215 TUBE and RETAINER ASSY. (FUEL TANK AIR RELEASE) | | | | |
| 73/77 | F150/350 -- without ev/em | D7TZ 9B215-A | As listed in TSB No. 139 dated 7/22/77 | 1or2 |
| 75/77 | E150/350 -- without ev/em | | article 1930 | 1or2 |
| 9B218 INSERT (FUEL TANK FILLER NECK) | | | | |
| 73/77 | F150/350 -- without ev/em | D7TZ 9B218-A | As listed in TSB No. 139 dated 7/22/77 | 1 |
| 75/77 | E150/350 -- without ev/em | | article 1930 | 1 |
| 9B219 INSERT (FUEL TANK VENT ADAPTER) | | | | |
| 73/77 | F150/350 -- without ev/em | D7TZ 9B219-A | As listed in TSB No. 139 dated 7/22/77 | 1 |
| 75/77 | E150/350 -- without ev/em | | article 1930 | |
| 9236 RETAINER ASSY. (FUEL PUMP DISCHARGE TUBE) | | | | |
| 73/77 | B500,F500 -- with ev/em | ★ D3TA 9236-AA | 11 3/8" long--cut from C2TZ 9236-C--use with 18 and 30 gallon frame mounted fuel tanks | 1 |
| 9237 TUBE ASSY. (FUEL TANK OUTLET) -- Improve from bulk tubing (2269) | | | | |
| 73/ | F350(Super Camper) | 377106-S | (GG-235)--clip (tube to frame)--nylon--use w/aft axle fuel tank | 2 |
| 73/ | F350(Super Camper) | 380676-S | (GG-247)--clip (tube to frame)--nylon--use w/aft axle fuel tank | 3 |
| 9240 INSULATOR (FUEL TANK) | | | | |
| 76/77 | B500 -- "From Ser. C75,000" | D6HZ 9240-A | # D7HT 9240-AA--use with 30 gallon frame mounted fuel tank | 1 |
| 76/77 | B500 -- "From Ser. C75,000" | D6HZ 9240-B | # D7HT 9240-BA--use with 60 gallon frame mounted fuel tank | 1 |
| 9240 SHIELD (FUEL TANK HEAT) | | | | |
| 73/ | F350(Super Camper) | D3TZ 9240-A | # D9TA 9B100-AA--side--use w/aft axle fuel tank--R.H. | 1 |
| 78/ | F250/350(Crew Cab) -- 2/W/D | | Use with aft axle tank | 1 |
| 73/76 | M450/500 | D3TZ 9240-B | Use with 60 gallon fuel tank | 1 |

1973/79
TRUCK SERIES 100/500

| YEAR | MODEL/RESTRICTIONS | PART NUMBER | DESCRIPTION | QTY. |
|--|--|-----------------|---|------|
| 9240 SHIELD (FUEL TANK HEAT) — Cont'd | | | | |
| 73/ | F350(Super Camper) | 39909-S7 | (U-269-D)-screw (heat shield to frame)-hex. washer head-self tapping-5/16"-18 x 3/4" | 2 |
| 9271 CLUSTER ASSY. (INSTRUMENT) — Less instruments | | | | |
| 73/77 | P350/500 | B5J 9271-A | | 1 |
| 9G271 TUBE ASSY. (FUEL VAPOR RETURN) | | | | |
| 74 | F100/350 -- 2/W/D | D4TZ 9G271-A | Use with dual fuel tanks with dual canisters | 1 |
| 74 | F100 -- 4/W/D-8 cyl. 360 with T/E | | | 1 |
| 75/76 | F100/150 -- 4/W/D | D5TZ 9G271-A | | 1 |
| 75/77 | E100 -- 6 cyl. | D5UZ 9G271-B | | 1 |
| 75/77 | E150/350 -- 6 cyl.-Calif. emission | | | 1 |
| 77 | E100 -- 8 cyl. | | | 1 |
| 77 | E150/350 -- 8 cyl. 351W-Calif. emission | | | 1 |
| 78 | E100 -- 6 cyl. | | Use with leaded fuel | 1 |
| 75/77 | E100 -- 8 cyl. | D5UZ 9G271-C | | 1 |
| 75/76 | E150/350 -- 8 cyl.-Calif. emission | | | 1 |
| 77 | E150/350 -- 8 cyl. 460-Calif. emission | | | 1 |
| 77 | F150/250 -- 4/W/D - 8 cyl. 351M-Calif. emission | D7TZ 9G271-C | | 1 |
| 77 | F150 -- 4/W/D-6 cyl.-Calif. emission | D7TZ 9G271-F | | 1 |
| 77 | F250 -- 4/W/D-6 cyl. 300-Calif. emission- "From Ser. Y20,001" | | | 1 |
| 78 | E100 -- 6 cyl. 300, 8 cyl. 351W | D8UZ 9G271-B | Use with unleaded fuel | 1 |
| 78 | E150/350 -- 6 cyl. 300, 8 cyl. 351W-Calif. emission | | | 1 |
| 78/ | E250/350 -- 8 cyl. 460-Calif. emission | | | 1 |
| 79 | E100/250 -- 8 cyl. 351W | | | 1 |
| 79 | E350 -- 8 cyl. 351W-Calif. emission | | | 1 |
| 79 | E100/250 -- 6 cyl. 300 | | | 1 |
| 79 | E100/250 -- 8 cyl. 302 | | | 1 |
| 79 | E250 -- 8 cyl. 460 | ★ D9TE 9G271-AA | Improvise-cut 1 pc. 3/8" steel tube 22 1/2" long from B7Q 2269-A, 1 pc. 1/4" steel tube 21 3/8" long from 91A 2269, 1 pc. 3/16" steel tube 21" long from 8C 2269, 1 pc. 3/8" steel tube 28 1/2" long from B7Q 2269-A and 2 pcs. 3/8" I.D. rubber hose 4 1/2" long from D8PZ-12226-B | 1 |
| 79 | E350 -- 8 cyl. 460-Calif. emission | | | 1 |
| 79 | F150/250 -- 4/W/D-6 cyl. 300 and 8 cyl. 351M,400 | ★ D9TE 9G271-BA | Improvise-cut 1 pc. 3/8" steel tube 18 5/8" long from B7Q 2269-A, 1 pc. 1/4" steel tube 19" long from 91A 2269 and 1 pc. 3/16" steel tube 17 5/8" long from 8C 2269 | 1 |
| 79 | F350 -- 4/W/D-8 cyl. 351M, 400 | | | 1 |
| 9273 GAUGE ASSY. (OIL PRESSURE INSTRUMENT PANEL UNIT) | | | | |
| 73/77 | P350/500 | B7J 9273-A | | 1 |
| 73/77 | B500, F350(84), F500 | DOHZ 9273-C | | 1 |
| 73/74 | E100/300 | C7TZ 9273-B | | 1 |
| 73/76 | M450/500 | | | 1 |
| 73/77 | F100/350(81, 85)- "Before Ser. 080,001" | D3TZ 9273-A | Has red pointer-use with miles only speedometer | 1 |
| 75/77 | E100/350- "Before Ser. 080,001" | | | 1 |
| 77/ | E100/350, F100/350(81,85) "From Ser. 080,001" | D7TZ 9273-A | Has orange pointer-use with miles/kilos speedometer | 1 |
| 73/ | B500, F100/500, P350/500 | ★37611-S7 | Screw (gauge attaching)-fillister head-No. 8-32 x 1/4" | 2 |
| 73/ | F100/350(81, 85) | 383367-S100 | (MM-291-EA)-nut (gauge to housing)-hex.-No. 10-32 | 2 |
| 75/ | E100/350 | | | |
| 73/77 | B500, F350(84), F500 | 379618-S7-8 | (MM-291-E)-nut (gauge to housing)-hex.-No. 10-32 | 2 |

1973/79
TRUCK SERIES 100/500

| YEAR | MODEL/RESTRICTIONS | PART NUMBER | DESCRIPTION | QTY. |
|--|---|--|---|------|
| 9275 GAUGE ASSY. (FUEL TANK UNIT) | | | | |
| 73 | P350 -- 104" W/B- "Before Ser. Q60,001" | ★ B8C 9275-A r/bD3TZ 9275-D(10/74) | #C4TF 9275-R-use with 17 gallon tank(inside frame mounted)-incl. (1) C1TF 9276-A gasket | 1 |
| 73/76 | P350 -- 104" W/B-without ev/em "From Ser. Q60, 001" | D3TZ 9275-D | # D3TF 9275-DA-use with 17 gallon tank(inside frame mounted)-incl. (1) D3TZ 9276-A gasket and (6) 385272-S36 screw | 1 |
| 73/76 | F250/350 (Crew Cab) | | | 1 |
| 73 | B-F500 "Before Ser.Q80, 001" | ★ B8T 9275-A | # C4TF 9275-T-use with 18 or 30 gallon (left side outside of frame mounted tank)- | 1 |
| 73 | P350/500 "Before Ser. Q60, 001" | r/bD3TZ 9275-E (2/74) | incl. (1) C1TF 9276-A gasket | 1 |
| 73/77 | P350/500 -- without ev/em- "From Ser. Q60, 001" | D3TZ 9275-E | # D3TF 9275-EA.EB-use with 18 or 30 gallon (left side outside frame mounted tank)-incl. (1) D3TZ 9276-A gasket and (6) 385272-S36 screw | 1 |
| 73/77 | F500 "From Ser.Q80, 001" | | | 1 |
| 73/76 | B500"From Ser. Q80,001 to C75,000" | | Use with 18 or 30 gallon (left side outside frame mounted tank) | 1 |
| 76/77 | B500 "From Ser. C75,000" | D6HZ 9275-A | # D7HT 9275-AA-use with 30 or 60 gallon fuel tank-incl. (1) C1TF 9276-A gasket and (6) 385272-S36 screw | 1 |
| 73/76 | M450/500,P350/500 -- with ev/em- "From Ser.Q60, 001" | D3TZ 9275-C | # D3TF 9275-CA-use with 24 1/2 gallon tank-incl. (1) D3TZ 9276-A gasket and (6) 385272-S36 screw | 1 |
| 77 | P500 | | | 1 |
| 73 | F250 -- 4/W/D | ★ D0TZ 9275-A | # D0TF 9275-A, D2TF 9275-AA-use with 18 or 19.5 gallon in cab fuel tank-incl. (1) C1TF 9276-B or D5TF 9276-AA gasket and (5) 385272-S36 screw | 1 |
| 73 | F350(exc. Super Camper) | r/bD7TZ 9275-G (3/77) | | 1 |
| 73/76 | F500 "Before Ser. C00,000" | | | 1 |
| 74/76 | F100/350 "Before Ser. C00,000" | | | 1 |
| 76/77 | F100/500 "From Ser. C00,000" | D7TZ 9275-G | # D7TF 9275-GA-use with in cab fuel tank-incl. (1) C1TF 9276-B or D5TF 9276-AA gasket and (5) 385272-S36 screw | 1 |
| 73 | F250(2/W/D), F350 | ★ D0TZ 9275-D | # D0TF 9275-B-use with midship fuel tank-incl. (1) C0AF 9276-A gasket and (1) C8AF 9327-A hose | 1 |
| 73 | F100 -- 6 cyl. 240 and 8 cyl. 360, 390 | r/bD7TZ 9275-B(1/77) | | 1 |
| 73 | F100 -- 8 cyl. 302- "From Ser. R20, 001" | | | 1 |
| 74/76 | F100/350 (Regular Cab) "Before Ser. C00,000" | | | 1 |
| 76/ | F100/350 (Regular Cab) -- 2/W/D "From Ser. C00,000" | D7TZ 9275-B | # D7TF 9275-BA-use with midship fuel tank-incl. (1) C0AF 9276-A gasket | 1 |
| 78/ | F250/350 (Crew Cab) | | | 1 |
| 74/76 | F100/350 (Super Cab)- "Before Ser. C00,000" | ★ D4TZ 9275-A r/bD7TZ 9275-C(12/76) | # D4TF 9275-AA-use with midship fuel tank-incl. (1) C0AF-9276-A gasket | 1 |
| 76/ | F100/350 (Super Cab) "From Ser. C00,000" | D7TZ 9275-C | # D7TF 9275-CA-use with midship fuel tank incl. (1) C0AF 9276-A gasket | 1 |
| 73/74 | E100/300 -- 6 cyl. 240,300 | D0UZ 9275-B | # D0UF 9275-A-incl. (1) C0AF 9276-A gasket and (1) C8AF 9327-A hose | 1 |
| 73/74 | E100/300(89) -- 8 cyl. | | | 1 |
| 73/74 | E100/300(82) -- 8 cyl. 302 | D3UZ 9275-A | # D3UF 9275-AA-incl. (1) C0AF 9276-A gasket | 1 |
| 73 | F100 -- 6 cyl. 240 and 8 cyl. 360, 390, 460 | ★ D3TZ 9275-A r/bD7TZ 9275-D(1/77) | # D3TF 9275-AA-use with 19 or 20 gallon aft axle steel fuel tank-incl. (1) C0AF 9276-A gasket | 1 |
| 73 | F250 -- 2/W/D | | | 1 |
| 73 | F100 -- 8 cyl. 302- "From Ser. R20,001" | | | 1 |
| 74/76 | F100/350 "Before Ser. C00,000" | | | 1 |
| 76/ | F100/350 "From Ser. C00,000" | D7TZ 9275-D | # D7TF 9275-DA-use with aft axle steel fuel tank-incl. (1) C0AF 9276-A gasket | 1 |
| 73/76 | F350(Super Camper) "Before Ser. C00,000" | ★ D3TZ 9275-B r/bD7TZ 9275-E(8-76) | # D3TF 9275-BA, BB-use with 19 or 20 gallon aft axle plastic fuel tank-incl. (1) C0AF 9276-A gasket | 1 |
| 76/ | F350(Super Camper) "From Ser. C00,000" | D7TZ 9275-E | # D7TF 9275-EA - use with aft axle plastic fuel tank - incl. (1) C0AF 9276-A gasket | 1 |
| 78/ | F250/350 (Crew Cab) -- 2/W/D | | Use with aft axle fuel tank | 1 |
| 78/ | F350 (Regular Cab) | | | 1 |
| 75/76 | E100/350 "Before Ser. C00,000" | ★ D5UZ 9275-A r/bD7UZ 9275-A(9/76) | # D5UF 9275-AB,AC-use with midship fuel fuel tank-incl. (1) C0AF 9276-A gasket | 1 |
| 76/ | E100/350 "From Ser. C00,000" | D7UZ 9275-A | # D7UF 9275-AA-use with midship fuel tank-incl. (1) C0AF 9276-A gasket | 1 |
| 75/76 | E100/350 "Before Ser. C00,000" | ★ D5UZ 9275-B r/bD7UZ 9275-B(8-76) | # D5UF 9275-BC-use with aft axle fuel tank-incl. (1) C0AF 9276-A gasket | 1 |

1973/79
TRUCK SERIES 100/500

| YEAR | MODEL/RESTRICTIONS | PART NUMBER | DESCRIPTION | QTY. |
|--|---|---------------------------------------|---|------|
| 9275 GAUGE ASSY. (FUEL TANK UNIT) — Cont'd | | | | |
| 76/ | E100/350 "From Ser. C00,000" | D7UZ 9275-B | # D7UF 9275-BA—use with aft axle fuel tank—incl. (1) COAF 9276-A gasket | 1 |
| 73 | F100 -- 8 cyl. 302- "Before Ser. R20, 001" | D3TZ 9275-G | # D3TF 9275-GA—use with midship fuel tank—incl. (1) COAF 9276-A gasket | 1 |
| 73 | F100 -- 8 cyl. 302- "Before Ser. R20, 001" | D3TZ 9275-F | # D3TF 9275-FA—use with 19 or 20 gallon aft axle steel fuel tank—incl. (1) COAF 9276-A gasket | 1 |
| 73/76 | M450/500 | D3TZ 9275-H | # C4TF 9275-F—use with 60 gallon tank—incl. (1) C1TF 9276-C gasket | 1 |
| 77 | F250 -- 4/W/D | ★ D7TZ 9275-H | # D8TF 9275-AA,AB,AC—use with plastic midship fuel tank—incl. (1) COAF 9276-A gasket | 1 |
| 78 | F150/250 -- 4/W/D- "Before Ser. B60,001" | r/bD8TZ 9275-D (6/78) | | 1 |
| 78 | F150/250 -- 4/W/D- "From Ser. B60,001" | ★ D8TZ 9275-D r/bD9TZ 9275-A(3/79) | # D8TF 9275-DA—use with plastic midship fuel tank—incl. (1) COAF 9276-A gasket | 1 |
| 78/ | F150/350 (Regular Cab) -- 4/W/D | D9TZ 9275-A | # D9TF 9275-AA—use with plastic midship fuel tank—incl. (1) COAF-9276-A gasket | 1 |
| 77 | F250 -- 4/W/D | | | 1 |
| 76/ | F350 (U-Haul) | D8TZ 9275-A | # D8TS 9275-AA—use with 30 gallon frame mounted fuel tank—incl. (1) C1TF 9417-C gasket and (5) 385272-S36 screw | 1 |
| 73/ | B500,F100/500,P350/500 | 385272-S36 | (BB-551-CL)-screw and washer assy. (fuel gauge to fuel tank)-sealing type-No. 10-32 x 3/4" | AR |
| 9C275 HOSE (FUEL TUBE INTERMEDIATE - MOULDED) | | | | |
| 75/77 | F100/350(RegularCab) | D5TZ 9C275-E | Use with in cab or midship fuel tank | 1 |
| 75/77 | F250/350 (Crew Cab) | | | 1 |
| 75/77 | F150 -- 4/W/D | | | 1 |
| 75/77 | F100/350 (Super Cab) | D5TZ 9C275-F | Use with aft axle or midship fuel tank | 1 |
| 75/77 | F100/350 (Regular Cab) | D5TZ 9C275-G | Use with dual fuel tanks—with aft axle and midship or in cab and midship fuel tanks | 1 |
| 77 | F250/350(Crew Cab) | | | 1 |
| 75/77 | F100/350 -- 2/W/D | D5TZ 9C275-H | Front—use with aft axle and midship fuel tank | 1 |
| 75/77 | F100/150 -- 4/W/D | | Front—use with in cab and aft axle fuel tank | 1 |
| 75/77 | F100/350 (Regular Cab) | ★ D5TA 9C275-CA | Front—use with dual mounted tanks—cut to 5" long from D5TZ 9C275-E | 1 |
| 75/76 | F250/350 (Crew Cab) | | | 1 |
| 75/76 | F100 -- 4/W/D | D5TZ 9C275-D | Use with in cab and aft axle fuel tank | 1 |
| 75/76 | F250/350 (Crew Cab) | | Use with in cab and midship fuel tank | 1 |
| 77 | F150/250 -- 2/W/D | D7TZ 9C275-D | Use with dual fuel tanks | 1 |
| 77 | F150 -- 4/W/D | | | 1 |
| 77 | F250/350(Crew Cab) | | Use with in cab and midship fuel tanks | 1 |
| 77 | F100/350 (Regular Cab) | ★ D7TA 9C275-FA | Front - use with aft axle and midship fuel tanks - cut to 7 3/4" long from D5TZ 9C275-E | 1 |
| 77 | F250 -- 4/W/D | | | 1 |
| 77 | F150 -- 4/W/D | D7TZ 9C275-E | Use with in cab and aft axle fuel tanks | 1 |
| 9E275 SEAL (FUEL TANK SENDER) | | | | |
| 74 | B-F500 -- with ev/em | D4TZ 9E275-A | Use with 18 and 30 gallon fuel tank | 2 |
| 9276 GASKET (FUEL GAUGE TANK UNIT) -- Also refer to group 9B076 | | | | |
| 73/77 | B-F500 | C1TF 9276-A | Cork and rubber-2" I.D. x 3 3/16" O.D. x 1/8" thick-six 5/32" dia. holes—use with 17, 18, 30 or 60 gallon frame mounted fuel tank | 1 |
| 73/77 | P350/500 | | | 1 |
| 73/76 | F250/350 (Crew Cab) | | | 1 |
| 73 | F250 -- 4/W/D | C1TF 9276-B | Cork and rubber-2 11/16" dia. - 5 holes 3/16" dia.—use with 18 or 19.5 gallon in cab fuel tank | 1 |
| 73 | F350(exc. Super Camper) | | | 1 |
| 73/77 | F500 | | | 1 |
| 74/77 | F100/350 | | | 1 |
| 73/74 | E100/300 | COAF 9276-A | Cork and rubber-2 3/8" I.D. x 2 9/16" O.D. x 1/8" thick—use with midship fuel tank | 1 |
| 73/ | F100/250(2/W/D), F350 | | Use w/aft axle fuel tank | 1 |
| 73/ | F100 | | Use w/aft of axle fuel tank | 1 |
| 73/ | F250 -- 2/W/D | | Use w/aft of axle fuel tank | 1 |
| 73/ | F350 | | Use w/aft of axle fuel tank | 1 |
| 75/ | E100/350 | | Use with midship or aft axle fuel tank | 1or2 |
| 74/76 | M450/500 | | Use with 30 gallon fuel tank with9B593 value | 1 |
| 77 | F250 -- 4/W/D | | Use w/plastic midship fuel tank | 1 |
| 78/ | F150/250 -- 4/W/D | | Use with midship fuel tank | 1 |

**1973/79
TRUCK SERIES 100/500**

| YEAR | MODEL/RESTRICTIONS | PART NUMBER | DESCRIPTION | QTY. |
|--|--|--|---|------|
| 9276 GASKET (FUEL GAUGE TANK UNIT) - Also refer to group 9B076 - Cont'd | | | | |
| 73/76 | F100/350 -- with ev/em | ★ DOHZ 9276-B r/bC1TF 9276-C(10-76) | 1 1/2" I.D. x 2 5/8" O.D. x 1/8" thick-5 holes 5/32" dia.-use w/midship inside frame fuel tank | 1 |
| 73/76 | F100/350 -- with ev/em | C1TF 9276-C | 2 5/8" O.D. - 5 holes 5/32" dia. - use w/mid- ship inside frame fuel tank | 1 |
| 76/ | F350 (U-Haul) | | Use with 30 gallon frame mtd. fuel tank | 1 |
| 73/77 | F500 -- with ev/em | DOHZ 9276-A | # DOHA-9073-A, D3HA 9073-BA-use with 18 and 30 gallon frame mtd. fuel tank | 1 |
| 9278 GAUGE ASSY. (OIL PRESSURE ENGINE UNIT) | | | | |
| 73/77 | E100/350 -- 8 cyl. | D9ZZ 9278-B | *SW-1547-B-No. 90-overall length 3 13/32"-1/4"-18 pipe thread-use w/oil pressure gauge Use w/oil pressure gauge | 1 |
| 73/77 | B500, F100/500 -- 8 cyl.-gas | | | 1 |
| 74/76 | M450/500 -- 8 cyl. 460 | | | 1 |
| 78/79 | E-F100/350 -- 8 cyl.-gas | | | 1 |
| 73/77 | B500, E100/350, F100/500-6 cyl.- gas | ★ C9TZ 9278-A r/bD9TZ 9278-A(7/79) | *SW-873-No. 90-overall length 3 15/32"-1/4"- 18 pipe thread-use w/oil pressure gauge | 1 |
| 78/79 | E-F100/350 -- 6 cyl. 300- "Before Ser. EC0,001" | | | 1 |
| 79 | E-F100/350 -- 6 cyl. 300 "From Ser. EC0,001" | D9TZ 9278-A | *SW-873-A-No. 90-overall length 3 15/32" -1/4"-18 male pipe thread-use w/oil pressure gauge | 1 |
| 73/74 | F100/350 -- 6 cyl. 240, 300 | C7AZ 9278-B | *SW-669-No. 6-1/4"-18 pipe thread (except w/gauges) | 1 |
| 73/74 | E100/300 -- 6 cyl. 240, 300 | | | 1 |
| 75/ | E-F100/350 -- 6 cyl. 300 | | | 1 |
| 73/74 | F100/350 -- 8 cyl. 360, 390, 460 | D4AZ 9278-A | *SW-1311-No. 6-1/4"-18 pipe thread-ex. w/gauges | 1 |
| 73/74 | E100/300, F100 -- 8cyl. 302 | | | 1 |
| 75/ | E100/250,F100/150 -- 8 cyl. 302 | | | 1 |
| 75/76 | F100/350 -- 8 cyl. 360,390,460 | | | 1 |
| 75/ | E100/350 -- 8 cyl. 351W | | | 1 |
| 75/ | E250/350 -- 8 cyl. 460 | | | 1 |
| 77/ | F100/350 -- 8cyl. 351M,400,460 | | | 1 |
| | | 34079-S7 | (M-163)-nut (fuel gauge terminal)-No. 10-32 | 2 |
| 9280 GAUGE ASSY. (FUEL INSTRUMENT PANEL UNIT) | | | | |
| 73/77 | P350/500 | D3TZ 9280-B | | 1 |
| 73/77 | B500, F350(84), F500 | DOHZ 9280-B | | 1 |
| 73/74 | E100/300 | C7TZ 9280-B | | 1 |
| 73/76 | M450/500 | | | 1 |
| 73/74 | F100/350(81, 85) | D3TZ 9280-A | Use with leaded gas only-has red pointer-use with miles only speedometer | 1 |
| 75/77 | F150/350- "Before Ser. 080,001" | | | 1 |
| 75/77 | E100/350- "Before Ser. 080,001" | | | 1 |
| 77/ | E150/350,F150/350 -- exc. Calif. emission- "From Ser.080,001" | D7TZ 9280-A | Use with leaded gas only-has orange pointer-use with miles/kilos speedometer | 1 |
| 77/ | E100,F100 -- Canada "From Ser.080,001" | | | 1 |
| 75/77 | E100,F100- "Before Ser.080,001" | D5TZ 9280-A | Use with unleaded gas only-has a red pointer use with miles only speedometer | 1 |
| 77/ | E100,F100 -- "From Ser. 080,001" | D7TZ 9280-B | Use with unleaded gas only-has orange pointer-use with miles/kilos speedometer | 1 |
| 77/ | E150/350,F150/350 -- Calif. emission "From Ser. 080,001" | | | 1 |
| 73/ | F100/500, B500, P350/500 | ★37611-S7 | Screw (gauge attaching)- fillister head-12 No. 8-32 x 1/4" | |

1973/79
TRUCK SERIES 100/500

| YEAR | MODEL/RESTRICTIONS | PART NUMBER | DESCRIPTION | QTY. |
|---|---|-----------------|--|------|
| 9280 GAUGE ASSY. (FUEL INSTRUMENT PANEL UNIT) — Cont'd | | | | |
| 73/ | F100/350(81, 85) | 383367-S100 | (MM-291-EA)-nut (gauge to housing)-hex.-No. 10-32 | 2 |
| 73/ | B500, F350 (84), F500 | 379618-S7-8 | (MM-291-E)-nut (gauge to housing)-hex.-No. 10-32 | 2 |
| 9G281 TUBE and CLIP ASSY. (FUEL PUMP TO FUEL FILTER) | | | | |
| 73 | E100/300 -- with P/S-8 cyl. 302 | D3UZ 9G281-A | | 1 |
| 73 | E100/300 -- without P/S-8 cyl. 302 | ★ D3UZ 9G281-B | | 1 |
| 73 | F100 -- 8 cyl. 302- "Before Ser. R20, 001" | Not repl.(3/79) | | 1 |
| 9282 FUEL LINE | | | | |
| Fuel line replacements are to be made from bulk tubing stock listed by size and part number under group 2269. | | | | |
| | | 87381-S | (I-35)-elbow-90°-1/4" tube fitting | |
| | | 383580-S | (KK-72-A)-grommet (fuel tube front to frame side member)-3/8" (rubber) | AR |
| | | 87945-S8 | (I-23)-nut-5/8"-18 | AR |
| 9B286 HOSE ASSY. (FUEL TANK TO FUEL TUBES) — Refer to group 9288 | | | | |
| 9F286 TUBE (AIR BY-PASS VACUUM) | | | | |
| 76 | E100 -- A/T-8 cyl. 351W- exc. Calif. emission - "Before Ser. A50,000" | D5TZ 9F286-A | Moulded | 1 |
| 76 | E100 -- A/T-8 cyl. 351W - exc. Calif. emission "From Ser. A50,000" | ★ D6UE 9F286-AA | Moulded - cut to length from D6TZ 9F286-A | 1 |
| 9F287 HOSE (AIR BY-PASS VALVE INLET) | | | | |
| 74 | E100/300,F100 -- 6 cyl. 300- with ev/em | D4TZ 9F287-A | # D4TE 9F287-AA-moulded | 1 |
| 75 | F100/350, M450/500 -- 8 cyl. 360,390 with ev/em-exc. Calif. emission | | | 1 |
| 74 | F100 -- 2/W/D-8 cyl. 360- with ev/em | D4TZ 9F287-B | # D4TE 9F287-BB-moulded | 1 |
| 75/76 | F150/350 -- 8 cyl. 360, 390- with ev/em-Calif. emission | | | 1 |
| 74 | F100 -- 8 cyl. 302-with ev/em | D4TZ 9F287-C | # D4TE 9F287-CA-moulded | 1 |
| 74 | E100/300 -- 8 cyl. 302-with ev/em | D4UZ 9F287-A | # D4UE 9F287-AA,AB- moulded | 1 |
| 74 | F100-8 cyl. 460 | D4VY 9F287-A | # D4VE 9F287-AA-moulded | 1 |
| 75 | F100 -- 8 cyl. 360,390 | ★ D5TE 9F287-BA | 3/4" I.D. x 2" long-cut from D4AZ 9F287-A | 1 |
| 75/77 | B-F500 -- 8 cyl. 330 M/D | | | 1 |
| 75 | B-F500 -- 8 cyl. 330 M/D- Calif. only - "Before Ser. X40,001" | D5TZ 9F287-A | # D5TE 9F287-MA-moulded | 1 |
| 75/77 | B-F500 -- 8 cyl. 330 M/D Calif. emission- "From Ser. X40,001" | D5TZ 9F287-M | # D5TE 9F287-AB- (moulded) use with D5DZ 9B289-A with 7/8" dia. inlet nipple | 1 |
| 75/76 | F100 -- 8 cyl. 360,390 | D5TZ 9F287-D | # D5TE 9F287-DA | 1 |
| 75/76 | F100 -- 8 cyl. 302 | D5TZ 9F287-L | # D5TE 9F287-LA-moulded | 1 |
| 75 | E100/350 -- 8 cyl. 351W- "Before Ser X00,001" | D5UZ 9F287-F | # D5UE 9F287-CB-moulded-use on 9B289 valve with 7/8" dia. inlet nipple | 1 |
| 77 | E100/250 -- 8 cyl. 351W- with ev/em | | | 1 |
| 78 | E100 -- 8 cyl. 351W | | | 1 |
| 78 | E150/350 -- 8 cyl. 351W- with ev/em | | | 1 |
| 79 | E100/350 -- 8 cyl. 351W | | | 1 |
| 75/77 | E100 -- 8 cyl. 351W "From Ser. X00,001" | D5FZ 9F287-G | # D52E 9F287-AC-use between by-pass valve 9B289 and muffler 9F449 | 1 |
| 75/77 | E150/350 -- 8 cyl. 351W-Calif. only "From Ser. X00,001" | | | 1 |
| 77 | E-F100 -- 6 cyl. 300- "From Ser. 080,001" | | | 1 |
| 78 | E-F100 -- 6 cyl. 300 | | Use with leaded fuel | 1 |
| 79 | E-F100 -- 6 cyl. 300-exc. Canada | | | 1 |
| 79 | E-F150/350 -- 6 cyl. 300 | | | 1 |
| 75/77 | E250/350 -- 8 cyl. 460 | ★ D5UE 9F287-AA | 3/4" I.D. x 1 3/4" long straight hose-cut from D4AZ-9F287-A | 1 |

1973/79
TRUCK SERIES 100/500

SECTION 90 39

| YEAR | MODEL/RESTRICTIONS | PART NUMBER | DESCRIPTION | QTY. |
|--|---|---|--|------|
| 9F287 HOSE (AIR BY-PASS VALVE INLET) — Cont'd | | | | |
| 75 | E100/350 -- 8 cyl. 351W | ★ D5UZ 9F287-E r/b D5UZ 9F287-G(10-75) | # D5UE 9F287-EA—moulded use with 3/4" dia. inlet nipple | 1 |
| 75 | E100/350 -- 8 cyl. 351W | D5UZ 9F287-G | # D5UE 9F287-EB—moulded—use with 3/4" dia. inlet 9B289 valve with 3/4" dia. inlet nipple | 1 |
| 79 | E-F100 -- 6 cyl. 300—with leaded fuel | | | 1 |
| 76 | F100 -- 8 cyl. 302—Calif. emission | D6TZ 9F287-A | # D6TE 9F287-AA (moulded) | 1 |
| 77/ | F100/350 -- 8 cyl 351M, 400—with ev/em | D5AZ 9F287-A | # D5AE 9F287-AA | 1 |
| 77 | F100 -- with M/T -- 8 cyl. 302 | D7TZ 9F287-C | # D7TE 9F287-CA | 1 |
| 77 | F100 -- with A/T--8 cyl. 302—Calif. emission | | | 1 |
| 78/ | F100/150 -- 8 cyl. 302—with ev/em | | | 1 |
| 78/ | E250/350 -- 8 cyl. 460—with Calif. emission | D8UZ 9F287-A | # D8UE 9F287-AA | 1 |
| 79 | F150/350 -- 8 cyl. 460 | D5VZ 9F287-A | # D5VE 9F287-AA | 1 |
| 9288 HOSE ASSY. (FUEL PUMP TO FUEL LINE)—Also refer to group 9324 | | | | |
| 73/77 | F500 -- 8 cyl. 330 M/D | C8HZ 9288-C | 3/8" I.D. x 19/32" O.D. x 12 5/8" long— | 1 |
| 75/77 | B500 -- 8 cyl. 330 M/D -- "From Ser. W00,001" | | 5/8"—18 female fitting one end | 1 |
| 76 | B-F500 -- 6 cyl. 300 "From Ser. B25,000" | | | 1 |
| 73/76 | F500 -- 6 cyl. 300— "Before Ser. B25,000" | D3TZ 9288-A | 5/16" I.D. x 17/32" O.D. x 20" long— | 1 |
| 75/76 | B500 -- 6 cyl. 300— "Before Ser. B25,000" | | 5/8" --18 female fitting one end | 1 |
| 73/76 | M450/500 | ★ D1TS 9B286-DA | 16" long—cut from D3TZ 9288-B | 1 |
| 73/76 | M450/500 | ★ D1TS 9B286-GA | 24" long—cut from D3TZ 9288-B | 1 |
| 73/76 | M450/500 | D3TZ 9288-B | 47" long | 1 |
| 9B289 VALVE ASSY. (AIR BY-PASS) | | | | |
| 74 | E100/300 -- 8 cyl. 302—with ev/em | D4AZ 9B289-A | # D4AE 9B289-AA | 1 |
| 74 | F100 -- 8 cyl. 460—with ev/em | | | 1 |
| 74 | E100/300(82), F100 -- 6 cyl. 300—with ev/em | | | 1 |
| 75 | E100 -- 8 cyl. 351W -- exc. Calif. emission | | | 1 |
| 74 | F100 -- 8 cyl. 360—with ev/em | C8AZ 9B289-B | | 1 |
| 74 | F100 -- 8 cyl. 302—with ev/em | D4TZ 9B289-A | # D4TE 9B289-AA—with 3/4" dia. inlet nipple | 1 |
| 75 | F100 -- A/T--8 cyl. 360,390 -- exc. Calif. | | | 1 |
| 75 | F150/350 -- 8 cyl. 360,390 -- Calif. | | | 1 |
| 75 | B-F500 -- 8 cyl. 330 M/D | | | 1 |
| 75/76 | F100 -- A/T--8 cyl. 360 -- 2/W/D--Canada | | | 1 |
| 76 | F150/350 -- 8 cyl. 360,390--Calif emission | | | 1 |
| 75 | M450/500 -- 8 cyl. 360,390 | | | 1 |
| 74 | F100 -- C4 and 8 cyl. 302—with T/E | D40Z 9B289-A | # D40E 9B289-AA | 1 |
| 75 | B-F500 -- 8 cyl. 330 M/D -- Calif. emission— "Before Ser. X40,001" | D4VY 9B289-A | # D4VE 9B289-AA—with 3/4" dia. inlet nipple | 1 |
| 75 | E100,F100 -- M/T--6 cyl. 300--Canada | | | 1 |
| 76/77 | E150/350 -- 8 cyl. 351W--Canada | | | 1 |
| 77 | F100 -- A/T--8cyl. 400 | | | 1 |
| 75/ | F100/150 -- A/T--8 cyl. 302 | D5TZ 9B289-B | # D5TE 9B289-AB—with 7/8" dia. inlet nipple | 1 |
| 75/76 | F100 -- 8 cyl. 360,390— "Before Ser. A75,001" | | | 1 |

APRIL, 1980

COPYRIGHT © 1980— FORD MOTOR COMPANY —DEARBORN, MICHIGAN

CHANGE 1

1973/79
TRUCK SERIES 100/500

| YEAR | MODEL/RESTRICTIONS | PART NUMBER | DESCRIPTION | QTY. |
|---|---|--------------|--|------|
| 9B289 VALVE ASSY. (AIR BY-PASS) — Cont'd | | | | |
| 75/77 | E100,F100 -- 6 cyl. 300- exc. Canada | D5AZ 9B289-C | # D5AE 9B289-CB | 1 |
| 75 | E100 -- 8 cyl. 351W-Calif. only | | | 1 |
| 75 | E250/350, F100/350 -- 8 cyl. 460 | | | 1 |
| 76/77 | E100 -- 8 cyl. 351W | | | 1 |
| 77 | F100 -- A/T -- 8 cyl. 400 | | | 1 |
| 77 | F100 -- A/T -- 8 cyl. 351M- exc. Calif. emission | | | 1 |
| 77 | P500 -- 6 cyl. 300-Calif. emission | | | 1 |
| 78 | E-F100 -- 8 cyl. 351,400 | | | 1 |
| 78 | E-F150/250 -- 8 cyl. 351,400 | | | 1 |
| 78 | E-F250 -- 8 cyl. 460 | | | 1 |
| 79 | E-F100/250 -- 6 cyl. 300 | | | 1 |
| 79 | F100 -- 8 cyl. 351M | | | 1 |
| 79 | E100/250 -- 8 cyl. 351W | | | 1 |
| 79 | F150/250 -- 8 cyl. 400-Calif. emission | | | 1 |
| 79 | E250,F150/250 -- 8 cyl. 460 | | | 1 |
| 79 | E-F100/250 -- 6 cyl. 300- exc. Canada | | | 1 |
| 75 | E100 -- 8 cyl. 351W-exc. Calif. | D5UZ 9B289-A | # D5UE 9B289-AA-7/8" dia. inlet nipple | 1 |
| 76 | E100 -- 8 cyl. 351W - Canada | | Use with leaded fuel | 1 |
| 75/77 | E150/350 -- 8 cyl. 351W | D5DZ 9B289-A | # D5DE 9B289-AA-7/8" dia. inlet nipple | 1 |
| 75/77 | B-F500 -- 8 cyl. 330 M/D- Calif. emission- | | | 1 |
| | "From Ser. X40,001" | | | |
| 75/77 | E100,F100 -- M/T-6cyl. 300-2W/D- Canada | | | 1 |
| 76/77 | F100 -- A/T -- 6 cyl. 300 - 2/W/D- - Canada | | | 1 |
| 77 | F150/350 -- 8 cyl. 351M- Calif. emission | | | 1 |
| 77 | F150/350 -- A/T-8 cyl. 400- Calif. emission | | | 1 |
| 78/ | E-F100 -- 6 cyl. 300 | | Use with leaded fuel | 1 |
| 78 | F350 -- 8 cyl. 351M,400 | | | 1 |
| 78 | E150/350 -- A/T-8 cyl. 351W | | | 1 |
| 79 | E-F350 -- 6 cyl. 300 | | | 1 |
| 79 | E-F150 -- 6 cyl. 300-Canada | | Use with leaded fuel | 1 |
| 79 | E350 -- 8 cyl. 351W | | | 1 |
| 79 | E-F350 -- 8 cyl. 460 | | | 1 |
| 76 | F100 -- 8 cyl. 302-M/T | D6TZ 9B289-A | # D6TE 9B289-AA | 1 |
| 76 | F100 -- 8 cyl. 360 - exc. Calif. emission - "From Ser. A50,001" | | | 1 |
| 76 | F100 -- 8 cyl. 360 - Calif. emission - "From Ser. A75,001" | | | 1 |
| 76 | F100 -- A/T -- 8 cyl. 390- "From Ser. A75,001" | | | 1 |
| 76 | E100 -- M/T -- 8 cyl. 351W -exc. Calif. emission and Canada | D5ZZ 9B289-F | # D5ZE 9B289-FA | 1 |
| 77 | E150/350 -- 8 cyl. 351W -Calif. emission | | | 1 |
| 78 | F350 -- 8 cyl. 351W-Calif. emission | | | 1 |
| 77 | F100 -- M/T -- 8 cyl. 302 | D7TZ 9B289-B | # D7TE 9B289-BA | 1 |
| 78 | F100/150 -- M/T-8 cyl. 302- with Calif. emission | | | 1 |
| 78 | F100/150 -- M/T-8 cyl. 302- w/Hi altitude carb. | | | 1 |
| 79 | F100/150 -- M/T-8 cyl. 302 | | | 1 |

1973/79
TRUCK SERIES 100/500

SECTION 90 41

| YEAR | MODEL/RESTRICTIONS | PART NUMBER | DESCRIPTION | QTY. |
|---|--|-----------------|--|------|
| 9B289 VALVE ASSY. (AIR BY-PASS) — Cont'd | | | | |
| 77/ | F100 -- M/T - 8 cyl. 351M | D5ZZ 9B289-E | # D5ZE 9B289-EA | 1 |
| 77/ | E100 -- M/T-8 cyl. 351W | | | 1 |
| 77/ | F100 -- A/T-8 cyl. 351M- Canada | | Use with leaded fuel | 1 |
| 78/ | F150/250 -- M/T-8 cyl. 351M -with Calif. emission | | | 1 |
| 79 | F150/250 -- M/T-8 cyl. 400 | | | 1 |
| 78 | F100 -- M/T-8 cyl. 302 w/Hi-altitude carb. | D8TZ 9B289-A | *CX-248- # D8TE 9B289-AA | 1 |
| 79 | E100/150 -- M/T-8 cyl. 302 | D8BZ 9B289-B | *CX-291- # D8BE 9B289-BA-incl. (1) D8BZ 9F429-A gasket | 1 |
| 79 | E100/250 -- A/T-8 cyl. 302 | D8FZ 9B289-A | *CX-222- # D8EE 9B289-AA-incl. (1) D8BZ 9F429-A gasket | 1 |
| 9B290 BRACKET (AIR BY-PASS VALVE) | | | | |
| 74 | F100 -- 8 cyl. 360-with ev/em | D4TZ 9B290-A | # D4TE 9C486-AA | 1 |
| 74 | F100 -- 8 cyl. 302-with T/E | D40Z 9B290-A | # D30E 9C486-AA | 1 |
| 75 | F100, M450/500 -- 8 cyl. 360,390 | D5TZ 9B290-F | # D5TE 9C486-FA | 1 |
| 75 | F150/350 -- 8 cyl. 360,390- Calif. only | | | 1 |
| 75/77 | B-F500 -- 8 cyl. 330 M/D-Calif. emission | D5TZ 9B290-A | # D5TE 9C486-CA | 1 |
| 75 | F100 -- 8 cyl. 302 | D5TZ 9B290-D | # D5TE 9C486-EB,EC | 1 |
| 76 | F100 -- M/T-exc. 8 cyl. 302 | | | 1 |
| 76 | F100 -- M/T-8 cyl. 302 | D6TZ 9B290-A | # D6TE 9C486-AA | 1 |
| 77 | F100/150 -- M/T-8 cyl. 302 | | | 1 |
| 77 | F100 -- A/T-8 cyl. 302-Calif. emission | | | 1 |
| 78 | F100 -- M/T-8 cyl. 302-Calif. emission | | | 1 |
| 78 | F100 -- 8 cyl. 302-w/Hi altitude carb. | | | 1 |
| 78 | F100 -- A/T-8 cyl. 302 | | | 1 |
| 79 | E100/250,F100/150 -- 8 cyl. 302 | | | 1 |
| 77/ | F100 -- 8 cyl. 351M,400 | D5AZ 9B290-C | # D5AE 9C486-CA | 1 |
| 77/ | F150/350 -- 8 cyl. 351M,400 - Calif. emission | | | 1 |
| 78 | F150/250 -- 8 cyl. 460- Calif. emission | D5VY 9B290-A | # D5VE 9C486-AA,AB | 1 |
| 79 | F150/350 -- 8 cyl. 460 | | | 1 |
| 9291 TUBE (FUEL)-Unless listed improvise from bulk tubing 2269 | | | | |
| 75/ | F100/350 | D0TZ 9291-A | Tank to pump (nylon)-3/8" O.D. x 110 1/2" long -cut to size | 1 |
| 9G297 HOSE (FUEL VAPOR RETURN) | | | | |
| 78 | E100 -- 8 cyl. 351W | D8TZ 9G297-A | Formed | 1 |
| 78 | E150/350 -- 8 cyl. 351W- Calif. emission | | | 1 |
| 78 | F100 -- 8 cyl. 351M,400 | | | 1 |
| 78 | F150/350 -- 8 cyl. 302,351M,400- Calif. emission | | | 1 |
| 79 | E100/250,F100/150 -- 8 cyl. 302-exc. Canada | | | 1 |
| 79 | F100/350 -- 8 cyl. 351M,400 | | | 1 |
| 79 | E100/350 -- 8 cyl. 351W | | | 1 |
| 79 | F250 -- 8 cyl. 460-A/T-exc. Calif. emission | ★ D9UE 9G297-AA | Formed-cut to length from D9ZZ 9G297-A | 1 |
| 79 | E250 -- 8 cyl. 460-A/T | | | 1 |
| 79 | F150/250 -- 8 cyl. 460 exc. with leaded fuel | D9TZ 9G297-A | Formed | 1 |
| 79 | F350 -- 8 cyl. 460-Calif. emission | | | 1 |

APRIL, 1980

COPYRIGHT © 1980-

FORD MOTOR

—DEARBORN, MICHIGAN

COMPANY

CHANGE 1

**1973/79
TRUCK SERIES 100/500**

SECTION 93 1

| YEAR | MODEL/RESTRICTIONS | ENGINE | | PART NUMBER | DESCRIPTION | QTY. |
|--|--|--------|--------------------|---|--|------|
| | | CYL. | C.I.D. (C.C.D.) | | | |
| 9H301 VALVE ASSY. (THERMACTOR VACUUM VENT CONTROL) | | | | | | |
| 77 | F150/350 -- Calif. emission "From Ser. 080,001" | 8 | 351M | D7TZ 9H301-A | | 1 |
| 77 | F150/350 -- A/T-Calif. emission "From Ser. 080,001" | 8 | 400 | | | 1 |
| 77/78 | E250/350,F150/350 -- exc. Calif. emission -- "From Ser. Y40,001" | 8 | 460 | | | 1 |
| 78 | F350 -- Calif. emission | 8 | 351M | | | 1 |
| 78 | F150/250 -- 2/W/D - A/T- Calif. emission | 8 | 400 | | | 1 |
| 79 | E250/350,F150/350 | 8 | 460 | | | 1 |
| 79 | F350 -- A/T with 2/W/D- Calif. emission | 8 | 351M, 400 | | | 1 |
| 9A307 RING (FUEL TANK SENDER RETAINER LOCKING) | | | | | | |
| 73/77 | F100/150 | 6&8 | All | COAZ 9A307-A | Use w/aft axle fuel tank | 1 |
| 73/77 | F250 -- 2/W/D | 6&8 | All | | | 1 |
| 73/77 | F100/350 -- 2/W/D with ev/em | 6&8 | All | | Use w/midship inside frame fuel tank | 1 |
| 73/77 | E100/350, P350/500 -- with ev/em | 6&8 | All | | | 1or2 |
| 73/77 | F350(Super Camper) | 6&8 | All | | Use w/aft axle fuel tank | 1 |
| 73 | F350(exc. Super Camper) | 6&8 | All | | Use with in cab fuel tank | 1 |
| 74/77 | F100/350 | 6&8 | All | | Use with in cab fuel tank | 1 |
| 78/ | E-F100/350 | 6&8 | All | | Use with midship or aft axle fuel tanks (steel tanks) | 1or2 |
| 77 | F250 -- 4/W/D | 6&8 | All | D7TZ 9A307-A | Plastic-use with midship fuel tank | 1 |
| 78/ | F350 (Regular Cab, Crew Cab and Super Camper) | | | | Use with plastic aft axle fuel tank | 1 |
| 9A317 CLIP ASSY. (FUEL LINE) | | | | | | |
| 74 | E100/300 -- with ev/em | 6&8 | All | D4UZ 9A317-A | | 1 |
| 9D319 BRACKET (FUEL TUBE SUPPORT) | | | | | | |
| 79 | E-F100/350 | 6 | 300 | D9AZ 9D319-C | | 1 |
| 79 | E100/250,F100/150 | 8 | 302 | D9AZ 9D319-B | | 1 |
| 79 | E100/350 | 8 | 351W | D9UZ 9D319-A | | 1 |
| 79 | E100/250,F100/150 | 8 | 302 | D9AZ 9D319-D | | 1 |
| 79 | F100/350 | 8 | 351M, 400 | D9AZ 9D319-E | | 1 |
| 9K319 CONNECTOR (FUEL VAPOR HOSE RESTRICTING) | | | | | | |
| 79 | E-F100/250 | 6 | 300 | D8VZ 9K319-A | # Green-orifice .060"-(nylon) | 1 |
| 79 | F150/250 -- M/T-exc. Calif. emission | 6 | 300 | D9TZ 9K319-A | # Turquoise-orifice .050"-(nylon) | 1 |
| 9B321 COUPLING (FRAME FUEL LINE) | | | | | | |
| 73/76 | M450/500 | 6&8 | All | D3TZ 9B321-B | | 1 |
| 9G321 HOSE ASSY. (FUEL VAPOR RETURN) | | | | | | |
| 79 | E-F100/250 | 6 | 300 | ★ D8TE 9G321-AB | Improvise-use (1) D8TZ 9E589-B and cut 4" from D8PZ 12226-B bulk tubing | 1 |
| 79 | F250 -- A/T | 6 | 300 | ★ D9TE 9G321-AA | Improvise-use (1) D8VZ 9K319-A connector and cut 18" from D8PZ 12226-A bulk hose | 1 |
| 79 | F100/150 -- exc. Calif. emission | 6 | 300 | | | 1 |
| 79 | F150 -- Calif. emission | 6 | 300 | | | 1 |
| 79 | F150/250 -- M/T-exc. Calif. emission | 6 | 300 | ★ D9TE 9G321-BA | Improvise-use (1) D9TZ 9K319-A connector and cut 18" from D8PZ 12226-A bulk hose | 1 |
| 79 | E100/250 | 6 | 300 | ★ D9UE 9G321-AA | Improvise-use (1) D8VZ 9K319-A connector and cut 9" from D8PZ 12226-A bulk hose | 1 |
| 79 | E100/250,F100/150 -- exc. Canada | 8 | 302 | ★ D8TE 9G321-BA | Improvise-use (1) D8TZ 9E589-B and (1) D8TZ 9G297-A hose | 1 |
| 79 | E350 -- A/T-Calif. emission | 8 | 351W | | | 1 |
| 9324 HOSE (FUEL TANK VENT)-Also refer to group 9170 | | | | | | |
| 73/77 | P350 -- 104" W/B without ev/em | 6 | 300 | ★ C4UZ 9324-A /bD1PZ 9324-D (12/73) | 9/16" I.D. x 53 1/2" long-fuel tank vent tube-cut to 1 59/64" long | 1 |
| 73/ | F250 -- 4/W/D with ev/em | 6&8 | All | | Fuel tank vent tube-cut to 3" long | 2 |
| 73/ | F350(exc. Super Camper), F500 -- with ev/em | 6&8 | All | | Fuel tank vent tube-cut to 3" long | 2 |

1973/79
TRUCK SERIES 100/500

| YEAR | MODEL/RESTRICTIONS | ENGINE | | PART NUMBER | DESCRIPTION | QTY. |
|--|---|--------|--------------------|---|---|--------|
| | | CYL. | C.I.D. (C.C.D.) | | | |
| 9324 HOSE (FUEL TUBE CONNECTOR)-If not listed below-improvise from bulk hose also refer to groups 9A092, 9324 | | | | | | |
| 73/ | F100/350 | 6&8 | All | DOTZ 9324-E | Fuel tube-3/8" I.D. x 19/32" O.D.-(moulded)- use with aft of axle or midship fuel tank | 1or2 |
| 73/74 | F100/300 "Before Ser. U40,001" | 6&8 | All | | Use with in cab or midship fuel tank | 1 |
| 77 | F250/350(Crew Cab) | 6&8 | All | | Use with in cab and midship fuel tank | 1 |
| 77 | F250 (Crew Cab) -- 4/W/D | 6&8 | All | | Use with dual mounted aft axle and midship fuel tanks | 1 |
| 74 | F100/350 "From Ser. U40,001" | 6&8 | All | D4TZ 9324-C | Fuel tube (moulded)-use with in cab or midship fuel tank | 1 |
| 73/75 | E100/300 -- with P/S | 8 | 302 | D1UZ 9324-A | Fuel tube (moulded) | 1 |
| 73 | E100/300 | 6&8 | All | D1UZ 9324-B | Fuel vapor (moulded) | 1 |
| 73/ | Truck | 6&8 | All | C9PZ 9324-A | *KFL-1-hose (bulk)-fuel tubing- 11/32" I.D. x 19/32" O.D.-25 foot roll | AR |
| 73/ | Truck | 6&8 | All | C9PZ 9324-B | *KFL-2-hose (bulk)-fuel tubing- 9/32" I.D. x 35/64" O.D.-25 foot roll | AR |
| 73/ | Truck | 6&8 | All | D1PZ 9324-A | *KFL-3-hose (bulk)-fuel tubing 3/16" I.D. x 11/32" O.D.-25 foot roll | AR |
| 73/ | Truck | 6&8 | All | D1PZ 9324-B | *KFL-4-hose (bulk)-fuel tubing- 1/4" I.D. x 7/16" O.D.-25 foot roll | AR |
| 73/ | Truck | 6&8 | All | D1PZ 9324-C | *KFL-5-hose (bulk)-fuel tubing- 1/2" I.D. x 25/32" O.D.-25 foot roll | AR |
| 73/ | Truck | 6&8 | All | D1PZ 9324-D | *KFL-6-hose (bulk)-fuel tubing- 5/8" I.D. x 1" O.D.-25 foot roll | AR |
| 79 | Truck | 6&8 | All | D9PZ 9324-B | *KFL-6-A-hose (bulk)-fuel tubing- 5/8" I.D. x 1" O.D.-25 ft. roll | AR |
| 73/ | Truck | 6&8 | All | D1PZ 9324-E | *KFL-7-hose (bulk)-fuel tubing- 3/4" I.D. x 1 1/32" O.D.-25 foot roll | AR |
| 79 | Truck | 6&8 | All | D9PZ 9324-A | *KFL-7-A-hose (bulk)-fuel tubing 3/4" I.D. x 1 1/32" O.D.-25 ft. roll | AR |
| 74 | F100/350 | 6&8 | All | ★ D4TZ 9324-B r/b D5TZ 9324-A(10-75) | Fuel tube (moulded) -use with dual tanks and dual canisters | 1 |
| 75 | E100 | 6&8 | All | | | 1 |
| 75 | E150/350 -- Calif. emission | 6&8 | All | | | 1 |
| 74 | E100/300 -- with ev/em | 8 | 302 | D4DZ 9324-A | Fuel tube (moulded)-cut to length | 1 |
| 75/76 | F100/350 | 6&8 | All | D5TZ 9324-G | Use with aft axle and midship fuel tanks- (moulded) | 1 |
| 77 | F100/350 (Super Cab) | 6&8 | All | | | 1 |
| 75/77 | E100/350 | 6&8 | All | ★ D5UF 9324-DA | Moulded-cut from D5TZ 9324-A | 1 |
| 75/77 | E350 -- 158" W/B-without ev/em | 6&8 | All | D5UZ 9324-A | # D5UA 9324-JA-front (moulded)-use with midship or aft axle fuel tank | 1 |
| 77/ | F250 (Crew Cab) -- 4/W/D | 6&8 | All | | Use with dual mounted aft axle and midship fuel tanks | 1 |
| 75/77 | E100/350 | 6&8 | All | D5UZ 9324-B | # D5UA 9324-KA-front (moulded)-use with midship fuel tank or dual fuel tanks | 1 1 |
| 75/77 | E250/350 -- Cutaway | 6&8 | All | | | 1 |
| 75/76 | E100/350 -- 138" W/B "Before Ser. B00,000" | 6&8 | All | D5UZ 9324-C | # D5UA 9324-LA-front- (moulded)-use with midship fuel tank | 1 |
| 76/ | E100/350 -- 138" W/B "From Ser. B00,000" | 6&8 | All | ★ D6UA 9324-BA | # D6UA 9324-BA-front-use with midship fuel tank-cut from D5UZ 9324-C | 1 |
| 75/ | F100/150 -- 4/W/D | 6&8 | All | D6TZ 9324-A | Fuel tube (moulded) | 1 |
| 76/77 | E100/350 | 6&8 | All | D6UZ 9324-A | Fuel tube(moulded)-to canister | 1 |
| 78/ | E100 | 6 | 300 | | Use with leaded fuel | 1 |
| 77 | F150/250 -- 4/W/D - Calif. emission | 6&8 | All | D7TZ 9324-B | Moulded | 1 |
| 78 | F100/150 | 8 | 302 | | | 1 |
| 78 | E100/350 | 8 | 351W | | | 1 |
| 78 | F100/350 | 8 | 351M, 400 | | | 1 |
| 77 | F250 (Crew Cab) -- 4/W/D | 6&8 | All | D7TZ 9324-C | # D7TS 9324-AA-front (moulded)- use with dual mounted aft axle and midship fuel tanks | 1 |

**1973/79
TRUCK SERIES 100/500**

| YEAR | MODEL/RESTRICTIONS | ENGINE | | PART NUMBER | DESCRIPTION | QTY. |
|---|--|--------|--------------------|--|---|------|
| | | CYL. | C.I.D. (C.C.D.) | | | |
| 9324 HOSE (FUEL FILTER TO CARBURETOR) | | | | | | |
| 77/78 | F100 | 8 | 302 | D7DZ 9324-B | Moulded | 1 |
| 77 | E-F100/350 "Before Ser. X80,001" | 6 | 300 | | | 1 |
| 77/ | F100/350 | 8 | 351M,400 | | | 1 |
| 79 | E100/250,F100/150 | 8 | 302 | | | 1 |
| 79 | E100/350 | 8 | 351W | | | 1 |
| 77/ | E-F100/350 "From Ser. X80,001" | 6 | 300 | D7TZ 9324-D | Moulded | 1 |
| 9E325 HOSE (FUEL VAPOR) - Also refer to groups 9A092, 9324 | | | | | | |
| 74/75 | F250 -- 4/W/D-with ev/em | 6&8 | All | ★ D4TZ 9E325-C /bD6TZ 9E325-E(2/77) | Moulded-use with in cab fuel tank | 1 |
| 74 | F100 -- 4/W/D | 8 | 360 | D4TZ 9E325-U | 5/16" I.D. x 11" long | 1 |
| 74 | F100/350 -- with ev/em | 8 | 360 | | Cut to 8 5/8" long | 1 |
| 74 | E100/300 | 6&8 | All | D4UZ 9E325-G | Moulded | 1 |
| 76/77 | F250 -- 4/W/D | 6&8 | All | D6TZ 9E325-D | Moulded-use with in cab fuel tank | 1 |
| 77 | E150/350 -- Calif. emission | 8 | 351W | D7TZ 9E325-A | | 1 |
| 77/78 | F150/350 | 8 | 351M, 400 | | | 1 |
| 78 | E350 -- A/T - Calif. emission | 8 | 351W | | | 1 |
| 79 | F100/350 | 8 | 351M, 400 | | | 1 |
| 79 | E100/250,F100/150 | 8 | 302 | ★ D8AE 9E325-AA | 16" long-cut from D0PZ 12226-C | 1 |
| 9327 HOSE (FUEL TUBE) | | | | | | |
| 75/77 | E100/350 -- 138",158" W/B | 6&8 | All | D5UZ 9327-A | # D5UA 9327-CA-rear-(moulded)-use with midship fuel tank or dual fuel tanks | 1or2 |
| 75/77 | E250/350 -- Cutaway | 6&8 | All | | | 1 |
| 77/ | F250 (Crew Cab) -- 4/W/D | 6&8 | All | | Use with dual mounted aft axle and midship fuel tanks | 1 |
| 9C328 SLEEVE (FUEL HOSE INSULATOR) | | | | | | |
| 73/74 | E100/300 | 6&8 | All | C8UZ 9C328-A | 3 3/16" dia.-4 1/2" long | 1 |
| 9G328 VALVE ASSY. (THERMACTOR IDLE VACUUM) | | | | | | |
| 76/ | E100 -- M/T | 8 | 351W | D6DZ 9G328-A | # D6DE 9G328-AA | 1 |
| 76 | F100 -- exc. Calif. emission | 8 | 360 | | | 1 |
| 76 | F100 -- 2/W/D - Calif. emission | 8 | 360 | | | 1 |
| 76 | F100 -- A/T-2/W/D - exc. Calif. emission | 8 | 390 | | | 1 |
| 76 | F100 -- M/T - exc. Calif. emission | 8 | 302 | | | 1 |
| 77/ | F100 -- M/T | 8 | 351M | | | 1 |
| 77/ | F100 -- A/T-Canada | 8 | 351M | | Use with leaded fuel | 1 |
| 78 | F100/150-M/T-Hi-altitude | 8 | 302 | | | 1 |
| 78 | F100/150 -- M/T-Calif. emission | 8 | 302 | | | 1 |
| 79 | E100/150 -- M/T | 8 | 302 | | | 1 |
| 9B339 FITTING (OIL PRESSURE SENDER TO ENGINE GOVERNOR) | | | | | | |
| 73 | E100/300 -- M/S | 8 | 302 | C8UZ 9B339-A | | 1 |
| 73 | E100/300 -- P/S | 8 | 302 | D1UZ 9B339-A | | 1 |
| 73 | F100 | 8 | 302 | | Used with oil pressure gauge-stud terminal-3 13/16" long | 1 |
| 74/ | F100 | 8 | All | | Used with oil pressure gauge | 1 |
| 74 | E100/300 | 8 | 302 | | Used with oil pressure gauge | 1 |
| 75/ | E100/350 | 8 | 351W | | Used with oil pressure gauge | 1 |
| 9A342 WIRING ASSY. (IGNITION SWITCH TO FUEL PUMP SWITCH) | | | | | | |
| 73/74 | F100/350 -- w/dual fuel tanks | 6&8 | All | D3TZ 9A342-A | # D3TB 9A342-AA | 1 |
| 75 | F100/350 -- w/dual fuel tanks | 6&8 | All | D5TZ 9A342-C | # D5TB 9A342-BA,BB,BC,BD | 1 |
| 75/76 | F250/350 (Crew Cab) | | | | | 1 |
| 76 | F100/350 -- w/dual fuel tanks | 6&8 | All | ★ D6TZ 9A342-A /bD7TZ 9A342-A(7/79) | # D6TB 9A342-AA, AB, AC | 1 |
| 77 | F100/350 -- w/dual fuel tanks | 6&8 | All | D7TZ 9A342-A | # D7TB 9A342-AA | 1 |

1973/79
TRUCK SERIES 100/500

| YEAR | MODEL / RESTRICTIONS | ENGINE | | PART NUMBER | DESCRIPTION | ● FUEL PUMP CAT SYMBOL | QTY. |
|---|-----------------------------------|--------|---------|---------------------------------|---|------------------------------|------|
| | | CYL. | C.I.D. | | | | |
| 9343 BODY and PLUGS ASSY. (FUEL PUMP UPPER) | | | | | | | |
| 73 | | 8 | All | C4TZ 9343-A | | T54 | 1 |
| 73/74 | | 8 | All | 359462-S100 | (BB-79)-screw & washer assy.- (cover to body)-1/4"-28 x 7/8" fill. head | T54,T66, T75,T76, T78 | 2 |
| 73/74 | | 8 | All | 359617-S100 | (BB-626)-screw & washer assy.- (body & plugs assy. to fuel pump body)-No. 10-32 x 5/8" pan head | T54,T66, T75,T76, T78 | 6 |
| 9349 PUMP REPAIR KIT (FUEL) | | | | | | | |
| Notes: ● Refer to Group 9350 for complete Fuel Pump identification | | | | | | | |
| 73 | B-F500 | 8 | 330L/D | C3AZ 9349-B | | T54 | 1 |
| Consists of 1-C2AZ 9A358-A Diaphragm 1-COLE 9A360-A Plug 1-C3AZ 9398-E Diaphragm 1-C3AZ 9417-C Gasket | | | | | | | |
| 73/74 | E100/300 | 8 | 302 | ★D3UZ 9349-A Service details | | T66,T75 T76,T78 | 1 |
| Consists of 1-COLE 9A360-A Plug 1-D3UZ 9398-A Diaphragm 1-C3AZ 9417-C Gasket | | | | | | | |
| 9350 PUMP ASSY. (FUEL) | | | | | | | |
| 6 CYLINDER | | | | | | | |
| 73/77 | B-F500 | 6 | 300L/D | ★D2TE 9350-RA r/bC3AZ 9350-Y | # D2TE-RA and also 3913 on fuel pump mounting flange-Carter fuel pump and filter assy. | T33 | 1 |
| 73/77 | B-F500 | 6 | 300L/D | C3AZ 9350-Y | # 3938 on fuel pump mounting flange-Carter fuel pump and filter assy.-incl. (1) C3AZ 9417-B gasket, (1) 376148-S9 nipple | T34 | 1 |
| 73/74 | F250 -- 4/W/D | 6 | 300L/D | ★DOTZ 9350-B | # 4900-S on mounting flange- | T59 | 1 |
| 73/74 | F350, P350/500 | 6 | 300L/D | r/bD2TZ 9350-C | Carter fuel pump and filter assy.- incl. (1) C3AZ 9417-B gasket | | 1 |
| 73 | F250 -- 4/W/D | 6 | 300L/D | ★D2TZ 9350-C | # 6295-SA stamped on fuel pump mounting flange-Carter-fuel pump and filter assy.-incl. (1) | T63 | 1 |
| 73 | F350, P350/500 | 6 | 300L/D | r/bD4TZ 9350-D | A8TZ 9417-A gasket | | 1 |
| 73/74 | E100/200, F100 | 6 | 240 | D3TZ 9350-A | # D3TE-AA and also 6399-S on fuel pump mounting flange-Carter incl. | T65 | 1 |
| 73/74 | F300(82) | 6 | 240 | | (1) A8TZ 9417-A gasket | | 1 |
| 73/74 | E300(89) | 6 | 300L/D | | | | 1 |
| 73/74 | F250 -- 2/W/D | 6 | 300 | | | | 1 |
| 74 | E100/200(89), F100 -- with T/E | 6 | 300 | | | | 1 |
| 74 | F100 | 6 | 240 | D4TZ 9350-D | # D2TE-NA and also 4900-SA on fuel pump mounting flange-Carter | T82 | 1 |
| 74 | F100/250 -- 2/W/D | 6 | 300 | | fuel pump and filter assy.- | | 1 |
| 74 | F350,P350/500 -- S/T and ev/em | 6 | 300 | | incl. A8TZ 9417-A gasket- | | 1 |
| 74 | F250 -- 4/W/D and ev/em | 6 | 300 | | use with in cab fuel tank | | 1 |
| 75/76 | F350,P350/500 | 6 | 300L/D | | | | 1 |
| 75/76 | F250 -- 4/W/D | 6 | 300L/D | | | | 1 |
| 75/76 | F250(Crew Cab) | 6 | 300L/D | | | | 1 |
| 75/76 | F100/250 -- 2/W/D | 6 | 300L/D | | Use with in cab tank | | 1 |
| 75/76 | F100 -- 4/W/D | 6 | 300 L/D | | Use with in cab tank | | 1 |
| 77 | B-F-P500 | 6 | 300L/D | | | | 1 |
| 77 | F150/350 | 6 | 300L/D | | Use with in cab fuel tank | | 1 |
| 75/76 | E100/350 | 6 | 300L/D | D5TZ 9350-A | # D5TE-AB-and also 6682-Carter incl. (1) D5TZ 9417-A gasket | T83 | 1 |
| 75/76 | F100/250 -- 2/W/D | 6 | 300L/D | | Use with aft axle and midship fuel tank | | 1 |
| 77 | E150/350 | 6 | 300L/D | | | | 1 |
| 77 | F150/350 | 6 | 300L/D | | Not used with in cab fuel tank | | 1 |

1973/79
TRUCK SERIES 100/500

| YEAR | MODEL / RESTRICTIONS | ENGINE | | PART NUMBER | DESCRIPTION | ● FUEL PUMP CAT SYMBOL | QTY. |
|---------------------------------|---|--------|----------|---------------------------------|---|------------------------------|------|
| | | CYL. | C.I.D. | | | | |
| 9350 PUMP ASSY. (FUEL) — Cont'd | | | | | | | |
| 6 CYLINDER | | | | | | | |
| 77 | E-F100 | 6 | 300 L/D | D7TZ 9350-D | # D7TE-DA and also 6807-Carter incl. (1) D5TZ 9417-A gasket | T87 | 1 |
| 78/ | E-F100/350 | 6 | 300 | | | | 1 |
| 78/ | E-F100/350 | 6 | 300 | ★D8TE 9350-DA r/bD7TZ 9350-D | # D8TE-DA and also 6983-Carter | T93 | 1 |
| 8 CYLINDER | | | | | | | |
| 73 | B-F500 | 8 | 330M/D | C4TZ 9350-D | # 3908-SA or 4976-S on mounting flange-Carter fuel pump and filter assy.-incl (1) C3AZ 9417-C gasket | T54 | 1 |
| 73 | E100/300 -- P/S | 8 | 302 | D3UZ 9350-A | # 6471-S on mounting flange-Carter-incl. (1) C3AZ 9417-C gasket | T66 | 1 |
| 74 | E100/300 -- without T/E and with P/S | | | | | | 1 |
| 73 | E100/300 -- M/S | 8 | 302 | ★D0AZ 9350-C | # 4888-S or SA on mounting flange-Carter-incl. (1) | 151 | 1 |
| 73 | F100 -- w/fuel vapor return line- "Before Ser. R20, 001" | 8 | 302 | r/bD40Z 9350-B | C3AZ 9417-C gasket | | 1 |
| 74 | E100/300 -- without T/E and without P/S | 8 | 302 | | | | 1 |
| 73 | F100 -- w/o fuel vapor return line "From Ser. R20, 001" | 8 | 302 | D30Z 9350-B | # D30E-BA and also 6477-S on mounting flange-Carter-incl. (1) C3AZ 9417-C gasket | T68 | 1 |
| 74 | F100 -- without T/E | 8 | 302 | | | | 1 |
| 73 | F100 | 8 | 360, 390 | ★D0AZ 9350-D | # 4897-S on mounting flange-Carter-incl. (1) C3AZ 9417-C gasket | 152 | 1 |
| 73 | F250 -- 2/W/D | 8 | 360, 390 | r/bD4TZ 9350-A | | | 1 |
| 73 | F250 -- 4/W/D | 8 | 360 | D0TZ 9350-A | # D2TE-GA and also 4899-S on mounting flange-Carter fuel pump and filter assy.-incl. (1) C3AZ 9417-C gasket | T58 | 1 |
| 73 | F350 | 8 | 360, 390 | | | | 1 |
| 73/74 | F250 -- 2/W/D | 8 | 460 | D3TZ 9350-B | # D3TE-BB and also 6501-S on fuel pump mounting flange-Carter fuel pump and filter assy.- incl. (1) C3AZ 9417-C gasket | T67 | 1 |
| 73/74 | F350 | 8 | 460 | | | | 1 |
| 74/76 | M450/500 | 8 | 460 | | | | 1 |
| 75/76 | F150/350 | 8 | 460 | | | | 1 |
| 74 | F100 -- with T/E | 8 | 302 | ★D40E 9350-AA r/bD40Z 9350-B | # D40E-AA and also 6519 on fuel pump mounting flange-Carter | T69 | 1 |
| 74 | F100 -- with T/E | 8 | 302 | D40Z 9350-B | # D40E-BA and also 6588-S on (1) fuel pump mounting flange-Carter- incl. (1) C3AZ 9417-C gasket | T72 | 1 |
| 74 | F100 -- without T/E | 8 | 302 | ★D40E 9350-CA r/bD30Z 9350-B | # D40E-CA and also 6477-SA on fuel pump mounting flange-Carter | T70 | 1 |
| 74 | E100/300 -- with P/S | 8 | 302 | ★D4UE 9350-CA r/bD4UZ 9350-D | # D4UE-CA and also 6521-S on fuel pump mounting flange-Carter | T75 | 1 |
| 74 | E100/300 -- with T/E and P/S | 8 | 302 | D4UZ 9350-D | # D4UE-DA and also 6521-S on fuel pump mounting flange- Carter-incl. (1) C3AZ 9417-C gasket | T78 | 1 |
| 74 | E100/200 -- with S/T and without P/S or T/E | 8 | 302 | | | | 1 |
| 74 | E100/300 -- without P/S | 8 | 302 | ★D4UE 9350-AA r/bD4UZ 9350-B | # D4UE-AA and also 6520-S on fuel pump mounting flange-Carter | T74 | 1 |
| 74 | E100/300 -- without P/S | 8 | 302 | D4UZ 9350-B | # D4UE-BA and also 6520-S on fuel pump mounting flange-Carter- incl. (1) C3AZ 9417-C gasket | T77 | 1 |
| 74 | E100/300 -- with P/S | 8 | 302 | ★D4UE 9350-EA r/bD3UZ 9350-A | # D4UE-EA and also 6417-SA on fuel pump mounting flange-Carter | T76 | 1 |
| 74 | E100/300 -- without T/E and without P/S | 8 | 302 | ★D40E 9350-DA r/bD0AZ 9350-C | # D40E-DA and also 4888-SA on fuel pump mounting flange-Carter | T71 | 1 |
| 73/74 | F100 | 8 | 360,390 | D4TZ 9350-A | # D4TE-AA and also 4897-SA on fuel pump mounting flange- Carter-incl. (1) C3AZ 9417-C gasket-use w/o in cab fuel tank | T79 | 1 |
| 73/74 | F250 -- 2/W/D | 8 | 360,390 | | | | 1 |
| 75/76 | F100/250 | 8 | 360,390 | | | | 1 |
| 75 | F250(Crew Cab) | 8 | 360,390 | | | | 1 |
| 74 | F250(Regular Cab, Super Cab) | 8 | 360,390 | | | | 1 |

1973/79
TRUCK SERIES 100/500

| YEAR | MODEL / RESTRICTIONS | ENGINE* | | PART NUMBER | DESCRIPTION | ● FUEL PUMP CAT SYMBOL | QTY. |
|---------------------------------|---------------------------------|---------|-----------|---------------------------------|---|------------------------------|------|
| | | CYL. | C.I.D. | | | | |
| 9350 PUMP ASSY. (FUEL) — Cont'd | | | | | | | |
| 8 CYLINDER | | | | | | | |
| 78 | F350 (U-Haul) | 8 | 330 | D8TZ 9350-C | # D8TE-CA and also MS-6984 on fuel pump mounting flange—Carter—incl. (1) C3AZ 9417-C gasket | T99 | 1 |
| 74 | F250 -- 4/W/D | 8 | 360 | ★D4TE 9350-BA | # D4TE-BA and also 6557-S on fuel pump mounting flange—Carter fuel pump and filter assy. | T73 | 1 |
| 74 | F350 | 8 | 360,390 | r/bD4TZ 9350-B | | | 1 |
| 74/76 | M450/500 | 8 | 360,390 | | | | 1 |
| 75/76 | F350 | 8 | 360,390 | | | | 1 |
| 74 | F100 | 8 | 360,390 | | Use with in cab fuel tank | | 1 |
| 74 | F250 -- 2/W/D | 8 | 360,390 | | Use with in cab fuel tank | | 1 |
| 75/76 | F100/250 | 8 | 360,390 | | Use with in cab fuel tank | | 1 |
| 74 | F100 | 8 | 460 | D0VY 9350-A | # D0VE-D and also 4898-S on mounting flange—Carter—incl. (1) C3AZ 9417-C gasket | 154 | 1 |
| 74/77 | B-F500 | 8 | 330M/D | D4TZ 9350-B | # D4TE-BB and also 6653-S on fuel pump mounting flange—Carter fuel pump and filter assy.—incl. (1) C3AZ 9417-C gasket | T80 | 1 |
| 74 | F250 -- 4/W/D | 8 | 360,390 | | | | 1 |
| 74 | F350 | 8 | 360,390 | | | | 1 |
| 75/76 | F350 | 8 | 360,390 | | | | 1 |
| 74/76 | M450/500 | 8 | 360,390 | | | | 1 |
| 74 | F250(Crew Cab) | 8 | 360,390 | | Use with in cab fuel tank | | 1 |
| 75/76 | F100/250 | 8 | 360,390 | | Use with in cab fuel tank | | 1 |
| 74 | F100 | 8 | 302 | D4TZ 9350-C | # D4TE-CA and also 6650-S on fuel pump mounting flange—Carter fuel pump and filter assy.—incl. (1) C3AZ 9417-C gasket—use with in cab fuel tank | T81 | 1 |
| 75/76 | F100 | 8 | 302 | ★D50E 9350-AB | # D50E-AB and also 6678—Carter | 155 | 1 |
| 75/77 | E100/350 | 8 | 351W | r/bD50Z 9350-B | | | 1 |
| 75/76 | F100 | 8 | 302 | D50Z 9350-B | # D50E-AB and also 6678—Carter—incl. (1) C3AZ 9417-C gasket | 156 | 1 |
| 75/77 | E100/350 | 8 | 351W | | | | 1 |
| 75/77 | E250/350 | 8 | 460 | D5UZ 9350-B | # D5UE-AB,AC,BC—and also 6680 incl. (1) C3AZ-9417-C gasket | T84 | 1 |
| 77 | F100— "Before Ser. 080,001" | 8 | 351M | ★D6AZ 9350-B r/bD7SZ 9350-B | # D6AE-BB and also 6753—Carter — incl (1) D0AZ 9417-A gasket | 157 | 1 |
| 77 | F100 | 8 | 400 | D7SZ 9350-B | # D7SE-BA and also 6882-S—Carter—incl. (1) D0AZ 9417-A gasket | 160 | 1 |
| 77 | F100— "From Ser. 080,001" | 8 | 351M | | | | 1 |
| 78 | F100/350 -- 2/W/D | 8 | 351M, 400 | | | | 1 |
| 77 | F150/350 | 8 | 351M, 400 | D7TZ 9350-A | # D7TE-AA—incl. (1) D0AZ 9417-A gasket | T88 | 1 |
| 77 | F150/350 | 8 | 460 | ★D7TE 9350-BA r/bD7TZ 9350-C | # D7TE-BA and also 6808 on fuel pump mounting flange—Carter | T85 | 1 |
| 77 | F150/350 | 8 | 460 | D7TZ 9350-C | # D7TE-CA and also 6808 on fuel pump mounting flange—Carter—incl (1) C3AZ 9417-C gasket | T86 | 1 |
| 77 | F100/150 | 8 | 302 | ★D60E 9350-CA | # D60E-CA and also 6751—Carter | 158 | 1 |
| 77/ | E100/350 | 8 | 351W | r/bD60Z 9350-D | | | 1 |
| 77 | F100/150 | 8 | 302 | ★D60Z 9350-D | # D60E-CA, DA and also 6751—Carter— incl (1) C3AZ 9417-C gasket | 159 | 1 |
| 77 | E100/350— "Before Ser. Y40,001" | 8 | 351W | r/bD70Z 9350-A | | | 1 |
| 78/ | E100/350 | 8 | 351W | | | | 1 |
| 77/ | E100/350— "From Ser. Y40,001" | 8 | 351W | D70Z 9350-A | # D70E-AA—Carter—incl. (1) C3AZ 9417-C gasket and (2) screw & washer assy.—hex head-3/8"—16 x 1 1/4" | 161 | 1 |
| 78 | F100/150 | 8 | 302 | | | | 1 |
| 79 | E100/250,F100/150 | 8 | 302 | | | | 1 |

1973/79
TRUCK SERIES 100/500

| YEAR | MODEL / RESTRICTIONS | ENGINE | | PART NUMBER | DESCRIPTION | ● FUEL PUMP CAT SYMBOL | QTY. |
|--|---------------------------------|------------|--------------|--------------|--|--|------|
| | | CYL. | C.I.D. | | | | |
| 9350 PUMP ASSY. (FUEL) — Cont'd | | 8 CYLINDER | | | | | |
| 78 | F150/250 -- 4/W/D | 8 | 351M, 400 | D8TZ 9350-B | # D8TE-BA and also 6978-Carter-incl. (1) D0AZ 9417-A gasket | T89 | 1 |
| 79 | F150/350 -- 4/W/D | 8 | 351M, 400 | | | | 1 |
| 78 | F150/350 | 8 | 460 | D8TZ 9350-F | # D8TE-FA and also 6980-Carter-includes mounting gasket and bolts | T90 | 1 |
| 78 | E250/350- "Before Ser. AJ0,001" | 8 | 460 | D8UZ 9350-A | # D8UE-AA and also 6925-Carter-includes mounting gasket and bolts | T92 | 1 |
| 78 | E250/350- "From Ser. AJ0,001" | 8 | 460 | D8UZ 9350-B | # D8UE-BA and also 6981-Carter-includes mounting gasket and bolts | T91 | 1 |
| 79 | F100/350 -- 2/W/D | 8 | 351M | D9TZ 9350-G | # D8TE-GA and also 60002-Carter-incl. (1) D0AZ 9417-A gasket | T97 | 1 |
| 79 | F150/350 -- 2/W/D | 8 | 400 | | | | 1 |
| 79 | E250/350,F150/350 | 8 | 460 | D9TZ 9350-B | # D9TE-BA and also 60036-Carter-includes mounting gasket and bolts | T98 | 1 |
| 73/77 | B500, F250/500, P350/500 | 6 | All | 358805-S7 | (BB-561)-screw & washer assy.- (fuel pump to engine)-hex. head- 5/16"-18 x 1 1/4" | 133,T59 | 2 |
| 73 | B-F500 | 8 | 330M/D | 87525-S8 | (I-15-A)-connector (fuel pump to fuel line)-5/8"-18 female thread-1/4"-18 male thread- 3/8" tube | T54 | 1 |
| 9B354 LEVER (FUEL PUMP ROCKER ARM RETURN SPRING) | | | | | | | |
| Notes: ● Refer to Group 9350 for complete Fuel Pump identification | | | | | | | |
| 73/77 | | 8 | All | C8TZ 9B354-A | | 154, T66, T68 thru T81 | 1 |
| 73/74 | | 8 | 302 | | Use w/pump ident. 4888-SA | 151 | 1 |
| 9355 BOWL (FUEL FILTER) | | | | | | | |
| Notes: ● Refer to Group 9350 for complete Fuel Pump identification | | | | | | | |
| 73/77 | | 6&8 | All | C3AZ 9355-A | | 133, 134, T54, T58, T59, T63, T67, T73, T80, T81, T82 | 1 |
| 9358 VALVE (FUEL PUMP) | | | | | | | |
| 73/ | | 6&8 | All | C4AZ 9358-A | For all Carter fuel pumps | | 2 |
| 9A358 DIAPHRAGM (FUEL PUMP PULSATOR) | | | | | | | |
| Notes: ● Refer to Group 9350 for complete Fuel Pump identification | | | | | | | |
| 73 | | 8 | All | C2AZ 9A358-A | | T54 | 1 |
| 73/74 | | 8 | 302 | C1VE 9A358-A | | T66, T75, T76, T78 | 1 |
| 9A359 COVER (FUEL PUMP DIAPHRAGM PULSATOR) | | | | | | | |
| Notes: ● Refer to Group 9350 for complete Fuel Pump identification | | | | | | | |
| 73 | | 8 | All | C3TZ 9A359-A | | T54 | 1 |
| 73/74 | | 8 | 302 | D1UZ 9A359-A | | T66, T75, T76, T78 | 1 |
| 9360 SPRING (FUEL PUMP VALVE) | | | | | | | |
| 73/ | | 6&8 | All | C4AZ 9360-A | For all Carter fuel pumps | | 2 |
| 9A360 PLUG (FUEL PUMP ROCKER ARM PIN HOLE) | | | | | | | |
| Notes: ● Refer to Group 9350 for complete Fuel Pump identification | | | | | | | |
| 73/77 | | 6&8 | All | COLE 9A360-A | | 133, 134, 152, T54, T58, T66, T75, T76, T78 | 1 |
| 73/74 | | 8 | 302 | | Use w/pump ident. 4888-S | 151 | 1 |

1973/79
TRUCK SERIES 100/500

| YEAR | MODEL / RESTRICTIONS | ENGINE | | PART NUMBER | DESCRIPTION | ● FUEL PUMP CAT SYMBOL | QTY. |
|--|-----------------------------|--------|--------------|--------------|--|--|------|
| | | CYL. | C.I.D. | | | | |
| 9364 GASKET (FUEL FILTER BOWL) | | | | | | | |
| Notes: ● Refer to Group 9350 for complete Fuel Pump identification | | | | | | | |
| 73/77 | | 6&8 | All | C2AZ 9364-A | 2 1/2" I.D. x 2 3/4" O.D. x 5/32" thick | 133, 134, T54, T58, T59, T63, T67, T73 T80, T81, T82 | 1 |
| 9A364 WASHER (FUEL PUMP DISCHARGE HOSE RETAINER GASKET) | | | | | | | |
| 73/77 | B-F500 -- with ev/em | | | C4TZ 9A364-A | Use with 18 or 30 gallon frame mtd. tank with mechanical fuel pump | | 1 |
| 9365 ELEMENT ASSY. (FUEL FILTER) | | | | | | | |
| Notes: ● Refer to Group 9350 for complete Fuel Pump identification | | | | | | | |
| 73/77 | | 6&8 | All | C4AZ 9365-A | *FG-1-incl. (1) C2AZ 9364-A gasket | 133, 134, T54, T58, T59, T63, T67, T73, T80, T81, T82 | 1 |
| 9369 TUBE ASSY. (FUEL PUMP TO CARBURETOR) - Improve from bulk tubing (2269) | | | | | | | |
| Notes: ● Refer to Group 9350 for complete Fuel Pump identification | | | | | | | |
| 73/77 | | 6&8 | All | 87972-S | (1-13) connector (fuel pump tube to fuel pump)-5/16" flared tube-1/8" x 1/2" -20 | 133,T59 | 1 |
| 73/ | | 6&8 | All | 87944-S8 | (1-22)-nut-(fuel line)-5/16" flared tube-1/2"-20 male thread | | AR |
| 73/ | | 6&8 | All | 87945-S8 | (1-23)-nut-(fuel line)-3/8" flared tube-5/8"-18 male thread | | AR |
| 9C369 SEPARATOR ASSY. (FUEL VACUUM) | | | | | | | |
| 77 | F150/350 | 8 | 400 | D4FZ 9C369-A | # D32E-AA | | 1 |
| 77 | F150/350 -- Calif. emission | 8 | 351M | | | | 1 |
| 77 | E150/350 -- Calif. emission | 8 | 351W | | | | 1 |
| 78 | E350 -- A/T-Calif. emission | 8 | 351W | | | | 1 |
| 78/ | F150/350 | 8 | 351M, 400 | | | | 1 |
| 79 | E-F150/250 -- Canada | 6 | 300 | | | | 1 |
| 79 | E-F350 | 6 | 300 | | | | 1 |
| 79 | F100 -- Calif. emission | 8 | 351M | | | | 1 |
| 79 | E350 | 8 | 351W | | | | 1 |
| 9A375 GASKET (FUEL PUMP DISCHARGE HOSE RETAINER) | | | | | | | |
| 73/77 | B-F500 -- with ev/em | 8 | All | C4TZ 9A375-A | 5/8" I.D. x 7/8" O.D.-use with 18 or 30 gallon frame mtd. fuel tank w/mechanical fuel pump | | 1 |
| 9376 ARM ASSY. (FUEL PUMP ROCKER) | | | | | | | |
| Notes: ● Refer to Group 9350 for complete Fuel Pump identification | | | | | | | |
| 73 | | 8 | All | C5AZ 9376-A | | 152, T58 | 1 |
| 73/77 | | 6 | All | C7AZ 9376-A | | 133,134 | 1 |
| 73/74 | | 8 | 302 | DOAZ 9376-B | Use w/pump ident. 4888-S | 151 | 1 |
| 73 | | 8 | All | C4TZ 9376-A | | T54 | 1 |
| 73/74 | | 8 | 302 | D1UZ 9376-A | | T66,T75, T76,T78 | 1 |
| 73/76 | | 8 | 460 | C8SZ 9376-A | | T67 | 1 |
| 9378 PIN (FUEL PUMP ROCKER ARM) | | | | | | | |
| Notes: ● Refer to Group 9350 for complete Fuel Pump identification | | | | | | | |
| 73/74 | | 8 | All | COLE 9378-A | | 152,T54, T58,T66, T75,T76, T78 | 1 |
| 73/74 | | 8 | 302 | | Use w/pump ident. 4888-S | 151 | 1 |

**1973/79
TRUCK SERIES 100/500**

SECTION 93 9

| YEAR | MODEL / RESTRICTIONS | ENGINE | | PART NUMBER | DESCRIPTION | ● FUEL PUMP CAT SYMBOL | QTY. |
|---|-------------------------------------|--------|--------------|--------------|--|---|------|
| | | CYL. | C.I.D. | | | | |
| 9380 SPRING (FUEL PUMP ROCKER ARM RETURN) | | | | | | | |
| Notes: ● Refer to Group 9350 for complete Fuel Pump identification | | | | | | | |
| 73/74 | | 6&8 | All | C5AZ 9380-B | Color identification "Cadmium-plated dichromatic Use w/pump ident. 4888-S | 151,152, T58 151 | 1 |
| 73/74 | | 8 | 302 | | | 133,134, T59,T82 | 1 |
| 73/77 | | 6 | All | C7AZ 9380-A | | T54 | 1 |
| 73 | | 8 | All | C8TZ 9380-A | | 154,T63, T68 thru T74,T77, T79,T80 T81 | 1 |
| 73/77 | | 6&8 | All | C8VY 9380-A | | 151 | 1 |
| 73/74 | | 8 | 302 | | Use w/pump ident. 4888-S | T66,T75 T76,T78 | 1 |
| 73/74 | | 8 | 302 | D00Z 9380-A | | | 1 |
| 9A389 NUT (FUEL PUMP MANUAL CONTROL) - Also refer to group 11650 | | | | | | | |
| 73/ | E100/350,F100/500,B500 | 6&8 | All | B6TZ 9A389-A | Bezel (emergency warning lamp switch) | | 1 |
| 73/74 | B500,F100/500 | 6&8 | All | C1TZ 9A389-A | | | 1or2 |
| 75 | F350 | 6&8 | All | | | | 1 |
| 73/77 | P350/500 | 6&8 | All | | Bezel (emergency warning lamp switch) | | 1 |
| 74/76 | M450/500 | 8 | All | | | | 1 |
| 9A389 BEZEL (FUEL TANK SELECTOR SWITCH) - Also refer to group 9197 | | | | | | | |
| 75/78 | E100/350 | 6&8 | All | D5UZ 9A389-A | Lettered "MAIN - FUEL - AUX" - use with dual fuel tanks | | 1 |
| 79 | E100/350 | 6&8 | All | D9UZ 9A389-A | Lettered "REAR FUEL FRONT"- use with dual fuel tanks | | 1 |
| 75/ | E100/350 | 6&8 | All | 376642-S35 | (MM-292-A)-nut (bezel to instrument panel)-hex-3/8"-24 | | 1 |
| 9B394 BRACKET (FUEL VALVE MOUNTING) | | | | | | | |
| 78/ | F100/350 (Regular Cab and Crew Cab) | 6&8 | All | D8TZ 9B394-A | Use with dual fuel tanks | | 1 |
| 9A397 SHIELD (FUEL PUMP) | | | | | | | |
| 75/77 | E100/350 - - with A/C | 8 | 351W | D5UZ 9A397-A | | | 1 |
| 9398 DIAPHRAGM ASSY. (FUEL PUMP) | | | | | | | |
| Notes: ● Refer to Group 9350 for complete Fuel Pump identification | | | | | | | |
| 73/77 | | 6 | All | D1AZ 9398-A | | 134 | 1 |
| 73 | | 8 | All | C3AZ 9398-E | | T54 | 1 |
| 73/74 | | 8 | 302 | D3UZ 9398-A | | T66,T75, T76,T78 | 1 |
| 9417 GASKET (FUEL PUMP MOUNTING) | | | | | | | |
| Notes: ● Refer to Group 9350 for complete Fuel Pump identification. | | | | | | | |
| 73/ | B500,E100/350,F100/500,M450/500 | 8 | All | C3AZ 9417-C | | 152,154,155 156,158,159,161, T54,T58,T66 thru T81,T85,T86, T90,T91,T92,T99 151 | 1 |
| 73/74 | | 8 | 302 | | Use w/pump identified 4888-S | | 1 |
| 73/77 | E100/350,F100/500,B500, P350/500 | 6 | 240,300 | A8TZ 9417-A | | 133,134, T59,T63, T65,T82,T83 | 1 |
| 75/77 | B500,E100/350,F100/500,P350/500 | 6 | 300 | D5TZ 9417-A | | | 1 |
| 78/ | E-F100/350 | 6 | 300 | | | | 1 |
| 77/ | F100/350 | 8 | 351M, 400 | D0AZ 9417-A | | 157,160, T88,T89,T97 | 1 |

**1973/79
TRUCK SERIES 100/500**

| YEAR | MODEL/RESTRICTIONS | ENGINE | | PART NUMBER | DESCRIPTION | QTY. |
|---------------------------------|--|--------|--------------------|-----------------------------------|---|------|
| | | CYL. | C.I.D. (C.C.D.) | | | |
| 9424-5 MANIFOLD (INTAKE) | | | | | | |
| 73 | E100/200,F100 | 6 | 240 | ★ D3TZ 9424-B | | 1 |
| 73 | E300(82) | 6 | 240 | Not repl. (6/78) | | 1 |
| 73/74 | B500,F250/500,P350/500 | 6 | 300L/D | C5AZ 9424-E | | 1 |
| 73/74 | E300(89) | 6 | 300L/D | | | 1 |
| 75/76 | B500,E150/350,F150/350, P350/500 | 6 | 300L/D | | | 1 |
| 74 | E100/200,F100 | 6 | 240 | D4TZ 9425-A | | 1 |
| 74 | E300(82) | 6 | 240 | | | 1 |
| 74 | E100/200,F100 -- M/T with T/E | 6 | 300 | | | 1 |
| 75/76 | E100,F100 | 6 | 300 | | | 1 |
| 78 | E-F100 -- M/T-Canada | 6 | 300 | | | 1 |
| 77 | E-F100 -- Calif. emission | 6 | 300L/D | ★ D7TZ 9424-J | | 1 |
| 77 | E150/350,F150/350 | 6 | 300L/D | r/b D7TZ 9424-M(7-76) | | 1 |
| 77 | E-F100 -- exc. Calif. emission | 6 | 300L/D | D7TZ 9424-K | | 1 |
| 77 | E-F100 -- M/T-Calif. emission-- "From Ser. Y00,001" | 6 | 300 | | | 1 |
| 78 | E-F100 | 6 | 300 | | | 1 |
| 78 | E-F150/250 -- Calif. emission | 6 | 300 | | | 1 |
| 79 | E-F100/250 | 6 | 300 | | | 1 |
| 77 | B-F-P500 | 6 | 300L/D | D7TZ 9424-M | Incl. (1) 353055-S7 pipe plug 1/4"-18 | 1 |
| 77 | E-F100 -- A/T-Calif. emission | 6 | 300 | | | 1 |
| 77 | E-F100 -- M/T-Calif. emission-- "Before Ser. Y00,001" | 6 | 300 | | | 1 |
| 77 | E150/350,F150/350 | 6 | 300L/D | | | 1 |
| 78 | E-F150/250 -- exc. Calif. emission | 6 | 300 | | | 1 |
| 78/79 | E-F350 | 6 | 300 | | | 1 |
| 73 | E100/300,F100 -- 2/W/D | 8 | 302 | D30Z 9424-A | | 1 |
| 74 | E100/300,F100 -- without T/E | 8 | 302 | | | 1 |
| 73 | F100/350 | 8 | 360,390 | ★ D3TZ 9424-A Not repl. (6/78) | | 1 |
| 73 | F250/350 | 8 | 460 | D3VY 9424-A | | 1 |
| 73/75 | B-F500- "Before Ser. W00,001" | 8 | 330M/D | C4TZ 9424-H | Incl. (1) 358243-S reducer for use on past model | 1 |
| 75/77 | B-F500 -- exc. Calif. emission "From Ser. W00,001" | 8 | 330M/D | D5TZ 9424-R | | 1 |
| 75/77 | B-F500--Calif. emission | 8 | 330M/D | D5TZ 9424-M | | 1 |
| 74 | E100/200,F100 -- with T/E | 8 | 302 | ★ D4DZ 9424-A Not repl. (9/78) | | 1 |
| 74 | F100/350,M450/500 -- with 2/B carb. | 8 | 360,390 | D4TZ 9424-A | | 1 |
| 75 | F150/350,M450/500 -- with 2/B carb. "Before Ser. W00,001" | 8 | 360,390 | | | 1 |
| 74 | F100/350 | 8 | 460 | D4VY 9424-C | | 1 |
| 75 | F150/350 "Before Ser. W00,001" | 8 | 460 | | | 1 |
| 74 | F250/350,M450/500 -- with 4/B carb. | 8 | 390 | D4TZ 9424-B | | 1 |
| 75 | F150/350,M450/500 -- 4/B carb. "Before Ser. W00,001" | 8 | 390 | | | 1 |
| 74 | M450/500 | 8 | 460 | D4TZ 9424-C | | 1 |
| 75/76 | F100 | 8 | 302 | D50Z 9424-G | | 1 |
| 75 | E250/350 | 8 | 460 | ★ D5VY 9424-A | | 1 |
| 75 | F150/350 "From Ser. W00,001" | 8 | 460 | r/b D6VY 9424-A(3/77) | | 1 |
| 75/76 | F100 -- with 2/B carb. | 8 | 360,390 | D5TZ 9424-J | | 1 |
| 75/76 | F150/350, M450/500 -- with 2/B carb. "From Ser. W00,001" | 8 | 360 | | | 1 |

**1973/79
TRUCK SERIES 100/500**

SECTION 93 11

| YEAR | MODEL/RESTRICTIONS | ENGINE | | PART NUMBER | DESCRIPTION | QTY. |
|--|---|--------|--------------------|--|---|------|
| | | CYL. | C.I.D. (C.C.D.) | | | |
| 9424-5 MANIFOLD (INTAKE) — Cont'd | | | | | | |
| 75/76 | F150/350,M450 -- with 4/B carb. "From Ser. W00,001" | 8 | 390 | D5TZ 9424-L | | 1 |
| 75/76 | E100/350 | 8 | 351W | ★ D5TZ 9424-T r/b D60Z 9424-A(3/78) | | 1 |
| 76/78 | E250/350,F150/350 -- exc. Calif. emission | 8 | 460 | D6TZ 9424-C | | 1 |
| 76/78 | E250/350, F150/350 -- Calif. emission | 8 | 460 | D6VZ 9424-A | | 1 |
| 75/76 | M450/500 | 8 | 460 | D6UZ 9424-A | | 1 |
| 77 | F100/150 | 8 | 302 | D70Z 9424-A | | 1 |
| 77/78 | E100/350 | 8 | 351W | D60Z 9424-A | Incl. (1) 87710-S pipe plug identified as used for 1977 application to plug left rear corner heat switch hole | 1 |
| 79 | E350 | 8 | 351W | | | 1 |
| 79 | E150/250 -- Canada | 8 | 351W | | Use with leaded fuel | 1 |
| 77 | F100/350 | 8 | 351M, 400 | D70Z 9424-C | | 1 |
| 78 | F100/150 | 8 | 302 | D8AZ 9424-B | | 1 |
| 79 | E100/250,F100/150 | 8 | 302 | | | 1 |
| 78/79 | F100/350 | 8 | 351M, 400 | D8TZ 9424-A | | 1 |
| 79 | E250/350,F150/350 | 8 | 460 | D9TZ 9424-H | | 1 |
| 79 | E100/250 -- exc. Canada | 8 | 351W | D9DZ 9424-C | | 1 |
| 73/ | E100,F100/500,B500,P350/500 | 6 | 240,300 | 374047-S | (BB-869-D)-screw & washer assy. (manifold to cylinder head)-hex. head-3/8"-16 x 1 5/16" | AR |
| 73 | E100 | 6 | 240 | 381733-S | (WW-132)-stud & washer assy. (intake and exhaust manifold to cylinder head)-3/8"-16-16 x 2 3/16" | 1 |
| 73 | B-F500 | 6 | 300 | | | 2 |
| 73 | F100/350 | 8 | 360,390 | 43002-S | (B-257)-bolt (intake manifold to cylinder block)-hex. head-locking-3/8"-16 x 1 1/2" | 2 |
| 73 | B-F500 | 8 | 330M/D | | | 2 |
| 73 | F100/350 | 8 | 360,390 | 43011-S | (B-263)-bolt (intake manifold to cylinder block)-hex. head-3/8"-16 x 2 5/8" | 10 |
| 73 | B-F500 | 8 | 330M/D | | | 8 |
| 73 | E100/300,F100 | 8 | 302 | ★42964-S | Bolt (intake manifold to cylinder head)-hex. head-5/16"-18 x 2" | 8 |
| 73 | E100/300,F100 | 8 | 302 | 382198-S | (WW-14-D)-stud-(intake manifold to cylinder head)-5/16"-18 x 2 3/8" | 4 |
| 73 | E100/300,F100 | 8 | 302 | 374031-S7-8 | (MM-295-AA)-nut (intake manifold to cylinder head)-hex. washer-5/16"-18 | 4 |
| 73 | F250/350 | 8 | 460 | 385302-S | (II-106-VN)-tee-5 way and cap assy. (manifold vacuum outlet) | 1 |
| 74 | E100/200,F100 -- C4 with T/E | 8 | 302 | 385671-S | (WW-123-KD)-stud (intake manifold to cyl. head)-5/16"-18-1/4"-20 x 2 11/16" | 1 |
| 75/ | E-F100 | 6 | 300 | 386718-S100 | (II-98-R)-tee and cap assys. (intake manifold vacuum lines) | 1 |
| 77/ | F100/350 | 8 | 351M, 400 | 387331-S100 | (II-244)-tee 5 way and cap assy. (intake manifold vacuum outlet)-3/8"-18 x 3/8" x 1/4" x 3/16" hose | 1 |
| 77/78 | E100/350,F100/350 | 6 | 300 | 387332-S100 | (II-244-A)-tee 5 way and cap assy. (intake manifold vacuum outlet)-3/8"-18 x 3/8" x 1/4" x 3/16" hose | 1 |
| 79 | F100/350 | 6 | 300 | 388512-S100 | (II-245)-tee 5 way and cap assy. (intake manifold vacuum outlet) -3/8"-18 male pipe thread x 3/8" x 1/4" x 3/16" hose | 1 |
| 79 | E100/350 | 6 | 300 | 388513-S100 | (II-249)-tee 5 way and cap assy.- (intake manifold vacuum outlet) -3/8"-18 male pipe thread x 3/8" x 1/4" x 3/16" hose | 1 |

OCTOBER, 1979

COPYRIGHT © 1979-

FORD MOTOR
COMPANY

-DEARBORN, MICHIGAN

NEW ISSUE

1973/79
TRUCK SERIES 100/500

| YEAR | MODEL/RESTRICTIONS | ENGINE | | PART NUMBER | DESCRIPTION | QTY. |
|--|---|--------|--------------------|------------------------------|---|------|
| | | CYL. | C.I.D. (C.C.D.) | | | |
| 9A424-5 SEAL (INTAKE MANIFOLD TO CYLINDER BLOCK) - Also refer to group 9433 | | | | | | |
| 73/76 | F100/350,M450/500 | 8 | 360,390 | ★ C8AZ 9A424-A | Rear | 1 |
| 73/77 | B-F500 | 8 | 330M/D | serv. in 9433 kit (10-74) | | 1 |
| 73/74 | E100/300 | 8 | 302 | ★ D10Z 9A424-A | Rear-5/32" thick-5 3/8" long with 3/16" tabs | 1 |
| 73/78 | F100/150 | 8 | 302 | serv. in 9433 kit (10-74) | | 1 |
| 79 | E100/250,F100/150 | 8 | 302 | | | 1 |
| 73/76 | F100/350,M450/500 | 8 | 360,390 | ★ C8AZ 9A425-A | Front | 1 |
| 73/77 | B-F500 | 8 | 330M/D | serv. in 9433 kit (10-74) | | 1 |
| 73/74 | E100/300 | 8 | 302 | D10Z 9A425-A | Front-5/32" thick-5 3/8" long with 3/16" tabs each end | 1 |
| 73/78 | F100/150 | 8 | 302 | | | 1 |
| 79 | E100/250,F100/150 | 8 | 302 | | | 1 |
| 73 | F250/350 | 8 | 460 | C9SZ 9A425-A | | 2 |
| 74 | F100/350,M450/500 | 8 | 460 | | | 2 |
| 75 | F150/350,M450/500 | 8 | 460 | | | 2 |
| 75/76 | E100 | 8 | 351W | ★ D10Z 9A424-B | Rear-.21" thick-7 1/2" long | 1 |
| | | | | serv. in 9433 kit (10-74) | | |
| 75/76 | E100 | 8 | 351W | ★ D10Z 9A425-B | Front-.21" thick-7 1/2" long | 1 |
| | | | | serv. in 9433 kit (10-74) | | |
| 9F424 VALVE ASSY. (EXHAUST GAS RECIRCULATION VACUUM LOAD CONTROL) | | | | | | |
| 74 | F100 -- C4 with T/E- "From Ser. T00,001" | 8 | 302 | D4TZ 9F424-B | # D4TE 9F424-AB-(nylon) | 1 |
| 74 | F100 -- C4 with T/E- "Before Ser. T00,001" | 8 | 302 | D4TZ 9F424-A | # D4TE 9F424-AA (nylon) | 1 |
| 77 | E150/350 -- Calif. emission | 8 | 351W, 400 | D6AZ 9F424-A | # D6AE 9F424-A1A | 1 |
| 77/ | F150/350 | 8 | 351M | | | 1 |
| 77 | F150/350 -- exc. Calif. emission | 8 | 400 | | | 1 |
| 78 | E350 -- A/T-Calif. emission | 8 | 351W | | | 1 |
| 78 | F150/350 | 8 | 400W | | | 1 |
| 78 | F150/250 -- 4/W/D-exc. Calif. emission | 8 | 400C | | | 1 |
| 79 | E350 | 8 | 351W | | | 1 |
| 77 | F100 -- M/T - exc. Calif. emission | 8 | 351M | D7DZ 9F424-B | # D6BE 9F424-B1A,B2A | 1 |
| 77 | F100 -- A/T - Calif. emission | 8 | 351M | | | 1 |
| 77 | F100 -- A/T - exc. Calif. emission | 8 | 400 | | | 1 |
| 77 | F100 -- A/T-Canada | 8 | 351M | | | 1 |
| 78 | F100 | 8 | 351M | | | 1 |
| 78 | F100 | 8 | 400 | | | 1 |
| 78 | F150/250 -- A/T-Calif. emission | 8 | 351M, 400 | | | 1 |
| 79 | F100/350 | 8 | 351M, 400 | | | 1 |
| 78 | E150/350,F250/350 -- Calif. emission | 6 | 300 | D8TZ 9F424-A | # D8TE 9F424-A2A | 1 |
| 79 | E-F350 -- Calif. emission | 6 | 300 | | | 1 |
| 9426 Refer to group 9430 | | | | | | |

1973/79
TRUCK SERIES 100/500

SECTION 93 13

| YEAR | MODEL/RESTRICTIONS | ENGINE | | PART NUMBER | DESCRIPTION | QTY. |
|--|---|--------|--------------------|--------------------------------------|--|------|
| | | CYL. | C.I.D. (C.C.D.) | | | |
| 9A427 VALVE ASSY. (EXHAUST CONTROL) - Also refer to group 9A435 | | | | | | |
| 73/74 | F100 | 8 | 360,390 | D3TZ 9A427-A | | 1 |
| 74 | E100/300,F100 -- with T/E | 8 | 302 | D4TZ 9A427-C | | 1 |
| 74 | F100 -- M/T with 3.50:1 axle | 8 | 360 | D4TZ 9A427-D | | 1 |
| 75/76 | F100 | 8 | 390 | D5TZ 9A427-A | #D5TE 9A427-AA | 1 |
| 75/76 | F100 "Before Ser. A50,000" | 8 | 360 | | | 1 |
| 76 | F100 -- exc. A/T with 4/W/D and without Calif. emission | 8 | 360 | | | 1 |
| 75 | F100 | 8 | 302 | D5TZ 9A427-B | #D5TE 9A427-BA | 1 |
| 76 | F100 -- M/T | 8 | 302 | | | 1 |
| 76 | F100 -- A/T- "Before Ser. A50,000" | 8 | 302 | | | 1 |
| 77 | F100 -- Calif. emission | 8 | 302 | | | 1 |
| 75/76 | E100 | 8 | 351W | D50Z 9A427-A | #D50E 9A427-AA | 1 |
| 9A428 HOSE (EXHAUST VACUUM CONTROL VALVE) | | | | | | |
| 75/ | F100 | 8 | 302 | D5AZ 9A428-A | 5/32" I.D. - 7" long (high temperature) | 1 |
| 9F429 GASKET (EXHAUST AIR SUPPLY PUMP ELBOW-OUTLET) | | | | | | |
| 78 | E250 -- Calif. emission | 8 | 460 | D8BZ 9F429-A | | 1 |
| 79 | E100/250 -- A/T | 8 | 302 | | | 1 |
| 9430-1 MANIFOLD (EXHAUST) | | | | | | |
| 73/74 | E100/200,F100 | 6 | 240 | D7TZ 9426-C | Incl. (1) 371485-S pipe plug-3/4"-14 | 1 |
| 73/74 | E300(82) | 6 | 240 | | | 1 |
| 73 | B500,F250/500 | 6 | 300L/D | | | 1 |
| 73 | E300(89) | 6 | 300L/D | | | 1 |
| 74 | B500,E100/300,F100/500, | 6 | 300 L/D | | | 1 |
| 75/ | E100/350,F100/350 | 6 | 300 | | | 1 |
| 73/77 | P350/500 | 6 | 300L/D | | | 1 |
| 75/77 | B-F500 | 6 | 300L/D | ★ D1TZ 9430-A /bD9TZ 9430-A(5/79) | | 1 |
| 75/77 | B-F500 | 6 | 300 L/D | D9TZ 9430-A | #D7TE 9430-EC-incl. (1) 358048-S pipe plug 3/4"-14 | 1 |
| 73 | E100,F100/500,B500,P350/500 | 6 | 240,300 | 88624-S | (W-25)-stud (exhaust manifold to intake manifold)-3/8" -16-24 x 4 7/8" | 2 |
| 73/77 | B-F500 | 8 | 330M/D | C4TZ 9430-B | R.H. and L.H.-rams horn type | 2 |
| 73/76 | F100/350,M450/500 | 8 | 360,390 | D0TZ 9430-A | R.H. | 1 |
| 73/74 | F100 | 8 | 360,390 | C5TZ 9431-A | L.H. | 1 |
| 73/75 | F150/350,M450/500 -- "Before Ser. W00,001" | 8 | 360,390 | C8TZ 9431-B | L.H.-use with (1) C1SZ-9448-E heat shield | 1 |
| 73/74 | E100/300- | 8 | 302 | ★ D0AZ 9430-C | R.H. | 1 |
| 73/74 | "Before Ser. T20,001" | | | /bD40Z 9430-B | | 1 |
| 73/74 | F100 -- without T/E- | 8 | 302 | and D5DZ 9A603-B (2-75) | | 1 |
| 74 | "Before Ser. T20,001" | | | | | 1 |
| 74 | F100 -- with T/E | 8 | 302 | ★ D4TZ 9430-A | R.H. | 1 |
| 74 | E100/300- | 8 | 302 | /bD40Z 9430-B | | 1 |
| 74 | "From Ser. T20,001" | | | and D5DZ 9A603-B (11-74) | | 1 |
| 74 | F100 -- without T/E- | 8 | 302 | | | 1 |
| 74 | "From Ser. T20,001" | | | | | 1 |
| 73/74 | E100/300 | 8 | 302 | D40Z 9430-B | R.H. | 1 |
| 73/74 | F100 -- with T/E | 8 | 302 | | | 1 |
| 74 | F100 -- without T/E | 8 | 302 | | | 1 |
| 73 | E100/300,F100 | 8 | 302 | ★ D0AZ 9431-C | L.H. | 1 |
| 74 | E100/300 -- without T/E- | 8 | 302 | /bD40Z 9431-B(4/77) | | 1 |
| 74 | "Before Ser. T20,001" | | | | | 1 |
| 74 | F100 -- without T/E- | 8 | 302 | | | 1 |
| 74 | "Before Ser. T20,001" | | | | | 1 |
| 74 | E100/200 -- without T/E- | 8 | 302 | D40Z 9431-B | L.H. | 1 |
| 74 | "From Ser. T20,001" | | | | | 1 |
| 74 | E300 "From Ser. T20,001" | 8 | 302 | | | 1 |
| 74 | F100 -- without T/E- | 8 | 302 | | | 1 |
| 74 | "From Ser. T20,001" | | | | | 1 |
| 77/78 | F100/150 | 8 | 302 | | | 1 |

OCTOBER, 1979

COPYRIGHT © 1979-

FORD MOTOR
COMPANY

-DEARBORN, MICHIGAN

NEW ISSUE

1973/79
TRUCK SERIES 100/500

| YEAR | MODEL/RESTRICTIONS | ENGINE | | PART NUMBER | DESCRIPTION | QTY. |
|---|---|--------|--------------------|---|---|------|
| | | CYL. | C.I.D. (C.C.D.) | | | |
| 9430-1 MANIFOLD (EXHAUST) — Cont'd | | | | | | |
| 74 | F100 -- with T/E | 8 | 302 | D4TZ 9431-A | L.H.—use with 9A427 valve | 1 |
| 74 | E100/200 -- with T/E— "From Ser. T20,001" | 8 | 302 | | | 1 |
| 74 | E100/300—with T/E— "Before Ser. T00,001" | 8 | 302 | D4UZ 9431-A | L.H.—use with 9A427 valve | 1 |
| 74 | E100/300 -- with T/E— "From Ser. T00,001 to T20,001" | 8 | 302 | ★ D4UZ 9431-B /bD4TZ 9431-A (1/77) | L.H.—use with 9A427 valve | 1 |
| 75/76 | F100 | 8 | 302 | | L.H. | 1 |
| 73 | F250 -- 2/W/D— "Before Ser. R60,001" | 8 | 460 | ★ D3TZ 9430-A /bD4TZ 9430-B (12/73) | R.H. | 1 |
| 73 | F350 "Before Ser. R60,001" | 8 | 460 | | | 1 |
| 74/76 | M450/500 | 8 | 460 | D3VY 9430-B | R.H. | 1 |
| 74/75 | F100/350 "Before Ser. W00,001" | 8 | 460 | D4TZ 9430-B | R.H. | 1 |
| 73 | F250 -- 2/W/D | 8 | 460 | | | 1 |
| 73 | F350 | 8 | 460 | | | 1 |
| 73 | F250 -- 2/W/D | 8 | 460 | D4VY 9431-A | L.H. | 1 |
| 73 | F350 | 8 | 460 | | | 1 |
| 74 | F100/350,M450/500 | 8 | 460 | | | 1 |
| 75 | F150/350,M450/500— "Before Ser. W00,001" | 8 | 460 | | | 1 |
| 75/ | E250/350,F150/350 "From Ser. W00,001" | 8 | 460 | D5TZ 9430-C | R.H. | 1 |
| 75/76 | E250/350,F150/350,M450/500 "From Ser. W00,001" | 8 | 460 | D5TZ 9431-A | L.H. | 1 |
| 77/ | E250/350,F150/350 | 8 | 460 | | | 1 |
| 75/76 | F100 | 8 | 302 | D5DZ 9430-A | R.H. | 1 |
| 77/ | F100/150 | 8 | 302 | | | 1 |
| 75 | E100 | 8 | 351W | D5UZ 9430-A | R.H. | 1 |
| 76 | E100 -- Calif. and Canada | 8 | 351W | | | 1 |
| 75/76 | E150/350 | 8 | 351W | D5DZ 9430-D | R.H. | 1 |
| 76 | E100 -- exc. Calif. and Canada | 8 | 351W | | | 1 |
| 77/78 | E100/350 | 8 | 351W | | | 1 |
| 75/ | E100/350 | 8 | 351W | D50Z 9431-B | L.H. | 1 |
| 75 | F100 | 8 | 390 | D5TZ 9431-B | L.H. | 1 |
| 75/76 | F100 "Before Ser. A50,000" | 8 | 360 | | | 1 |
| 76 | F100 -- exc. A/T with 4/W/D and without Calif. emission "From Ser. A50,000" | 8 | 360 | | | 1 |
| 75/76 | F150/350 "From Ser. W00,001" | 8 | 360,390 | D5TZ 9431-C | L.H. | 1 |
| 75/76 | M450 | 8 | 390 | | | 1 |
| 76 | F100 -- A/T -- exc. Calif. emission "From Ser. A50,000" | 8 | 360 | | | 1 |
| 77/ | F100/350 | 8 | 351M, 400 | D7TZ 9430-A | R.H. | 1 |
| 77/ | F100/350 | 8 | 351M, 400 | D5AZ 9431-A | L.H. | 1 |
| 79 | E100/250 | 8 | 302 | D9BZ 9430-E | R.H. | 1 |
| 79 | E100/250,F100/150 | 8 | 302 | D9TZ 9431-B | L.H. | 1 |
| 79 | E100/350 | 8 | 351W | D9AZ 9430-F | R.H.—incl. (1) D9ZZ 9G458-A plug and (1) 371485-S plug | 1 |
| 73/77 | B-F500 | 8 | 330 | 20522-S8 | (B-89)—bolt (R.H. and L.H. exhaust manifolds to cylinder heads)—hex. head—3/8"— 16 x 2" | 12 |
| 73/77 | B-F500 | 8 | 330 | 356684-S8 | (BB-169)—bolt (R.H. and L.H. exhaust manifolds to cylinder heads)—hex. head—3/8"— 16 x 3 3/4" | 4 |

1973/79
TRUCK SERIES 100/500

| YEAR | MODEL/RESTRICTIONS | ENGINE | | PART NUMBER | DESCRIPTION | QTY. |
|---|-------------------------------------|--------|--------------------|--------------|--|---------------|
| | | CYL. | C.I.D. (C.C.D.) | | | |
| 9430-1 MANIFOLD (EXHAUST) — Cont'd | | | | | | |
| 73/77 | B-F500 | 8 | 330 | 44727-S8 | (X-24)-washer (R.H. and L.H. exhaust manifolds to cylinder heads)-flat-3/8" | 4 |
| 73/77 | B-F500 | 8 | 330 | 379651-S7-8 | (WW-98-C)-stud (manifold to cylinder head)-hex. shoulder-3/8"-16 x 3 21/64" | 4 |
| 73/76 | F100/350 | 8 | 360,390 | 374047-S | (BB-869-D)-screw & lockwasher assy. (exhaust manifold to cylinder head)-hex. head-3/8" -16 x 1 5/16" | 14 |
| 73/ | B500,E100/300,F100/500, P350/500 | 6 | 240, 300L/D | | 12 | |
| 73/76 | F100/350 | 8 | 360,390 | 381733-S | (WW-132)-stud & washer assy. (exhaust manifold to cylinder head)-3/8"-16-16 x 2 3/16" | 2 |
| | | | | 353992-S | (XX-127)-washer-flat-3/8" | |
| 73/74 | E100/300,F100 | 8 | 302 | 381730-S | (BB-869-B)-screw & washer assy.(exhaust manifold to cylinder head)-3/8"-16 x 1 1/8" | 8 |
| 73/74 | E100/300,F100 | 8 | 302 | 381731-S | (BB-869-F)-screw & washer assy. (exhaust manifold to cylinder head)-3/8"-16 x 1 7/8" | 8 |
| 73/74 | E100/300,F100 | 8 | 302 | 381732-S | (BB-869-H)-screw & washer assy. (exhaust manifold to cylinder head)-3/8"-16 x 2 1/4" | 4 |
| 73/ | B500,E100/300,F100/500, P350/500 | 6 | 240, 300L/D | 380272-S7-8 | (WW-33-B)-stud (exhaust manifold to intake manifold)-3/8" -16-24 x 2 1/4" | 1 |
| 9A430 SHAFT and COUNTERWEIGHT ASSY. (EXHAUST THERMOSTAT CONTROL VALVE) | | | | | | |
| 73/74 | E100/300,F100 | 6 | 240 | C5AZ 9A430-A | | 1 |
| 75/77 | E100/350,F100/350,P350/500 | 6 | 300L/D | | 1 | |
| 73 | B500,F250/500,P350/500 | 6 | 300L/D | | 1 | |
| 73/74 | E300(82) | 6 | 240 | | 1 | |
| 73 | E300(89) | 6 | 300L/D | | 1 | |
| 74 | B500,E100/300,F100/500, P350/500 | 6 | 300 | | 1 | |
| 78/ | E-F100/350 | 6 | 300 | | 1 | |
| 9F430 BRACKET (EXHAUST GAS RECIRCULATION RESERVOIR) | | | | | | |
| 75/77 | B-F500 -- Calif. emission | 8 | 330M/D | D5TZ 9F430-A | # D5TA 9F430-AA | 1 |
| 75/76 | F150/350 -- Calif. emission | 8 | 360,390 | D5TZ 9F430-B | # D5TE 9E487-AA | 1 |
| 75/76 | F150/350 -- Calif. emission | 8 | 460 | | | 1 |
| 77 | E150/350 -- Calif. emission | 8 | 351W | | | 1 |
| 75/76 | M450/500 "From Ser. W20,001" | 8 | 360,390, 460 | D5HZ 9F430-C | | 1 |
| 77 | F150/350 | 8 | 351M, 400 | D7TZ 9F430-A | # D7TE 9F430-AA | 1 |
| 77 | F150/350 -- Calif. emission | 8 | 460 | | | 1 |
| 78 | F150/350 | 8 | 351M, 400 | D8TZ 9F430-A | # D8TE 9F430-AA | 1 |
| 78 | F350 -- Calif. emission | 8 | 460 | | | 1 |
| 79 | F150/250 | 8 | 351M | | | 1 |
| 79 | F350 -- A/T | 8 | 351M | | | 1 |
| 79 | F150/250 -- exc. Calif. emission | 8 | 400 | | | 1 |
| 79 | F350 -- 2/W/D | 8 | 400 | | | 1 |
| 9433 GASKET SET (MANIFOLD) -- Also refer to group 9439-41 | | | | | | |
| 73/76 | F100/350,M450/500 | 8 | 360,390 | C3AZ 9433-G | Gasket and seal set (intake manifold) | 1 |
| Consists of | | | | | | |
| 1-C8AZ 9A424-A | | Seal | 1-C8AZ 9A425-A | | Seal | 2-C8AZ 9441-A |
| | | | | | | Gasket |
| 73/77 | B-F500 | 8 | 330M/D | C7TZ 9433-B | | 1 |
| Consists of | | | | | | |
| 1-C8AZ 9A424-A | | Seal | 1-C8AZ 9A425-A | | Seal | 2-C8TZ 9441-A |
| | | | | | | Gasket |

1973/79
TRUCK SERIES 100/500

| YEAR | MODEL/RESTRICTIONS | ENGINE | | PART NUMBER | DESCRIPTION | QTY. |
|---|----------------------------------|--------|--------------------|---|---------------------------------------|------|
| | | CYL. | C.I.D. (C.C.D.) | | | |
| 9433 GASKET SET (MANIFOLD) - Also refer to group 9439-41 - Cont'd | | | | | | |
| 73/74 | E100/300,F100 | 8 | 302 | D1AZ 9433-B | | 1 |
| 75/76 | F100 | 8 | 302 | | | 1 |
| Consists of 1-D10Z 9A424-A Seal 1-D10Z 9A425-A Seal 2-C3AZ 9441-D Gasket | | | | | | |
| 73/74 | F250/350 | 8 | 460 | D3TZ 9433-A | Gasket and seal set (intake manifold) | 1 |
| 74 | F100 "From Ser.T20,001" | 8 | 460 | | | 1 |
| 74 | M450/500 | 8 | 460 | | | 1 |
| Consists of 2-C9SZ 9A425-A Seal 1-D6VE 9C484-AA Gasket | | | | | | |
| 74 | F100 "Before Ser.T20,001" | 8 | 460 | C9AZ 9433-A | | 1 |
| Consists of 2-C9SZ 9A425-A Seal 2-C8SZ 9441-A Gasket | | | | | | |
| 75/76 | E100 | 8 | 351W | D5AZ 9433-B | | 1 |
| Consists of 1-D1AE 9A424-AA Seal 1-D1AE 9A425-AA Seal 2-D4AE 9439-AA Gasket | | | | | | |
| 75/76 | E150/350 | 8 | 351W | ★ D5UZ 9433-A r/b D7UZ 9433-A (6/77) | | 1 |
| Consists of 1-D5AE 9A424-AA Seal 1-D5AE 9A425-AA Seal 1-D5UE 9C484-AB Gasket | | | | | | |
| 75/77 | E250/350,F150/350,M450/500 | 8 | 460 | D5AZ 9433-C | | 1 |
| 78/ | E250/350,F150/350 | 8 | 460 | | | 1 |
| Consists of 2-D5VE 9A425-AA Seal 1-D6VE 9C484-AA Gasket | | | | | | |
| 77/78 | F100/150 | 8 | 302 | D70Z 9433-A | | 1 |
| Consists of 1-D10Z 9A424-A Seal 1-D10Z 9A425-A Seal 2-D70E 9439-A1A,A2A,A4A Gasket | | | | | | |
| 77/78 | E100 | 8 | 351W | ★ D70Z 9433-B | | 1 |
| 78 | E150/250 -- Calif. emission | 8 | 351W | r/b D9AZ 9433-A(5/79) | | 1 |
| Consists of 1-D1AE 9A424-AA Seal 1-D1AE 9A425-AA Seal 2-D70E 9439-A1A,A2A,A4A Gasket | | | | | | |
| 77 | E150/350 | 8 | 351W | D7UZ 9433-A | | 1 |
| 78 | E150/350 -- exc. Calif. emission | 8 | 351W | | | 1 |
| 78 | E350 -- Calif. emission | 8 | 351W | | | 1 |
| 79 | E350 | 8 | 351W | | | 1 |
| 79 | E150/350 -- Canada | 8 | 351W | | Use with leaded fuel | 1 |
| Consists of 1-D5AE-9A424-AA Seal 1-D5AE 9A425-AA Seal 1-D7UE 9C484-AA Gasket | | | | | | |
| 77/ | F100/350 | 8 | 351M, 400 | D5AZ 9433-A | | 1 |
| Consists of 2-D1AE 9A425-AA Seal 1-D5AE 9C484-AC Gasket | | | | | | |
| 79 | E100/250 -- exc. Canada | 8 | 351W | D9AZ 9433-A | | 1 |
| Consists of 1-D1AE 9A424-AA Seal 1-D1AE 9A425-AA Seal 2-D8DE 9439-AA Gasket | | | | | | |
| 79 | E100/250,F100/150 | 8 | 302 | D9AZ 9433-B | | 1 |
| Consists of 1-D10Z 9A424-A Seal 1-D10Z 9A425-A Seal 2-D8DE 9439-AA Gasket | | | | | | |
| 9C433 HOSE (EXHAUST AIR SUPPLY CHECK VALVE INLET) - Also refer to group 9B466 | | | | | | |
| 74 | F100 -- with T/E | 8 | 302 | ★ D4DE 9C433-AA | L.H.-cut to length from C8TZ 9B466-A | 1 |

1973/79
TRUCK SERIES 100/500

SECTION 93 17

| YEAR | MODEL/RESTRICTIONS | ENGINE | | PART NUMBER | DESCRIPTION | QTY. |
|--|--|--------|--------------------|---------------|---|------|
| | | CYL. | C.I.D. (C.C.D.) | | | |
| 9A435 SPACER (EXHAUST MANIFOLD TO MUFFLER INLET PIPE) - also refer to group 9A427 | | | | | | |
| 73 | F250/350 | 8 | 460 | C80Z 9A435-A | | 1 |
| 76/77 | F100 -- exc. Calif. emission "From Ser. A50,001" | 8 | 302 | D6TZ 9A435-B | | 1 |
| 76 | F100 -- "From Ser. A75,000" | 8 | 360 | D6TZ 9A435-A | | 1 |
| 76 | F100 -- with 2/B carb - A/T Calif. emission- "From Ser. A75,000" | 8 | 390 | | | 1 |
| 9C435 GASKET (EXHAUST AIR SUPPLY TUBE UPPER) | | | | | | |
| 74 | E100/200 -- C4 with T/E | 8 | 302 | C8TZ 9C435-A | Upper-5/8" I.D.-1 1/4" O.D.-1/16" thick | 2 |
| 75/76 | E100- "Before Ser. C25,000" | 8 | 351W | | | 2 |
| 75/76 | E150/350 -- Calif. emission- "Before Ser. C25,000" | 8 | 351W | | | 2 |
| 76 | E100- "From Ser. C25,000" | 8 | 351W | D6DZ 9C435-A | Upper - 1 1/2" dia. x 1/16" thick- | 2 |
| 76 | E150/350 -- Calif. emission- "From Ser. C25,000" | 8 | 351W | | used to seal bolt head to air manifold | 2 |
| 76 | E100 "From Ser. C25,000" | 8 | 351W | D6DZ 9C435-B | Lower - 1 1/4" dia. x 1/32" thick- | 2 |
| 76 | E150/350 -- Calif. emission- "From Ser. C25,000" | 8 | 351W | | used to seal air manifold to cylinder head | 2 |
| 77/78 | E100 | 8 | 351W | D7DZ 9C435-B | | 2 |
| 77/78 | E150/350 -- Calif. emission | 8 | 351W | | | 2 |
| 79 | E100/350 -- exc. Canada | 8 | 351W | | | 2 |
| 75/77 | F100/150 | 8 | 302 | D5TZ 9C435-B | Upper-3/8" I.D.-3/4" O.D.-1/16" thick | 2 |
| 78 | F100 -- M/T-Calif. emission | 8 | 302 | | | 1 |
| 78 | F100 -- with Hi-altitude carb. | 8 | 302 | | | 1 |
| 78 | F100 -- A/T | 8 | 302 | | | 1 |
| 75/77 | F100/150 | 8 | 302 | D5TZ 9C435-A | Lower-15/16" I.D.-1 3/16" O.D. | 2 |
| 78 | F100 -- M/T-Calif. emission | 8 | 302 | | | 1 |
| 78 | F100 -- with Hi-altitude carb. | 8 | 302 | | | 1 |
| 78 | F100 -- A/T | 8 | 302 | | | 1 |
| 79 | F100/150 -- exc. Canada | 8 | 302 | | | 2 |
| 79 | F100 -- Canada | 8 | 302 | | | 2 |
| 78 | E250 -- Calif. emission | 8 | 460 | D5VZ 9C435-A | Use with D5VY 9B449-A | 2 |
| 79 | E250/350 | 8 | 460 | | | 2 |
| 78 | E250,F150/250 -- Calif. emission | 8 | 460 | D8TZ 9C435-A | R.H. | 1 |
| 78 | E250,F150/250 -- Calif. emission | 8 | 460 | D8TZ 9C435-B | L.H. | 1 |
| 78 | F150/250 -- Calif. emission | 8 | 460 | D8TZ 9C435-C | Use with D8TZ 9B449-C tube | 2 |
| 79 | F150/350 | 8 | 460 | | | 2 |
| 9D436 CLAMP (EXHAUST AIR SUPPLY TUBE) | | | | | | |
| 78 | E250 -- Calif. emission | 8 | 460 | D8VZ 9D436-A | Use with D5VY 9B449-A | 2 |
| 79 | E250/350 | 8 | 460 | | | 2 |
| 9441 GASKET (INTAKE MANIFOLD TO CYLINDER HEAD) - Also refer to group 9433 | | | | | | |
| 73/77 | B-F500 | 8 | 330M/D | ★ C8TZ 9441-A | Serv. in 9433 gasket set (11/77) | 2 |
| 73/76 | F100/350,M450/500 | 8 | 360,390 | ★ C8AZ 9441-A | Serv. in 9433 gasket set (1/77) | 2 |
| 73/74 | E100/300 | 8 | 302 | ★ C3AZ 9441-D | Serv. in 9433 gasket set (1/77) | 2 |
| 73/74 | F100 -- exc. with T/E | 8 | 302 | | | 2 |
| 75/76 | F100 | 8 | 302 | | | 2 |
| 74 | F100 | 8 | 460 | C8SZ 9441-A | | 2 |
| 74 | F100 -- with T/E | 8 | 302 | D4DZ 9441-A | | 2 |
| 9E441 VALVE and BRACKET ASSY. (VACUUM DIFFERENTIAL) | | | | | | |
| 75/76 | F100 "Before Ser. A75,001" | 8 | 360,390 | D5AZ 9E441-B | # D5AE 9E441-BA | 1 |
| 75/77 | E-F100 -- exc. Canada | 6 | 300 | | | 1 |
| 75/77 | F100 -- C4-Calif. emission | 8 | 302,360 | | | 1 |
| 75/76 | E100/350 | 8 | 351W | D5FZ 9E441-C | # D52E 9E441-CA | 1 |
| 77 | E100 -- Calif. emission | 8 | 351W | | | 1 |
| 75/77 | F100 -- M/T | 8 | 302 | D5TZ 9E441-E | # D5TE 9E441-EA | 1 |
| 76/77 | F100 -- Canada | 8 | 302 | D5DZ 9E441-A | # D5DE 9E441-AA | 1 |
| 75 | F100 -- M/T-exc. Calif. emission | 8 | 360 | | | 1 |

OCTOBER, 1979

COPYRIGHT © 1979-

FORD MOTOR
COMPANY

—DEARBORN, MICHIGAN

NEW ISSUE

1973/79
TRUCK SERIES 100/500

| YEAR | MODEL/RESTRICTIONS | ENGINE | | PART NUMBER | DESCRIPTION | QTY. |
|--|---|--------|--------------------|--|--|------|
| | | CYL. | C.I.D. (C.C.D.) | | | |
| 9F441 ACTUATOR ASSY. (EMISSION THROTTLE POSITIONER CONTROL) | | | | | | |
| 75/77 | E150/350 -- gas- Calif. emission | 8 | All | D5HZ 9F441-A | # D5HF 9F441-AA, D7HF 9F441-AA | 1 |
| 75/77 | B500,F150/500 -- Calif. emission | 8 | All | | | 1 |
| 75/76 | M450/500 -- "From Ser. W00,001" | 8 | 360,390, 460 | | | 1 |
| 77 | E150/350 -- A/T-exc. Calif. emission "From Ser. 060,001 to Y00,001" | 8 | 351W | | | 1 |
| 78 | E-F150/350 | 8 | 460 | | | 1 |
| 78 | F150 -- exc. Calif. emission | 8 | 302 | | | 1 |
| 78 | F350 -- Calif. emission | 8 | 351M,400 | | | 1 |
| 78 | E350 -- Calif. emission | 8 | 351W | | | 1 |
| 79 | E-F150 -- Canada | 8 | 302 | | | 1 |
| 79 | E350 | 8 | 351W, 460 | | | 1 |
| 79 | F350 | 8 | 351M, 400,460 | | | 1 |
| 79 | F150/350 -- Canada | 8 | 351M, 400,460 | | | 1 |
| 79 | E250/350 -- Canada | 8 | 460 | | | 1 |
| 75 | B500,E150/350,F150/500, P350/500 -- Calif. emission | 6 | 300 | D5HZ 9F441-B | # D5HF 9F441-BA, D7HF 9F441-BA | 1 |
| 76/77 | F150/350 -- Calif. emission | 6 | 300 | | | 1 |
| 76/77 | B-F500 | 6 | 300 | | | 1 |
| 78 | F350 -- Calif. emission | 6 | 300 | | | 1 |
| 79 | E-F350 | 6 | 300 | | | 1 |
| 79 | E-F100/350 -- Canada | 6 | 300 | | | 1 |
| 9443 CLAMP (INTAKE and EXHAUST MANIFOLD TO CYLINDER BLOCK) | | | | | | |
| 73/77 | B500,E100/350,F100/500, P350/500 | 6 | 240,300 L/D | D1AZ 9443-A | | 13 |
| 78/ | E-F100/350 | 6 | 300 | | | 13 |
| 9B445-6 MANIFOLD ASSY. (EXHAUST AIR SUPPLY) | | | | | | |
| 74 | E100/200,F100 -- M/T with T/E | 6 | 300 | D4TZ 9B445-A | R.H.-# D4TE 9B445-AA | 1 |
| 74 | F100 -- with T/E | 8 | 302 | D4OZ 9B445-A | R.H.-# D4OE 9B445-AA | 1 |
| 74 | F100 -- with T/E | 8 | 302 | D4OZ 9B446-A | L.H.-# D4OE 9B446-AA | 1 |
| 74 | F100 -- with T/E | 8 | 360 | D4TZ 9B445-B | R.H.-# D4TE 9B445-BB | 1 |
| 74 | F100 -- with T/E | 8 | 360 | D4TZ 9B446-A | L.H.-# D4TE 9B446-AB | 1 |
| 75 | E100,F100 | 6 | 300L/D | D5TZ 9B445-C | | 1 |
| 75/76 | F100, M450/500 | 8 | 360,390 | D5TZ 9B445-A | R.H. | 1 |
| 75/76 | F150/350 -- Calif. emission "From Ser. W00,001" | 8 | 360,390 | | | 1 |
| 75/76 | F100, M450/500 | 8 | 360,390 | D5TZ 9B446-A | L.H. | 1 |
| 75/76 | F150/350 -- Calif. emission "From Ser. W00,001" | 8 | 360,390 | | | 1 |
| 76/78 | E-F100 | 6 | 300 | D6TZ 9B445-A | # D5TE 9B445-CD | 1 |
| 79 | E-F150/250 -- Canada | 6 | 300 | | | 1 |
| 79 | E-F350 | 6 | 300 | | | 1 |
| 75 | B-F500 -- Calif. emission "Before Ser. X20,001" | 8 | 330M/D | ★ D5TZ 9B445-B /bD5TZ 9B445-D(9/77) | R.H. - use with moulded hose | 1 |
| 75/77 | B-F500 -- Calif. emission "From Ser. X20,001" | 8 | 330M/D | D5TZ 9B445-D | R.H.-use with straight hose | 1 |
| 75/77 | B-F500 -- Calif. emission | 8 | 330 M/D | D5TZ 9B446-B | L.H. | 1 |
| 9447 GASKET (CARBURETOR) - Also refer to groups 9C477 and 9A589 | | | | | | |
| 73/77 | B-F500(w/o governor) | 8 | 330M/D | C2AZ 9447-F | *CG-187-spacer to intake manifold Carb. to spacer | 1 |
| 73/77 | B-F500(w/o governor) -exc. Calif. emission | 8 | 330M/D | | | 1 |
| 75/77 | B-F500 -- Calif. emission | 8 | 330 M/D | D5TZ 9447-B | *CG-421-# D5TE 9447-BA-carburetor to spacer | 1 |
| 73/74 | B-F500,P350/500 | 6 | 300L/D | C8AZ 9447-C | *CG-236-carb. to intake manifold Carb. to spacer | 1 |
| 74 | E100/200,F100 -- M/T with T/E | 6 | 300 | | | 1 |
| 75 | B500,E100,F100,F500,P350/500 | 6 | 300L/D | | Carb. to spacer | 1 |
| 76 | B500,E100,F100,F500 | 6 | 300 | | Carb to spacer | 1 |

1973/79
TRUCK SERIES 100/500

| YEAR | MODEL/RESTRICTIONS | ENGINE | | PART NUMBER | DESCRIPTION | QTY. |
|---|---|--------|--------------------|---|--|------|
| | | CYL. | C.I.D. (C.C.D.) | | | |
| 9447 GASKET (CARBURETOR) - Also refer to groups 9C477 and 9A589 - Cont'd | | | | | | |
| 73/75 | B-F500 (w/governer) | 6 | 300 | C8TZ 9447-A | *CG-212-governor to carb. and carb to intake manifold | 2 |
| 75 | F100/350(w/governer) -- Calif. emission | 6 | 300 | | | 2 |
| 73/77 | P350/500 (w/governer) | 6 | 300 | | | 2 |
| 73/74 | E100/200,F100 | 8 | 302 | D3TZ 9447-B | *CG-357-spacer to intake manifold | 1 |
| 73/74 | E300(82) | 8 | 302 | | | 1 |
| 73/74 | E300(89) | 8 | 302 | D30Z 9447-C | *CG-361-spacer to intake manifold | 1 |
| 73/74 | E100/300 | 6 | 240 | D3TZ 9447-A | *CG-356-carb. to spacer | 1 |
| 73/74 | E300(82) | 6 | 240 | | | 1 |
| 73/74 | E300(89),F250/350 | 6 | 300L/D | | | 1 |
| 75/76 | E150/350,F150/350 | 6 | 300L/D | | | 1 |
| 73 | E100/200,F100/350 | 6 | 240,300 L/D | D3TZ 9447-D | *CG-362-spacer to intake manifold | 1 |
| 73/74 | F100 -- with ev/em | 6 | 240 | D3TZ 9447-F | *CG-371-carb. to heat shield | 1 |
| 73/74 | F100 -- with ev/em | 6 | 240 | D3TZ 9447-G | *CG-372-spacer to heat shield | 1 |
| 73 | F250/350 | 8 | 360,390 | ★ D3TZ 9447-H r/bD3TZ 9447-J (2/74) | *CG-352-A- # D3TE 9447-CB-spacer to intake manifold | 1 |
| 73 | F100 | 8 | 360 | | | 1 |
| 73 | F100 "Before Ser. R40,001" | 8 | 390 | | | 1 |
| 74 | F100 | 8 | 390 | | | 1 |
| 74/75 | F250/350,M450/500 -- with 2/B carb.- "Before Ser. W00,001" | 8 | 360,390 | D4TZ 9447-H | *CG-413- # D4TE 9447-HA-spacer to intake manifold | 1 |
| 74 | F100 -- without T/E | 8 | 360 | | | 1 |
| 74/75 | F250/350,M450/500 -- with 4/B carb.- "Before Ser. W00,001" | 8 | 390 | D4TZ 9447-C | *CG-404-spacer to intake manifold | 1 |
| 75/76 | F150/350 -- with 4/B carb.- exc. Calif. emission "From Ser. W00,001" | 8 | 390 | D5TZ 9447-C | *CG-420-spacer to intake manifold | 1 |
| 75/76 | M450/500 -- with 4/B carb. | 8 | 390 | D5TZ 9447-J | *CG-461 - spacer to intake manifold | 1 |
| 75/76 | F150/350 -- with 4/B carb.- Calif. emission- "From Ser. W00,001" | 8 | 390 | | | 1 |
| 73 | F250/350 | 8 | 460 | D3VY 9447-A | *CG-358-spacer to intake manifold | 1 |
| 74 | F100/350,M450/500 | 8 | 460 | | | 1 |
| 73/74 | F100 "From Ser.R40.001" | 8 | 390 | D3TZ 9447-J | *CG-412- # D3TE 9447-CC-spacer to intake manifold | 1 |
| 73 | M450/500 | 8 | 360,390 | | | 1 |
| 74 | E100/200,F100 | 6 | 240 | D4TZ 9447-D | *CG-411-spacer to intake manifold | 1 |
| 74 | E300(82) | 6 | 240 | | | 1 |
| 74/76 | E100/350, F100/350 | 6 | 300L/D | | | 1 |
| 78 | E-F100 -- Canada | 6 | 300 | | | 1 |
| 74 | F100 -- with T/E | 8 | 360 | D4TZ 9447-B | *CG-400- # D4TE 9447-GA-spacer to intake manifold | 1 |
| 73 | F250/350 | 8 | 460 | D3VY 9447-B | *CG-363-carb. to spacer | 1 |
| 74 | F100/350,M450/500 | 8 | 460 | | | 1 |
| 75/76 | F100 | 8 | 360,390 | D5TZ 9447-H | *CG-439-spacer to intake manifold | 1 |
| 75 | E250/350,F150/350,M450/500 | 8 | 460 | D5VY 9447-A | *CG-418-spacer to intake manifold | 1 |
| 75/76 | F150/350 -- with 2/B carb. "From Ser. W00,001" | 8 | 360 | D5TZ 9447-D | *CG-438-spacer to intake manifold | 1 |
| 75/76 | E100/350 | 8 | 351W | ★ D50Z 9447-B r/bD70Z 9447-A(9-76) | *CG-422- # D50E 9447-BA-spacer to intake manifold | 1 |
| 75/76 | F100 | 8 | 302 | | | 1 |
| 76 | E250/350,F150/350 | 8 | 460 | D6VZ 9447-B | *CG-469-spacer to intake manifold | 1 |
| 76 | M450/500 | 8 | 460 | | | 1 |
| 77/ | F100/350 | 8 | 351M, 400 | D7AZ 9447-B | *CG-488 - # D7AE 9447-BA, D8AE 9447-AA ,AB spacer to intake manifold | 1 |

1973/79
TRUCK SERIES 100/500

| YEAR | MODEL/RESTRICTIONS | ENGINE | | PART NUMBER | DESCRIPTION | QTY. |
|---|--|--------|--------------------|--|---|------|
| | | CYL. | C.I.D. (C.C.D.) | | | |
| 9447 GASKET (CARBURETOR) - Also refer to groups 9C477 and 9A589 - Cont'd | | | | | | |
| 77/78 | F100/150 | 8 | 302 | D70Z 9447-A | *CG-479- # D70E 9447-AA - spacer to intake manifold | 1 |
| 77/78 | E100/350 | 8 | 351W | | | 1 |
| 79 | E100/250,F100/150 | 8 | 302 | | | 1 |
| 79 | E350 | 8 | 351W | | | 1 |
| 79 | E150/250 - - Canada | 8 | 351W | | | 1 |
| 77 | B500,E100/350,F100/500, P500 | 6 | 300 | D7TZ 9447-C | *CG-486 - spacer to intake manifold | 1 |
| 78 | E-F100 - - exc. Canada | 6 | 300 | | | 1 |
| 78/ | E-F150/350 | 6 | 300 | | | 1 |
| 77 | E250/350,F150/350 "Before Ser. 060,001" | 8 | 460 | ★ D7VZ 9447-A r/b D7VZ 9447-C(9/78) | *CG-476- # D7VE 9447-AA - spacer to intake manifold | 1 |
| 77/78 | E250/350,F150/350 "From Ser. 060,001" | 8 | 460 | D7VZ 9447-C | *CG-497- # D7VE 9447-CA - spacer to intake manifold-use with aluminum or cast iron spacer | 1 |
| 79 | E250/350,F150/350 | 8 | 460 | D9TZ 9447-D | *CG-536- # D9TE 9447-DA-spacer to intake manifold | 1 |
| 9A447 LOCK (EXHAUST MANIFOLD TO CYLINDER HEAD BOLT TAB) | | | | | | |
| 73/77 | B-F500 | 8 | 330 | C4TZ 9A447-A | Center-2 3/16" between bolt hole centers | 2 |
| 73/77 | B-F500 | 8 | 330 | C4TZ 9A447-B | 4 5/8" between bolt hole centers | 8 |
| 9B447 PULLEY (EXHAUST AIR SUPPLY PUMP) | | | | | | |
| 74/76 | F100 - - with T/E | 8 | 302 | D40Z 9B447-A | # D40E 9C480-AA-4 1/16" O.D. | 1 |
| 77 | F150/350 - - A/T-Calif. emission- "From Ser. 080,001" | 8 | 400 | | | 1 |
| 78 | F150/250 - - M/T-Calif. emission | 8 | 351M | | | 1 |
| 78 | F350 - - A/T-Calif. emission | 8 | 400 | | | 1 |
| 79 | F100/250 - - M/T | 8 | 351M | | | 1 |
| 79 | F150/250 - - M/T | 8 | 400 | | | 1 |
| 74 | F100 - - with T/E-with A/C | 8 | 360 | D4TZ 9B447-A | # D4TE 9C480-AA,FA-5 13/16" O.D. | 1 |
| 75 | F150/350 | 8 | 360,390 | | | 1 |
| 74 | F100 - - with T/E-without A/C "Before Ser. T80,001" | 8 | 360 | D4AZ 9B447-A | # D3AE 9C480-AA-4 3/4" O.D. | 1 |
| 77 | F100 - - with T/E | 8 | 302 | | | 1 |
| 78 | F100 - - A/T-Calif. emission "From Ser. BC0,001" | 8 | 302 | | | 1 |
| 78 | F100/150 - - M/T-Calif. emission | 8 | 302 | | | 1 |
| 77/ | F100/150 - - w/Hi-altitude carb. | 8 | 302 | | | 1 |
| 79 | F100 - - Calif. emission | 8 | 302 | | | 1 |
| 74 | F100 - - with T/E-without A/C- "From Ser. T80,001" | 8 | 360 | D4TZ 9B447-D | # D4TE 9C480-LA-6" O.D. | 1 |
| 74 | E100/300,F100 - - with T/E | 6 | 300 | D4TZ 9B447-C | # D4TE 9C480-CA,HA-4 5/16" O.D. | 1 |
| 75/76 | E100/350,F100 - - with T/E | 6 | 300 | | | 1 |
| 77 | F100 - - M/T - Calif. emission- "Before Ser. 080,001" | 6 | 300 | | | 1 |
| 77 | E100 - - Calif. emission- "Before Ser. 080,001" | 6 | 300 | | | 1 |
| 77 | E-F100 - - Canada | 6 | 300 | | | 1 |
| 74 | E100/300 - - with T/E- without A/C | 8 | 302 | D4UZ 9B447-A | # D4UE 9C480-A1A,D4TE 9C480-JA- 4 1/4" O.D. | 1 |
| 78 | F150/250 - - M/T-Calif. emission | 8 | 351M | | | 1 |
| 78 | F350 - - A/T-Calif. emission | 8 | 400 | | | 1 |
| 74 | E100/300 - - with T/E- with A/C | 8 | 302 | D4UZ 9B447-B | # D4UE 9C480-BA,D4TE 9C480-KA- 5 3/16" O.D. | 1 |

1973/79
TRUCK SERIES 100/500

SECTION 93 21

| YEAR | MODEL/RESTRICTIONS | ENGINE | | PART NUMBER | DESCRIPTION | QTY. |
|---|---|--------|--------------------|--------------|--|------|
| | | CYL. | C.I.D. (C.C.D.) | | | |
| 9B447 PULLEY (EXHAUST AIR SUPPLY PUMP) — Cont'd | | | | | | |
| 75/76 | F100/350 -- with A/C | 8 | 360,390 | D4AZ 9B447-B | #D3AE 9C480-BA,D5TE 9C480-BA,D5TE 9B447-BA-5 3/8" O.D. | 1 |
| 78 | E250 -- Calif. emission with A/C or A/C Hi-output | 8 | 460 | | | 1 |
| 78 | F150/250 -- Calif. emission without A/C | 8 | 460 | | | 1 |
| 79 | E250/350 -- with A/C or A/C Hi-output | 8 | 460 | | | 1 |
| 79 | F150/350 -- without A/C | 8 | 460 | | | 1 |
| 75/76 | F100/350 -- without A/C | 8 | 360,390 | D5TZ 9B447-C | #D5TE 9C480-CA - 5 7/16" O.D. | 1 |
| 75 | M450/500 | 8 | 360,390 | | | 1 |
| 75/77 | B-F500 -- Calif. emission-- exc. w/fan clutch | 8 | 330M/D | D5TZ 9B447-F | #D5TE 9C480-FA-3 9/16" O.D. | 1 |
| 77 | B-F500 -- Calif. emission-- w/fan clutch | 8 | 330 M/D | D7TZ 9B447-D | #D7TE 9B447-DA,D7TE 9C480-DA-4 5/32" O.D. | 1 |
| 77 | E-F100 -- exc. Calif. emission-- without A/C- "From Ser. 080,001" | 6 | 300 | | | 1 |
| 75 | E100/350 | 8 | 351W | D5ZZ 9B447-A | #D5ZE 9C480-AA-5 3/8" O.D. | 1 |
| 76 | E100 | 8 | 351W | | | 1 |
| 75/77 | E150/350 -- Calif. emission | 8 | 351W | D5ZZ 9B447-B | #D5ZE 9C480-BA,D7ZE 9B447-AA-6 1/16" O.D. | 1 |
| 77 | E100 -- A/T - Canada | 8 | 351W | | Use with leaded gas | 1 |
| 77/ | E100 | 8 | 351W | | | 1 |
| 78 | E150/250 -- Calif. emission | 8 | 351W | | | 1 |
| 79 | E150/250 | 8 | 351W | | | 1 |
| 77 | E150/350 -- A/T--Calif. emission | 8 | 351W | D7TZ 9B447-E | #D4ZE 9C480-AA - 5 1/8" O.D. | 1 |
| 78 | E350 -- Calif. emission | 8 | 351W | | | 1 |
| 79 | E350 -- exc. Canada | 8 | 351W | | | 1 |
| 77 | E-F100 -- Calif. emission --without A/C- "From Ser. 080,001" | 6 | 300 | D7TZ 9B447-C | #D7TE 9B447-CA,D7TE 9C480-CA-3 21/32" O.D. | 1 |
| 78/ | E-F100 -- Canada--without A/C | 6 | 300 | | Use with leaded gas | 1 |
| 79 | E100/250 | 8 | 302 | D9UZ 9B447-A | #D9UE 9C480-AA - 6 7/16" O.D. | 1 |
| 77 | E-F100 -- exc. Calif. emission-- with A/C- "From Ser. 080,001" | 6 | 300 | D7TZ 9B447-B | #D7TE 9B447-BA,D7TE 9C480-BA-5 5/8" O.D. | 1 |
| 77 | E-F100 -- Calif. emission --with A/C- "From Ser. 080,001" | 6 | 300 | C8TZ 9B447-A | #D7TE 9B447-EA,C8TE 9C480-A 4 15/16" O.D. | 1 |
| 78 | E-F100 -- Canada--with A/C | 6 | 300 | | Use with leaded gas | 1 |
| 77 | E100,F100 | 6 | 300 | D5DZ 9B447-A | #D5DE 9B447-AA,D5DE 9C480-AA- 4 31/32" O.D. | 1 |
| 77 | E100 | 8 | 351W | D7TZ 9B447-A | #D7TE 9C480-AA, D7TE 9B447-AA- 7 1/4" O.D. | 1 |
| 77 | F100 | 8 | 351M, 400 | D6AZ 9B447-A | #D5UE 9C480-AA,D6AE 9B447-AA-4 13/16" O.D. | 1 |
| 77 | F150/350 -- Calif. emission | 8 | 351M, 400 | | | 1 |
| 78 | F100 -- A/T--exc. Calif. emission | 8 | 351M, 400 | | | 1 |
| 78 | F150/250 -- A/T--Calif. emission | 8 | 351M, 400 | | | 1 |
| 78 | F350 -- Calif. emission | 8 | 351M | | | 1 |
| 79 | F100/250 -- A/T | 8 | 351M | | | 1 |
| 79 | F150/250 -- A/T | 8 | 400 | | | 1 |
| 79 | F350 | 8 | 351M, 400 | | | 1 |
| 78 | E250 -- without A/C-- Calif. emission | 8 | 460 | D8TZ 9B447-A | #D8TE 9C480-AA-5 1/8" O.D. | 1 |
| 78 | E250 -- without A/C-- Hi-output | 8 | 460 | | | 1 |
| 79 | E250/350 -- without A/C | 8 | 460 | | | 1 |

1973/79
TRUCK SERIES 100/500

| YEAR | MODEL/RESTRICTIONS | ENGINE | | PART NUMBER | DESCRIPTION | QTY. |
|---|--|--------|--------------------|--------------|--|------|
| | | CYL. | C.I.D. (C.C.D.) | | | |
| 9B447 PULLEY (EXHAUST AIR SUPPLY PUMP) — Cont'd | | | | | | |
| 78 | F150/250 -- Calif. emission --with A/C | 8 | 460 | D00Z 9B447-B | # D00E 9C480-A-6 1/8" O.D. | 1 |
| 79 | F150/350 -- with A/C | 8 | 460 | | | 1 |
| 79 | E-F100/350 -- A/C--without Canada leaded fuel | 6 | 300 | D9TZ 9B447-B | # D9TE 9B447-BA, D9TE 9C480-BA- 7 3/32" O.D. | 1 |
| 79 | E-F100/350 -- exc. Canada with leaded fuel | 6 | 300 | D9TZ 9B447-C | # D9TE 9B447-CA, D9TE 9C480-CA- 5 3/16" O.D. | 1 |
| 79 | B-F-P600 | 6 | 300 | | | 1 |
| 9448 GASKET (EXHAUST MANIFOLD) | | | | | | |
| 74 | F100/350 | 8 | 460 | D4VY 9448-B | R.H. | 1 |
| 75/77 | E250/350,F150/350,M450/500 | 8 | 460 | | | 1 |
| 78/ | E250/350,F150/350 | 8 | 460 | | | 1 |
| 74 | F100/350 | 8 | 460 | D4VY 9448-A | L.H. | 1 |
| 75/77 | E250/350,F150/350,M450/500 | 8 | 460 | | | 1 |
| 78/ | E250/350,F150/350 | 8 | 460 | | | 1 |
| 9448 HEAT SHIELD (EXHAUST MANIFOLD) | | | | | | |
| 73/77 | B-F500 | 8 | 330M/D | C4TZ 9448-A | | 2 |
| 73 | F100/350,M450/500 | 8 | 360,390 | C1SZ 9448-E | L.H. (stainless steel)--use with C8TZ 9431-B manifold | 1 |
| 74 | F250/350,M450/500 | 8 | 360,390 | | | 1 |
| 74 | F100 | 8 | 390 | | | 1 |
| 74 | F100 -- without T/E | 8 | 360 | | | 1 |
| 75 | F150/350,M450/500 -- "Before Ser. W00,001" | 8 | 360,390 | | | 1 |
| 73/75 | F100/350,M450/500 | 8 | 360,390 | C1SZ 9448-F | R.H. (stainless steel) | 1 |
| 76 | F150/350,M450/500 | 8 | 360,390 | | | 1 |
| 9448 GASKET (EXHAUST MANIFOLD HEAT SHIELD) | | | | | | |
| 74 | F100 -- with T/E | 8 | 360 | D4TZ 9448-A | L.H.--# D4TE 9448-AA | 1 |
| 75/76 | F100 | 8 | 360,390 | | R.H. | 1 |
| 75/76 | F100 | 8 | 360,390 | D5TZ 9448-A | L.H.--# D5TE 9A457-AA,AB | 1 |
| 75/76 | F150/350,M450--"From Ser. W00,001" | 8 | 360,390 | | | 1 |
| 9B448 TUBE ASSY. (EXHAUST AIR SUPPLY) -- Also refer to group 9B449 | | | | | | |
| 74 | E100/200 -- C4 with T/E | 8 | 302 | C8TZ 9B448-A | | 1 |
| 75/76 | E100 | 8 | 351W | D30Z 9B448-A | # D6BE 9B449-AA | 1 |
| 75/76 | E150/350 -- Calif. emission | 8 | 351W | | | 1 |

9D448 VALVE ASSY. (INTEGRAL EXHAUST GAS RECIRCULATION AND BACK PRESSURE CONTROL)
Also refer to groups 9F452,9D475

- Check the EGR valve, taken from the vehicle, for an identification part number.
- Refer to the Identification Chart below.
- Find the EGR valve identification part number (sequenced numerically) and find the service part number in the adjacent column.

For example:

The service part number for EGR valve identified D7TE 9D448-B1A, D7TE 9D448-B2A or D7TE 9D448-B3A is D7TZ 9D448-B.

IDENTIFICATION CHART

| IDENTIFICATION | PART NUMBER | IDENTIFICATION | PART NUMBER |
|---|--------------|----------------|--------------|
| 9D448 VALVE ASSY. (INTEGRAL EXHAUST GAS RECIRCULATION AND BACK PRESSURE CONTROL) Also refer to groups 9F452,9D475 | | | |
| D7AE 9D448-C1A | D7AZ 9D448-C | D7AE 9D448-E2A | D7AZ 9D448-E |
| D7AE 9D448-C2A | D7AZ 9D448-C | D7AE 9D448-E3A | D7AZ 9D448-E |
| D7AE 9D448-C3A | D7AZ 9D448-C | D7AE 9D448-F1A | D7AZ 9D448-F |
| D7AE 9D448-D1A | D7AZ 9D448-D | D7AE 9D448-F2A | D7AZ 9D448-F |
| D7AE 9D448-D2A | D7AZ 9D448-D | D7AE 9D448-F3A | D7AZ 9D448-F |
| D7AE 9D448-D3A | D7AZ 9D448-D | D7AE 9D448-G1A | D7AZ 9D448-G |
| D7AE 9D448-E1A | D7AZ 9D448-E | D7AE 9D448-G2A | D7AZ 9D448-G |

1973/79
TRUCK SERIES 100/500

IDENTIFICATION CHART

| IDENTIFICATION | PART NUMBER | IDENTIFICATION | PART NUMBER |
|--|--------------|----------------|--------------|
| 9D448 VALVE ASSY. (INTEGRAL EXHAUST GAS RECIRCULATION AND BACK PRESSURE CONTROL) — Cont'd Also refer to groups 9F452,9D475 Refer to page 22 for Identification Instructions | | | |
| D7AE 9D448-G3A | D7AZ 9D448-G | D7TE 9D448-J1A | D7TZ 9D448-J |
| D7AE 9D448-H1A | D7AZ 9D448-H | D7TE 9D448-J2A | D7TZ 9D448-J |
| D7AE 9D448-H2A | D7AZ 9D448-H | D7TE 9D448-J3A | D7TZ 9D448-J |
| D7AE 9D448-H3A | D7AZ 9D448-H | D7TE 9D448-K1A | D7TZ 9D448-K |
| D7AE 9D448-K1A | D7AZ 9D448-K | D7TE 9D448-K2A | D7TZ 9D448-K |
| D7AE 9D448-K2A | D7AZ 9D448-K | D7TE 9D448-K3A | D7TZ 9D448-K |
| D7AE 9D448-K3A | D7AZ 9D448-K | D7TE 9D448-L1A | D7TZ 9D448-L |
| D7DE 9D448-B1A | D7DZ 9D448-B | D7TE 9D448-L2A | D7TZ 9D448-L |
| D7DE 9D448-B2A | D7DZ 9D448-B | D7TE 9D448-L3A | D7TZ 9D448-L |
| D7DE 9D448-B3A | D7DZ 9D448-B | D7TE 9D448-M1A | D7TZ 9D448-M |
| D7DE 9D448-D1A | D7DZ 9D448-D | D7TE 9D448-M2A | D7TZ 9D448-M |
| D7DE 9D448-D2A | D7DZ 9D448-D | D7TE 9D448-M3A | D7TZ 9D448-M |
| D7DE 9D448-E1A | D7DZ 9D448-H | D7TE 9D448-N1A | D7TZ 9D448-N |
| D7DE 9D448-E2A | D7DZ 9D448-H | D7TE 9D448-N2A | D7TZ 9D448-N |
| D7DE 9D448-E3A | D7DZ 9D448-H | D7TE 9D448-N3A | D7TZ 9D448-N |
| D7DE 9D448-G1A | D7DZ 9D448-G | D7TE 9D448-S2A | D7TZ 9D448-S |
| D7DE 9D448-G2A | D7DZ 9D448-G | D7TE 9D448-T2A | D7TZ 9D448-T |
| D7DE 9D448-G3A | D7DZ 9D448-G | D7UE 9D448-A1A | D7UZ 9D448-A |
| D7DE 9D448-G3A | D7DZ 9D448-G | D7UE 9D448-A2A | D7UZ 9D448-A |
| D70E 9D448-B1A | D70Z 9D448-B | D7UE 9D448-A3A | D7UZ 9D448-A |
| D70E 9D448-B2A | D70Z 9D448-B | D7UE 9D448-B1A | D7UZ 9D448-B |
| D70E 9D448-B3A | D70Z 9D448-B | D7UE 9D448-B2A | D7UZ 9D448-B |
| D70E 9D448-C1A | D70Z 9D448-C | D7UE 9D448-B3A | D7UZ 9D448-B |
| D70E 9D448-C2A | D70Z 9D448-C | D7UE 9D448-D1A | D7UZ 9D448-D |
| D70E 9D448-C3A | D70Z 9D448-C | D7UE 9D448-D2A | D7UZ 9D448-D |
| D70E 9D448-D1A | D70Z 9D448-D | D7UE 9D448-D3A | D7UZ 9D448-D |
| D70E 9D448-D2A | D70Z 9D448-D | D7UE 9D448-H2A | D7UZ 9D448-H |
| D70E 9D448-D3A | D70Z 9D448-D | D7UE 9D448-J2A | D7UZ 9D448-J |
| D70E 9D448-E1A | D70Z 9D448-E | D7UE 9D448-L2A | D7UZ 9D448-L |
| D70E 9D448-E2A | D70Z 9D448-E | D7VE 9D448-A1A | D7VZ 9D448-A |
| D70E 9D448-E3A | D70Z 9D448-E | D7VE 9D448-A2A | D7VZ 9D448-A |
| D7SE 9D448-A1A | D7SZ 9D448-A | D7VE 9D448-A3A | D7VZ 9D448-A |
| D7SE 9D448-A2A | D7SZ 9D448-A | D7ZE 9D448-A1A | D7ZZ 9D448-A |
| D7SE 9D448-A3A | D7SZ 9D448-A | D7ZE 9D448-A2A | D7ZZ 9D448-A |
| D7TE 9D448-A1A | D7TZ 9D448-A | D7ZE 9D448-A3A | D7ZZ 9D448-A |
| D7TE 9D448-A2A | D7TZ 9D448-A | D8AE 9D448-A1A | D8AZ 9D448-A |
| D7TE 9D448-A3A | D7TZ 9D448-A | D8AE 9D448-A2A | D8AZ 9D448-A |
| D7TE 9D448-B1A | D7TZ 9D448-B | D8AE 9D448-A3A | D8AZ 9D448-A |
| D7TE 9D448-B2A | D7TZ 9D448-B | D8AE 9D448-B1A | D8AZ 9D448-B |
| D7TE 9D448-B3A | D7TZ 9D448-B | D8AE 9D448-B2A | D8AZ 9D448-B |
| D7TE 9D448-C1A | D7TZ 9D448-C | D8AE 9D448-B3A | D8AZ 9D448-B |
| D7TE 9D448-C2A | D7TZ 9D448-C | D8AE 9D448-C1A | D8AZ 9D448-C |
| D7TE 9D448-C3A | D7TZ 9D448-C | D8AE 9D448-C2A | D8AZ 9D448-C |
| D7TE 9D448-E1A | D7TZ 9D448-E | D8AE 9D448-C3A | D8AZ 9D448-C |
| D7TE 9D448-E2A | D7TZ 9D448-E | D8AE 9D448-D1A | D8AZ 9D448-D |
| D7TE 9D448-E3A | D7TZ 9D448-E | D8AE 9D448-D2A | D8AZ 9D448-D |
| D7TE 9D448-F1A | D7TZ 9D448-F | D8AE 9D448-D3A | D8AZ 9D448-D |
| D7TE 9D448-F2A | D7TZ 9D448-F | D8AE 9D448-F1A | D8AZ 9D448-F |
| D7TE 9D448-F3A | D7TZ 9D448-F | D8AE 9D448-F2A | D8AZ 9D448-F |
| D7TE 9D448-G1A | D7TZ 9D448-G | D8AE 9D448-F3A | D8AZ 9D448-F |
| D7TE 9D448-G2A | D7TZ 9D448-G | D8BE 9D448-B2A | D8BZ 9D448-B |
| D7TE 9D448-G3A | D7TZ 9D448-G | D8DE 9D448-B1A | D8DZ 9D448-B |
| D7TE 9D448-H1A | D7TZ 9D448-H | D8DE 9D448-B2A | D8DZ 9D448-B |
| D7TE 9D448-H2A | D7TZ 9D448-H | D8DE 9D448-B3A | D8DZ 9D448-B |
| D7TE 9D448-H3A | D7TZ 9D448-H | | |

1973/79
TRUCK SERIES 100/500

IDENTIFICATION CHART

| IDENTIFICATION | PART NUMBER | IDENTIFICATION | PART NUMBER |
|--|--------------|----------------|--------------|
| 9D448 VALVE ASSY. (INTEGRAL EXHAUST GAS RECIRCULATION AND BACK PRESSURE CONTROL) — Cont'd | | | |
| Also refer to groups 9F452,9D475 | | | |
| Refer to page 22 for Identification Instructions | | | |
| D80E 9D448-A1A | D80Z 9D448-A | D8ZE 9D448-B3A | D8ZZ 9D448-B |
| D80E 9D448-A2A | D80Z 9D448-A | D8ZE 9D448-D1A | D8ZZ 9D448-D |
| D80E 9D448-A3A | D80Z 9D448-A | D8ZE 9D448-D2A | D8ZZ 9D448-D |
| D80E 9D448-B1A | D80Z 9D448-B | D8ZE 9D448-D3A | D8ZZ 9D448-D |
| D80E 9D448-B2A | D80Z 9D448-B | D8ZE 9D448-E1A | D8ZZ 9D448-E |
| D80E 9D448-B3A | D80Z 9D448-B | D8ZE 9D448-E2A | D8ZZ 9D448-E |
| D80E 9D448-C1A | D80Z 9D448-C | D8ZE 9D448-E3A | D8ZZ 9D448-E |
| D80E 9D448-C2A | D80Z 9D448-C | D8ZE 9D448-F1A | D8ZZ 9D448-F |
| D80E 9D448-C3A | D80Z 9D448-C | D8ZE 9D448-F2A | D8ZZ 9D448-F |
| D80E 9D448-D1A | D80Z 9D448-D | D8ZE 9D448-F3A | D8ZZ 9D448-F |
| D80E 9D448-D2A | D80Z 9D448-D | D9AE 9D448-F1A | D9AZ 9D448-F |
| D80E 9D448-D3A | D80Z 9D448-D | D9AE 9D448-F2A | D9AZ 9D448-F |
| D8TE 9D448-E1A | D8TZ 9D448-E | D9AE 9D448-G1A | D9AZ 9D448-G |
| D8TE 9D448-E2A | D8TZ 9D448-E | D9AE 9D448-G2A | D9AZ 9D448-G |
| D8TE 9D448-E3A | D8TZ 9D448-E | D9AE 9D448-H1A | D9AZ 9D448-H |
| D8TE 9D448-F2A | D8TZ 9D448-F | D9AE 9D448-H2A | D9AZ 9D448-H |
| D8TE 9D448-G2A | D8TZ 9D448-G | D9BE 9D448-A2A | D9BZ 9D448-A |
| D8TE 9D448-H2A | D8TZ 9D448-H | D9BE 9D448-B1A | D9BZ 9D448-B |
| D8TE 9D448-J1A | D8TZ 9D448-J | D9BE 9D448-B2A | D9BZ 9D448-B |
| D8TE 9D448-J2A | D8TZ 9D448-J | D9DE 9D448-A2A | D9DZ 9D448-A |
| D8TE 9D448-J3A | D8TZ 9D448-J | D9DE 9D448-C2A | D9DZ 9D448-C |
| D8TE 9D448-K1A | D8TZ 9D448-K | D9DE 9D448-E1A | D9DZ 9D448-E |
| D8TE 9D448-K2A | D8TZ 9D448-K | D9DE 9D448-E2A | D9DZ 9D448-E |
| D8TE 9D448-K3A | D8TZ 9D448-K | D9DE 9D448-G1A | D9DZ 9D448-G |
| D8TE 9D448-L2A | D8TZ 9D448-L | D9DE 9D448-G2A | D9DZ 9D448-G |
| D8TE 9D448-M1A | D8TZ 9D448-M | D9DE 9D448-H1A | D9DZ 9D448-H |
| D8TE 9D448-M2A | D8TZ 9D448-M | D9DE 9D448-H2A | D9DZ 9D448-H |
| D8TE 9D448-M3A | D8TZ 9D448-M | D90E 9D448-A2A | D90Z 9D448-B |
| D8TE 9D448-P1A | D8TZ 9D448-P | D90E 9D448-A1B | D90Z 9D448-A |
| D8TE 9D448-P2A | D8TZ 9D448-P | D90E 9D448-A2B | D90Z 9D448-A |
| D8TE 9D448-P3A | D8TZ 9D448-P | D9SE 9D448-A1A | D9SZ 9D448-A |
| D8TE 9D448-S2A | D8TZ 9D448-S | D9SE 9D448-A2A | D9SZ 9D448-A |
| D8TE 9D448-U2A | D8TZ 9D448-U | D9TE 9D448-E2A | D9TZ 9D448-E |
| D8UE 9D448-D1A | D8UZ 9D448-D | D9TE 9D448-F1A | D9TZ 9D448-F |
| D8UE 9D448-E1A | D8UZ 9D448-E | D9TE 9D448-F2A | D9TZ 9D448-F |
| D8UE 9D448-E2A | D8UZ 9D448-E | D9TE 9D448-G2A | D9TZ 9D448-G |
| D8UE 9D448-E3A | D8UZ 9D448-E | D9TE 9D448-K2A | D9TZ 9D448-K |
| D8UE 9D448-F1A | D8UZ 9D448-R | D9TE 9D448-L2A | D9TZ 9D448-L |
| D8UE 9D448-F2A | D8UZ 9D448-F | D9TE 9D448-M2A | D9TZ 9D448-M |
| D8UE 9D448-G1A | D8UZ 9D448-G | D9TE 9D448-N2A | D9TZ 9D448-N |
| D8UE 9D448-G2A | D8UZ 9D448-G | D9TE 9D448-R1A | D9TZ 9D448-R |
| D8UE 9D448-G3A | D8UZ 9D448-G | D9TE 9D448-R2A | D9TZ 9D448-R |
| D8UE 9D448-H2A | D8UZ 9D448-H | D9UE 9D448-A1A | D9UZ 9D448-A |
| D8UE 9D448-H2B | D8UZ 9D448-M | D9UE 9D448-A2A | D9UZ 9D448-A |
| D8UE 9D448-J2A | D8UZ 9D448-J | D9UE 9D448-A3A | D9UZ 9D448-A |
| D8UE 9D448-J2B | D8UZ 9D448-N | D9UE 9D448-D1A | D9UZ 9D448-D |
| D8UE 9D448-K2A | D8UZ 9D448-K | D9UE 9D448-E1A | D9UZ 9D448-E |
| D8UE 9D448-L2A | D8UZ 9D448-L | D9UE 9D448-E2A | D9UZ 9D448-E |
| D8VE 9D448-A1A | D8VZ 9D448-A | D9UE 9D448-F1A | D9UZ 9D448-F |
| D8VE 9D448-A2A | D8VZ 9D448-A | D9ZE 9D448-A1B | D9ZZ 9D448-A |
| D8VE 9D448-A3A | D8VZ 9D448-A | D9ZE 9D448-A2B | D9ZZ 9D448-A |
| D8VE 9D448-C1A | D8VY 9D448-C | D9ZE 9D448-B1A | D9ZZ 9D448-B |
| D8VE 9D448-C2A | D8VY 9D448-C | D9ZE 9D448-B2A | D9ZZ 9D448-B |
| D8VE 9D448-C3A | D8VY 9D448-C | D9ZE 9D448-F1A | D9ZZ 9D448-F |
| D8ZE 9D448-A1A | D8ZZ 9D448-A | D9ZE 9D448-F2A | D9ZZ 9D448-F |
| D8ZE 9D448-A2A | D8ZZ 9D448-A | D9ZE 9D448-H1A | D9ZZ 9D448-H |
| D8ZE 9D448-A3A | D8ZZ 9D448-A | D9ZE 9D448-H2A | D9ZZ 9D448-H |
| D8ZE 9D448-B1A | D8ZZ 9D448-B | 79TF 9D448-AB | D9FZ 9D448-A |
| D8ZE 9D448-B2A | D8ZZ 9D448-B | | |

1973/79
TRUCK SERIES 100/500

9D448 VALVE ASSY. (INTEGRAL EXHAUST GAS RECIRCULATION AND BACK PRESSURE CONTROL)
Also refer to groups 9F452,9D475

HOW TO FIND EGR VALVES

To select the correct EGR valve the following information must be known and utilized.

- Year
- Model (F100,F150,F250, etc.)
- Engine (6 cyl. 4.9L-300 C.I.D., 8 cyl. 5.0L-302 C.I.D., etc.)
- Transmission (manual, automatic, etc.)
- Other factors (California, hi-altitude, etc.)
- In some cases, more than one service EGR valve may be specified in the catalog based on the above information. In these cases the identification part number shown on the EGR valve is also required.

For example:

If an EGR valve is required for a 1977 F100 with an 8 cyl. 5.0L (302 C.I.D.) engine, automatic transmission used with California emission.

- Refer to 1977 F100
- Read down to find "F100-A/T-Calif. emission 8 (cyl.) 302 (C.I.D.)"

The service part numbers listed for this application are D7TZ 9D448-B and D7TZ 9D448-N. Therefore, to select the correct service part number, the identification part number shown on EGR valve taken from the vehicle, must be used.

If the EGR identification is D7TE 9D448-B1A, D7TE 9D448-B2A or D7TE 9D448-B3A the service part number is D7TZ 9D448-B. If the EGR identification is D7TE 9D448-N1A, D7TE 9D448-N2A or D7TE 9D448-N3A the service part number is D7TZ 9D448-N.

| YEAR | MODEL/RESTRICTIONS | ENGINE | | PART NUMBER | DESCRIPTION | QTY. |
|---|---|--------|--------------------|--------------|-----------------------------------|------|
| | | CYL. | C.I.D. (C.C.D.) | | | |
| 9D448 VALVE ASSY. (INTEGRAL EXHAUST GAS RECIRCULATION AND BACK PRESSURE CONTROL) Also refer to groups 9F452,9D475 | | | | | | |
| 77 | E100 -- M/T - exc. Calif. emission | 8 | 351W | D7UZ 9D448-A | *CX-151- # D7UE 9D448-A1A,A2A,A3A | 1 |
| 77 | E100 -- A/T - exc. Calif. emission | 8 | 351W | D7AZ 9D448-E | *CX-140- # D7AE 9D448-E1A,E2A,E3A | 1 |
| 77 | F100 -- exc. Calif. emission | 8 | 351M | D7TZ 9D448-K | *CX-153- # D7TE 9D448-K1A,K2A,K3A | 1 |
| 77 | F100 -- A/T - exc. Calif. emission | 8 | 400 | | | 1 |
| 78 | F100 -- A/T - exc. Calif. emission | 8 | 351M | | | 1 |
| 77 | E100 -- A/T - exc. Calif. emission | 8 | 351W | D7UZ 9D448-D | *CX-152- # D7UE 9D448-D1A,D2A,D3A | 1 |
| 77 | F100 -- M/T - with T/E | 8 | 302 | D7TZ 9D448-A | *CX-181- # D7TE 9D448-A1A,A2A,A3A | 1 |
| 77 | F100 -- A/T - without T/E | 8 | 302 | D7TZ 9D448-E | *CX-182- # D7TE 9D448-E1A,E2A,E3A | 1 |
| 77 | E100 -- A/T - with T/E - Hi-altitude - exc. Calif. emission | 8 | 351W | | | 1 |
| 77 | F100 -- A/T - Calif. emission | 8 | 302 | D7TZ 9D448-B | *CX-183- # D7TE 9D448-B1A,B2A,B3A | 1 |
| 77 | F100 -- A/T - Calif. emission | 8 | 302 | D7TZ 9D448-N | *CX-174- # D7TE 9D448-N1A,N2A,N3A | 1 |
| 77 | F100 -- M/T - Hi-altitude | 8 | 302 | D7TZ 9D448-J | *CX-179- # D7TE 9D448-J1A,J2A,J3A | 1 |
| 77 | F100 -- M/T - with T/E - exc. Calif. emission | 8 | 302 | D7TZ 9D448-G | *CX-144- # D7TE 9D448-G1A,G2A,G3A | 1 |
| 77 | F100 -- M/T - exc. Calif. emission | 8 | 351M | D7TZ 9D448-F | *CX-184- # D7TE 9D448-F1A,F2A,F3A | 1 |
| 77 | F100 -- A/T - Calif. emission | 8 | 351M | | | 1 |
| 77 | F100 -- A/T - Hi-altitude | 8 | 351M | D7TZ 9D448-H | *CX-185- # D7TE 9D448-H1A,H2A,H3A | 1 |
| 77 | E100 -- A/T | 8 | 351W | D7AZ 9D448-G | *CX-169- # D7AE 9D448-G1A,G2A,G3A | 1 |
| 77/78 | F100 -- A/T - Canada | 8 | 351M | D7TZ 9D448-L | *CX-211- # D7TE 9D448-L1A,L2A,L3A | 1 |
| 77/ | E100 -- A/T - Calif. emission- "From Ser. Y00,001" | 6 | 300 | D7UZ 9D448-L | *CX-227- # D7UE 9D448-L2A | 1 |
| 77 | F100 -- M/T- "From Ser. Y00,001" | 6 | 300 | D7TZ 9D448-T | *CX-225- # D7TE 9D448-T2A | 1 |
| 77 | E100 -- M/T - Calif. emission- "From Ser. Y00,001" | 6 | 300 | D7UZ 9D448-H | *CX-226- # D7UE 9D448-H2A | 1 |

1973/79
TRUCK SERIES 100/500

| YEAR | MODEL/RESTRICTIONS | ENGINE | | PART NUMBER | DESCRIPTION | QTY. |
|--|---|--------|--------------------|--------------|--|------|
| | | CYL. | C.I.D. (C.C.D.) | | | |
| 9D448 VALVE ASSY (INTEGRAL EXHAUST GAS RECIRCULATION AND BACK PRESSURE CONTROL) — Cont'd | | | | | | |
| Also refer to groups 9F452,9D475 | | | | | | |
| Refer to page 25 for Application Instructions | | | | | | |
| 77 | E100 -- M/T-exc. Calif. emission "From Ser. Y00,001" | 6 | 300 | D7TZ 9D448-S | *CX-224-# D7TE 9D448-S2A | 1 |
| 77 | F100 -- A/T-exc. Calif. emission "From Ser. Y00,001" | 6 | 300 | | | 1 |
| 77 | E100 -- A/T-exc. Calif. emission -- "From Ser. Y00,001" | 6 | 300 | D7UZ 9D448-J | *CX-231-# D7UE 9D448-J2A | 1 |
| 78 | E100 -- M/T-Calif. emission | 6 | 300 | D8TZ 9D448-F | *CX-256-# D8TE 9D448-F2A -- incl. (1) D7AZ 9E464-E gasket | 1 |
| 78 | E100 -- M/T-exc. Calif. emission | 6 | 300 | D8TZ 9D448-G | *CX-257-# D8TE 9D448-G2A -- incl. (1) D7AZ 9E464-E gasket | 1 |
| 78 | F100 -- M/T-exc. Calif. emission "Before Ser. BGO,001" | 6 | 300 | D8TZ 9D448-H | *CX-258-# D8TE 9D448-H2A -- incl. (1) D7AZ 9E464-E gasket | 1 |
| 79 | F150/250 -- A/T Calif. emission | 6 | 300 | | | 1 |
| 78 | F100 -- M/T-exc. Calif. emission "From Ser. BGO,001" | 6 | 300 | D8TZ 9D448-U | *CX-317-# D8TE 9D448-U2A--incl. (1) D7AZ 9E464-E gasket | 1 |
| 78 | E150/250 -- A/T-Calif. emission | 6 | 300 | D8TZ 9D448-S | *CX-259-# D8TE 9D448-S2A -- incl. (1) D7AZ 9E464-E gasket | 1 |
| 78 | F100/250 -- Calif. emission | 6 | 300 | | | 1 |
| 79 | E100 -- M/T | 6 | 300 | | | 1 |
| 78 | F100 -- A/T-exc. Calif. emission "Before Ser. BGO,001" | 6 | 300 | D8UZ 9D448-H | *CX-260-# D8UE 9D448-H2A -- incl. (1) D7AZ 9E464-E gasket | 1 |
| 78 | F100 -- A/T-exc. Calif. emission "From Ser. BGO,001" | 6 | 300 | D8UZ 9D448-M | *CX-363-# D8UE 9D448-H2B--incl. (1) D7AZ 9E464-E gasket | 1 |
| 78 | E100 -- A/T-exc. Calif. emission "Before Ser. BGO,001" | 6 | 300 | D8UZ 9D448-J | *CX-261-# D8UE 9D448-J2A -- incl. (1) D7AZ 9E464-E gasket | 1 |
| 78 | E100 -- A/T-exc. Calif. emission "From Ser. BGO,001" | 6 | 300 | D8UZ 9D448-N | *CX-364-# D8UE 9D448-J2B--incl. (1) D7AZ 9E464-E gasket | 1 |
| 78 | E100 -- M/T-exc. Calif. emission-- "Before Ser. BGO,001" | 6 | 300 | D8UZ 9D448-K | *CX-262-# D8UE 9D448-K2A -- incl. (1) D7AZ 9E464-E gasket | 1 |
| 78 | E100 -- M/T-exc. Calif. emission-- "Before Ser. BGO,001" | 6 | 300 | D8UZ 9D448-L | *CX-320- # D8UE 9D448-L2A--incl. (1) D7AZ 9E464-E gasket | 1 |
| 78 | F150/250 -- 4/W/D - A/T - Calif. emission | 8 | 400 | D8AZ 9D448-B | *CX-252-# D8AE 9D448-B1A,B2A,B3A--incl. (1) D7AZ 9E464-E gasket | 1 |
| 78 | F100 -- A/T-Calif. emission "Before Ser. BC0,001" | 8 | 302 | D8TZ 9D448-L | *CX-265-# D8TE 9D448-L2A -- incl. (1) D7AZ 9E464-E gasket | 1 |
| 78 | F100 -- A/T-exc. Calif. emission | 8 | 302 | D8UZ 9D448-F | *CX-266-# D8UE 9D448-F2A-- incl. (1) D7AZ 9E464-E gasket | 1 |
| 78 | E100 -- A/T-w/Hi-altitude carb. | 8 | 351W | | | 1 |
| 78 | F100 -- A/T-Calif. emission "From Ser BC0,001" | 8 | 302 | | | 1 |
| 79 | F250 -- 2/W/D-M/T-exc. Calif. emission | 8 | 351M | | | 1 |
| 79 | F150/250 -- 4/W/D-M/T-- exc. Calif. emission | 8 | 351M, 400 | | | 1 |
| 79 | F100 -- A/T-exc. Calif. emission | 8 | 351M | | | 1 |
| 79 | F150/250 -- 4/W/D-A/T | 8 | 351M | | | 1 |
| 78 | F100 -- A/T-exc. Calif. | 8 | 302 | D8UZ 9D448-R | *CX-420-# D8UE 9D448-F1A--incl. (1) D7AZ 9E464-E gasket | 1 |
| 78 | E100 -- A/T-w/Hi-altitude carb. | 8 | 351W | | | 1 |
| 78 | F100 -- A/T-Calif. emission "From Ser. BC0,001" | 8 | 302 | | | 1 |
| 79 | E100/150 -- M/T-exc. Calif. emission | 8 | 302 | | | 1 |
| 79 | F150/250 -- A/T | 8 | 302 | | | 1 |
| 79 | F250 -- 2/W/D-M/T-exc. Calif. emission | 8 | 351M | | | 1 |
| 79 | F150/250 -- 4/W/D-M/T-- exc. Calif. emission | 8 | 351M, 400 | | | 1 |
| 79 | F100 -- A/T-exc. Calif. emission | 8 | 351M | | | 1 |
| 79 | F150/250 -- 4/W/D-A/T | 8 | 351M | | | 1 |

**1973/79
TRUCK SERIES 100/500**

SECTION 93 27

| YEAR | MODEL/RESTRICTIONS | ENGINE | | PART NUMBER | DESCRIPTION | QTY. |
|--|---|--------|--------------------|--------------|--|------|
| | | CYL. | C.I.D. (C.C.D.) | | | |
| <p style="text-align: center;">9D448 VALVE ASSY. (INTERGRAL EXHAUST GAS RECIRCULATION AND BACK PRESSURE CONTROL) — Cont'd Also refer to groups 9F452,9D475 Refer to page 25 for Application Instructions</p> | | | | | | |
| 78 | F100 -- M/T | 8 | 302 | D8ZZ 9D448-B | *CX-264-# D8ZE 9D448-B1A,B2A,B3A | 1 |
| 78 | F100 -- w/Hi-altitude carb, | 8 | 302 | | -incl. (1) D7AZ 9E464-E gasket | 1 |
| 78 | F100/250 -- A/T-Calif. emission | 8 | 351M | D80Z 9D448-B | *CX-254-# D80E 9D448-B1A,B2A,B3A | 1 |
| 79 | F150/250 -- 4/W/D-M/T-Calif. emission | 8 | 351M | | -incl. (1) D7AZ 9E464-E gasket | 1 |
| 79 | F250 -- 2/W/D-M/T-Calif. emission | 8 | 351M | | | 1 |
| 79 | F150/250 -- 2/W/D-A/T "Before Ser. GJ0,001" | 8 | 351M | | | 1 |
| 78 | F100 -- M/T-exc. Calif. emission | 8 | 351M | D8TZ 9D448-E | *CX-267-# D8TE 9D448-E1A,E2A,E3A | 1 |
| 78 | E250,F150/250 -- Calif. emission | 8 | 460 | D8TZ 9D448-K | -incl. (1) D7AZ 9E464-E gasket | 1 |
| 78 | F100 -- A/T-w/Hi-altitude carb, | 8 | 351M | D8TZ 9D448-M | *CX-268-# D8TE 9D448-K1A,K2A,K3A | 1 |
| 78 | F100 -- A/T-exc. Calif. emission | 8 | 351M, 400 | D8TZ 9D448-P | -incl. (1) D7AZ 9E464-E gasket | 1 |
| 78 | F150/250 -- M/T-Calif. emission | 8 | 351M | | *CX-269-# D8TE 9D448-M1A,M2A,M3A | 1 |
| 79 | F150/250 -- M/T-Calif. emission | 8 | 351M | | -incl. (1) D7AZ 9E464-E gasket | 1 |
| 79 | F250 -- 2/W/D -- M/T-exc. Calif. emission | 8 | 400 | | | 1 |
| 78 | E100 -- M/T-exc. Calif. emission | 8 | 351W | D8UZ 9D448-E | *CX-271-# D8TE 9D448-P1A,P2A,P3A | 1 |
| 78 | E100 -- A/T | 8 | 351W | D8UZ 9D448-G | -incl. (1) D7AZ 9E464-E gasket | 1 |
| 78 | E150/250 -- A/T-Calif. emission | 8 | 351W | | *CX-272-# D8UE 9D448-E1A,E2A,E3A | 1 |
| 78 | E150/250 -- M/T-Calif. emission | 8 | 351W | D8UZ 9D448-D | -incl. (1) D7AZ 9E464-E gasket | 1 |
| 79 | E100/250 -- A/T | 6 | 300 | D9TZ 9D448-E | *CX-344-# D8UE 9D448-D1A-incl. (1) D7AZ 9E464-E gasket | 1 |
| 79 | F100/150 -- M/T-exc. Calif. emission | 6 | 300 | D9TZ 9D448-G | *CX-336-# D9TE 9D448-E2A-incl. (1) D7AZ 9E464-E gasket | 1 |
| 79 | F150 -- 2/W/D-M/T-Calif. emission | 6 | 300 | | *CX-333-# D9TE 9D448-G2A-incl. (1) D7AZ 9E464-E gasket | 1 |
| 79 | F150/250 -- M/T-exc. Calif. emission | 6 | 300 | D9TZ 9D448-K | *CX-398-# D9TE 9D448-K2A-incl. (1) D7AZ 9E464-E gasket | 1 |
| 79 | E100/250 -- M/T | 6 | 300 | D9TZ 9D448-L | *CX-374-# D9TE 9D448-L2A-incl. (1) D7AZ 9E464-E gasket | 1 |
| 79 | F250 -- A/T | 6 | 300 | | | 1 |
| 79 | F100/150 -- A/T-exc. Calif. emission | 6 | 300 | D9TZ 9D448-M | *CX-375-# D9TE 9D448-M2A-incl. (1) D7AZ 9E464-E gasket | 1 |
| 79 | F150/250 -- 4/W/D-M/T-exc. Calif. emission | 6 | 300 | D9TZ 9D448-N | *CX-397-# D9TE 9D448-N2A-incl. (1) D7AZ 9E464-E gasket | 1 |
| 79 | F250 -- M/T-exc. Calif. emission | 6 | 300 | | | 1 |
| 79 | E150/250 -- A/T | 8 | 302 | D8DZ 9D448-B | *CX-286-# D8DE 9D448-B1A, B2A,B3A- | 1 |
| 79 | F100/150 -- M/T-exc. Calif. emission | 8 | 302 | D8ZZ 9D448-A | -incl. (1) D7AZ 9E464-E gasket | 1 |
| 79 | F100 -- A/T-Calif. emission | 8 | 302 | | *CX-288-# D8ZE 9D448-A1A,A2A,A3A- | 1 |
| 79 | E-F100/150 -- A/T-exc. Calif. emission and Canada | 8 | 302 | D9TZ 9D448-F | -incl. (1) D7AZ 9E464-E gasket | 1 |
| 79 | F100 -- A/T-Canada | 8 | 302 | | *CX-341-# D9TE 9D448-F1A,F2A- | 1 |
| 79 | E100 -- A/T-Calif. emission | 8 | 302 | D9UZ 9D448-D | -incl. (1) D7AZ 9E464-E gasket | 1 |
| 79 | E100/250 -- A/T-exc. Calif. emission and Canada | 8 | 351W | D9UZ 9D448-A | *CX-340-# D9UE 9D448-D1A- | 1 |
| 79 | E100/250 -- Hi. altitude | 8 | 351W | | -incl. (1) D7AZ 9E464-E gasket | 1 |

APRIL, 1980

COPYRIGHT © 1980—

FORD MOTOR
COMPANY

—DEARBORN, MICHIGAN

CHANGE 1

1973/79
TRUCK SERIES 100/500

| YEAR | MODEL/RESTRICTIONS | ENGINE | | PART NUMBER | DESCRIPTION | QTY. |
|--|--|--------|--------------------|--------------|--|------|
| | | CYL. | C.I.D. (C.C.D.) | | | |
| 9D448 VALVE ASSY. (INTERGRAL EXHAUST GAS RECIRCULATION AND BACK PRESSURE CONTROL) — Cont'd Also refer to groups 9F452,9D475 Refer to page 25 for Application Instructions | | | | | | |
| 79 | E150 -- A/T-Calif. emission | 8 | 351W | D9UZ 9D448-E | *CX-399- # D9UE 9D448-E1A,E2A- incl. (1) D7AZ 9E464-E gasket | 1 |
| 79 | E150/250 -- M/T-exc. Calif. emission and Canada | 8 | 351W | D9UZ 9D448-F | *CX-400- # D9UE 9D448-F1A-incl. (1) D7AZ 9E464-E gasket | 1 |
| 79 | E250,F150/250 | 8 | 460 | D8TZ 9D448-J | *CX-298- # D8TE 9D448-J1A,J2A,J3A | 1 |
| 79 | F250 -- 2/W/D-M/T-exc. Calif. emission | 8 | 351M | | -incl. (1) D7AZ 9E464-E gasket | 1 |
| 79 | F150/250 -- 4/W/D-M/T- exc. Calif. emission | 8 | 351M | | | 1 |
| 79 | F100/150 -- 2/W/D - M/T-exc. Calif. emission | 8 | 351M | D80Z 9D448-D | *CX-293- # D80E 9D448-D1A,D2A,D3A | 1 |
| 79 | F100 -- A/T-Calif. emission | 8 | 351M | | -incl. (1) D7AZ 9E464-E gasket | 1 |
| 79 | F150/250 -- 4/W/D-A/T | 8 | 351M, 400 | D8ZZ 9D448-D | *CX-294- # D8ZE 9D448-D1A,D2A,D3A | 1 |
| 79 | F150/250 -- 2/W/D-A/T "From Ser. GJ0,001" | 8 | 351M | D8ZZ 9D448-D | *CX-294- # D8ZE 9D448-D1A,D2A,D3A | 1 |
| 9449 SPRING (EXHAUST THERMOSTAT CONTROL VALVE) | | | | | | |
| 73/74 | B500,E100/300,F100/500, P350/500 | 6 | 240, 300L/D | C5AZ 9449-A | | 1 |
| 75/77 | E100/350,F100/350,P350/500 | 6 | 300L/D | | | 1 |
| 78/ | E-F100/350 | 6 | 300 | | | 1 |
| 73 | F100 | 8 | 360,390 | C70Z 9449-A | | 1 |
| 9B449 TUBE ASSY. (EXHAUST AIR SUPPLY) — Also refer to group 9B448 | | | | | | |
| 77/78 | E100 | 8 | 351W | D7DZ 9B449-A | # D7DE 9B449-AA | 1 |
| 77/78 | E150/350 -- Calif. emission | 8 | 351W | | | 1 |
| 79 | E100/350 | 8 | 351W | | | 1 |
| 78 | E250 -- Calif. emission | 8 | 460 | D5VY 9B449-A | # D5VE 9B449-AB, D7VE 9B449-AB-use with D5VZ 9C435-A gaskets and D8VZ 9D436 clamps | 1 |
| 79 | E250/350 | 8 | 460 | | | 1 |
| 79 | E100/250 -- exc. Canada | 8 | 302 | D9UZ 9B449-A | # D9UE 9B449-AA | 1 |
| 78 | F150/250 -- Calif. emission | 8 | 460 | D8TZ 9B449-C | # D8TE 9B449-CA-use with D8TZ 9C435-C gaskets | 1 |
| 79 | F150/350 | 8 | 460 | | | 1 |
| 9F449 MUFFLER ASSY. (EXHAUST AIR SUPPLY PUMP) | | | | | | |
| 75/76 | E100 "From Ser. X00,001" | 8 | 351W | D5UZ 9F449-A | # D5UE 9F449-AA | 1 |
| 75/77 | E150/350 -- Calif. emission "From Ser. X00,001" | 8 | 351W | | | 1 |
| 9450 GASKET (MANIFOLD) | | | | | | |
| 73/74 | E100/300 | 8 | 302 | C6AZ 9450-D | Exhaust manifold to exhaust pipe-2" I.D. x 2 1/2" O.D. x 9/16" thick | 2 |
| 73/ | F100 | 8 | 302 | | | 2 |
| 73/74 | B500,F100/500,P350/500 | 6 | 240, 300L/D | | | 1 |
| 73/77 | E100/350 | 6 | 240,300 | | | 1 |
| 74 | E100/300 -- with T/E | 6 | 300 | | | 1 |
| 75/77 | B500,F100/350,P350/500 | 6 | 300 | | | 1 |
| 75/78 | E100/350 | 8 | 351W | | | 1 |
| 77/ | F150 | 8 | 302 | | | 1 |
| 78/ | F100/350 | 6 | 300 | | | 1 |
| 73/76 | F100/350 | 8 | 360,390 | C6TZ 9450-B | Exhaust manifold to exhaust pipe-2 1/4" I.D. x 2 3/4" O.D. x 9/16" thick | 2 |
| 74/75 | M450/500"Before Ser. W00,001" | 8 | 360,390 | | | 2 |
| 73 | F250 -- 2/W/D | 8 | 460 | C8SZ 9450-A | Exhaust manifold to exhaust pipe-2 13/32" I.D. x 3 1/8" O.D. x 13/16" thick | 2 |
| 73 | F350 | 8 | 460 | | | 2 |
| 74/75 | F100/350,M450/500 "Before Ser. W00,001" | 8 | 460 | | | 2 |
| 9B450 BRACKET (EXHAUST AIR SUPPLY PUMP MOUNTING)—Also refer to groups 10156,10A313 | | | | | | |
| 74/76 | F100 -- with T/E | 8 | 302 | D30Z 9B450-A | Front- # D30E-9B450-AA | 1 |
| 77 | F100/150 -- A/T-w/Hi-altitude carb. | 8 | 302 | | | 1 |
| 78 | F100 -- A/T-Calif. emission | 8 | 302 | | | 1 |
| 78 | F100/150 -- M/T-Calif. emission | 8 | 302 | | | 1 |
| 78 | F100/150 -- w/Hi-altitude carb. | 8 | 302 | | | 1 |
| 79 | F100 -- Calif. emission | 8 | 302 | | | 1 |

**1973/79
TRUCK SERIES 100/500**

| YEAR | MODEL/RESTRICTIONS | ENGINE | | PART NUMBER | DESCRIPTION | QTY. |
|--|--|--------|--------------------|------------------------|--|------|
| | | CYL. | C.I.D. (C.C.D.) | | | |
| 9B450 BRACKET (EXHAUST AIR SUPPLY PUMP MOUNTING)—Also refer to groups 10156,10A313 — Cont'd | | | | | | |
| 73/77 | F150/350 | 8 | 460 | D0VY 9B450-A | # D4VE 9B450-AA- use as alternator mounting bracket | 1 |
| 73/74 | M450/500 | 8 | 460 | | | 1 |
| 78 | F150/250 -- Calif. emission | 8 | 460 | | | 1 |
| 79 | F150/350 | 8 | 460 | | | 1 |
| 74 | E100/300,F100 -- with T/E | 6 | 300 | ★ D4TZ 9B450-A | # D4TE 9B450-AA | 1 |
| 75/76 | E100-- "Before Ser. C25,000" | 6 | 300 | r/b D6TZ 9B450-A(8/79) | | 1 |
| 76/77 | E-F100--"From Ser. C25,000 | 6 | 300 | D6TZ 9B450-A | # D6TE 9B450-AA | 1 |
| 76 | B500,E150/350,F150/500-- Calif. emission | 6 | 300 | | | 1 |
| 75/78 | E100/350 | 8 | 351W | D5TZ 9B450-A | # D5TE 9B450-AA | 1 |
| 79 | E100/350 | 8 | 351W | | | 1 |
| 74 | E100/300 -- with T/E | 8 | 302 | D4UZ 9B450-A | # D4UE 9B450-AB | 1 |
| 75/77 | B-F500 -- Calif. emission | 8 | 330M/D | D5TZ 9B450-D | # D5TE 9B450-BA,BB | 1 |
| 77/78 | F100 | 8 | 351M, 400 | D3AZ 9B450-A | # D3AE 9B450-AA | 1 |
| 77/78 | F150/350 -- Calif. emission | 8 | 351M, 400 | | | 1 |
| 78 | F150/350 -- A/T--Calif. emission | 8 | 400 | | | 1 |
| 79 | F100/350 | 8 | 351M | | | 1 |
| 79 | F150/350 | 8 | 400 | | | 1 |
| 78 | E250 -- Calif. emission | 8 | 460 | D5UZ 9B450-B | # D5UE 9B450-BA | 1 |
| 79 | E250/350 | | | | | 1 |
| 79 | E100/250 | 8 | 302 | D9TZ 9B450-A | # D9TE 9B450-AA | 1 |
| 74 | E100/300 -- with T/E | 8 | 302 | 45562-S8 | (B-69)-bolt (bracket to water pump)-hex. head-5/16"-18 x 4" | 1 |
| 74 | E100/300 -- with T/E | 8 | 302 | 370585-S8 | (BB-421)-bolt (bracket to water pump)-hex. head-3/8"-16 x 4 1/4" | 1 |
| 74 | E100/300 -- with T/E | 8 | 302 | 355432-S | (BB-149)-bolt (bracket to water pump)-hex. head-5/16"-18 x 5 1/2" | 1 |
| 75/ | E100/350 -- with T/E | 8 | 351W | 381808-S2 | (BB-171-G)-bolt (bracket to water pump)-hex head-3/8"-16 x 6 3/4" | 1 |
| 9E451 AMPLIFIER ASSY. (EXHAUST GAS RECIRCULATION VACUUM) | | | | | | |
| 74 | E100/200,F100 -- M/T with T/E | 6 | 300 | D4TZ 9E451-A | # D3TE 9E451-AA | 1 |
| 74 | E100/200 -- C4 with T/E | 8 | 302 | | | 1 |
| 74 | F100 -- with T/E | 8 | 360 | | | 1 |
| 74 | E100/300,F100 -- with T/E | 6 | 300 | D3DZ 9E451-A | # D3DE 9E451-AA | 1 |
| 74 | E200/300 -- C4,C/M | 6 | 240 | | | 1 |
| 74 | F100 -- C4 with T/E | 8 | 302 | D4TZ 9E451-B | # D4TE 9E451-BA | 1 |
| 74 | F100 -- C6 | 8 | 360 | D4TZ 9E451-D | # D4TE 9E451-CA | 1 |
| 74 | F100 -- 2/W/D-with T/E | 6 | 300 | D4UZ 9E451-A | # D4UE 9E451-AA | 1 |
| 74 | E100/200 -- M/T with T/E | 6 | 300 | | | 1 |
| 74 | F100 -- 2/W/D with M/T and T/E | 8 | 360 | | | 1 |
| 75/77 | F100 -- 2/W/D with M/T-exc. Calif. emission | 6 | 300L/D | D5TZ 9E451-B | # D5TE-B1A,B2A,B3A | 1 |
| 76 | F100 -- M/T -- Calif. emission | 6 | 300 L/D | | | 1 |
| 75 | E100,F100 -- C4-Calif. emission | 6 | 300L/D | D50Z 9E451-A | # D50E-A1A,A2A,A3A | 1 |

1973/79
TRUCK SERIES 100/500

| YEAR | MODEL/RESTRICTIONS | ENGINE | | PART NUMBER | DESCRIPTION | QTY. |
|---|--|--------|--------------------|--------------|----------------------|------|
| | | CYL. | C.I.D. (C.C.D.) | | | |
| 9E451 AMPLIFIER ASSY. (EXHAUST GAS RECIRCULATION VACUUM) -- Cont'd | | | | | | |
| 75 | E100,F100 -- C4-exc. Calif. emission | 6 | 300L/D | D5TZ 9E451-A | # D5TE-A1A,A2A | 1 |
| 75 | E100,F100 -- M/T- Calif. emission | 6 | 300L/D | | | 1 |
| 75 | E250/350,F150/350,M450/500 | 8 | 460 | | | 1 |
| 75 | F150/350 -- Calif. emission- "From Ser. W00,001" | 8 | 360 | | | 1 |
| 75 | E100 -- Calif. emission | 8 | 351W | | | 1 |
| 75/77 | B-F500 -- Calif. emission | 8 | 330M/D | | | 1 |
| 76 | E100 -- exc. Calif. emission and Canada | 6 | 300 | | | 1 |
| 76 | F100 -- A/T-exc. Calif. emission | 6 | 300 | | | 1 |
| 77 | F150/350 -- exc. Calif. emission | 8 | 351M, 400 | | | 1 |
| 77 | E150/350 -- A/T-Calif. emission | 8 | 351W | | | 1 |
| 78 | F150/350 -- A/T-exc. Calif. | 8 | 400W | | | 1 |
| 79 | E350 | 8 | 351W | | | 1 |
| 79 | F100/350 -- A/T with 2/W/D- exc. Calif. emission | 8 | 351M | | | 1 |
| 79 | F350 -- A/T with 2/W/D- Calif. emission | 8 | 351M | | | 1 |
| 79 | F350 -- 2/W/D | 8 | 400 | | | 1 |
| 79 | F150/350 -- 2/W/D-Canada | 8 | 351M,400 | | | 1 |
| 79 | E-F350 -- M/T-Calif. emission "From Ser. FA0,001" | 6 | 300 | | | 1 |
| 79 | E-F350 -- M/T-exc. Calif. emission "From Ser. FC0,001" | 6 | 300 | | | 1 |
| 75/76 | F100 -- Calif. emission | 8 | 302 | D5TZ 9E451-C | # D5TE-C1A,C2A,C3A | 1 |
| 75/77 | E100 -- Calif. emission | 8 | 351W | | | 1 |
| 75/77 | E100 -- C6-Calif. emission | 8 | 351W | D5AZ 9E451-A | # D5AE-A1A,A2A,A3A | 1 |
| 75 | B-F500 -- Calif. emission | 8 | 330M/D | D5FZ 9E451-A | # D52E-A1A,A2A,A3A | 1 |
| 75/76 | F150/350,M450 -- Calif. emission | 8 | 360,390 | | | 1 |
| 77 | F150/350 -- exc. Calif. emission | 8 | 351M,400 | | | 1 |
| 76 | M450/500 | 8 | 460 | D5FZ 9E451-B | # D52E-B1A, B2A, B3A | 1 |
| 76/ | E250/350, F150/350 -- Calif. emission | 8 | 460 | | | 1 |
| 77 | F150/350 -- Calif. emission "From Ser. O80,001" | 8 | 351M | | | 1 |
| 77 | F150/350 -- A/T-Calif-emission "From Ser. O80,001" | 8 | 400 | | | 1 |
| 77 | F250/350 -- M/T-exc. Calif. emission- "From Ser. Y60,001" | 8 | 400 | | | 1 |
| 77 | F150/350 -- exc. Calif. emission | 8 | 400 | | | 1 |
| 78 | F150/350 -- exc. Calif. emission | 8 | 351M | | | 1 |
| 78 | F350 -- Calif. emission | 8 | 351M | | | 1 |
| 78 | F150/250 -- Calif. emission | 8 | 400W | | | 1 |
| 78 | F150/350 -- exc. Calif. emission | 8 | 400C | | | 1 |
| 79 | E-F350 -- exc. Calif. emission "Before Ser. FC0,001" | 6 | 300 | | | 1 |
| 79 | E-F350 -- A/T-exc. Calif. emission "From Ser. FC0,001" | 6 | 300 | | | 1 |
| 79 | E-F350 -- A/T-Calif. emission | 6 | 300 | | | 1 |
| 79 | E-F350 -- M/T-Calif. emission "Before Ser. FA0,001" | 6 | 300 | | | 1 |
| 79 | E-F150/250 -- Canada | 6 | 300 | | | 1 |
| 79 | F350 -- 2/W/D | 8 | 351M, 400 | | | 1 |

1973/79
TRUCK SERIES 100/500

| YEAR | MODEL/RESTRICTIONS | ENGINE | | PART NUMBER | DESCRIPTION | QTY. |
|--|--|--------|--------------------|------------------------|---|------|
| | | CYL. | C.I.D. (C.C.D.) | | | |
| 9E451 AMPLIFIER ASSY. (EXHAUST GAS RECIRCULATION VACUUM) — Cont'd | | | | | | |
| 79 | F150/250 -- A/T with 2/W/D —Canada | 8 | 351M, 400 | D5FZ 9E451-B Cont'd | | 1 |
| 79 | F250 -- M/T with 2/W/D | 8 | 400 | | | 1 |
| 79 | E-F350 | 8 | 460 | | | 1 |
| 77 | E150/350 -- Calif. emission | 8 | 351W | D5DZ 9E451-B | # D5DE-B1A,B2A,B3A | 1 |
| 77 | F150/350 -- Calif. emission "Before Ser. 080,001" | 8 | 351M | | | 1 |
| 77 | F150/350 -- A/T - Calif. emission "Before Ser. 080,001" | 8 | 400 | | | 1 |
| 9B452 ARM (EXHAUST AIR SUPPLY PUMP BELT ADJUSTMENT) | | | | | | |
| 74/78 | F100 -- with T/E | 8 | 302 | D30Z 9B452-A | # D30E 9B452-AA | 1 |
| 79 | F100 -- Calif. emission | 8 | 302 | | | 1 |
| 74/76 | E100/350,F100 -- with T/E | 6 | 300 | D4TZ 9B452-A | # D4TE 9B452-AA | 1 |
| 77 | E100,F100- "Before Ser. 080,001" | 6 | 300 | | | 1 |
| 77 | E-F100- "From Ser. 080,001" | 6 | 300 | D7TZ 9B452-A | Rear- # D7TE 9B484-AA | 1 |
| 78 | E-F100 | 6 | 300 | | Use with leaded fuel | 1 |
| 74 | F100 -- with T/E- "Before Ser. T80,001" | 8 | 360 | D4TZ 9B452-B | # D4TE 9B452-DA | 1 |
| 74 | F100 -- with T/E- "From Ser. T80,001" | 8 | 360 | D4TZ 9B452-D | # D4TE 9B452-BB | 1 |
| 75 | F100,M450/500 -- with T/E | 8 | 360,390 | | | 1 |
| 74 | E100/300 | 8 | 302 | D4UZ 9B452-A | # D4UE 9B452-A | 1 |
| 75/77 | B-F500 -- Calif. emission | 8 | 330M/D | D5TZ 9B452-D | # D5TE 9B452-DA | 1 |
| 75/77 | E100 "Before Ser. Y60,001" | 8 | 351W | D5TZ 9B452-A | # D5TE 9B452-AA | 1 |
| 75/77 | E150/350 -- Calif. emission "Before Ser. Y60,001" | 8 | 351W | | | 1 |
| 79 | E-F350 | 6 | 300 | | | 1 |
| 77/78 | E100 "From Ser. Y60,001" | 8 | 351W | D7UZ 9B452-A | # D7UE 9B452-AA | 1 |
| 77/78 | E150/350 -- Calif. emission "From Ser. Y60,001" | 8 | 351W | | | 1 |
| 79 | E100/350 | 8 | 351W | | | 1 |
| 77/78 | F100 | 8 | 351M, 400 | D3AZ 9B452-A | # D3AE 9B452-AA | 1 |
| 77/78 | F150/350 -- Calif. emission | 8 | 351M, 400 | | | 1 |
| 79 | F100/350 | 8 | 351M | | | 1 |
| 79 | F150/350 | 8 | 400 | | | 1 |
| 78 | F150/250 -- Calif. emission | 8 | 460 | D4VY 9B452-A | # D4VE 9B452-AA | 1 |
| 79 | F150/350 | 8 | 460 | | | 1 |
| 78 | E250 -- Calif. emission | 8 | 460 | D5UZ 9B452-A | # D5UE 9B452-AA | 1 |
| 79 | E250/350 | 8 | 460 | | | 1 |
| 79 | E100/250,F100/150 | 8 | 302 | D9TZ 9B452-A | # D9TE 9B452-AA | 1 |
| 79 | E-F100/250 -- Calif. emission | 6 | 300 | D9TZ 9B452-B | # D9TE 9B452-BA | 1 |
| 79 | E350 -- with T/E | 6 | 300 | | | 1 |
| 74/ | E100/300 -- with T/E | 8 | 302 | 57494-S36 | (B-330)-screw and washer assy. (adjusting arm to pump)-3/8"-16 x 7/8" | 1 |
| 75/ | E100/350 -- with T/E | 8 | 351W | 384533-S36 | (BB-191-C) - bolt (bracket to water pump) - hex head - 7/16" - 14 x 7" | 1 |
| 9E452 BRACKET ASSY. (ENGINE GAS RECIRCULATING VACUUM AMPLIFIER) | | | | | | |
| 74 | F100 -- with T/E | 8 | 360 | D4TZ 9E452-A | # D4TE 9E452-AA | 1 |
| 74 | E100/200 -- C4 with T/E | 8 | 302 | D4UZ 9E452-B | | 1 |
| 75/76 | E100,F100 -- exc. Calif. emission | 6 | 300L/D | D5TZ 9E452-A | | 1 |
| 75 | F100 | 8 | 360,390 | D5TZ 9E452-B | | 1 |
| 75/76 | F150/350 -- Calif. emission- "From Ser. W00,001 to B50,000" | 8 | 360,390 | D5TZ 9E452-C | | 1 |
| 75/76 | M450/500- "Before Ser. B50,000" | 8 | 360,390 | | | 1 |
| 75/77 | B-F500 -- Calif. emission- "From Ser. V40,001" | 8 | 330 M/D | D5TZ 9E452-D | | 1 |

APRIL, 1980

COPYRIGHT © 1980—

FORD MOTOR
COMPANY

—DEARBORN, MICHIGAN

CHANGE 1

1973/79 TRUCK SERIES 100/500

| YEAR | MODEL/RESTRICTIONS | ENGINE | | PART NUMBER | DESCRIPTION | QTY. |
|---|---|--------|--------------------|--------------|-------------|------|
| | | CYL. | C.I.D. (C.C.D.) | | | |
| 9E452 BRACKET ASSY. (ENGINE GAS RECIRCULATION VACUUM AMPLIFIER) — Cont'd | | | | | | |
| 76 | F100/350 -- Calif. emission- "From Ser. B50,000" | 8 | 360,390 | D6TZ 9E452-B | | 1 |
| 76 | M450/500 -- "From Ser. B50,001" | 8 | 360,390 | | | 1 |
| 77 | F100/350 | 8 | 351M, 400 | D7TZ 9E452-A | | 1 |
| 78 | F150/350 -- exc. Calif. emission | 8 | 351M, 400 | D8TZ 9E452-A | | 1 |
| 78 | F350 -- Calif. emission | 8 | 351M, 400 | | | 1 |
| 79 | F100/350 -- A/T with 2/W/D -exc. Calif. emission | 8 | 351M | | | 1 |
| 79 | F350 -- A/T-Calif. emission | 8 | 351M | | | 1 |
| 79 | F250 -- M/T with 2/W/D -exc. Calif. emission | 8 | 400 | | | 1 |
| 79 | F350 | 8 | 400 | | | 1 |
| 79 | F150/250 -- Canada | 8 | 351M,400 | | | 1 |

1973/79 TRUCK SERIES 100/500

9F452 VALVE ASSY. (EXHAUST GAS RECIRCULATING BACK PRESSURE)—Also refer to groups 9D448,9D475

HOW TO FIND EGR VALVES

To select the correct EGR valve the following information must be known and utilized.

- Year
- Model (F100,F150,F250,etc.)
- Engine (6 cyl. 4.9L-300 C.I.D., 8 cyl. 5.0L-302 C.I.D., etc.)
- Transmission (manual, automatic, etc.)
- Other factors (California, hi-altitude, etc.)
- In some cases, more than one service EGR valve may be specified in the catalog based on the above information. In these cases the identification part number shown on the EGR valve is also required.

For example:

If an EGR valve is required for a 1976 F100 with an 6 cyl. 4.9L (300 C.I.D.) engine, manual transmission.

- Refer to 1976 F100
- Read down to find F100-M/T 6 (cyl.) 300 (C.I.D.).

The service part numbers listed for this application are D6TZ 9F452-E and D6TZ 9F452-F. Therefore, to select the correct service part number, the identification part number shown on the EGR valve taken from the vehicle, must be used.

If the EGR identification is D6TZ 9F452-EA the service part number is D6TZ 9F452-E. If the EGR identification is D6TE 9F452-FA the service part number is D6TZ 9F452-F.

| YEAR | MODEL/RESTRICTIONS | ENGINE | | PART NUMBER | DESCRIPTION | QTY. |
|---|--|--------|--------------------|-----------------------|--------------------------------|------|
| | | CYL. | C.I.D. (C.C.D.) | | | |
| 9F452 VALVE ASSY. (EXHAUST GAS RECIRCULATING BACK PRESSURE)—Also refer to groups 9D448,9D475 | | | | | | |
| 76 | F100 -- M/T | 6 | 300 | D6TZ 9F452-E | *CX-54- # D6TE 9F452-EA | 1 |
| 76 | F100 -- A/T-exc. Calif. emission | 6 | 300 | | | 1 |
| 76 | F100 -- M/T | 6 | 300 | D6TZ 9F452-H | *CX-54-B- # ED-D6TE 9F452-EA | 1 |
| 76 | E100 -- C4 | 6 | 300 | D6UZ 9F452-A | *CX-55- # D6UE 9F452-AA | 1 |
| 76 | E100 -- C4 | 6 | 300 | D6UZ 9F452-AA | *CX-55-B- # ED-D6UE 9F452-AA | 1 |
| 76 | E100 -- M/T | 6 | 300 | D6UZ 9F452-B | *CX-56- # D6UE 9F452-BA | 1 |
| 76 | F100 -- A/T-Canada | 6 | 300 | | | 1 |
| 76 | E100 -- M/T | 6 | 300 | D6UZ 9F452-BA | *CX-56-B- # ED-D6UE 9F452-BA | 1 |
| 76 | F100 -- M/T-Calif. emission | 8 | 302 | ★ D6TZ 9F452-D | CX-37- # D6TE 9F452-DA | 1 |
| 76 | F100 -- Canada | 8 | 302 | /b D6AZ 9F452-U(7/79) | | 1 |
| 76 | F100 -- M/T-Calif. emission | 8 | 302 | D6AZ 9F452-U | *CX-37-A- # D8AE 9F452-UA | 1 |
| 76 | F100 -- Canada | 8 | 302 | | | 1 |
| 76 | F100 | 8 | 302 | ★ D60Z 9F452-D | CX-38- # D60E 9F452-DA | 1 |
| | | | | /b D6AZ 9F452-Y(7/79) | | |
| 76 | F100 | 8 | 302 | D6AZ 9F452-Y | *CX-38-A- # D8AE 9F452-YA | 1 |
| 76 | F100 -- A/T | 8 | 302 | D60Z 9F452-B | *CX-39- # D60E 9F452-BA | 1 |
| 76 | E100 -- M/T -- exc. Calif. emission | 8 | 351W | D6DZ 9F452-D | *CX-40- # D6DE 9F452-DA | 1 |
| 76 | F100 -- M/T -- exc. Calif. emission and Canada | 6 | 300 | D6TZ 9F452-F | *CX-70- # D6TE 9F452-FA | 1 |
| 76 | F100 -- M/T | 6 | 300 | D6TZ 9F452-J | *CX-70-B- # ED-D6TE 9F452-FA | 1 |
| 76/ | F100 -- M/T -- Canada | 6 | 300 | D6TZ 9F452-G | *CX-71- # D6TE 9F452-GA | 1 |
| 76/ | F100 -- M/T-Canada | 6 | 300 | D6TZ 9F452-GA | *CX-71-B- # ED D6TE 9F452-GA | 1 |
| 76/ | E100 -- M/T -- Canada | 6 | 300 | D6UZ 9F452-C | *CX-72- # D6UE 9F452-CA | 1 |
| 76/ | E100 -- M/T-Canada | 6 | 300 | D6UZ 9F452-CA | *CX-72-B- # ED D6UE 9F452-CA | 1 |
| 77 | F100 -- exc. Calif. emission- "Before Ser. Y00,001" | 6 | 300 | D7TZ 9F452-G | *CX-158- # D7TE 9F452-GA,GB,GC | 1 |
| 77 | F100 -- M/T-exc. Calif. emission- "From Ser. Y00,001" | 6 | 300 | | | 1 |
| 77 | F100 -- M/T-exc. Calif. emission | 6 | 300 | D7TZ 9F452-V | *CX-158-A- # D8TE 9F452-VA | 1 |

1973/79
TRUCK SERIES 100/500

| YEAR | MODEL/RESTRICTIONS | ENGINE | | PART NUMBER | DESCRIPTION | QTY. |
|---|--|--------|--------------------|-------------------------|------------------------------------|------|
| | | CYL. | C.I.D. (C.C.D.) | | | |
| 9F452 VALVE ASSY. (EXHAUST GAS RECIRCULATING BACK PRESSURE) - Also refer to groups 9D448, 9D475 - Cont'd Refer to page 32 for Application Instructions | | | | | | |
| 77 | E100 -- A/T - Calif. emission- "Before Ser. Y00,001" | 6 | 300 | D7UZ 9F452-A | *CX-165-# D7UE 9F452-AB,AC,AD | 1 |
| 77 | E100 -- A/T-Calif. emission | 6 | 300 | D7TZ 9F452-J | *CX-165-A-# D8TE 9F452-JA | 1 |
| 77 | E100 -- exc. Calif. emission | 6 | 300 | D7UZ 9F452-B | *CX-148-# D7UE 9F452-BB,BC,BD | 1 |
| 77 | E100 -- M/T-Calif. emission- "Before Ser. Y00,001" | 6 | 300 | | | 1 |
| 77 | E100 -- A/T-exc. Calif. emission | 6 | 300 | D7TZ 9F452-H | *CX-148-A-# D8TE 9F452-HA | 1 |
| 77 | F100 -- M/T - Calif. emission "Before Ser. Y00,001" | 6 | 300 | D7TZ 9F452-E | *CX-161-# D7TE 9F452-EA,EB,EC,ED | 1 |
| 77 | F100 -- M/T-Calif. emission | 6 | 300 | D7TZ 9F452-U | *CX-161-A-# D8TE 9F452-UA | 1 |
| 9E453 RESERVOIR ASSY. (EXHAUST GAS RECIRCULATING VACUUM) | | | | | | |
| 73 | E200(82) -- C4 | 6 | 240 | ★ D3UZ 9E453-A | # D3UE 9E453-AA | 1 |
| 73 | E300(82) | 6 | 240 | 7/b D4DZ 9E453-B (4/74) | | 1 |
| 74 | F200 -- with T/E | 8 | 360 | D4DZ 9E453-B | # D3DE 9E453-AA | 1 |
| 74 | E100 -- M/T | 6 | 300 | | | 1 |
| 74 | E200/300 -- C4 | 6 | 240 | | | 1 |
| 74 | E100/300,F100 -- with T/E | 8 | 302 | D4DZ 9E453-A | # D4DE 9E453-AA | 1 |
| 75 | E100/350 -- Calif. emission | 8 | 351W | | | 1 |
| 76 | F100 | 8 | 360 | | | 1 |
| 76 | F100 -- 2/W/D with A/T | 8 | 390 | | | 1 |
| 74 | E100/300,F100 -- A/T with T/E | 8 | 302 | D4TZ 9E453-A | # D4TE 9E453-AA | 1 |
| 75/77 | E100,F100 -- exc. Calif. emission | 6 | 300L/D | D4DZ 9E453-C | # D4DE 9E453-BA | 1 |
| 75 | F100 -- 2/W/D-3.00/3.25 or 3.25/3.50 axle-exc. Calif. emission | 8 | 360,390 | | | 1 |
| 75 | B500,F150/500,M450/500 -- gas-Calif. emission | 6&8 | All | D5TZ 9E453-A | # D5TE -AA - 4 1/4" dia. x 7" long | 1 |
| 77/78 | E100 -- Calif. emission | 8 | 351W | | | 1 |
| 77/78 | E250/350,F150/350 -- Calif. emission | 8 | 460 | | | 1 |
| 77 | B-F500 -- Calif. emission | 8 | 330M/D | | | 1 |
| 77/78 | F150/350 | 8 | 351M, 400 | | | 1 |
| 77 | F100 -- M/T - exc. Calif. emission | 8 | 351M | | | 1 |
| 77 | E150/350 -- Calif. emission | 8 | 351W | | | 1 |
| 78 | E350 -- Calif. emission | 8 | 351W | | | 1 |
| 79 | E350 | 8 | 351W, 400,460 | | | 1 |
| 79 | F350 | 8 | 400,460 | | | 1 |
| 79 | F150/250 -- exc. Calif. emission | 8 | 351M | | | 1 |
| 79 | F150 -- exc. Calif. emission | 8 | 400 | | | 1 |
| 79 | F250 | 8 | 400 | | | 1 |

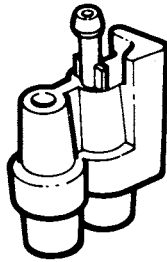
**1973/79
TRUCK SERIES 100/500**

| YEAR | MODEL/RESTRICTIONS | ENGINE | | PART NUMBER | DESCRIPTION | QTY. |
|---|--------------------------------------|--------|--------------------|------------------|---------------------|------|
| | | CYL. | C.I.D. (C.C.D.) | | | |
| 9E453 RESERVOIR ASSY. (EXHAUST GAS RECIRCULATING VACUUM) — Cont'd | | | | | | |
| 76/ | F100 -- M/T | 8 | 302 | D6TZ 9E453-A | #D6TE 9E453-AA | 1 |
| 76/78 | E100 -- M/T - exc. Calif. emission | 8 | 351W | | | 1 |
| 77 | F100 -- A/T - Calif. emission | 8 | 302 | | | 1 |
| 77 | F100 -- A/T | 8 | 351M | | | 1 |
| 77 | E100 -- M/T - Calif. emission | 8 | 351W | | | 1 |
| 77 | E100 -- A/T - exc. Calif. emission | 8 | 351W | | | 1 |
| 78 | E100 | 8 | 351W | | | 1 |
| 78 | F100 -- A/T-w/Hi-altitude carb. | 8 | 351M | | | 1 |
| 78/ | F100 -- A/T | 8 | 351M | | Use with leaded gas | 1 |
| 78 | F100 -- A/T | 8 | 400 | | | 1 |
| 78 | F100 -- M/T | 8 | 351M | | | 1 |
| 78 | F150/250 -- M/T-Calif. emission | 8 | 351M | | | 1 |
| 78 | E150/250 -- Calif. emission | 8 | 351W | | | 1 |
| 79 | E100/150 -- M/T | 8 | 302 | | | 1 |
| 79 | E100/250 | 8 | 351W | | | 1 |
| 79 | F100/150 -- M/T | 8 | 302 | | | 1 |
| 79 | F100/150 -- A/T-Calif. emission | 8 | 302 | | | 1 |
| 79 | F100 -- M/T-exc. Calif. emission | 8 | 351M | | | 1 |
| 79 | F150/250 -- M/T-Calif. emission | 8 | 351M | | 1 | |
| 79 | F150 -- M/T-Calif. emission | 6 | 300 | | 1 | |
| 79 | F100/250 -- M/T-exc. Calif. emission | 6 | 300 | | 1 | |
| 79 | E100/250 | 8 | 302 | | 1 | |
| 76 | F100 -- M/T-Calif. emission | 8 | 302 | D5FZ 9E453-A | #D52E 9E453-AA | 1 |
| 79 | E-F350 | 6 | 300 | | | 1 |
| 79 | E-F150/250 -- Canada | 6 | 300 | | | 1 |
| 9A455 FITTING (HEATER HOSE CONNECTION) — Also refer to group 18599 | | | | | | |
| 73 | F500 | 8 | 330M/D | C2AZ 9A455-A | 1/2" -14 thread | 1 |
| 9A455 FITTING (INTAKE MANIFOLD TO CARBURETOR SPACER) — Also refer to group 18599 | | | | | | |
| 73 | F100/350 -- with ev/em | 8 | 360,390 | ★D3TZ 9A455-A | | 1 |
| 74 | F100/350 | 8 | 360,390 | Not repl. (3/79) | | 1 |
| 73/76 | M450/500 | 8 | 360,390 | | | 1 |

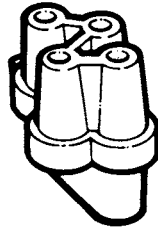
1973/79
TRUCK SERIES 100/500

9E455

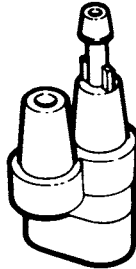
CONNECTOR ASSY. (EXHAUST GAS RECIRCULATING VACUUM CONTROL)



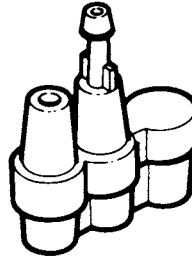
★ D5OZ-9E499-A
(2 PORT)



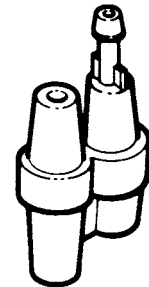
D5TZ-9E499-A
(4 PORT)



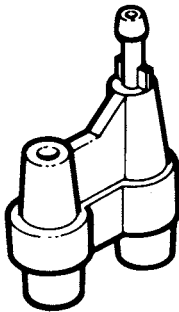
D5UZ-9E499-A
(2 PORT)



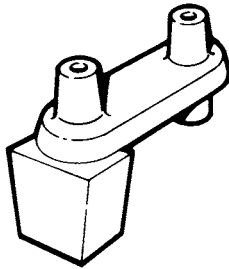
D5UZ-9E499-B
(3 PORT)



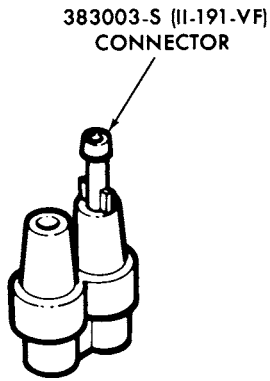
★ D5UZ-9E499-C
(2 PORT)




★ D5FZ-9E499-A
(2 PORT)



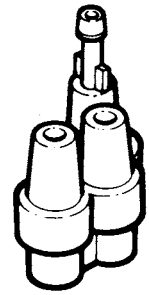
D5DZ-9E499-A



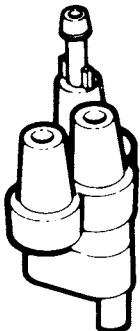
★ D4UZ-9E499-C
(2-PORT)



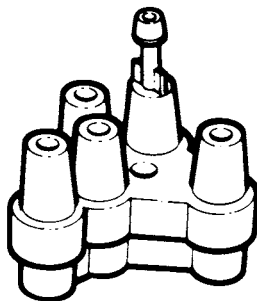
D4DZ-9E499-A
(2-PORT)
(WITH OFF-SET)




★ D4DZ-9E499-B
(3-PORT)



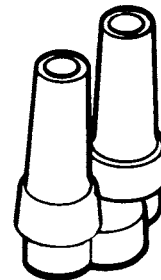
D4VY-9E499-A
(3-PORT)
(WITH OFF-SET)



D4UZ-9E499-B (4-PORT)
D4UZ-9E499-A (5-PORT)



D5VZ-9E499-B
(2 PORT)



★ D6OZ-9E499-A
(2 PORT)

UNLESS LISTED BELOW IMPROVISE FROM DOPZ 12226-B BULK HOSE
AND UTILIZE FITTINGS ILLUSTRATED ABOVE

**1973/79
TRUCK SERIES 100/500**

| YEAR | MODEL/RESTRICTIONS | ENGINE | | PART NUMBER | DESCRIPTION | QTY. |
|--|--|--------|--------------------|-----------------|--|------|
| | | CYL. | C.I.D. (C.C.D.) | | | |
| 9E455 CONNECTOR ASSY. (EXHAUST GAS RECIRCULATING VACUUM CONTROL) — Cont'd | | | | | | |
| 73 | E200(82) -- C4 | 6 | 240 | D3VY 9E455-A | | 1 |
| 73 | E300(82) | 6 | 240 | | | 1 |
| 74 | E100,300,F100 -- with T/E | 6 | 300 | D4FZ 9E455-C | Attaches to 12A170 | 1 |
| 74 | E100/300 -- with T/E | 8 | 302 | | | 1 |
| 74 | E100/300,F100 -- with T/E | 6 | 300 | D4FZ 9E455-D | Attaches to 9B453 | 1 |
| 74 | E100/300 -- with T/E | 8 | 302 | | | 1 |
| 74 | E100/300,F100 -- with T/E | 6 | 300 | ★ D4FZ 9E455-E | 2 way-attaches to 9D473-use (1) | 1 |
| 74 | F100/350 -- with T/E | 8 | 360 | | D4UZ 9E499-C and cut from DOPZ 12226-B | 1 |
| 74 | E100/300,F100 -- with T/E | 6 | 300 | ★ D4FZ 9E455-F | 4-way-attaches to 12A091-use (1) | 1 |
| 74 | E100/300 -- with T/E | 8 | 302 | | D4VY 9E499-A and cut from DOPZ 12226-B | 1 |
| 74 | F100/350 -- with T/E | 8 | 360 | | | 1 |
| 74 | F100-with T/E | 8 | 300 | D4TZ 9E455-A | 4 way | 1 |
| 74 | F100 -- C6-with T/E | 8 | 360 | ★ D4TE 9E455-CA | Use (1) D4VY 9E499-A, (3) 383003-S and cut from DOPZ 12226-B | 1 |
| 74/ | E100/300,F100 | 6&8 | All | 383003-S | (II-191-VE)-fitting-hose connector-1/8" x 1/8" x 1 1/8" long-(nylon) | AR |
| 74/ | E100/300,F100 | 6&8 | All | 373846-S | (II-191-Q)-fitting-hose connector tee-3 way-3/16" x 3/16" x 3/16" x 1 7/16" long-(nylon) | AR |
| 74/ | E100/300,F100 | 6&8 | All | 383847-S | (II-106-VA)-fitting-hose connector tee-4 way-1/4" x 1/4" x 1/4" x 2 13/16" long-(nylon) | AR |
| 74/ | E100/300,F100 | 6&8 | All | 384111-S | (II-106-VE)-fitting-hose connector tee-5 way-3/16" x 3/16" x 3/16" x 3/16" x 3" long-(nylon) | AR |
| 9B457 TUBE (EXHAUST AIR SUPPLY PUMP OUTLET) | | | | | | |
| 75 | F100 | 6 | 300 | C8TZ 9B457-A | 3/4" O.D.-1 1/4" long | 1 |
| 9A458 SPRING (EXHAUST CONTROL VALVE STOP) | | | | | | |
| 73/74 | B570,E100/300,F100/500, P350/500 | 6 | 240, 300L/D | C5AZ 9A458-A | | 1 |
| 73 | F100 | 8 | 360,390 | | | 1 |
| 75/77 | E100/350,F100/350,P350/500 | 6 | 300L/D | | | 1 |
| 78/ | E-F100/350 | 6 | 300 | | | 1 |
| 9F458 SLEEVE (EXHAUST AIR SUPPLY PUMP MUFFLER) | | | | | | |
| 75/77 | E100 -- Calif. emission "From Ser. X00,001" | 8 | 351W | D5UZ 9F458-A | 2 1/4" I.D. x 3 1/4" long | 1 |
| 76 | E150/350 -- Calif. emission "From Ser. B00,000" | 8 | 351W | | | 1 |
| 9460 VALVE (EXHAUST THERMOSTAT CONTROL) | | | | | | |
| 73/74 | B500,E100/300,F100/500, P350/500 | 6 | 240, 300L/D | C5AZ 9460-A | | 1 |
| 75/77 | E100/350,F100/350,P350/500 | 6 | 300L/D | | | 1 |
| 78/ | E-F100/350 | 6 | 300 | | | 1 |
| 9461 GASKET (INTAKE MANIFOLD TO CYLINDER BLOCK) | | | | | | |
| 73/74 | B500,E100/300,F100/500, P350/500 | 6 | 240, 300L/D | C5AZ 9461-A | | 1 |
| 75/77 | B500,E100/350,F100/500,P350/500 | 6 | 300L/D | | | 1 |
| 78/ | E-F100/350 | 6 | 300 | | | 1 |
| 9B461 SPACER (EXHAUST AIR SUPPLY MOUNTING BRACKET) | | | | | | |
| 74 | E100/300 -- with T/E-- without A/C | 8 | 302 | C7OZ 9B461-A | | 1 |
| 9462 BUSHING (EXHAUST THERMOSTAT CONTROL VALVE) | | | | | | |
| 73/74 | B500,E100/300,F100/500, P350/500 | 6 | 240, 300L/D | C5AZ 9462-A | Front-5/16" O.D. x 3/16" long | 1 |
| 75/77 | E100/350,F100/350,P350/500 | 6 | 300L/D | | | 1 |
| 78/ | E-F100/350 | 6 | 300 | | | 1 |

1973/79
TRUCK SERIES 100/500

| YEAR | MODEL/RESTRICTIONS | ENGINE | | PART NUMBER | DESCRIPTION | QTY. |
|---|---|--------|--------------------|--|---|------|
| | | CYL. | C.I.D. (C.C.D.) | | | |
| 9462 BUSHING (EXHAUST THERMOSTAT CONTROL VALVE) — Cont'd | | | | | | |
| 73/74 | B500,E100/300,F100/500, P350/500 | 6 | 240, 300L/D | C5AZ 9462-C | Front—.010" O/S—.242" I.D. x .317" O.D. x 3/16" long | 1 |
| 75/77 | E100/350,F100/350,P350/500 | 6 | 300L/D | | | 1 |
| 78/ | E-F100/350 | 6 | 300 | | | 1 |
| 73/74 | B500,E100/300,F100/500, P350/500 | 6 | 240, 300L/D | C5AZ 9462-B | Rear-5/8" O.D. x 3/8" long | 1 |
| 75/77 | E100/350,F100/350,P350/500 | 6 | 300L/D | | | 1 |
| 78/ | E-F100/350 | 6 | 300 | | | 1 |
| 73/74 | B500,E100/300,F100/500, P350/500 | 6 | 240, 300L/D | C5AZ 9462-D | Rear—.010" O/S—.242" I.D. x .635" O.D. x 3/8" long | 1 |
| 75/77 | E100/350,F100/350,P350/500 | 6 | 300L/D | | | 1 |
| 78/ | E-F100/350 | 6 | 300 | | | 1 |
| 9A462 SHIELD (CARBURETOR HEAT) | | | | | | |
| 73/74 | F100 -- with ev/em | 8 | 240 | D3TZ 9A462-A | | 1 |
| 9A462 SHIELD (EXHAUST MANIFOLD SPLASH) | | | | | | |
| 73/77 | P350/500 | 6 | 300 | D2TZ 9A462-B | | 1 |
| 9E464 GASKET (EXHAUST GAS RECIRCULATING VALVE ADAPTER) — Also refer to group 9D476 | | | | | | |
| 73 | F250/350 | 8 | 460 | D3AZ 9E464-B | *CG-555 | 1 |
| 74 | F100/350 | 8 | 460 | | | 1 |
| 75 | E250/350,F150/350,M450/500 | 8 | 460 | | | 1 |
| 76 | M450/500 | 8 | 460 | | | 1 |
| 77 | E250/350,F150/350 -- Calif. emission "Before Ser. Y20,001" | 8 | 460 | ★ D7VZ 9E464-A /bD7AZ 9E464-F(5/79) | | 1 |
| 77 | E-F100- "Before Ser. Y20,001" | 6 | 300 | | | 2 |
| 77 | E100/350,F100/350- "Before Ser. Y20,001" | 8 | 351,400 | | | 1 |
| 78 | F150/350 | 8 | 400W | | | 1 |
| 77 | E250/350,F150/350 -- Calif. emission "Before Ser. Y20,001" | 8 | 460 | D7AZ 9E464-F | | 1 |
| 77 | E-F100 "Before Ser. Y20,001" | 6 | 300 | | | 1 |
| 77 | E-F100/350 "Before Ser. Y20,001" | 8 | 351,400 | | | 1 |
| 78 | F150/350 | 8 | 400W | | | 1 |
| 77 | E250/350,F150/350 -- Calif. emission- "From Ser. Y20,001" | 8 | 460 | D7AZ 9E464-E | | 1 |
| 77/78 | E-F100- "From Ser. Y20,001" | 6 | 300 | | | 2 |
| 77 | E-F100/350 - "From Ser. Y20,001" | 8 | 351,400 | | | 1 |
| 78 | E-F150/250 -- Calif. emission | 6 | 300 | | | 1 |
| 78 | F100 | 8 | 302 | | | 1 |
| 78 | E100 | 8 | 351W | | | 1 |
| 78 | E150/350 -- Calif. emission | 8 | 351W | | | 1 |
| 78 | F100/350 | 8 | 351M, 400C | | | 1 |
| 78 | F100 -- A/T-exc. Calif. emission | 8 | 400W | | | 2 |
| 79 | E-F100/350 | 6 | 300 | | | 1 |
| 79 | E100/250,F100/150 | 8 | 302 | | | 1 |
| 79 | F100/350 | 8 | 351M, 400 | | | 1 |
| 79 | E100/350 | 8 | 351W | | | 1 |
| 79 | E250/350,F150/350 | 8 | 460 | | | 1 |
| 9B466 HOSE (EXHAUST AIR SUPPLY CHECK VALVE INLET) — Also refer to group 9C433 | | | | | | |
| 74 | E100/300 -- with T/E | 8 | 302 | C7AZ 9B466-A | | 1 |
| 74 | F100 -- with T/E | 8 | 360 | D3TZ 9B466-B | # D4TE 9B466-CB | 1 |
| 75 | F100/350,M450/500 -- with T/E | 8 | 360,390 | | | 1 |
| 74 | F100 -- with T/E | 8 | 302 | D40Z 9B466-A | R.H.-# D40E 9B466-AA | 1 |
| 74 | E100/300,F100 -- with T/E | 6 | 300 | D4TZ 9B466-B | # D4TE 9B466-BA | 1 |
| 74 | F100 -- with T/E | 8 | 360 | ★ D4TZ 9B466-D | # D4TE 9B466-DA, DB-moulded | 1 |
| 75 | F100/350 -- with T/E | 8 | 360,390 | /bD5TZ 9B466-H(10/75) | | 1 |
| 74 | E100/300 | 8 | 302 | D4UZ 9B466-A | # D4UE 9B466-AA | 1 |
| 75 | B-F500 -- Calif. emission | 8 | 330M/D | ★ D5TZ 9B466-A | L.H.-# D5TE 9B466-AA-cut to 22 3/8" long from C9PZ 18472-F | 1 |

1973/79
TRUCK SERIES 100/500

| YEAR | MODEL/RESTRICTIONS | ENGINE | | PART NUMBER | DESCRIPTION | QTY. |
|---|---|--------|--------------------|--|--|------|
| | | CYL. | C.I.D. (C.C.D.) | | | |
| 9B466 HOSE (EXHAUST AIR SUPPLY CHECK VALVE INLET) - Also refer to group 9C433 - Cont'd | | | | | | |
| 75 | B-F500 -- Calif. emission -- "Before Ser. X20,001" | 8 | 330M/D | D5TZ 9B466-B | R.H.-# D5TE 9B466-BB-moulded | 1 |
| 75/77 | B-F500 -- Calif. emission-- "From Ser. X20,001" | 8 | 330M/D | ★ D5TE 9B466-BC | R.H.-# D5TE 9B466-BC-cut to 6" long from D4AZ 9F287-A | 1 |
| 75/76 | E100,F100 -- Calif. emission | 6 | 300 | D5TZ 9B466-C | # D5TE 9B466-CA-air pump to by-pass valve | 1 |
| 75 | E100, F100 -- M/T - Canada | 6 | 300L/D | | | 1 |
| 77 | E-F100 -- w/leaded fuel-- Canada -- "From Ser. Y00,001" | 6 | 300 | | | 1 |
| 75 | E100,F100 | 6 | 300 | D5TZ 9B466-E | # D5TE 9B466-EA | 1 |
| 75/77 | B-F500 | 8 | 330M/D | D5TZ 9B466-F | L.H. | 1 |
| 75/76 | F100 | 8 | 302 | D5TZ 9B466-G | R.H. | 1 |
| 77 | F100 -- M/T | 8 | 302 | | | 1 |
| 75 | F100/350,M450/500-- "From Ser. W00,001" | 8 | 360,390 | D5TZ 9B466-H | # D5TE 9B466-HA | 1 |
| 75/78 | E100 | 8 | 351W | C60Z 9B466-B | # C60E 9B466-B | 1 |
| 76/78 | E150/350 -- Calif. emission "From Ser. B00,000" | 8 | 351W | | Use with D4VY 9B289-A valve with 3/4" dia. inlet nipple | 1 |
| 79 | E100/350 | 8 | 351W | | | 1 |
| 76/77 | E-F100-- "Before Ser. 080,001" | 6 | 300 | D6TZ 9B466-B | # D5TE 9B466-EB | 1 |
| 77 | E-F100 -- Canada-- "From Ser. 080,001" | 6 | 300 | | | 1 |
| 77 | E100 -- Calif. emission-- "From Ser. 080,001 to Y00,001" | 6 | 300 | D7UZ 9B466-A | # D7UE 9B466-AA | 1 |
| 78 | E100 -- Calif. emission | 6 | 300 | | | 1 |
| 78 | E100 | 6 | 300 | | Use with leaded fuel | 1 |
| 79 | E350 | 6 | 300 | | | 1 |
| 79 | E150 -- Canada | 6 | 300 | | Use with leaded fuel | 1 |
| 77 | E100 -- exc. Calif. emission-- "From Ser. 080,001" | 6 | 300 | D7UZ 9B466-B | # D7UE 9B466-BA | 1 |
| 79 | E100/250 | 6 | 300 | | | 1 |
| 79 | E150 -- Canada | 6 | 300 | | Use with leaded fuel | 1 |
| 76/77 | F100 -- M/T | 8 | 302 | D6TZ 9B466-A | # D6TE 9B466-AA | 1 |
| 77 | F100 -- A/T-Calif. emission | 8 | 302 | | | 1 |
| 78 | F100/150 -- M/T-Calif. emission | 8 | 302 | | | 1 |
| 78 | F100/150 -- w/Hi-altitude carb. | 8 | 302 | | | 1 |
| 77 | E100,F100-- "Before Ser. 080,001" | 6 | 300 | ★ D6DZ 9B466-A /bD4FZ 9B466-B(9/78) | # D6DE 9B466-AB | 1 |
| 77/79 | F100 | 8 | 351M, 400 | D7AZ 9B466-A | # D7AE 9B466-BA | 1 |
| 77/79 | F150/350 -- Calif. emission | 8 | 351M, 400 | | | 1 |
| 77 | E-F100 -- A/T | 6 | 300 | D7TZ 9B466-A | # D7TE 9B466-AA | 1 |
| 77 | F100 -- M/T | 8 | 302 | D7TZ 9B466-B | # D7TE 9B466-BA | 1 |
| 77 | F100 -- A/T-Calif. emission | 8 | 302 | | | 1 |
| 78 | F100/150 -- M/T-Calif emission | 8 | 302 | | | 1 |
| 78 | F100/150 -- w/Hi. altitude carb. | 8 | 302 | | | 1 |
| 77 | F100 -- Calif. emission-- "From Ser. 080,001" | 6 | 300 | D7TZ 9B466-F | # D7TE 9B466-FB | 1 |
| 78 | F100 | 6 | 300 | | Use with leaded fuel | 1 |
| 79 | F350 | 6 | 300 | | | 1 |
| 79 | F150 -- Canada | 6 | 300 | | Use with leaded fuel | 1 |
| 77 | F100 -- exc. Calif. emission-- "From Ser. 080,001" | 6 | 300 | D7TZ 9B466-C | # D7TE 9B466-CA | 1 |
| 79 | F100/150 -- exc. Canada | 6 | 300 | | | 1 |
| 79 | F250 | 6 | 300 | | | 1 |

1973/79
TRUCK SERIES 100/500

| YEAR | MODEL/RESTRICTIONS | ENGINE | | PART NUMBER | DESCRIPTION | QTY. |
|---|---|--------|--------------------|------------------------|--|------|
| | | CYL. | C.I.D. (C.C.D.) | | | |
| 9B466 HOSE (EXHAUST AIR SUPPLY CHECK VALVE INLET) - Also refer to group 9C433 - Cont'd | | | | | | |
| 78 | F100 -- M/T | 8 | 302 | D8TZ 9B466-B | # D8TE 9B466-BA-19/32" I.D. hose | 1 |
| 78 | F150 -- M/T-Calif. emission | 8 | 302 | | | 1 |
| 78 | F100/150 -- Hi altitude emission | 8 | 302 | | | 1 |
| 78 | F100 -- A/T-Calif. emission | 8 | 302 | | | 1 |
| 79 | F100/150 | 8 | 302 | | L.H. | 1 |
| 78 | E250/350 -- Calif. emission | 8 | 460 | D8UZ 9B466-A | # D8UE 9B466-AA-3/4" I.D. hose | 1 |
| 79 | E250/350 | 8 | 460 | | | 1 |
| 78 | F150/250 -- Calif. emission | 8 | 460 | ★ D5VY 9B466-A | # D5VE 9B466-AA | 1 |
| 79 | F150/350 | 8 | 460 | r/bD4FZ 9B466-B(12/77) | | 1 |
| 78 | F150/250 -- Calif. emission | 8 | 460 | D4FZ 9B466-B | # D42E 9B466-BA,BB | 1 |
| 79 | F150/350 | 8 | 460 | | | 1 |
| 78 | F100/150 -- M/T-Calif. emission | 8 | 302 | D8TZ 9B466-C | # D8TE 9B466-CA | 1 |
| 78 | F100/150 -- w/Hi-altitude carb. | 8 | 302 | | | 1 |
| 78 | F100 -- A/T-Calif. emission | 8 | 302 | | | 1 |
| 79 | F100/150 | 8 | 302 | | R.H. | 1 |
| 79 | E100/250 | 8 | 302 | D9UZ 9B466-A | # D9UE 9B466-AA | 1 |
| 74 | F100 -- with T/E | 8 | 360 | 97333-S35 | (E-8)-clamp (hose to air by-pass valve and to exhaust air supply check valve)-61/64 hose | AR |
| 9A469 SPRING (EXHAUST CONTROL VALVE TENSION) | | | | | | |
| 73/74 | B500,E100/300,F100/500, P350/500 | 6 | 240, 300L/D | C5AZ 9A469-A | | 1 |
| 75/77 | E100/350,F100/350,P350/500 | 6 | 300L/D | | | 1 |
| 78/79 | E-F100/350 | 6 | 300 | | | 1 |
| 73/74 | F100 | 8 | 360,390 | C5TZ 9A469-A | 3/8" O.D. x 13/16" long-7 1/2 coils | 1 |
| 9A470 SPACER (EXHAUST CONTROL VALVE) | | | | | | |
| 73/74 | F100 | 8 | 360,390 | C5TZ 9A470-A | 1/4" I.D. x 3/8" O.D. x 3/32" thick | 1 |
| 75 | F100 | 8 | 302 | | | 1 |
| 9B471 NUT and FERRULE ASSY. (EXHAUST AIR SUPPLY) | | | | | | |
| 74 | E100/200,F100 -- M/T with T/E | 6 | 300 | C7AZ 9B471-A | Use without 9A484 tube | 6 |
| 74 | F100 -- with T/E | 8 | 360 | | | 6 |
| 75 | E100,F100 | 6 | 300L/D | | | 6 |
| 74 | E100/200,F100 -- M/T with T/E | 6 | 300 | ★ C80Z 9B471-A | | 6 |
| 75 | E100,F100 | 6 | 300L/D | r/bD5TZ 9B471-A(8/77) | | 6 |
| 74 | F100 -- with T/E | 8 | 360 | C6AZ 9B471-A | | 6 |
| 75 | F100 -- "Before Ser. V40,001" | 8 | 360,390 | | | 8 |
| 75 | F150/350 -- Calif. emission- "From Ser. W00,001" | 8 | 360,390 | | | 8 |
| 75/76 | F100,M450/500- "From Ser. V40,001" | 8 | 360,390 | D5TZ 9B471-A | | 8 |
| 75/77 | B-F500 -- Calif. emission- "From Ser. V40,001" | 8 | 330M/D | | | 8 |
| 75/76 | F150/350 -- Calif. emission | 8 | 360,390 | | | 8 |
| 75/78 | E100,F100 | 6 | 300 | | | 6 |
| 79 | E-F150/250 -- Canada | 6 | 300 | | | 6 |
| 79 | E-F350 | 6 | 300 | | | 6 |
| 9C472 FAN ASSY. (EXHAUST AIR SUPPLY) | | | | | | |
| 74 | E100/300,F100 -- with T/E | 6 | 300 | D4TZ 9C472-A | 1 1/2"-3 13/16" O.D. | 1 |
| 74 | E100/300,F100 -- with T/E | 8 | 302 | | | 1 |
| 74 | F100 | 8 | 360 | | | 1 |

1973/79 TRUCK SERIES 100/500

9D473 VALVE ASSY. (EXHAUST GAS RECIRCULATION CONTROL)

To select the correct EGR valve by knowing the identification number only:

- Check the EGR valve, taken from the vehicle, for an identification part number.
- Refer to the Identification Chart below.
- Find the EGR valve identification part number (sequenced numerically) and find the service part number in the adjacent column.

For example:

The service part number for EGR valve identified D3TE 9D473-AA, D5ZE 9D473-A2A, D7ZE 9D473-A1A, D7ZE 9D473-A2A or D5DE 9F454-B1A is D3TZ 9D473-A.

IDENTIFICATION CHART

| IDENTIFICATION | PART NUMBER | IDENTIFICATION | PART NUMBER |
|--|--------------|----------------|--------------|
| 9D473 VALVE ASSY. (EXHAUST GAS RECIRCULATION CONTROL) | | | |
| D5DE 9F454-A1A | D30Z 9D473-A | D52E 9D473-A1A | D5FZ 9D473-A |
| D5DE 9F454-B1A | D3TZ 9D473-A | D52E 9D473-A2A | D5FZ 9D473-A |
| 77TF 9F454-A1A | D3TZ 9D473-A | D52E 9D473-B2A | D5FZ 9D473-A |
| D3AE 9D473-AA | D3AZ 9D473-A | D7BE 9D473-A1A | D30Z 9D473-A |
| D30E 9D473-AA | D30Z 9D473-A | D7BE 9D473-A2A | D30Z 9D473-A |
| D30E 9D473-A2A | D30Z 9D473-A | D7TE 9D473-A1A | D5FZ 9D473-A |
| D3TE 9D473-AA | D3TZ 9D473-A | D7TE 9D473-A2A | D5FZ 9D473-A |
| D3TE 9D473-A1A | D3TZ 9D473-A | D7VE 9D473-A1A | D5VY 9D473-A |
| D4TE 9D473-A1A | D4TZ 9D473-A | D7VE 9D473-A2A | D5VY 9D473-A |
| D4TE 9D473-A2A | D4TZ 9D473-A | D7ZE 9D473-A1A | D3TZ 9D473-A |
| D50E 9D473-A1A | D30Z 9D473-A | D7ZE 9D473-A2A | D3TZ 9D473-A |
| D50E 9D473-A2A | D30Z 9D473-A | D8BE 9D473-A1A | D8BZ 9D473-A |
| D5VE 9D473-A1A | D5VY 9D473-A | D8BE 9D473-A2A | D8BZ 9D473-A |
| D5VE 9D473-A2A | D5VY 9D473-A | D8TE 9D473-B1A | D8TZ 9D473-B |
| D5ZE 9D473-A2A | D3TZ 9D473-A | D8TE 9D473-B2A | D8TZ 9D473-B |

1973/79
TRUCK SERIES 100/500

9D473 VALVE ASSY. (EXHAUST GAS RECIRCULATION VACUUM CONTROL)—Also refer to groups 8A564,12A091

HOW TO FIND EGR VALVES

To select the correct EGR valve the following information must be H

- Year
- Model (F100,F150,F250, etc.)
- Engine (6cyl. 4.9L-300 C.I.D., 8cyl. 5.0L-302 C.I.D., etc.)
- Transmission (manual, automatic, etc.)
- Other factors (California, hi-altitude, etc.)
- In some cases, more than one service EGR valve may be specified in the catalog based on the above information. In these cases the identification part number shown on the EGR valve is also required.

For example:

If an EGR valve is required for 1976 F100 with an 8 cyl. 5.9L (360 C.I.D.) engine, automatic transmission, used in Canada and 49 states (except California)

- Refer to 1976 F100
- Read down to find F100-A/T 8 (cyl.) 360 (C.I.D.).

The service part numbers listed for this application are D3TZ 9D473-A and D3OZ 9D473-A. Therefore, to select the correct service part number, the identification part number shown on the EGR valve taken from the vehicle, must be used.

If the EGR identification is D3TE 9D473-AA, D5ZE 9D473-A2A, D7ZE 9D473-A1A, D7ZE 9D473. A2A or D5DE 9F454-B1A the service part number is D3TZ 9D473-A. If the EGR identification is D3OE 9D473-AA, D5OE 9D473-A1A, D5OE 9D473-A2A, D7BE 9D473-A1A, D7BE 9D473-A2A or D5DE 9F454-A1A the service part number is D3OZ 9D473-A.

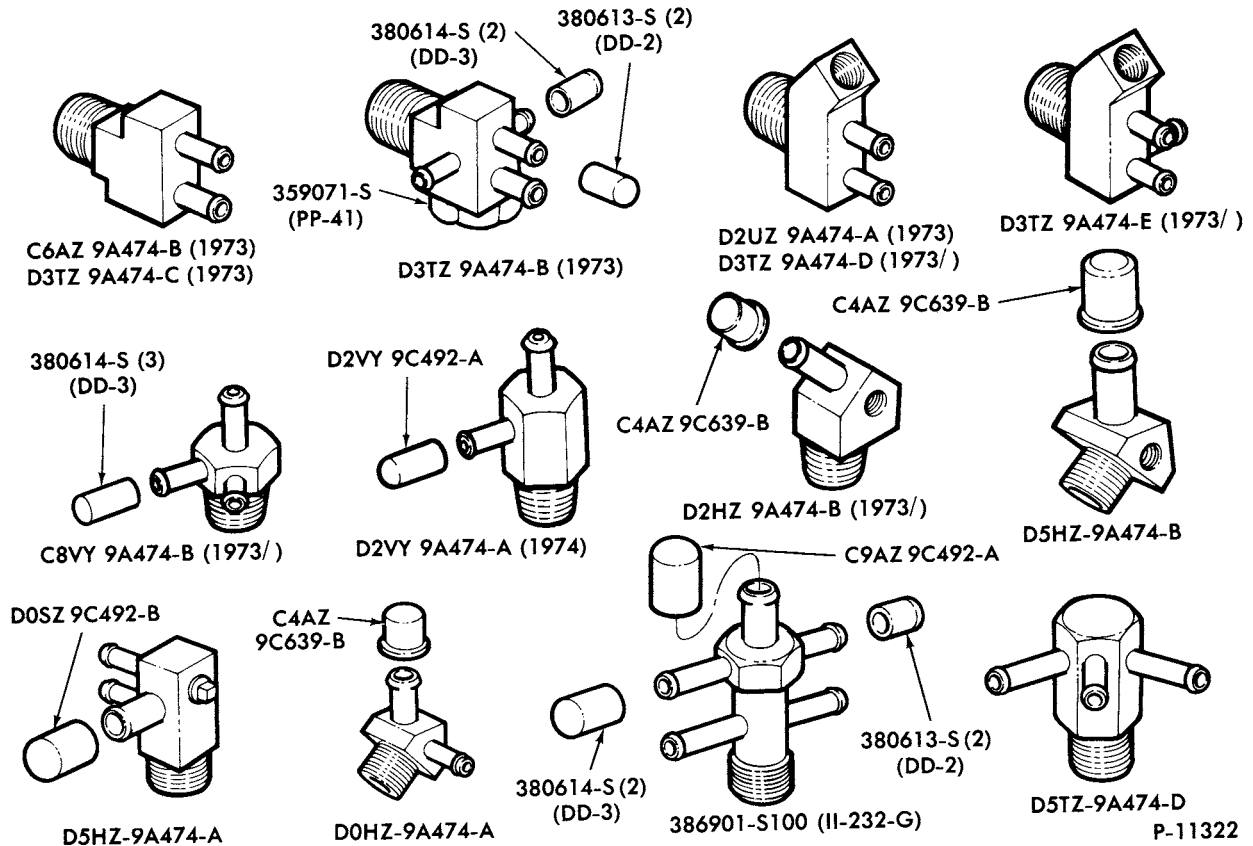
| YEAR | MODEL/RESTRICTIONS | ENGINE | | PART NUMBER | DESCRIPTION | QTY. |
|--|--|--------|--------------------|--------------|---|------|
| | | CYL. | C.I.D. (C.C.D.) | | | |
| 9D473 VALVE ASSY. (EXHAUST GAS RECIRCULATION VACUUM CONTROL) -- Also refer to groups 8A564,12A091 | | | | | | |
| 73 | F100/350,M450/500 -- with ev/em | 8 | 360,390 | D3TZ 9D473-A | # D3TE-AA,D5ZE-A2A, D5DE 9F454-B1A, D7ZE-A1A,A2A | 1 |
| 73/74 | E100/200,F100 -- with ev/em | 6 | 240 | | | 1 |
| 73/74 | E300(82) | 6 | 240 | | | 1 |
| 74 | E100/200,F100 -- M/T with T/E | 6 | 300 | | | 1 |
| 74 | F250/350,M450/500 | 8 | 360,390 | | | 1 |
| 74 | F100 | 8 | 390 | | | 1 |
| 74 | F100 -- without T/E | 8 | 360 | | | 1 |
| 75/77 | E100,F100 -- exc. Calif. emission | 6 | 300L/D | | | 1 |
| 75 | F150/350 -- with 2/B carb.- "From Ser. W00,001" | 8 | 360 | | | 1 |
| 75/76 | F150/350 -- with 4/B carb. Calif. emission- "From Ser. W00,001" | 8 | 390 | | | 1 |
| 75/77 | E150/350 -- Calif. emission | 8 | 351W | | | 1 |
| 76 | F100 -- A/T-exc. Calif. emission | 8 | 360 | | | 1 |
| 76 | F150/350 -- Calif. emission | 8 | 360 | | | 2 |
| 76 | F150/350 -- exc. Calif. emission | 8 | 360 | | | 1 |
| 76/77 | E250/350,F150/350 -- Calif. emission | 8 | 460 | | | 1 |
| 75/77 | B-F500 -- Calif. emission | 8 | 330M/D | | | 1 |
| 76 | E-F150/350 -- Calif. emission | 6 | 300 | | | 1 |
| 77 | F150/350 -- exc. Calif. emission | 8 | 351M, 400 | | | 1 |
| 77 | E100 -- M/T -- exc. Calif. emission | 8 | 351W | | | 1 |
| 77 | F150/350 -- M/T -- Calif. emission | 8 | 351M | | | 1 |
| 77 | E150/350 -- A/T -- exc. Calif. emission- "Before Ser. Y00,001" | 8 | 351W | | | 1 |

1973/79
TRUCK SERIES 100/500

| YEAR | MODEL/RESTRICTIONS | ENGINE | | PART NUMBER | DESCRIPTION | QTY. |
|--|---|--------|--------------------|------------------------|--|--------|
| | | CYL. | C.I.D. (C.C.D.) | | | |
| 9D473 VALVE ASSY. (EXHAUST GAS RECIRCULATION VACUUM CONTROL) - Also refer to groups 8A564, 12A091 - Cont'd | | | | | | |
| Refer to page 41 for Application Instructions | | | | | | |
| 77/77 | F150 -- exc. Calif. emission F150/250 -- 4/W/D-Calif. emission- "From Ser. 080,001" | 8 6 | 302 300 | D3TZ 9D473-A Cont'd | # D3TE-AA, D5ZE-A2A, D5DE 9F454-B1A D7ZE-A1A,A2A | 1 1 |
| 77 | E100 -- A/T-Calif. emission | 6 | 300 | | | 1 |
| 78 | E100 -- A/T-exc. Calif. emission | 6 | 300 | | | 1 |
| 78 | F100 -- M/T-exc. Calif. emission- "From Ser. BGO,001" | 6 | 300 | | | 1 |
| 78 | E-F350 -- Calif. emission | 6 | 300 | | | 1 |
| 78 | E350 -- Calif. emission | 8 | 351W | | | 1 |
| 78 | F100 -- M/T-exc. Calif. emission | 8 | 351M | | | 1 |
| 78 | F100/250 -- A/T-Calif. emission | 8 | 351M,400 | | | 1 |
| 78 | F350 -- Calif. emission | 8 | 351M | | | 1 |
| 78 | E-F350 -- Calif. emission | 8 | 460 | | | 1 |
| 79 | E150/250,F150 -- Canada | 8 | 302 | | | 2 |
| 79 | E350 -- exc. Calif. emission | 8 | 351W | | | 1 |
| 79 | F100/350 -- A/T-exc. Calif. emission | 8 | 351M | | | 1 |
| 79 | F150/250 -- A/T | 8 | 400 | | | 1 |
| 79 | F350 -- A/T-Calif. emission | 8 | 351M | | | 1 |
| 79 | F150/250 -- Canada | 8 | 351M | | | 1 |
| 73/74 | E100/200 | 8 | 302 | D30Z 9D473-A | # D30E-AA,D5DE 9F454-A1A,D50E-A1A,A2A, D7BE-A1A,A2A | 1 |
| 73/74 | E300(82) | 8 | 302 | | | 1 |
| 74 | F100 -- with T/E | 8 | 360 | | | 1 |
| 73/78 | F100 | 8 | 302 | | | 1 |
| 75/76 | F100 | 8 | 360,390 | | | 1 |
| 75/78 | E100 | 8 | 351W | | | 1 |
| 76 | E100,F100 -- Calif. emission | 6 | 300 | | | 1 |
| 78 | E100/150 -- M/T-Calif. emission | 6 | 300 | | | 1 |
| 78 | E150/250 -- Calif. emission | 8 | 351W | | | 1 |
| 78 | E250, F150/250 -- Calif. emission | 8 | 460 | | | 1 |
| 78 | F150 | 8 | 302 | | | 1 |
| 79 | E-F100/250 -- exc. Canada | 6 | 300 | | | 1 |
| 79 | E100/250, F100/150 -- exc. Canada | 8 | 302 | | | 1 |
| 79 | F100 -- A/T-Canada | 8 | 302 | | | 1 |
| 79 | F150/250 -- exc. Canada | 8 | 460 | | | 1 |
| 79 | E100/250 -- exc. Canada | 8 | 351W | | | 1 |
| 79 | F100/250 -- M/T | 8 | 351M,400 | | | 1 |
| 74 | F100 -- C4 | 8 | 302 | D4TZ 9D473-A | # D4TE-A1A,A2A | 1 |
| 75 | E100,F100 -- Calif. emission | 6 | 300L/D | D3AZ 9D473-A | *CX-3- # D3AE-AA | 1 |
| 77 | F100 -- M/T -- exc. Calif. emission | 8 | 351M | D5FZ 9D473-A | # D52E-A1A,A2A,B2A, D7TE-A1A,A2A | 1 |
| 77 | F100 -- A/T -- Hi-altitude | 8 | 351M | | | 1 |
| 77 | F100 -- A/T -- Calif. emission | 8 | 351M | | | 1 |
| 77 | F100 -- A/T -- exc. Calif. emission | 8 | 400 | | | 1 |
| 78 | F100 | 8 | 351M, 400 | | | 1 |
| 78 | F150 -- A/T-Calif. emission | 8 | 302 | | | 1 |
| 79 | E-F350 | 8 | 460 | | | 1 |
| 79 | F150/350 -- A/T-Canada | 8 | 460 | | | 1 |
| 79 | E-F350 | 6 | 300 | D8TZ 9D473-B | *CX-241- # D8TE-B1A,B2A | 1 |
| 79 | E-F150/250 -- Canada | 6 | 300 | | | 1 |
| 79 | F100/250 -- A/T | 8 | 351M, 400 | | | 1 |

1973/79
TRUCK SERIES 100/500

9A474 FITTING ASSY. (INTAKE MANIFOLD VACUUM OUTLET)



| YEAR | MODEL/RESTRICTIONS | ENGINE | | PART NUMBER | DESCRIPTION | QTY. |
|--|-------------------------------|--------|--------------------|--------------|-------------|------|
| | | CYL. | C.I.D. (C.C.D.) | | | |
| 9A474 FITTING ASSY. (INTAKE MANIFOLD VACUUM OUTLET) — Cont'd | | | | | | |
| 73 | F100/350 -- with C6 | 8 | 360,390 | C6AZ 9A474-B | | 1 |
| 73 | E100/300,F100 | 8 | 302 | D3TZ 9A474-B | | 1 |
| 73 | M450/500 | 8 | 360,390 | | | 1 |
| 73 | E200,F100 -- without P/B | 6 | 240 | D3TZ 9A474-C | | 1 |
| 73 | E300(82) -- without P/B | 6 | 240 | | | 1 |
| 73 | E300(89) -- without P/B | 6 | 300 | | | 1 |
| 73 | F100 -- with P/B | 6 | 240 | D3TZ 9A474-D | | 1 |
| 73 | E300(89),F250/350 -- with P/B | 6 | 300 | | | 1 |
| 73/77 | P350/500 -- with C/M | 6 | 300 | | | 1 |
| 73/74 | E100/200 -- with P/B | 6 | 240 | D3TZ 9A474-E | | 1 |
| 73/74 | E300(82) -- with P/B | 6 | 240 | | | 1 |
| 73 | E100/300(82) | 6 | 240 | D2UZ 9A474-A | | 1 |
| 73 | E300(89) -- with C4 | 6 | 300 | | | 1 |
| 73/75 | F250/350 | 8 | 460 | C8VY 9A474-B | | 1 |
| 77/ | F150/350 | 8 | 460 | | | 1 |

**1973/79
TRUCK SERIES 100/500**

| YEAR | MODEL/RESTRICTIONS | ENGINE | | PART NUMBER | DESCRIPTION | QTY. |
|--|---|--------|--------------------|--|---|------|
| | | CYL. | C.I.D. (C.C.D.) | | | |
| 9A474 FITTING ASSY. (INTAKE MANIFOLD VACUUM OUTLET) — Cont'd | | | | | | |
| 74 | F100 | 8 | 460 | D50Z 9A474-A | | 1 |
| 76 | M450/500 | 8 | 460 | | | 1 |
| 76 | E250/350,F150/350 -- Calif. emission | 8 | 460 | | | 1 |
| 77 | F150/350 -- Calif. emission | 8 | 460 | | | 1 |
| 74/75 | M450/500 | 8 | 460 | DOHZ 9A474-A | | 1 |
| 75/77 | B-F500 - Calif. emission "From Ser. W00,001" | 8 | 330M/D | D5TZ 9A474-D | | 1 |
| 76 | M450/500 | 8 | 460 | D5HZ 9A474-B | | 1 |
| 75/ | E100/350 | 8 | 351W | 386901-S100 | (II-232-G)-tee & cap assy. (intake manifold vacuum outlet)-3/8"-18 | 1 |
| 76 | F100/350 | 8 | 360,390 | | male pipe thread x 3/8" x 1/4" hose - | 1 |
| 76/ | F100/150 | 8 | 302 | | 5 outlets | 1 |
| 73 | F100/350 -- with C6 | 8 | 360,390 | 359071-S | (PP-41)-plug (intake manifold vacuum outlet fitting)-hex. head-5/8"-18 | 1 |
| 73 | F100/350 | 8 | 360,390 | 380614-S | (DD-3)-cap (to cap 3/16" outlet on fitting)-neophrene-3/16" | 1or2 |
| 73 | E100 -- without P/B | 6 | 240 | 385414-S | (II-106-VJ)-tee (intake manifold vacuum outlet fitting) | 1 |
| 75/ | E-F100 | 6 | 300 | 386718-S100 | (II-98-R)-tee and cap assy. (intake manifold vacuum lines) | 1 |
| 76 | M450/500 | 8 | 460 | 382323-S | (II-231-G)-nipple (transmission vacuum hose to engine)-1/4" hose -1/8"-27 male thread | 1 |
| 9D474 VALVE ASSY. (EXHAUST GAS RECIRCULATION SOLENOID VACUUM) | | | | | | |
| 75/77 | B500,E150/350,F150/500,P350/500 -- Calif. emission- "From Ser. W00,001" | 6 | 300L/D | ★ D5TZ 9D474-B /b D7HZ 9D474-A(10/79) | # D5TE 9D474-BA,CA | 1 |
| 75/76 | E250/350,F150/350,M450/500 "From Ser. W00,001 to Ser. A50,001" | 8 | 460 | | | 1 |
| 75 | F150/350 -- with 4/B carb.- Calif. emission- "From Ser. W00,001" | 8 | 390 | | | 1 |
| 75/77 | B-F500 -- Calif. emission "From Ser. W00,001" | 8 | 330M/D | | | 1 |
| 76 | F150/350 -- Calif. emission | 8 | 360 | | | 1 |
| 77 | F150/350 -- M/T - Calif. emission | 8 | 351M | | | 1 |
| 77 | F150/350 -- A/T - Calif. emission | 8 | 400 | | | 1 |
| 78 | E-F350 -- Calif. emission | 6 | 300 | | | 1 |
| 78 | F150/250 -- A/T-Calif. emission | 8 | 400 | | | 1 |
| 79 | E-F350 | 6 | 300 | | | 1 |
| 79 | E-F150/250 -- Canada | 6 | 300 | | | 1 |
| 75/77 | B500,E150/350,F150/500, P350/500 -- Calif. emission "From Ser. W00,001" | 6 | 300 L/D | D7HZ 9D474-A | | 1 |
| 75/76 | E250/350,F150/350,M450/500 "From Ser. W00,001 to Ser. A50,001" | 8 | 460 | | | 1 |
| 75 | F150/350 -- with 4/B carb.- Calif. emission "From Ser. W00,001" | 8 | 390 | | | 1 |
| 75/77 | B-F500 -- Calif. emission "From Ser. W00,001" | 8 | 330 M/D | | | 1 |
| 76 | F150/350 -- Calif. emission | 8 | 360 | | | 1 |
| 77 | F150/350 -- M/T-Calif. emission | 8 | 351M | | | 1 |
| 77 | F150/350 -- A/T-Calif. emission | 8 | 400 | | | 1 |
| 78 | E-F350 -- Calif. emission | 6 | 300 | | | 1 |
| 78 | F150/250 -- A/T-Calif. emission | 8 | 400 | | | 1 |
| 79 | E-F350 | 6 | 300 | | | 1 |
| 79 | E-F150/250 -- Canada | 6 | 300 | | | 1 |

1973/79
TRUCK SERIES 100/500

| YEAR | MODEL/RESTRICTIONS | ENGINE | | PART NUMBER | DESCRIPTION | QTY. |
|---|--|--------|--------------------|--------------|----------------------|------|
| | | CYL. | C.I.D. (C.C.D.) | | | |
| 9D474 VALVE ASSY. (EXHAUST GAS RECIRCULATION SOLENOID VACUUM) — Cont'd | | | | | | |
| 75/77 | E150/350 -- Calif. emission | 8 | 351W | D5TZ 9D474-E | # D5TE 9D474-E2A,E3A | 1 |
| 77 | E150/350 -- A/T -- exc. Calif. emission-- "Before Ser. Y00,001" | 8 | 351W | | | 1 |
| 79 | E350 | 8 | 351W | | | 1 |
| 76/78 | E250/350,F150/350 -- Calif. emission-- "From Ser. A50,001" | 8 | 460 | D5TZ 9D474-F | # D5TE 9D474-F2A,F3A | 1 |
| 76 | M450/500 -- "From Ser. A50,001" | 8 | 460 | | | 1 |
| 77/78 | E250/350,F150/350 -- exc. Calif. emission -- "From Ser. Y40,001" | 8 | 460 | | | 1 |
| 79 | E250/350, F150/350 | 8 | 460 | | | 1 |
| 77 | F150 | 8 | 302 | D5ZZ 9D474-B | # D5ZE 9D474-B2A,B3A | 1 |
| 78 | F150 | 8 | 302 | D8TZ 9D474-B | # D8TE 9D474-B2A | 1 |
| 79 | E150/250,F150 -- Canada | 8 | 302 | | | 1 |
| 78 | F350 -- Calif. emission | 8 | 351M, 400 | D8TZ 9D474-A | # D8TE 9D474-A2A | 1 |
| 79 | F100/350 -- A/T--exc. Calif. emission | 8 | 351M | | | 1 |
| 79 | F350 -- A/T Calif. emission | 8 | 351M | | | 1 |
| 79 | F350 | 8 | 400 | | | 1 |
| 79 | F250 -- M/T--exc. Calif. emission | 8 | 400 | | | 1 |
| 79 | F150/250 -- Canada | 8 | 351M, 400 | | | 1 |
| 78 | E350 -- A/T--Calif. emission | 8 | 351W | D8UZ 9D474-A | # D8UE 9D474-A2A | 1 |
| 9C475 ELBOW (EXHAUST AIR SUPPLY PUMP OUTLET) | | | | | | |
| 74 | E100/300,F100 -- with T/E | 6 | 300 | D4TZ 9C475-A | | 1 |
| 74 | E100/300,F100 -- with T/E | 8 | 302 | | | 1 |
| 74 | F100 -- with T/E | 8 | 360 | | | 1 |
| 75 | B-F500 -- Calif. emission | 8 | 330M/D | | | 1 |
| 75 | F100/350 | 8 | 360,390 | | | 1 |
| 75 | F100 | 8 | 302 | | | 1 |
| 78 | E250 -- Calif. emission | 8 | 460 | D8TZ 9C475-A | | 1 |

9D475 VALVE ASSY. (EXHAUST GAS RECIRCULATION)

To select the correct EGR valve by knowing the identification number only:

- Check the EGR valve, taken from the vehicle, for an identification part number.
- Refer to the Identification Chart below.
- Find the EGR valve identification part number (sequenced numerically) and find the service part number in the adjacent column.

For example:

The service part number for EGR valve identified D50E 9D475-A1A or D50E 9D475-A2A is D50Z 9D475-A.

IDENTIFICATION CHART

| IDENTIFICATION | PART NUMBER | IDENTIFICATION | PART NUMBER |
|--|--------------|----------------|--------------|
| 9D475 VALVE ASSY. (EXHAUST GAS RECIRCULATION) | | | |
| D3AE 9D475-F1C | D3AZ 9D475-F | D3AE 9D475-KB | D4AZ 9D475-A |
| D3AE 9D475-F2C | D3AZ 9D475-F | D3AE 9D475-LA | D3AZ 9D475-L |
| D3AE 9D475-G1B | D3AZ 9D475-G | D3AE 9D475-LB | D4AZ 9D475-B |
| D3AE 9D475-G2B | D3AZ 9D475-G | D3BE 9D475-A1B | D3BZ 9D475-A |
| D3AE 9D475-G1C | D3AZ 9D475-N | D3BE 9D475-A2B | D3BZ 9D475-A |
| D3AE 9D475-G2C | D3AZ 9D475-N | D3DE 9D475-A1C | D3DZ 9D475-A |
| D3AE 9D475-H1B | D3AZ 9D475-H | D3DE 9D475-A2C | D3DZ 9D475-A |
| D3AE 9D475-H2B | D3AZ 9D475-H | D3DE 9D475-C1A | D3DZ 9D475-D |
| D3AE 9D475-KA | D3AZ 9D475-K | D3DE 9D475-C2A | D3DZ 9D475-D |

1973/79
TRUCK SERIES 100/500

IDENTIFICATION CHART

| IDENTIFICATION | | PART NUMBER | | IDENTIFICATION | | PART NUMBER | |
|--|-----------|-------------|---------|----------------|-----------|-------------|---------|
| 9D475 VALVE ASSY. (EXHAUST GAS RECIRCULATION) — Cont'd | | | | | | | |
| Refer to page 45 for Identification Instructions | | | | | | | |
| D30E | 9D475-B1B | D30Z | 9D475-B | D4TE | 9D475-B1A | D3TZ | 9D475-C |
| D30E | 9D475-B2B | D30Z | 9D475-B | D4TE | 9D475-B2A | D3TZ | 9D475-C |
| D30E | 9D475-C1A | D30Z | 9D475-C | D4TE | 9D475-E1A | D4TZ | 9D475-E |
| D30E | 9D475-C2A | D30Z | 9D475-C | D4TE | 9D475-E2A | D4TZ | 9D475-E |
| D30E | 9D475-D1A | D30Z | 9D475-D | D4TE | 9D475-F1A | D4TZ | 9D475-F |
| D30E | 9D475-D2A | D30Z | 9D475-D | D4TE | 9D475-F2A | D4TZ | 9D475-F |
| D30E | 9D475-D1B | ★ D30Z | 9D475-E | D4TE | 9D475-GA | D4TZ | 9D475-G |
| D30E | 9D475-D2B | ★ D30Z | 9D475-E | D4TE | 9D475-J1A | D4TZ | 9D475-J |
| D3SE | 9D475-AA | D3SZ | 9D475-A | D4TE | 9D475-J2A | D4TZ | 9D475-J |
| D3TE | 9D475-C1B | D3TZ | 9D475-C | D4TE | 9D475-K1A | D4TZ | 9D475-K |
| D3TE | 9D475-C2B | D3TZ | 9D475-C | D4TE | 9D475-K2A | D4TZ | 9D475-K |
| D3UE | 9D475-A1A | D3UZ | 9D475-A | D4UE | 9D475-A1A | D3UZ | 9D475-C |
| D3UE | 9D475-A2A | D3UZ | 9D475-A | D4UE | 9D475-A2A | D3UZ | 9D475-C |
| D3UE | 9D475-B1A | D3UZ | 9D475-B | D4UE | 9D475-B1A | D3UZ | 9D475-B |
| D3UE | 9D475-B2A | D3UZ | 9D475-B | D4UE | 9D475-B2A | D3UZ | 9D475-B |
| D3UE | 9D475-C1A | D3UZ | 9D475-C | D4UE | 9D475-C1A | D3UZ | 9D475-A |
| D3UE | 9D475-C2A | D3UZ | 9D475-C | D4UE | 9D475-C2A | D3UZ | 9D475-A |
| D3UE | 9D475-E1A | D3UZ | 9D475-E | D4VE | 9D475-CA | D4VY | 9D475-C |
| D3UE | 9D475-E2A | D3UZ | 9D475-E | D4ZE | 9D475-A1A | D3ZZ | 9D475-B |
| D3VE | 9D475-AA | D3VY | 9D475-A | D4ZE | 9D475-A2A | D3ZZ | 9D475-B |
| D3ZE | 9D475-A1C | D3ZZ | 9D475-A | D4ZE | 9D475-B1A | D3ZZ | 9D475-C |
| D3ZE | 9D475-A2C | D3ZZ | 9D475-A | D4ZE | 9D475-B2A | D3ZZ | 9D475-C |
| D3ZE | 9D475-B1C | D3ZZ | 9D475-B | D4ZE | 9D475-C1A | D3ZZ | 9D475-A |
| D3ZE | 9D475-B2C | D3ZZ | 9D475-B | D4ZE | 9D475-C2A | D3ZZ | 9D475-A |
| D3ZE | 9D475-B1D | D3ZZ | 9D475-C | D4ZE | 9D475-A1F | D4FZ | 9D475-J |
| D3ZE | 9D475-B2D | D3ZZ | 9D475-C | D4ZE | 9D475-A2F | D4FZ | 9D475-J |
| D4AE | 9D475-A1B | D3AZ | 9D475-F | D4ZE | 9D475-A1G | D4FZ | 9D475-J |
| D4AE | 9D475-A2B | D3AZ | 9D475-F | D4ZE | 9D475-A2G | D4FZ | 9D475-J |
| D4AE | 9D475-B1A | D3AZ | 9D475-H | D4ZE | 9D475-C1C | D4FZ | 9D475-C |
| D4AE | 9D475-B2A | D3AZ | 9D475-H | D4ZE | 9D475-C1D | D4FZ | 9D475-C |
| D4AE | 9D475-C1A | D3AZ | 9D475-N | D4ZE | 9D475-C2C | D4FZ | 9D475-C |
| D4AE | 9D475-C2A | D3AZ | 9D475-N | D4ZE | 9D475-C2D | D4FZ | 9D475-C |
| D4AE | 9D475-D1A | D3AZ | 9D475-G | D4ZE | 9D475-D1A | D4FZ | 9D475-G |
| D4AE | 9D475-D2A | D3AZ | 9D475-G | D4ZE | 9D475-D2A | D4FZ | 9D475-G |
| D4AE | 9D475-E1A | D4AZ | 9D475-E | D4ZE | 9D475-D1B | D4FZ | 9D475-G |
| D4AE | 9D475-E2A | D4AZ | 9D475-E | D4ZE | 9D475-D2B | D4FZ | 9D475-G |
| D4AE | 9D475-F1A | D30Z | 9D475-D | D4ZE | 9D475-D1C | D4FZ | 9D475-K |
| D4AE | 9D475-F2A | D30Z | 9D475-D | D4ZE | 9D475-D2C | D4FZ | 9D475-K |
| D4AE | 9D475-G1A | D4AZ | 9D475-G | D4ZE | 9D475-E1A | D5FZ | 9D475-M |
| D4AE | 9D475-G2A | D4AZ | 9D475-G | D4ZE | 9D475-E2A | D5FZ | 9D475-M |
| D4DE | 9D475-A1B | D4DZ | 9D475-A | D4ZE | 9D475-E1B | D5FZ | 9D475-M |
| D4DE | 9D475-A2B | D4DZ | 9D475-A | D4ZE | 9D475-E2B | D5FZ | 9D475-M |
| D4DE | 9D475-E1A | D3DZ | 9D475-A | D5AE | 9D475-A1A | D5AZ | 9D475-A |
| D4DE | 9D475-E2A | D3DZ | 9D475-A | D5AE | 9D475-A2A | D5AZ | 9D475-A |
| D4DE | 9D475-F1A | D3DZ | 9D475-D | D5DE | 9D475-A1A | D5DZ | 9D475-A |
| D4DE | 9D475-F2A | D3DZ | 9D475-D | D5DE | 9D475-A2A | D5DZ | 9D475-A |
| D4DE | 9D475-G1A | D4TZ | 9D475-F | D5DE | 9D475-B1A | D5DZ | 9D475-B |
| D4DE | 9D475-G2A | D4TZ | 9D475-F | D5DE | 9D475-B2A | D5DZ | 9D475-B |
| D4DE | 9D475-H1A | D4DZ | 9D475-H | D5DE | 9D475-A1A | D5DZ | 9D475-B |
| D4DE | 9D475-H2A | D4DZ | 9D475-H | D5DE | 9D475-A2A | D5DZ | 9D475-B |
| D40E | 9D475-A1A | D30Z | 9D475-C | D50E | 9D475-A1A | D50Z | 9D475-A |
| D40E | 9D475-A2A | D30Z | 9D475-C | D5TE | 9D475-C1A | D5TZ | 9D475-D |
| D40E | 9D475-B1A | D30Z | 9D475-D | D5TE | 9D475-C2A | D5TZ | 9D475-D |
| D40E | 9D475-B2A | D30Z | 9D475-D | D5TE | 9D475-C1B | D5TZ | 9D475-C |
| D40E | 9D475-C1A | ★ D30Z | 9D475-E | D5TE | 9D475-C2B | D5TZ | 9D475-C |
| D40E | 9D475-C2A | ★ D30Z | 9D475-E | D5TE | 9D475-F1A | D6TZ | 9D475-B |
| D40E | 9D475-D1A | D30Z | 9D475-B | D5TE | 9D475-F2A | D6TZ | 9D475-B |
| D40E | 9D475-D2A | D30Z | 9D475-B | D5UE | 9D475-A1A | D5UZ | 9D475-A |
| D40E | 9D475-D2A | D30Z | 9D475-B | D5UE | 9D475-A2A | D5UZ | 9D475-A |
| D4TE | 9D475-A1A | D3BZ | 9D475-A | D5UE | 9D475-B1A | D5UZ | 9D475-B |
| D4TE | 9D475-A2A | D3BZ | 9D475-A | D5UE | 9D475-B2A | D5UZ | 9D475-B |

APRIL, 1980

COPYRIGHT © 1980—

FORD MOTOR

—DEARBORN, MICHIGAN

COMPANY

CHANGE 1

1973/79
TRUCK SERIES 100/500

IDENTIFICATION CHART

| IDENTIFICATION | | PART NUMBER | | IDENTIFICATION | | PART NUMBER | |
|--|-----------|-------------|---------|----------------|-----------|-------------|---------|
| 9D475 VALVE ASSY. (EXHAUST GAS RECIRCULATION) — Cont'd | | | | | | | |
| Refer to page 45 for Identification Instructions | | | | | | | |
| D5UZ | 9D475-C1A | D5UZ | 9D475-C | D8DE | 9D475-B1A | D7DZ | 9D475-B |
| D5UE | 9D475-C2A | D5UZ | 9D475-C | D8DE | 9D475-B2A | D7DZ | 9D475-B |
| D5VE | 9D475-C1A | D5VY | 9D475-C | D8DE | 9D475-C1A | D8DZ | 9D475-C |
| D5VE | 9D475-C2A | D5VY | 9D475-C | D8DE | 9D475-C2A | D8DZ | 9D475-C |
| D5VE | 9D475-EA | D5VY | 9D475-E | D8EE | 9D475-D2A | D8FZ | 9D475-D |
| D5VE | 9D475-F1A | D5VY | 9D475-E | D8EE | 9D475-E2A | D8FZ | 9D475-E |
| D5VE | 9D475-F2A | D5VY | 9D475-E | D8TE | 9D475-A1A | D8TZ | 9D475-A |
| D5ZE | 9D475-C1A | D5ZZ | 9D475-J | D8TE | 9D475-A2A | D8TZ | 9D475-A |
| D5ZE | 9D475-C2A | D5ZZ | 9D475-J | D9BE | 9D475-A2A | D9BZ | 9D475-A |
| D5ZE | 9D475-D1A | D5ZZ | 9D475-K | D9ZE | 9D475-AA | D9ZZ | 9D475-A |
| D5ZE | 9D475-D2A | D5ZZ | 9D475-K | D9ZE | 9D475-B2A | D9ZZ | 9D475-B |
| D52E | 9D475-D2A | D5FZ | 9D475-M | D9ZE | 9D475-C2A | D9ZZ | 9D475-C |
| D52E | 9D475-D2B | D5FZ | 9D475-M | D9ZE | 9D475-D2A | D9ZZ | 9D475-D |
| D52E | 9D475-E2B | D4FZ | 9D475-C | D9ZE | 9D475-G2A | D9ZZ | 9D475-G |
| D52E | 9D475-F2A | D4FZ | 9D475-G | E0EE | 9D475-A3A | D8FZ | 9D475-D |
| D52E | 9D475-G2B | D4FZ | 9D475-J | E0EE | 9D475-B3A | D8FZ | 9D475-E |
| D52E | 9D475-H2A | D5FZ | 9D475-N | E0ZE | 9D475-C3A | D9ZZ | 9D475-B |
| D52E | 9D475-H2B | D5FZ | 9D475-N | 74HF | 9D475-AE | D4RY | 9D475-A |
| D52E | 9D475-J2A | D5FZ | 9D475-P | 74HF | 9D475-BE | D4RY | 9D475-B |
| D52E | 9D475-J2B | D5FZ | 9D475-P | 74HF | 9D475-DE | D4RY | 9D475-D |
| D52E | 9D475-K2A | D5FZ | 9D475-Q | 74HF | 9D475-DF | D4RY | 9D475-F |
| D52E | 9D475-K2B | D5FZ | 9D475-Q | 74HF | 9D475-EE | D4FZ | 9D475-E |
| D52E | 9D475-L2A | D5FZ | 9D475-R | 74TF | 9D475-A1A | D4ZZ | 9D475-A |
| D52E | 9D475-L2B | D5FZ | 9D475-R | 74TF | 9D475-A2A | D4ZZ | 9D475-A |
| D58E | 9D475-A2A | D5RY | 9D475-E | 74TF | 9D475-B1A | D4ZZ | 9D475-B |
| D6AE | 9D475-B1A | D6AZ | 9D475-B | 74TF | 9D475-B2A | D4ZZ | 9D475-B |
| D6AE | 9D475-B2A | D6AZ | 9D475-B | 74TF | 9D475-D1A | D4ZZ | 9D475-D |
| D6AE | 9D475-C1A | D6AZ | 9D475-C | 74TF | 9D475-E1A | D4RY | 9D475-E |
| D6AE | 9D475-C2A | D6AZ | 9D475-C | 74TF | 9D475-E2A | D4RY | 9D475-E |
| D6TE | 9D475-A1A | D6TZ | 9D475-A | 74TF | 9D475-F1A | D4ZZ | 9D475-F |
| D6TE | 9D475-A2A | D6TZ | 9D475-A | 75TF | 9D475-A1A | D5RY | 9D475-F |
| D6VE | 9D475-AA | D6VZ | 9D475-A | 75TF | 9D475-A2A | D5RY | 9D475-F |
| D6VE | 9D475-B1B | D6VZ | 9D475-A | 75TF | 9D475-B1A | D5TZ | 9D475-C |
| D7AE | 9D475-C1A | D7AZ | 9D475-C | 75TF | 9D475-B2A | D5TZ | 9D475-C |
| D7AE | 9D475-C2A | D7AZ | 9D475-C | 75TF | 9D475-D1A | D5ZZ | 9D475-D |
| D7BE | 9D475-A1A | D8TZ | 9D475-A | 75TF | 9D475-D2A | D5ZZ | 9D475-D |
| D7BE | 9D475-A2A | D8TZ | 9D475-A | 75TF | 9D475-E1A | D5RY | 9D475-F |
| D7BE | 9D475-B2A | D7DZ | 9D475-C | 75TF | 9D475-E2A | D5RY | 9D475-F |
| D7DE | 9D475-A1A | D7DZ | 9D475-D | 75TF | 9D475-F1A | D5RY | 9D475-B |
| D7DE | 9D475-A2A | D7DZ | 9D475-D | 75TF | 9D475-F2A | D5RY | 9D475-B |
| D7DE | 9D475-B1A | D7DZ | 9D475-B | 75TF | 9D475-G1A | D5RY | 9D475-D |
| D7DE | 9D475-B2A | D7DZ | 9D475-B | 75TF | 9D475-G2A | D5RY | 9D475-D |
| D7DE | 9D475-C1A | D7DZ | 9D475-E | 75TF | 9D475-H1A | D5RY | 9D475-C |
| D7DE | 9D475-C2A | D7DZ | 9D475-E | 75TF | 9D475-H2A | D5RY | 9D475-C |
| D7EE | 9D475-D2A | D7FZ | 9D475-D | 75TF | 9D475-J1A | D5ZZ | 9D475-J |
| D7EE | 9D475-E2A | D7FZ | 9D475-E | 75TF | 9D475-J2A | D5ZZ | 9D475-J |
| D7EE | 9D475-F2A | D7FZ | 9D475-F | 75TF | 9D475-K1A | D5ZZ | 9D475-K |
| D7EE | 9D475-G2A | D7FZ | 9D475-G | 75TF | 9D475-K2A | D5ZZ | 9D475-K |
| D7EE | 9D475-H2A | D7FZ | 9D475-H | 76TF | 9D475-A1A | D6ZZ | 9D475-A |
| D7EE | 9D475-L2A | D8FZ | 9D475-L | 77TF | 9D475-C1A | D7DZ | 9D475-B |
| D7EE | 9D475-M2A | D7FZ | 9D475-M | 77TF | 9D475-C2A | D7DZ | 9D475-B |
| D7TE | 9D475-A1A | D7TZ | 9D475-A | 77TF | 9D475-D1A | D7ZZ | 9D475-D |
| D7TE | 9D475-A2A | D7TZ | 9D475-A | 77TF | 9D475-D2A | D7ZZ | 9D475-D |
| D7UE | 9D475-A1A | D7UZ | 9D475-A | 77TF | 9D475-E1A | D7ZZ | 9D475-E |
| D7UE | 9D475-A2A | D7UZ | 9D475-A | 77TF | 9D475-E2A | D7ZZ | 9D475-E |
| D8BE | 9D475-B1A | D8BZ | 9D475-B | 77TF | 9D475-F1A | D7RY | 9D475-F |
| D8BE | 9D475-B2A | D8BZ | 9D475-B | 77TF | 9D475-F2A | D7RY | 9D475-F |
| D8BE | 9D475-D1A | D8BZ | 9D475-D | 79TF | 9D475-FA | D9FZ | 9D475-F |
| D8BE | 9D475-D2A | D8BZ | 9D475-D | 79TF | 9D475-GA | D9FZ | 9D475-G |
| D8BE | 9D475-E1A | D8BZ | 9D475-E | 771F | 9D475-AC | D8RZ | 9D475-A |
| D8BE | 9D475-E2A | D8BZ | 9D475-E | 771F | 9D475-BB | D8RZ | 9D475-B |
| D8BE | 9D475-F1A | D8BZ | 9D475-F | 777F | 9D475-CA | D7RY | 9D475-C |
| D8BE | 9D475-F2A | D8BZ | 9D475-F | 777F | 9D475-DA | D7FZ | 9D475-F |

1973/79 TRUCK SERIES 100/500

9D475 VALVE ASSY. (EXHAUST GAS RECIRCULATION)—Also refer to groups 9D448, 9F452

HOW TO FIND EGR VALVES

To select the correct EGR valve the following information must be H

- Year
- Model (F100,F150,F250,etc.)
- Engine (6 cyl. 4.9L-300 C.I.D., 8 cyl. 5.0L-302 C.I.D., etc.)
- Transmission (manual, automatic, etc.)
- Other factors (California, hi-altitude, etc.)
- In some cases, more than one service EGR valve may be specified in the catalog based on the above information. In these cases the identification part number shown on the EGR valve is also required.

For example:

If an EGR valve is required for a 1976 F100 with an 8 cyl. 5.0L (302 C.I.D.) engine, manual transmission.

- Refer to 1976 F100
- Read down to find F100-M/T 8 (cyl.) 302 (C.I.D.).

The service part numbers listed for this application are D50Z 9D475-A and D5TZ 9D475-C. Therefore, to select the correct service part number, the identification part number shown on the EGR valve taken from the vehicle, must be used.

is D50Z 9D475-A. If the EGR identification is D5TE 9D475-C1B or D5TE 9D475-C2B the service part number is D5TZ 9D475-C.

| YEAR | MODEL/RESTRICTIONS | ENGINE | | PART NUMBER | DESCRIPTION | QTY. |
|-------|---|--------|--------------------|-------------|-------------|------|
| | | CYL. | C.I.D. (C.C.D.) | | | |
| 9D475 | VALVE ASSY. (EXHAUST GAS RECIRCULATION)—Also refer to groups 9D448, 9F452 | | | | | |

1973

| | | | | | | |
|----|---------------------------|---|---------|--------------|--|---|
| 73 | E100/200 -- C4 with ev/em | 6 | 240 | D3DZ 9D475-A | # D3DE 9D475-AC, D4DE 9D475-E1A,E2A | 1 |
| 73 | E300(82) -- C4 with ev/em | 6 | 240 | | | 1 |
| 73 | E100/300 -- C4 | 6 | 240 | D30Z 9D475-C | # D30E 9D475-CA, D40E 9D475-A1A,A2A | 1 |
| 73 | E200(82) -- C4 | 6 | 240 | D3UZ 9D475-A | # D3UE 9D475-AA, D4UE 9D475-C1A,C2A | 1 |
| 73 | E300(82) -- C4 | 6 | 240 | D3UZ 9D475-B | # D3UE 9D475-BA, D4UE 9D475-B1A,B2A | 1 |
| 73 | E100 -- M/T | 6 | 240 | D3UZ 9D475-C | # D3UE 9D475-CA, D4UE 9D475-A1A,A2A | 1 |
| 73 | E300(82) -- M/T | 6 | 240 | | | 1 |
| 73 | E100 -- M/T | 6 | 240 | D3UZ 9D475-E | # D3UE 9D475-EA,E1A,E2A | 1 |
| 73 | E200(89) -- M/T | 6 | 240 | | | 1 |
| 73 | E100/300 -- M/T | 6 | 240 | D30Z 9D475-D | # D30E 9D475-DA, D40E 9D475-B1A,B2A | 1 |
| 73 | E100/300 -- M/T | 8 | 302 | D3DZ 9D475-D | # D3DE 9D475-CA, D4DE 9D475-F1A,F2A | 1 |
| 73 | F100 -- C4 with ev/em | 6 | 240 | D3DZ 9D475-A | # D3DE 9D475-AC, D4DE 9D475-E1A,E2A | 1 |
| 73 | F100 -- C4 | 6 | 240 | D30Z 9D475-C | # D30E 9D475-CA, D40E 9D475-A1A,A2A | 1 |
| 73 | F100 -- M/T | 6 | 240 | D30Z 9D475-D | # D30E 9D475-DA, D40E 9D475-B1A,B2A | 1 |
| 73 | F100 -- M/T | 6 | 240 | D3UZ 9D475-E | # D3UE 9D475-EA,E1A,E2A | 1 |
| 73 | F100 -- C4 | 8 | 302 | D3BZ 9D475-A | # D3BE 9D475-AA,AB, D4TE 9D475-A1A,A2A | 1 |
| 73 | F100 -- MT/ | 8 | 302 | D3DZ 9D475-D | # D3DE 9D475-CA, D4DE 9D475-F1A,F2A | 1 |
| 73 | F100 -- C6 with ev/em | 8 | 360 | D3DZ 9D475-A | # D3DE 9D475-AC, D4DE 9D475-E1A,E2A | 1 |
| 73 | F100 -- C6 | 8 | 360 | D30Z 9D475-C | # D30E 9D475-CA, D40E 9D475-A1A,A2A | 1 |
| 73 | F100 -- C6 | 8 | 390 | D30Z 9D475-D | # D30E 9D475-DA, D40E 9D475-B1A,B2A | 1 |
| 73 | F100 | 8 | 390 | D3AZ 9D475-H | # D3AE 9D475-HA,HB, D4AE 9D475-B1A,B2A | 1 |
| 73 | F250/350 | 8 | 360,390 | D30Z 9D475-D | # D30E 9D475-DA, D40E 9D475-B1A,B2A | 1 |
| 73 | F100 -- M/T with ev/em | 8 | 360 | D3TZ 9D475-C | # D3TE 9D475-CB, D4TE 9D475-B1A,B2A | 1 |
| 73 | M450/500 | 8 | 360,390 | D30Z 9D475-D | # D30E 9D475-DA, D40E 9D475-B1A,B2A | 1 |
| 73 | E100/200,E300(82),F100 | 8 | 302 | ★ 55644-S13 | Screw & washer assy. (valve to carb. spacer)—hex. head—5/16"—18 x 1 1/8" | 1 |
| 73 | F100/350 | 8 | 360,390 | | | 1 |
| 73 | E100/200,E300(82),F100 | 8 | 302 | 354135-S7-8 | (BB-155-A)—bolt (valve to carb. spacer)—hex. head—3/8"—16 x 1 1/8" | 1 |
| 73 | F100/350 | 8 | 360,390 | 34807-S8 | (X-66)—lockwasher—3/8" | 1 |

1973/79
TRUCK SERIES 100/500

| YEAR | MODEL/RESTRICTIONS | ENGINE | | PART NUMBER | DESCRIPTION | QTY. |
|-------|---|--------|--------------------|-------------|-------------|------|
| | | CYL. | C.I.D. (C.C.D.) | | | |
| 9D475 | VALVE ASSY. (EXHAUST GAS RECIRCULATION)—Also refer to groups 9D448, 9F452 — Cont'd Refer to page 48 for Application Instructions | | | | | |

1974

| | | | | | | |
|----|--|---|---------|--------------|---|---|
| 74 | E100/300 -- C4 | 6 | 240 | D3UZ 9D475-A | # D3UE 9D475-AA, D4UE 9D475-C1A,C2A | 1 |
| 74 | E100/200 -- M/T | 6 | 240 | D30Z 9D475-D | # D30E 9D475-DA, D40E 9D475-B1A,B2A | 1 |
| 74 | E200/300 -- M/T | 6 | 240 | D30Z 9D475-C | # D30E 9D475-CA, D40E 9D475-A1A,A2A | 1 |
| 74 | E100 -- M/T | 6 | 300 | D4TZ 9D475-F | # D4TE 9D475-F1A,F2A | 1 |
| 74 | E100/200 -- C4-exc. Calif. em. | 8 | 302 | D3AZ 9D475-H | # D3AE 9D475-HA,HB, D4AE 9D475-B1A, B2A | 1 |
| 74 | E100/200 -- A/T-Calif. em. | 8 | 302 | D3AZ 9D475-N | # D3AE 9D475-G1C,G2C, D4AE 9D475-C1A, C2A | 1 |
| 74 | E300(82) -- C4 with 4.10 axles | 8 | 302 | D30Z 9D475-C | # D30E 9D475-CA, D40E 9D475-A1A,A2A | 1 |
| 74 | E300(82) -- C4 with 3.54 or 3.73 axles | 8 | 302 | D30Z 9D475-D | # D30E 9D475-DA, D40E 9D475-B1A,B2A | 1 |
| 74 | E100/300 -- M/T | 8 | 302 | D3DZ 9D475-D | # D3DE 9D475-CA, D4DE 9D475-F1A,F2A | 1 |
| 74 | E300(82) -- M/T | 8 | 302 | | | 1 |
| 74 | F100 -- C4 | 6 | 240 | D3UZ 9D475-A | # D3UE 9D475-AA, D4UE 9D475-C1A,C2A | 1 |
| 74 | F100 -- M/T | 6 | 240 | D3BZ 9D475-A | # D3BE 9D475-AA,AB, D4TE 9D475-A1A,A2A | 1 |
| 74 | F100 -- C4 | 8 | 302 | D3BZ 9D475-A | # D3BE 9D475-AA,AB, D4TE 9D475-A1A,A2A | 1 |
| 74 | F100 -- C4 | 8 | 302 | D4TZ 9D475-E | # D4TE 9D475-E1A,E2A | 1 |
| 74 | F100 -- M/T | 8 | 302 | D3DZ 9D475-D | # D3DE 9D475-CA, D4DE 9D475-F1A,F2A | 1 |
| 74 | F100 -- M/T | 8 | 302 | D4TZ 9D475-K | # D4TE 9D475-K1A,K2A | 1 |
| 74 | F100/350 | 8 | 360,390 | D30Z 9D475-D | # D30E 9D475-DA, D40E 9D475-B1A,B2A | 1 |
| 74 | F100 | 8 | 390 | D3AZ 9D475-H | # D3AE 9D475-HA,HB, D4AE 9D475-B1A,B2A | 1 |
| 74 | F100 -- M/T | 8 | 360 | D3BZ 9D475-A | # D3BE 9D475-AA,AB, D4TE 9D475-A1A,A2A | 1 |
| 74 | F100 -- M/T | 8 | 360 | D4TZ 9D475-F | # D4TE 9D475-F1A,F2A | 1 |
| 74 | F100 -- C6 | 8 | 460 | D3AZ 9D475-K | # D3AE 9D475-KA | 1 |
| 74 | M450/500 | 8 | 360,390 | D30Z 9D475-D | # D30E 9D475-DA, D40E 9D475-B1A,B2A | 1 |

1975

| | | | | | | |
|----|---|---|---------|--------------|--|---|
| 75 | B500 -- Calif. em. | 8 | 330 M/D | D3DZ 9D475-A | # D3DE 9D475-AC, D4DE 9D475-E1A,E2A | 1 |
| 75 | E100 -- with 3.80 or 4.11 axle-exc. Calif. em. | 6 | 300 L/D | D3UZ 9D475-B | # D3UE 9D475-BA, D4UE 9D475-B1A,B2A | 1 |
| 75 | E100 -- Calif. em. | 6 | 300 L/D | D4TZ 9D475-F | # D4TE 9D475-F1A,F2A | 1 |
| 75 | E100 -- M/T with 3.50/3.70 axle-exc. Calif. em. and exc. Canada | 6 | 300 L/D | D30Z 9D475-C | # D30E 9D475-CA, D40E 9D475-A1A,A2A | 1 |
| 75 | E100 -- M/T-Canada | 6 | 300 L/D | D4TZ 9D475-J | # D4TE 9D475-J1A,J2A | 1 |
| 75 | E100 -- C6-exc. Calif. em. | 8 | 351W | D5UZ 9D475-B | # D5UE 9D475-B1A,B2A | 1 |
| 75 | E100/350 | 8 | 351W | D3ZZ 9D475-B | # D3ZE 9D475-BA,BB,BC, D4ZE 9D475-A1A, A2A | 1 |
| 75 | E100 -- A/T-Calif. em. | 8 | 351W | D5TZ 9D475-C | # D5TE 9D475-C1B,C2B | 1 |
| 75 | E100 -- A/T-Calif. em. | 8 | 351W | D5TZ 9D475-D | # D5TE 9D475-C1A,C2A | 1 |
| 75 | E100 -- M/T-exc. Calif. em. | 8 | 351W | D5UZ 9D475-C | # D5UE 9D475-C1A,C2A | 1 |
| 75 | E250/350 | 8 | 460 | D30Z 9D475-D | # D30E 9D475-DA, D40E 9D475-B1A,B2A | 1 |
| 75 | F100 -- C4 with 2/W/D-exc. Calif. em. | 6 | 300 L/D | D3UZ 9D475-B | # D3UE 9D475-BA, D4UE 9D475-B1A,B2A | 1 |
| 75 | F100 -- Calif. em. | 6 | 300 L/D | D4TZ 9D475-F | # D4TE 9D475-F1A,F2A | 1 |
| 75 | F100 -- 2/W/D with M/T-exc. Calif. em. and exc. Canada | 6 | 300 L/D | D30Z 9D475-C | # D30E 9D475-CA, D40E 9D475-A1A,A2A | 1 |
| 75 | F100 -- 4/W/D with M/T-exc. Calif. em. | 6 | 300 L/D | D4TZ 9D475-K | # D4TE 9D475-K1A,K2A | 1 |
| 75 | F100 -- M/T-Canada | 6 | 300 L/D | D4TZ 9D475-J | # D4TE 9D475-J1A,J2A | 1 |
| 75 | F100 -- C4-Calif. em. | 8 | 302 | D4TZ 9D475-F | # D4DE 9D475-G1A,G2A, D4TE 9D475-F1A, F2A | 1 |
| 75 | F100 -- C4 | 8 | 302 | D4TZ 9D475-J | # D4TE 9D475-J1A,J2A | 1 |

1973/79
TRUCK SERIES 100/500

| YEAR | MODEL/RESTRICTIONS | ENGINE | | PART NUMBER | DESCRIPTION | QTY. |
|-------|---|--------|--------------------|-------------|-------------|------|
| | | CYL. | C.I.D. (C.C.D.) | | | |
| 9D475 | VALVE ASSY. (EXHAUST GAS RECIRCULATION)-Also refer to groups 9D448, 9F452 — Cont'd Refer to page 48 for Application Instructions | | | | | |

1975

| | | | | | | |
|----|--|---|---------|--------------|---|---|
| 75 | F100 -- A/T-Calif. em. | 8 | 302 | D4TZ 9D475-F | # D4TE 9D475-F1A,F2A | 1 |
| 75 | F100 -- M/T-Calif. em. | 8 | 302 | D30Z 9D475-C | # D30E 9D475-CA, D40E 9D475-A1A,A2A | 1 |
| 75 | F100 -- M/T | 8 | 302 | D4TZ 9D475-K | # D4TE 9D475-K1A,K2A | 1 |
| 75 | F100 -- M/T | 8 | 302 | D5TZ 9D475-C | # D5TE 9D475-C1B,C2B | 1 |
| 75 | F100 -- M/T-Calif. em. | 8 | 351W | D5UZ 9D475-A | # D5UE 9D475-A1A,A2A | 1 |
| 75 | F100 -- C6-Calif. em. | 8 | 360 | D3AZ 9D475-N | # D3AE 9D475-G1G,G2C, D4AE 9D475-C1A, C2A | 1 |
| 75 | F100 -- C6-exc. Calif. em. | 8 | 360,390 | D3DZ 9D475-A | # D3DE 9D475-AC, D4DE 9D475-E1A,E2A | 1 |
| 75 | F150/350 -- with 2/B carb.-exc. Calif. em.— "From Ser. W00,001" | 8 | 360,390 | D30Z 9D475-D | # D30E 9D475-DA, D40E 9D475-B1A,B2A | 1 |
| 75 | F100 -- M/T-Calif. em. | 8 | 360 | D4TZ 9D475-K | # D4TE 9D475-K1A,K2A | 1 |
| 75 | F150/350 | 8 | 460 | D30Z 9D475-D | # D30E 9D475-DA, D40E 9D475-B1A,B2A | 1 |
| 75 | F500 -- Calif. em. | 8 | 330 M/D | D3DZ 9D475-A | # D3DE 9D475-AC, D4DE 9D475-E1A,E2A | 1 |
| 75 | M450/500 -- with 4/B carb. | 8 | 390 | D30Z 9D475-D | # D30E 9D475-DA, D40E 9D475-B1A,B2A | 1 |
| 75 | M450/500 | 8 | 460 | | | 1 |

1976

| | | | | | | |
|----|---|---|---------|--------------|-------------------------------------|---|
| 76 | B500 -- Calif. em. | 8 | 330 M/T | D3DZ 9D475-A | # D3DE 9D475-AC, D4DE 9D475-E1A,E2A | 1 |
| 76 | E100 | 6 | 300 | D6TZ 9D475-A | *CX-57 -- # D6TE 9D475-A1A,A2A | 1 |
| 76 | E100 -- A/T-exc. Calif. em. | 6 | 300 | D3UZ 9D475-B | # D3UE 9D475-BA, D4UE 9D475-B1A,B2A | 1 |
| 76 | E100 -- M/T-exc. Calif. em. & exc. Canada | 6 | 300 | D30Z 9D475-C | # D30E 9D475-CA, D40E 9D475-A1A,A2A | 1 |
| 76 | E100 -- M/T-Canada | 6 | 300 L/D | D4TZ 9D475-J | # D4TE 9D475-J1A,J2A | 1 |
| 76 | E100 -- C6 exc.-Calif. em. | 8 | 351W | D5UZ 9D475-B | # D5UE 9D475-B1A,B2A | 1 |
| 76 | E100 -- exc. Calif. em. | 8 | 351W | D5DZ 9D475-A | # D5DE 9D475-A1A,A2A | 1 |
| 76 | E100 -- A/T-Calif. em. | 8 | 351W | D5TZ 9D475-D | # D5TE 9D475-C1A,C2A | 1 |
| 76 | E100 -- M/T-exc. Calif. em. | 8 | 351W | D5UZ 9D475-C | # D5UE 9D475-C1A,C2A | 1 |
| 76 | E250/350 -- Calif. em. | 8 | 460 | D30Z 9D475-D | # D30E 9D475-DA, D40E 9D475-B1A,B2A | 1 |
| 76 | F100 -- C4 with 2/W/D-exc. Calif. em. | 6 | 300 L/D | D3UZ 9D475-B | # D3UE 9D475-BA, D4UE 9D475-B1A,B2A | 1 |
| 76 | F100 -- M/T-exc. Calif. em. & exc. Canada | 6 | 300 | D30Z 9D475-C | # D30E 9D475-CA, D40E 9D475-A1A,A2A | 1 |
| 76 | F100 -- M/T-Canada | 6 | 300 L/D | D4TZ 9D475-J | # D4TE 9D475-J1A,J2A | 1 |
| 76 | F100 -- M/T | 6 | 300 | D6TZ 9D475-A | *CX-57 -- # D6TE 9D475-A1A,A2A | 1 |
| 76 | F100 -- A/T-exc. Calif. em. | 6 | 300 | | | 1 |
| 76 | F100 -- C4 | 8 | 302 | D4TZ 9D475-J | # D4TE 9D475-J1A,J2A | 1 |
| 76 | F100 | 8 | 302 | D5DZ 9D475-A | # D5DE 9D475-A1A,A2A | 1 |
| 76 | F100 -- A/T-exc. Calif. em. & Canada | 8 | 302 | D5AZ 9D475-A | # D5AE 9D475-A1A,A2A | 1 |
| 76 | F100 -- M/T-Calif. em. | 8 | 302 | D30Z 9D475-C | # D30E 9D475-CA, D40E 9D475-A1A,A2A | 1 |
| 76 | F100 -- M/T | 8 | 302 | D50Z 9D475-A | # D50E 9D475-A1A,A2A | 1 |
| 76 | F100 -- M/T | 8 | 302 | D5TZ 9D475-C | # D5TE 9D475-C1B,C2B | 1 |
| 76 | F100 -- M/T-Calif. em. | 8 | 351W | D5UZ 9D475-A | # D5UE 9D475-A1A,A2A | 1 |
| 76 | F100 -- C6-exc. Calif. em. | 8 | 360,390 | D3DZ 9D475-A | # D3DE 9D475-AC, D4DE 9D475-E1A,E2A | 1 |
| 76 | F100 -- Calif. em. | 8 | 360 | D5DZ 9D475-A | # D5DE 9D475-A1A,A2A | 1 |
| 76 | F100 -- exc. Calif. em. | 8 | 360,390 | D4TZ 9D475-J | # D4TE 9D475-J1A,J2A | 1 |
| 76 | F150/350 | 8 | 360,390 | D30Z 9D475-D | # D30E 9D475-DA, D40E 9D475-B1A,B2A | 1 |
| 76 | F100 -- A/T-Calif. em. | 8 | 390 | D5DZ 9D475-A | # D5DE 9D475-A1A,A2A | 1 |
| 76 | F100 -- M/T-Calif. em. | 8 | 360 | D4TZ 9D475-K | # D4TE 9D475-K1A,K2A | 1 |
| 76 | F150/350 -- Calif. em. | 8 | 460 | D30Z 9D475-D | # D30E 9D475-DA, D40E 9D475-B1A,B2A | 1 |
| 76 | F500 -- Calif. em. | 8 | 330 M/D | D3DZ 9D475-A | # D3DE 9D475-AC, D4DE 9D475-E1A,E2A | 1 |
| 76 | M450/500 | 8 | 460 | D30Z 9D475-D | # D30E 9D475-DA, D40E 9D475-B1A,B2A | 1 |

1973/79
TRUCK SERIES 100/500

| YEAR | MODEL/RESTRICTIONS | ENGINE | | PART NUMBER | DESCRIPTION | QTY. |
|-------|---|--------|--------------------|-------------|-------------|------|
| | | CYL. | C.I.D. (C.C.D.) | | | |
| 9D475 | VALVE ASSY. (EXHAUST GAS RECIRCULATION)—Also refer to groups 9D448, 9F452 — Cont'd Refer to page 48 for Application Instructions | | | | | |

1977

| | | | | | | |
|----|---------------------------------------|---|--------------|--------------|-------------------------------------|---|
| 77 | B500 -- Calif. em. | 8 | 330 M/D | D3DZ 9D475-A | # D3DE 9D475-AC, D4DE 9D475-E1A,E2A | 1 |
| 77 | E100-- "Before Ser. Y00,001" | 6 | 300 | D7TZ 9D475-A | *CX-157 - # D7TE 9D475-A1A,A2A | 1 |
| 77 | E100 -- M/T-Canada | 6 | 300 L/D | D4TZ 9D475-J | # D4TE 9D475-J1A,J2A | 1 |
| 77 | E150/350 -- Calif. em. | 8 | 351W | D7UZ 9D475-A | *CX-190 - # D7UE 9D475-A1A,A2A | 1 |
| 77 | E100 -- A/T-Calif. em. | 8 | 351W | D5TZ 9D475-D | # D5TE 9D475-C1A,C2A | 1 |
| 77 | E150/350 -- A/T-Calif. em. | 8 | 351W | D7DZ 9D475-A | *CX-123 - # D7BE 9D475-A1A,A2A | 1 |
| 77 | E100 -- M/T-exc. Calif. em. | 8 | 351W | D5UZ 9D475-C | # D5UE 9D475-C1A,C2A | 1 |
| 77 | E250/350 -- Calif. em. | 8 | 460 | D30Z 9D475-D | # D30E 9D475-DA, D40E 9D475-B1A,B2A | 1 |
| 77 | E250/350 -- Calif. em. | 8 | 460 | D7DZ 9D475-A | *CX-123 - # D7BE 9D475-A1A,A2A | 1 |
| 77 | F100 -- C4 with 2/W/D-exc. Calif. em. | 6 | 300 L/D | D3UZ 9D475-B | # D3UE 9D475-BA, D4UE 9D475-B1A,B2A | 1 |
| 77 | F100-- "Before Ser. Y00,001" | 6 | 300 | D7TZ 9D475-A | *CX-157 - D7TE 9D475-A1A,A2A | 1 |
| 77 | F100 -- M/T-Canada | 6 | 300 L/D | D4TZ 9D475-J | # D4TE 9D475-J1A,J2A | 1 |
| 77 | F100 -- C4 | 8 | 302 | D4TZ 9D475-J | # D4TE 9D475-J1A,J2A | 1 |
| 77 | F100 -- M/T-Calif. em. | 8 | 302 | D30Z 9D475-C | # D30E 9D475-CA, D40E 9D475-A1A,A2A | 1 |
| 77 | F100 -- M/T | 8 | 302 | D5TZ 9D475-C | # D5TE 9D475-C1B,C2B | 1 |
| 77 | F150/350 | 8 | 351M, 400 | D7DZ 9D475-A | *CX-123 - # D7BE 9D475-A1A,A2A | 1 |
| 77 | F100 -- M/T-Calif. em. | 8 | 351W | D5UZ 9D475-A | # D5UE 9D475-A1A,A2A | 1 |
| 77 | F150/350 -- Calif. em. | 8 | 460 | D30Z 9D475-D | # D30E 9D475-DA, D40E 9D475-B1A,B2A | 1 |
| 77 | F150/350 -- Calif. em. | 8 | 460 | D7DZ 9D475-A | *CX-123 - # D7BE 9D475-A1A,A2A | 1 |
| 77 | F500 -- Calif. em. | 8 | 330 M/D | D3DZ 9D475-A | # D3DE 9D475-AC, D4DE 9D475-E1A,E2A | 1 |

1978

| | | | | | | |
|----|---|---|--------------|--------------|---|---|
| 78 | E100 -- Canada | 6 | 300 | D6TZ 9D475-A | *CX-57 - # D6TE 9D475-A1A,A2A | 1 |
| 78 | E100 -- M/T-Canada | 6 | 300 L/D | D4TZ 9D475-J | # D4TE 9D475-J1A,J2A | 1 |
| 78 | E350 -- A/T-Calif. em.- "Before Ser. AJ0,001" | 8 | 351W | D7DZ 9D475-A | *CX-123 - # D7BE 9D475-A1A,A2A | 1 |
| 78 | E350 -- A/T-Calif. em.- "From Ser. AJ0,001" | 8 | 351W | D8TZ 9D475-A | *CX-302 - # D8TE 9D475-A1A,A2A-incl. (1) D7AZ 9E464-E gasket | 1 |
| 78 | E350 -- A/T-Calif. em.- "Before Ser. AJ0,001" | 8 | 460 | D7DZ 9D475-A | *CX-123 - # D7BE 9D475-A1A,A2A | 1 |
| 78 | E350 -- A/T-Calif. em.- "From Ser. AJ0,001" | 8 | 460 | D8TZ 9D475-A | *CX-302 - # D8TE 9D475-A1A,A2A-incl. (1) D7AZ 9E464-E gasket | 1 |
| 78 | F100 -- Canada | 6 | 300 | D6TZ 9D475-A | *CX-57 - # D6TE 9D475-A1A,A2A | 1 |
| 78 | F100 -- M/T-Canada | 6 | 300 L/D | D4TZ 9D475-J | # D4TE 9D475-J1A,J2A | 1 |
| 78 | F100 -- C4 | 8 | 302 | D4TZ 9D475-J | # D4TE 9D475-J1A,J2A | 1 |
| 78 | F350 -- Calif. em.- "Before Ser. AJ0,001" | 8 | 351M | D7DZ 9D475-A | *CX-123 - # D7BE 9D475-A1A,A2A | 1 |
| 78 | F150/350 -- exc. Calif. em.- "Before Ser. AJ0,001" | 8 | 351M, 400 | | | 1 |
| 78 | F350 -- Calif. em.- "From Ser. AJ0,001" | 8 | 351M | D8TZ 9D475-A | *CX-302 - # D8TE 9D475-A1A,A2A-incl. (1) D7AZ 9E464-E gasket | 1 |
| 78 | F150/350 -- exc. Calif. em.- "From Ser. AJ0,001" | 8 | 351M, 400 | | | 1 |
| 78 | F350 -- A/T-Calif. em.- "Before Ser. AJ0,001" | 8 | 400 | D7DZ 9D475-A | *CX-123 - # D7BE 9D475-A1A,A2A | 1 |
| 78 | F350 -- A/T-Calif. em.- "From Ser. AJ0,001" | 8 | 400 | D8TZ 9D475-A | *CX-302 - # D8TE 9D475-A1A,A2A-incl. (1) D7AZ 9E464-E gasket | 1 |
| 78 | F350 -- A/T-Calif. em.- "Before Ser. AJ0,001" | 8 | 460 | D7DZ 9D475-A | *CX-123 - # D7BE 9D475-A1A,A2A | 1 |
| 78 | F350 -- A/T-Calif. em.- "From Ser. AJ0,001" | 8 | 460 | D8TZ 9D475-A | *CX-302 - # D8TE 9D475-A1A,A2A-incl. (1) D7AZ 9E464-E gasket | 1 |

1973/79
TRUCK SERIES 100/500

| YEAR | MODEL/RESTRICTIONS | ENGINE | | PART NUMBER | DESCRIPTION | QTY. |
|-------|---|--------|--------------------|-------------|-------------|------|
| | | CYL. | C.I.D. (C.C.D.) | | | |
| 9D475 | VALVE ASSY. (EXHAUST GAS RECIRCULATION)-Also refer to groups 9D448, 9F452 — Cont'd Refer to page 48 for Application Instructions | | | | | |

1979

| | | | | | | |
|----|---|---|----------|--------------|--|---|
| 79 | E150 -- Canada | 6 | 300 | D6TZ 9D475-A | *CX-57- # D6TE 9D475-A1A,A2A | 1 |
| 79 | E350 -- exc. Calif. emission "Before Ser. FC0,001" | 6 | 300 | D8BZ 9D475-E | *CX-247- # D8BE 9D475-E1A,E2A -incl. (1) D7AZ 9E464-E gasket | 1 |
| 79 | E350 -- A/T-exc. Calif. emission "From Ser. FC0,001" | 6 | 300 | D8BZ 9D475-E | *CX-247- # D8BE 9D475-E1A,E2A -incl. (1) D7AZ 9E464-E gasket | 1 |
| 79 | E350 -- M/T-exc. Calif. emission "From Ser. FC0,001" | 6 | 300 | D9BZ 9D475-A | *CX-326- # D9BE 9D475-A2A -incl. (1) D7AZ 9E464-E gasket | 1 |
| 79 | E350 -- A/T-Calif. emission | 6 | 300 | D8BZ 9D475-E | *CX-247- # D8BE 9D475-E1A,E2A -incl. (1) D7AZ 9E464-E gasket | 1 |
| 79 | E350 -- M/T-Calif. emission "Before Ser. FA0,001" | 6 | 300 | D8BZ 9D475-E | *CX-247- # D8BE 9D475-E1A,E2A -incl. (1) D7AZ 9E464-E gasket | 1 |
| 79 | E350 -- M/T-Calif. emission "From Ser. FA0,001" | 6 | 300 | D8BZ 9D475-F | *CX-289- # D8BE 9D475-F1A,F2A -incl. (1) D7AZ 9E464-E gasket | 1 |
| 79 | E150/350 -- Canada | 6 | 300 | D8BZ 9D475-E | *CX-247- # D8BE 9D475-E1A,E2A -incl. (1) D7AZ 9E464-E gasket | 1 |
| 79 | E350 -- A/T-exc. Calif. emission and Canada | 8 | 351W | D8TZ 9D475-A | *CX-302- # D8TE 9D475-A1A,A2A -incl. (1) D7AZ 9E464-E gasket | 1 |
| 79 | E350 -- A/T-Canada | 8 | 351W | D8TZ 9D475-A | *CX-302- # D8TE 9D475-A1A,A2A -incl. (1) D7AZ 9E464-E gasket | 1 |
| 79 | E350 -- exc. Canada | 8 | 460 | D8BZ 9D475-B | *CX-246- # D8BE 9D475-B1A,B2A -incl. (1) D7AZ 9E464-E gasket | 1 |
| 79 | E250/350 -- Canada | 8 | 460 | D8BZ 9D475-B | *CX-246- # D8BE 9D475-B1A, B2A -incl. (1) D7AZ 9E464-E gasket | 1 |
| 79 | F100/150 -- Canada | 6 | 300 | D6TZ 9D475-A | *CX-57- # D6TE 9D475-A1A,A2A | 1 |
| 79 | F350 -- exc. Calif. emission "Before Ser. FC0,001" | 6 | 300 | D8BZ 9D475-E | *CX-247- # D8BE 9D475-E1A,E2A -incl. (1) D7AZ 9E464-E gasket | 1 |
| 79 | F350 -- A/T-exc. Calif. emission "From Ser. FC0,001" | 6 | 300 | D8BZ 9D475-E | *CX-247- # D8BE 9D475-E1A,E2A -incl. (1) D7AZ 9E464-E gasket | 1 |
| 79 | F350 -- M/T-exc. Calif. emission "From Ser. FC0,001" | 6 | 300 | D9BZ 9D475-A | *CX-326- # D9BE 9D475-A2A -incl. (1) D7AZ 9E464-E gasket | 1 |
| 79 | F350 -- A/T-Calif. emission | 6 | 300 | D8BZ 9D475-E | *CX-247- # D8BE 9D475-E1A,E2A -incl. (1) D7AZ 9E464-E gasket | 1 |
| 79 | F350 -- M/T-Calif. emission "From Ser. FA0,001" | 6 | 300 | D8BZ 9D475-E | *CX-247- # D8BE 9D475-E1A,E2A -incl. (1) D7AZ 9E464-E gasket | 1 |
| 79 | F350 -- M/T-Calif. emission | 6 | 300 | D8BZ 9D475-F | *CX-289- # D8BE 9D475-F1A,F2A -incl. (1) D7AZ 9E464-E gasket | 1 |
| 79 | F150/350 -- Canada | 6 | 300 | D8BZ 9D475-E | *CX-247- # D8BE 9D475-E1A,E2A -incl. (1) D7AZ 9E464-E gasket | 1 |
| 79 | F100/250 -- A/T with 2/W/D | 8 | 351M | D8TZ 9D475-A | *CX-302- # D8TE 9D475-A1A,A2A -incl. (1) D7AZ 9E464-E gasket | 1 |
| 79 | F250 -- M/T with 2/W/D -exc. Calif. emission | 8 | 400 | D8TZ 9D475-A | *CX-302- # D8TE 9D475-A1A,A2A -incl. (1) D7AZ 9E464-E gasket | 1 |
| 79 | F150/250 -- A/T with 2/W/D -Canada | 8 | 400 | D8TZ 9D475-A | *CX-302- # D8TE 9D475-A1A,A2A -incl. (1) D7AZ 9E464-E gasket | 1 |
| 79 | F350 -- A/T with 2/W/D | 8 | 400 | D8TZ 9D475-A | *CX-302- # D8TE 9D475-A1A,A2A -incl. (1) D7AZ 9E464-E gasket | 1 |
| 79 | F150/250 -- 2/W/D-Canada | 8 | 351M,400 | D8DZ 9D475-C | *CX-301- # D8DE 9D475-C1A,C2A -incl. (1) D7AZ 9E464-E gasket | 1 |
| 79 | F350 | 8 | 351M,400 | D8DZ 9D475-C | *CX-301- # D8DE 9D475-C1A,C2A -incl. (1) D7AZ 9E464-E gasket | 1 |
| 79 | F150/350 -- Canada | 8 | 460 | D8BZ 9D475-B | *CX-246- # D8BE 9D475-B1A,B2A -incl. (1) D7AZ 9E464-E gasket | 1 |
| 79 | F350 -- exc. Canada | 8 | 460 | D8BZ 9D475-B | *CX-246- # D8BE 9D475-B1A,B2A -incl. (1) D7AZ 9E464-E gasket | 1 |

1973/79
TRUCK SERIES 100/500

| YEAR | MODEL/RESTRICTIONS | ENGINE | | PART NUMBER | DESCRIPTION | QTY. |
|--|--|--------|--------------------|---------------------------|--|------|
| | | CYL. | C.I.D. (C.C.D.) | | | |
| 9D476 GASKET (EXHAUST GAS RECIRCULATING VALVE) - Also refer to group 9E464 | | | | | | |
| 73 | F100/350 -- with ev/em | 8 | 360,390 | ★ D3AZ 9D476-A | | 1 |
| 73/74 | E100/200,F100 -- with ev/em- "Before Ser. U60,001" | 8 | 302 | r/bD4AZ 9D476-A (2/77) | | 1 |
| 73/74 | E300(82) -- with ev/em- "Before Ser. U60,001" | 8 | 302 | | | 1 |
| 73/74 | E100/200,F100 -- with ev/em- "Before Ser. U60,001" | 6 | 240 | | | 1 |
| 73/74 | E300(82) -- with ev/em- "Before Ser. U60,001" | 6 | 240 | | | 1 |
| 74 | E100/200,F100 -- M/T with T/E "Before Ser. U60,001" | 6 | 300 | | | 1 |
| 74 | F100/350- "Before Ser. U60,001" | 8 | 460 | | | 1 |
| 73 | M450/500 -- with ev/em | 8 | 360,390 | | | 1 |
| 75 | E100/350 | 8 | 351W | | | 1 |
| 74/76 | F100/350 | 8 | 360,390 | D4AZ 9D476-A | | 1 |
| 74/76 | M450/500 | 8 | 360,390 | | | 1 |
| 74 | E100/300,F100- "From Ser. U60,001" | 6 | 240,300 | | | 1 |
| 74 | E100/300,F100- "From Ser. U60,001" | 8 | 302 | | | 1 |
| 74/75 | F100/350- "From Ser. U60,001" | 8 | 460 | | | 1 |
| 74/75 | F100- "From Ser. U60,001" | 8 | 302 | | | 1 |
| 75 | B-F500 -- Calif. emission | 8 | 330M/D | | | 1 |
| 75 | E-F100 -- Calif. emission | 6 | 300L/D | | | 1 |
| 76 | E-F100 -- Calif. emission | 6 | 300L/D | | Use between 9D475 and 9F452 valve also 9F452 and 9A589 spacer | 2 |
| 76 | F100 -- exc. Calif. emission -- "Before Ser. A50,000" | 8 | 302 | | | 1 |
| 76 | E100,F100 -- exc. Calif. emission | 6 | 300 | | | 1 |
| 75/77 | E100 | 8 | 351W | | | 1 |
| 76 | M450/500 | 8 | 460 | | | 1 |
| 76/77 | E250/350,F150/350 -- Calif. emission | 8 | 460 | | | 1 |
| 76 | F100 -- Calif. emission | 8 | 302 | D5AZ 9D476-A | | 2 |
| 76 | E100,F100 | 6 | 300 | | | 2 |
| 75/77 | B-F500 -- Calif. emission | 8 | 330M/D | | | 1 |
| 76/ | F100 -- exc. Calif. emission "From Ser. A50,000" | 8 | 302 | | | 1 |
| 78 | E-F100 -- Canada | 6 | 300 | | | 2 |
| 79 | E150,F100/150 -- Canada | 6 | 300 | | | 2 |
| 9C477 GASKET (CARBURETOR TO INTAKE MANIFOLD SPACER) - Also refer to groups 9447 and 9A589 | | | | | | |
| 73 | F100/350 | 8 | 360,390 | ★ D3TZ 9C477-B | # D3TE 9C477-BB | 1 |
| 73 | E100/200,F100 | 8 | 302 | r/bD4TZ 9C477-A | | 1 |
| 73 | E300(82) | 8 | 302 | (4/74) | | 1 |
| 74 | E100/300,F100 | 8 | 302 | ★ D4TZ 9C477-A | *CG-409-# D4TE 9C477-AA | 1 |
| 74 | F100/350 -- with 2/B carb. | 8 | 360,390 | r/bD5ZZ 9C477-A | | 1 |
| 73/75 | M450/500 "Before Ser. W00,001" | 8 | 360,390 | (6/78) | | 1 |
| 75 | F150/350 -- with 2/B carb. "Before Ser. W00,001" | 8 | 360,390 | | | 1 |
| 74 | F250/350 -- with 4/B carb. | 8 | 390 | D5TZ 9C477-D | *CG-437-# D4TE 9C477-BA | 1 |
| 75 | F150/350 -- with 4/B carb. "Before Ser. W00,001" | 8 | 390 | | | 1 |
| 75/76 | F100 -- with 2/B carb. | 8 | 360,390 | ★ D5TZ 9C477-C | *CG-430-# D5TE 9C477-CA | 1 |
| 75/76 | F150/350,M450/500 -- with 2/B carb. "From Ser. W00,001" | 8 | 360,390 | r/bD7AZ 9C477-A(9/78) | | 1 |
| 75/77 | B-F500 -- Calif. emission | 8 | 330M/D | | | 1 |
| 75/76 | F150/350,M450 -- with 4/B carb. "From Ser. W00,001" | 8 | 390 | D8TZ 9C477-A | *CG-577-# D5TE 9C477-AB | 1 |
| 75/76 | F100 | 8 | 302 | D5ZZ 9C477-A | *CG-424-# D5ZE 9C477-AA | 1 |
| 75/76 | E100/350 | 8 | 351W | | | 1 |

**1973/79
TRUCK SERIES 100/500**

| YEAR | MODEL/RESTRICTIONS | ENGINE | | PART NUMBER | DESCRIPTION | QTY. | | |
|---|---|--------|--------------------|--|--|--------------|---------------------------|---|
| | | CYL. | C.I.D. (C.C.D.) | | | | | |
| 9C477 GASKET (CARBURETOR TO INTAKE MANIFOLD SPACER) - Also refer to groups 9447 and 9A589 - Cont'd | | | | | | | | |
| 76 | F100 | 8 | 302 | D7PZ 9C477-B | *CG-500-# D7PE 9C477-BA | 1 | | |
| 75/76 | E250/350,F150/350,M450/500 "Before Ser. C00,000" | 8 | 460 | D5VY 9C477-A | *CG-423-# D5VE 9C477-AD-use with aluminum or cast iron spacer | 1 | | |
| 76 | E250/350,F150/350- "From Ser. C00,000" | 8 | 460 | ★ D6VZ 9C477-A /bD7VZ 9C477-A(9/78) | *CG-475-# D6VE 9C477-AA - use with aluminum or cast iron spacer | 1 | | |
| 76/ | E250/350,F150/350 -- exc. Calif. emission | 8 | 460 | D6TZ 9C477-A | *CG-492 - # D6TE 9C477-AA-use with phenolic spacer | 1 | | |
| 77/78 | F100/150 | 8 | 302 | D7AZ 9C477-A | *CG-474-# D7AE 9C477-A1B,A2B | 1 | | |
| 77/78 | E100/350 | 8 | 351W | | | 1 | | |
| 77/ | F100/350 | 8 | 351M,400 | | | 1 | | |
| 77 | B-F500 -- Calif. emission | 8 | 330M/D | | | 1 | | |
| 79 | E100/250,F100/150 -- exc. Canada | 8 | 302 | | | 1 | | |
| 79 | F100 -- Canada | 8 | 302 | | | 1 | | |
| 79 | E350 | 8 | 351W | | | 1 | | |
| 79 | E150/250 -- Canada | 8 | 351W | | | 1 | | |
| 77/ | E100/350,F100/350 | 6 | 300 | | | D7TZ 9C477-A | *CG-487 - # D7TE 9C477-AB | 1 |
| 77 | B-F-P500 | 6 | 300 | | | D7TZ 9C477-D | *CG-494 - # D7TE 9C477-DA | 1 |
| 77/78 | E250/350, F100/350 | 8 | 460 | D7VZ 9C477-A | *CG-496 # D7VE 9C477-BA-use with aluminum or cast iron spacer | 1 | | |
| 79 | E250/350,F150/350 | 8 | 460 | D9TZ 9C477-B | *CG-540-# D9TE 9C477-BB,BC | 1 | | |
| 9D477 TUBE (EXHAUST GAS RECIRCULATION VALVE TO EXHAUST MANIFOLD) | | | | | | | | |
| 77/78 | E100,F100 "Before Ser. BC0,001" | 6 | 300 | ★ D7TZ 9D477-B | | 1 | | |
| 78 | F150/250 -- Calif. emission "Before Ser. BC0,001" | 6 | 300 | /bD8TZ 9D477-A (6/78) | | 1 | | |
| 78/ | E-F100/350- "From Ser. BC0,001" | 6 | 300 | D8TZ 9D477-A | | 1 | | |
| 77/ | E100,F100 | 6 | 300 | 387285-S36 | (II-85-R)-connector (exhaust gas recirculation tube to exhaust manifold and to spacer)-3/4"-14-male pipe thread-1 3/16"-16 female thread-7/8" tube | 2 | | |
| 78 | F150/250 -- Calif. emission | 6 | 300 | | | 2 | | |
| 79 | E-F150/350 | 6 | 300 | | | 2 | | |
| 9G477 CLIP (TUBE RETENTION BACK PRESSURE TRANSDUCER) | | | | | | | | |
| 75/76 | F100 | 8 | All | D8AZ 9G477-A | | 1 | | |
| 9B481 BRACKET (EXHAUST AIR SUPPLY TUBE) | | | | | | | | |
| 75 | E100 -- Calif. emission "Before Ser. X00,001" | 8 | 351W | C8DZ 9B481-A | | 1 | | |
| 9B481 SUPPORT (EXHAUST AIR SUPPLY HOSE)-Also refer to group 9C487 | | | | | | | | |
| 75/78 | E100 -- "From Ser. X00,001" | 8 | 351W | D5UZ 9B481-A | # D5UE 9C487-AA use with 9B449 muffler assy | 1 | | |
| 75/78 | E150/350 -- Calif. emission "From Ser. X00,001" | 8 | 351W | | | 1 | | |
| 77 | E-F100- "From Ser. 080,001" | 6 | 300 | | Use with leaded fuel | 1 | | |
| 78 | E-F100 -- M/T | 6 | 300 | | | 1 | | |
| 79 | E100/350 | 8 | 351M | | | 1 | | |
| 79 | E-F100/350 | 6 | 300 | | | 1 | | |
| 9C481 BOLT (EXHAUST AIR SUPPLY CROSSOVER) | | | | | | | | |
| 74 | E100/200 -- C4 with T/E | 8 | 302 | C8TZ 9C481-A | | 1 | | |
| 75/76 | E100- "Before Ser. C25,000" | 8 | 351W | D5ZZ 9C481-A | | 2 | | |
| 75/76 | E150/350 -- Calif. emission- "Before Ser. C25,000" | 8 | 351W | | | 2 | | |
| 76 | E100- "From Ser. C25,000" | 8 | 351W | D6DZ 9C481-A | | 2 | | |
| 76 | E150/350 -- Calif. emission- "From Ser. C25,000" | 8 | 351W | | | 2 | | |
| 9A484 TUBE (EXHAUST AIR SUPPLY LOWER) | | | | | | | | |
| 74 | E100/200,F100 -- M/T with T/E | 6 | 300 | ★ C6AZ 9A484-A | 5/16" O.D. x 2 3/8" long-repl. by C7AZ 9B471-A | 6 | | |
| 74 | F100 -- with T/E | 8 | 360 | C6AZ 9A484-C | | 6 | | |
| 74 | E100/300,F100 -- with T/E | 8 | 302 | D40Z 9A484-A | | 6 | | |
| 75/77 | B-F500 -- Calif. emission "From Ser. W00,001" | 8 | 330M/D | D5TZ 9A484-A | | 8 | | |
| 75/77 | E100,F100 | 6 | 300 | D5TZ 9A484-B | | 6 | | |
| 78 | E-F100 -- Canada | 6 | 300 | | | 6 | | |
| 79 | E-F150/250 -- Canada | 6 | 300 | | | 6 | | |
| 79 | E-F350 | 6 | 300 | | | 6 | | |
| 75/76 | F100,M400/500 | 8 | 360,390 | D5TZ 9A484-C | | 8 | | |
| 75/76 | F150/350 -- Calif. emission | 8 | 360,390 | | | 8 | | |

1973/79
TRUCK SERIES 100/500

| YEAR | MODEL/RESTRICTIONS | ENGINE | | PART NUMBER | DESCRIPTION | QTY. |
|---|--|--------|--------------------|------------------------|--|------|
| | | CYL. | C.I.D. (C.C.D.) | | | |
| 9A486 PUMP ASSY. (EXHAUST AIR SUPPLY) | | | | | | |
| 74 | E100/300,F100 -- with T/E- | 6 | 300L/D | ★ D4TZ 9A486-D | | 1 |
| 74 | F100 -- with T/E | 8 | 302,360 | r/b D5TZ 9A486-D(9-75) | | 1 |
| 74 | E100/300 -- with T/E | 8 | 302 | D4FZ 9A486-A | | 1 |
| 75 | E-F100 "Before Ser. W80,001" | 6&8 | All | ★ D5TZ 9A486-C | | 1 |
| 75 | B500,F150/500,P350/500 -- Calif. emission "Before Ser. W80,001" | 6&8 | All | r/b D5TZ 9A486-D(9-76) | | 1 |
| 75 | E150/350 -- Calif. emission-- "Before Ser. W80,001" | 8 | 351W | | | 1 |
| 75 | M450/500-- "Before Ser. W80,001" | 8 | 360,390 | | | 1 |
| 77 | P500 -- Calif. emission | 6 | 300 | | | 1 |
| 75/78 | E-F100 -- "From Ser. W80,001" | 6&8 | All | D5TZ 9A486-D | *CX-32-#D5TE-C1C,C2C,C3C-incl. (1) D4TZ 9C475-A elbow, (2) 1/4"-20 bolts | 1 |
| 75/78 | B500,F150/500,P350/500 -- Calif. emission "From Ser. W80,001" | 6&8 | All | | | 1 |
| 75/78 | E150/350 -- Calif. emission-- "From Ser. W80,001" | 8 | 351W | | | 1 |
| 75/76 | M450/500 "From Ser. W80,001" | 8 | 360,390 | | | 1 |
| 79 | F100 -- Calif. emission | 6 | 300 | | | 1 |
| 79 | E100/350,F150/350 | 6 | 300 | | | 1 |
| 79 | E100/350 | 8 | 351W | | | 1 |
| 79 | F100 | 8 | 351M | | | 1 |
| 79 | F150/350 -- Calif. emission | 8 | 351M, 400 | | | 1 |
| 79 | F100 | 8 | 302 | | | 1 |
| 79 | F150/350 | 8 | 460 | | | 1 |
| 78 | E250 -- Calif. emission | 8 | 460 | D8BZ 9A486-A | *CX-230-D8BE 9A486-A1A,A2A,A3A-- use with (1) D8BZ 9F429-A gasket and (1) D8TZ 9C475-A elbow | 1 |
| 79 | E250/350 | 8 | 460 | | | 1 |
| 79 | E100 -- exc. Calif. emission | 8 | 302 | | | 1 |
| 79 | E150/250 | 8 | 302 | | | 1 |
| 9A487 VALVE ASSY. (EXHAUST AIR SUPPLY CHECK) | | | | | | |
| 74 | E100/200,F100 -- M/T with T/E | 6 | 300L/D | D4VY 9A487-A | | 1 |
| 74 | F100 -- with T/E | 8 | 460 | | | 1 |
| 75/76 | E100,F100 | 6 | 300L/D | | | 1 |
| 75/78 | E100 | 8 | 351W | | | 1 |
| 75/78 | E150/350 -- Calif. emission | 8 | 351W | | | 1 |
| 75/77 | B-F500 -- Calif. emission | 8 | 330M/D | | | 2 |
| 78 | E250/350, F150/350 -- Calif. emission | 8 | 460 | | | 1 |
| 79 | E100/250 -- exc. Canada | 8 | 302 | | | 1 |
| 79 | E100/350 -- exc. Canada | 8 | 351W | | | 1 |
| 79 | E250/350, F150/350 | 8 | 460 | | | 1 |
| 74 | F100 -- C4 with T/E | 8 | 302 | D4DZ 9A487-A | | 1 |
| 74 | E100/200 -- C4 with T/E | 8 | 302 | | | 1 |
| 74 | F100 -- with T/E | 8 | 360 | | | 2 |
| 75/76 | F100/350 -- with T/E | 8 | 360,390 | | L.H. | 2 |
| 75/76 | F100 | 8 | 302 | D5TZ 9A487-C | R.H. | 1 |
| 77 | F100 -- A/T | 8 | 302 | | | 1 |
| 77 | F100 -- A/T-w/Hi-altitude carb. | 8 | 302 | | | 1 |
| 75/76 | F100 | 8 | 302 | D5TZ 9A487-D | L.H. | 1 |
| 77/78 | F100 -- A/T | 8 | 302 | | | 1 |
| 77 | F100 -- A/T-w/Hi-altitude carb. | 8 | 302 | | | 1 |
| 78 | F100 -- M/T-Calif. emission | 8 | 302 | | | 1 |
| 78 | F100 -- w/Hi-altitude carb. | 8 | 302 | | | 1 |
| 79 | F100/150 | 8 | 302 | | | 1 |
| 76 | E-F100 | 6 | 300 | D6TZ 9A487-A | | 1 |
| 78 | E-F100 | 6 | 300 | | Use with leaded fuel | 1 |
| 79 | E-F350 | 6 | 300 | | | 1 |
| 79 | E-F150 -- Canada | 6 | 300 | | Use with leaded fuel | 1 |

1973/79
TRUCK SERIES 100/500

| YEAR | MODEL/RESTRICTIONS | ENGINE | | PART NUMBER | DESCRIPTION | QTY. |
|---|---|--------|--------------------|--|--|------|
| | | CYL. | C.I.D. (C.C.D.) | | | |
| 9A487 VALVE ASSY. (EXHAUST AIR SUPPLY CHECK) — Cont'd | | | | | | |
| 77/78 | F150/350 -- Calif. emission | 8 | 351M, 400 | D7AZ 9A487-A | *CX-103 | 1 |
| 78 | E100 | 8 | 351M, 400 | | | 1 |
| 78 | F100 -- A/T-exc. Calif. emission | 8 | 351M, 400 | | | 1 |
| 79 | F100/350 | 8 | 351M, 400 | | | 1 |
| 77 | E-F100 -- exc. Calif. emission "Before Ser. Y00,001" | 6 | 300 | D4AZ 9A487-A | | 1 |
| 79 | E-F100/250 -- exc. Canada | 6 | 300 | | | 1 |
| 77 | E-F100 "From Ser. Y00,001" | 6 | 300 | D7TZ 9A487-D | *CX-228 | 1 |
| 78 | E-F100 -- exc. Canada | 6 | 300 | D8TZ 9A487-D | *CX-255 | 1 |
| 78 | F100 -- M/T-Calif. emission | 8 | 302 | D8TZ 9A487-B | *CX-263 - R.H. | 1 |
| 78 | F100 -- w/Hi-altitude carb. | 8 | 302 | | | 1 |
| 78 | F100 -- A/T | 8 | 302 | | | 1 |
| 79 | F100/150 -- exc. Canada | 8 | 302 | | | 1 |
| 79 | F100 -- Canada | 8 | 302 | | | 1 |
| 9C487 SUPPORT (EXHAUST AIR SUPPLY HOSE)—Also refer to group 9B481 | | | | | | |
| 74 | E100/300,F100 -- with T/E | 6 | 300 | D5TZ 9C487-A | # D4TE 9C487-AA,D5TE 9C487-AA,AB | 1 |
| 75/77 | E100,F100 -- with T/E- "Before Ser. 080,001" | 6 | 300L/D | | | 1 |
| 75 | E150/350 | 8 | 351W | | | 1 |
| 77 | B500,E150/350,F150/500,P500 -- Calif. emission | 6 | 300 | | | 1 |
| 78 | E250/350 -- Calif. emission | 8 | 460 | D8UZ 9C487-A | # D8UE 9C487-AA | 1 |
| 79 | E250/350 | 8 | 460 | | | 1 |
| 9B488 SPACER (AIR PUMP) | | | | | | |
| 74 | F100 -- with T/E | 8 | 360 | ★ D4TE 9B488-BA | To block-2 1/8" long-cut from D0VY 10A370-A | 1 |
| 74 | F100 -- with T/E | 8 | 360 | ★ D4TE 9B488-CA | Front-3/8" long-cut from D0VY 10A370-A | 1 |
| 9E491 FILTER (EXHAUST GAS RECIRCULATING VACUUM CONTROL VALVE) | | | | | | |
| 76 | F100 -- with A/C & A/T - exc. Calif. emission | 8 | 302 | D4AZ 9E491-A | | 1 |
| 77 | E150/350 -- Calif. emission | 8 | 351W | | | 1 |
| 79 | F150/250 -- Calif. emission | 8 | 351M | | | 1 |
| 9C492 CAP (INTAKE MANIFOLD VACUUM) | | | | | | |
| 75/77 | B-F500 | 8 | 330M/D | D0SZ 9C492-A | | 1 |
| 9C497 BRACKET (VACUUM GAUGE MOUNTING) | | | | | | |
| 75/77 | B-F-P500 | 6&8 | All | D5HZ 9C497-A | | 1 |
| 9E498 CONNECTOR ASSY. (EMISSION VACUUM CONTROL) - Refer to group 9E455 | | | | | | |
| 9E499 CONNECTOR (EMISSION VACUUM CONTROL) - Refer to group 9E455 | | | | | | |
| 74/ | B500,F100/500,M450/500 | 6&8 | All | D4DZ 9E499-A | 2 ports with offset-incl. (2) 383003-S connector | AR |
| 74/ | B500,F100/500 | 6&8 | All | ★ D4DZ 9E499-B Not replaced (1/78) | 3 ports with offset-incl. (3) 383003-S connector | AR |
| 74/ | B500,F100/500 | 8 | 302,360 | D4UZ 9E499-A | 5 ports-incl. (5) 383003-S connector | AR |
| 74 | E100/300 | 6 | 240,300 | | | 1 |
| 74/ | B500,F100/500 | 6&8 | All | ★ D4UZ 9E499-B | 4 ports-incl. (4) 383003-S connector | AR |
| 74/ | B500,F100/500 | 8 | 302,360 | ★ D4UZ 9E499-C Not replaced (10/77) | 2 ports-incl. (2) 383003-S connector | AR |
| 74 | E100/300 | 6 | 240,300 | | | AR |
| 74/ | F100 | 6&8 | All | ★ D4VY 9E499-A | 3 ports-incl. (3) 383003-S connector | 1 |
| 75/ | B500,E100/350,F100/500,M450/500 | 6&8 | All | D5TZ 9E499-A | 4 ports-incl. (4) 383003-S connector | AR |
| 75/ | B500,E100/350,F100/500,M450/500 | 6&8 | All | D5UZ 9E499-A | 2 ports-incl. (2) 383003-S connector | AR |
| 75/ | B500,E100/350,F100/500,M450/500 | 6&8 | All | D5UZ 9E499-B | 3 ports-incl. (2) 383003-S connector | AR |
| 75/ | B500,E100/350,F100/500,M450/500 | 6&8 | All | ★ D5UZ 9E499-C | 2 ports-incl. (2) 383003-S connector | AR |
| 75/ | B500,E100/350,F100/500,M450/500 | 6&8 | All | D5DZ 9E499-A | 2 ports-incl. (1) 383003-S connector | AR |
| 75/ | B500,E100/350,F100/500,M450/500 | 6&8 | All | ★ D5DZ 9E499-A | 2 ports-incl. (2) 383003-S connector | AR |
| 76 | E100 | 8 | 351W | ★ D6DZ 9E499-A | 2 ports | AR |

OCTOBER, 1979

COPYRIGHT © 1979—

FORD MOTOR
COMPANY

—DEARBORN, MICHIGAN

NEW ISSUE

9500-9B509 Refer to group 9510 for Carburetor Parts List Instructions

9510 CARBURETOR ASSY.

HOW TO IDENTIFY CARBURETORS AND RELATED PARTS

To facilitate the identification of service parts for a specific carburetor, parts lists or bills of material are provided in Section 95.19 and up, of this catalog for each carburetor assembly. It is necessary first to identify the carburetor assembly per the instructions that follow.

Carburetors can be identified by the stamping number shown on the carburetor or on a metal tag attached to the carburetor.

Each carburetor for 1973/models has an identification tag. An illustration and explanation of the carburetor identification tags are shown on Page 2 of this section.

If either the tag or stamping identification number is known, the related carburetor and carburetor parts list numbers can be determined from the Chart beginning on Page 2 of this section.

Carburetors and their parts lists can also be identified by Engine, Model Year, etc. in the Carburetor Application Chart beginning on Page 16 of this section. Also shown in the Carburetor Application Chart is the page number for a typical parts illustration for each carburetor assembly.

Carburetor illustrations are shown in Illustration Section 95 of Form FP-8096-B.

Parts lists are grouped by type and engine and each group of related carburetor parts lists is shown in a separate section. The section number can readily be identified with the carburetor parts list number as shown in the following example:

| Carburetor Type | Engine No. of Cyls. | Engine C.I.D. | Parts List Number | Catalog Section No. |
|-----------------|---------------------|---------------|-------------------|---------------------|
| Carter 1/B | 6 | 240,300 | 33A,33B,33C,etc | 95.33 |
| Ford 2/B | 8 | 302 | 29A,29B,29C, etc. | 95.29 |
| Ford 2/B | 8 | 360,390 | 30A,30B,30C, etc. | 95.30 |

For ready reference, kit part numbers are shown with the carburetor identification guide.

A listing of components for each kit is shown in Section 95A.

Refer to the Index at the beginning of Section 95A for page number of service kit.

Carburetor attaching parts are shown at the beginning of their respective parts lists,

To identify the parts for a specific carburetor it is only necessary to refer to the related parts list and parts illustration.

An Alphabetical Index showing a cross-reference between noun description and Basic Group number is located at the beginning of this catalog.

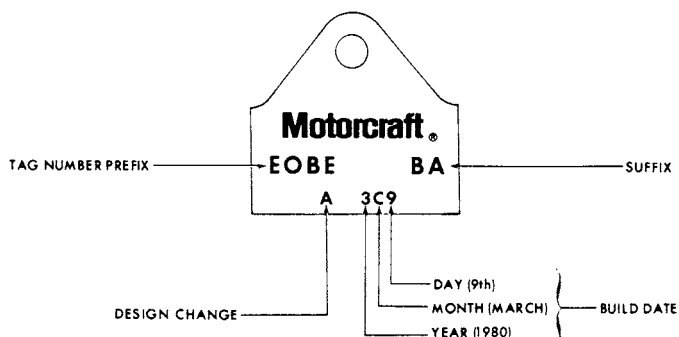
**IMPORTANT: ALWAYS FURNISH APPROPRIATE WARRANTY PLATE INFORMATION and DSO NUMBER
IF APPLICABLE WHEN ORDERING PARTS NOT LISTED IN THE CATALOG.**

1973/79 TRUCK SERIES 100/500

9510

CARBURETOR ASSY. - Cont'd.

CARBURETOR IDENTIFICATION TAGS



P-10186A

IDENTIFICATION CHART

| IDENTIFICATION | PARTS LIST 95. | PART NUMBER | REPLACED BY | GASKET SET | TUNE-UP KIT | REPAIR KIT |
|---|----------------|----------------------------|----------------------------|--------------------------|---------------------------|------------|
| 9510 CARBURETOR ASSY. | | | | | | |
| Notes: ‡ To follow in subsequent change, ▲ Parts list to follow in subsequent change | | | | | | |
| NOTE 1- R/b D8PZ 9510-T *CA-2026 for vehicles w/o Calif. emission and D8PZ 9510-U *CA-2056 for vehicles w/Calif. emission | | | | | | |
| D3HF-HA | 33E | ★ D3HZ 9510-H *CA-993 | D3PZ 9510-AL *CA-1423 | D0DZ 9502-A *CG-257 | D0DZ 9A586-B *CT-842-A | None |
| D3PF-HA | 29J | ★ D3UZ 9510-L *CA-1088 | D4PZ 9510-AY *CA-1792 | D4AZ 9502-A *CG-264-C | D4AZ 9A586-A *CT-499-D | None |
| D3PF-HB | 29J | ★ D3UZ 9510-L *CA-1088 | D4PZ 9510-AY *CA-1792 | D4AZ 9502-A *CG-264-C | D4AZ 9A586-A *CT-499-D | None |
| D3PF-JA | 19B | D3TZ 9510-E *CA-826-C | | D4AZ 9502-A *CG-264-C | D4AZ 9A586-A *CT-499-D | None |
| D3PF-KA | 30F | ★ D3TZ 9510-R *CA-1055 | D4TZ 9510-D *CA-1055-A | D4AZ 9502-A *CG-264-C | D4AZ 9A586-A *CT-499-D | None |
| D3PF-KD | 30F | ★ D3TZ 9510-R *CA-1055 | D4PZ 9510-BF *CA-1055-B | D4AZ 9502-A *CG-264-C | D4AZ 9A586-A *CT-499-D | None |
| D3PF-LA | 29K | ★ D3UZ 9510-M *CA-941-C | D4UZ 9510-R *CA-941-C | D4AZ 9502-A *CG-264-C | D4AZ 9A586-A *CT-499-D | None |
| D3PF-MA | 30E | ★ D3TZ 9510-N *CA-938-C | D4PZ 9510-BG *CA-938-D | D4AZ 9502-A *CG-264-C | D4AZ 9A586-A *CT-499-D | None |
| D3PF-NA | 35A | D3AZ 9510-G *CA-788-B | | D3AZ 9502-A *CG-221-B | D3AZ 9A586-A *CT-226-B | None |
| D3TE-AA | 29J | ★ D3UZ 9510-L *CA-1088 | D4PZ 9510-AY *CA-1792 | D4AZ 9502-A *CG-264-C | D4AZ 9A586-A *CT-499-D | None |
| D3TF-AB | 19A | ★ D3TZ 9510-A *CA-999 | D3TZ 9510-E *CA-826-B | D4AZ 9502-A *CG-264-C | D4AZ 9A586-A *CT-499-D | None |
| D3TE-AC | 29J | ★ D3UZ 9510-L *CA-1088 | D4PZ 9510-AY *CA-1792 | D4AZ 9502-A *CG-264-C | D4AZ 9A586-A *CT-499-D | None |
| D3TF-BC | 29A | ★ D3TZ 9510-B *CA-1000 | D4PZ 9510-AY *CA-1792 | D4AZ 9502-A *CG-264-C | D4AZ 9A586-A *CT-499-D | None |
| D3TF-BD | 29J | ★ D3UZ 9510-L *CA-1088 | D4PZ 9510-AY *CA-1792 | D4AZ 9502-A *CG-264-C | D4AZ 9A586-A *CT-499-D | None |
| D3TF-BE | 29J | ★ D3UZ 9510-L *CA-1088 | D4PZ 9510-AY *CA-1792 | D4AZ 9502-A *CG-264-C | D4AZ 9A586-A *CT-499-D | None |
| D3TF-CC | 29B | ★ D3TZ 9510-C *CA-1001 | D4PZ 9510-AY *CA-1792 | D4AZ 9502-A *CG-264-C | D4AZ 9A586-A *CT-499-D | None |
| D3TF-CD | 29J | ★ D3PZ 9510-L *CA-1088 | D4PZ 9510-AY *CA-1792 | D4AZ 9502-A *CG-264-C | D4AZ 9A586-A *CT-499-D | None |

**1973/79
TRUCK SERIES 100/500**

IDENTIFICATION CHART

| IDENTIFICATION | PARTS LIST 95 | PART NUMBER | REPLACED BY | GASKET SET | TUNE-UP KIT | REPAIR KIT |
|---|---------------|----------------------------|---------------------------|--------------------------|---------------------------|------------|
| 9510 CARBURETOR ASSY. — Cont'd | | | | | | |
| Notes: ‡ To follow in subsequent change, ▲ Parts list to follow in subsequent change | | | | | | |
| NOTE 1- R/b D8PZ 7510-T *CA-2026 for vehicles w/o Calif. emission and D8PZ 9510-U *CA-2056 for vehicles w/Calif. emission | | | | | | |
| D3TF-CE | 29J | ★ D3UZ 9510-L *CA-1088 | D4PZ 9510-AY *CA-1792 | D4AZ 9502-A *CG-264-C | D4AZ 9A586-A *CT-499-D | None |
| D3TF-DC | 30A | ★ D3TZ 9510-D *CA-1002 | D3PZ 9510-BV *CA-1804 | D4AZ 9502-A *CG-264-C | D4AZ 9A586-A *CT-499-D | None |
| D3TF-DD | 30F | D3PZ 9510-BV *CA-1804 | | D4AZ 9502-A *CG-264-C | D4AZ 9A586-A *CT-499-D | None |
| D3TF-DE | 30F | D3PZ 9510-BV *CA-1804 | | D4AZ 9502-A *CG-264-C | D4AZ 9A586-A *CT-499-D | None |
| D3TF-GC | 30B | ★ D3TZ 9510-G *CA-1004 | D4PZ 9510-BG *CA-938-D | D4AZ 9502-A *CG-264-C | D4AZ 9A586-A *CT-499-D | None |
| D3TF-HC | 30C | ★ D3TZ 9510-H *CA-1005 | D4PZ 9510-BG *CA-938-D | D4AZ 9502-A *CG-264-C | D4AZ 9A586-A *CT-499-D | None |
| D3TF-JA | 33A | ★ D3TZ 9510-J *CA-1006 | D3PZ 9510-AN *CA-1426 | D0DZ 9502-A *CG-257 | D0DZ 9A586-B *CT-842-A | None |
| D3TF-KA | 33B | ★ D3TZ 9510-K *CA-1007 | D3PZ 9510-AN *CA-1426 | D0DZ 9502-A *CG-257 | D0DZ 9A586-B *CT-842-A | None |
| D3TF-LA | 33F | ★ D3TZ 9510-L *CA-1008 | D3PZ 9510-AK *CA-1420 | D0DZ 9502-A *CG-257 | D0DZ 9A586-B *CT-842-A | None |
| D3TF-MB | 30D | ★ D3TZ 9510-M *CA-1031 | D3PZ 9510-CB *CA-1807 | D4AZ 9502-A *CG-264-C | D4AZ 9A586-A *CT-499-D | None |
| D3TF-MC | 30F | D3PZ 9510-CB *CA-1807 | | D4AZ 9502-A *CG-264-C | D4AZ 9A586-A *CT-499-D | None |
| D3TF-MD | 30F | D3PZ 9510-CB *CA-1807 | | D4AZ 9502-A *CG-264-C | D4AZ 9A586-A *CT-499-D | None |
| D3TF-ME | 30F | D3PZ 9510-CB *CA-1807 | | D4AZ 9502-A *CG-264-C | D4AZ 9A586-A *CT-499-D | None |
| D3TF-NA | 29J | ★ D3UZ 9510-L *CA-1088 | D4PZ 9510-AY *CA-1792 | D4AZ 9502-A *CG-264-C | D4AZ 9A586-A *CT-499-D | None |
| D3TF-SA | 30F | D3PZ 9510-BV *CA-1804 | | D4AZ 9502-A *CG-264-C | D4AZ 9A586-A *CT-499-D | None |
| D3TF-TA | 33J | ★ D3TZ 9510-T *CA-1042 | D4PZ 9510-AC *CA-1424 | D0DZ 9502-A *CG-257 | D0DZ 9A586-B *CT-842-A | None |
| D3TF-UA | 30F | D3PZ 9510-BV *CA-1804 | | D4AZ 9502-A *CG-264-C | D4AZ 9A586-A *CT-499-D | None |
| D3TF-VA | 30F | D3PZ 9510-BV *CA-1804 | | D4AZ 9502-A *CG-264-C | D4AZ 9A586-A *CT-499-D | None |
| D3TF-XA | 30F | D3PZ 9510-BV *CA-1804 | | D4AZ 9502-A *CG-264-C | D4AZ 9A586-A *CT-499-D | None |
| D3TF-YA | 29J | ★ D3UZ 9510-L *CA-1088 | D4PZ 9510-AY *CA-1792 | D4AZ 9502-A *CG-264-C | D4AZ 9A586-A *CT-499-D | None |
| D3TF-ZA | 35A | D3AZ 9510-G *CA-788-B | | D3AZ 9502-A *CG-221-B | D3AZ 9A586-A *CT-226-B | None |
| D3TF-ZC | 35A | D3AZ 9510-G *CA-788-B | | D3AZ 9502-A *CG-221-B | D3AZ 9A586-A *CT-226-B | None |
| D3TF-AAA | 33A | D4PZ 9510-AC *CA-1424 | | D0DZ 9502-A *CG-257 | D0DZ 9A586-B *CT-842-A | None |
| D3TF-ABA | 33N | ★ D3TZ 9510-AC *CA-1076 | D4PZ 9510-AC *CA-1424 | D0DZ 9502-A *CG-257 | D0DZ 9A586-B *CT-842-A | None |
| D3UF-AC | 29C | ★ D3UZ 9510-A *CA-1009 | D4PZ 9510-BB *CA-1795 | D4AZ 9502-A *CG-264-C | D4AZ 9A586-A *CT-499-D | None |
| D3UF-AD | 29J | ★ D3UZ 9510-L *CA-1088 | D4PZ 9510-BB *CA-1795 | D4AZ 9502-A *CG-264-C | D4AZ 9A586-A *CT-499-D | None |
| D3UF-CC | 29D | ★ D3UZ 9510-C *CA-1011 | D4PZ 9510-BB *CA-1795 | D4AZ 9502-A *CG-264-C | D4AZ 9A586-A *CT-499-D | None |

1973/79
TRUCK SERIES 100/500

IDENTIFICATION CHART

| IDENTIFICATION | PARTS LIST 95 | PART NUMBER | REPLACED BY | GASKET SET | TUNE-UP KIT | REPAIR KIT |
|---|---------------|---------------------------|--------------------------|--------------------------|---------------------------|------------|
| 9510 CARBURETOR ASSY. — Cont'd | | | | | | |
| Notes: ‡ To follow in subsequent change, ▲ Parts list to follow in subsequent change | | | | | | |
| Note 1- R/b D8PZ 9510-T *CA-2026 for vehicles w/o Calif. emission and D8PZ 9510-U *CA-2056 for vehicles w/Calif. emission | | | | | | |
| D3UF-CD | 29J | ★ D3UZ 9510-L *CA-1088 | D4PZ 9510-BB *CA-1795 | D4AZ 9502-A *CG-264-C | D4AZ 9A586-A *CT-499-D | None |
| D3UF-DC | 29E | ★ D3UZ 9510-D *CA-1012 | D4UZ 9510-R *CA-941-C | D4AZ 9502-A *CG-264-C | D4AZ 9A586-A *CT-499-D | None |
| D3UF-EC | 29F | ★ D3UZ 9510-E *CA-1013 | D4UZ 9510-R *CA-941-C | D4AZ 9502-A *CG-264-C | D4AZ 9A586-A *CT-499-D | None |
| D3UF-FC | 29G | ★ D3UZ 9510-F *CA-1014 | D4UZ 9510-R *CA-941-C | D4AZ 9502-A *CG-264-C | D4AZ 9A586-A *CT-499-D | None |
| D3UF-GC | 29H | ★ D3UZ 9510-G *CA-1015 | D4UZ 9510-R *CA-941-C | D4AZ 9502-A *CG-264-C | D4AZ 9A586-A *CT-499-D | None |
| D3UF-HA | 33C | ★ D3UZ 9510-H *CA-1016 | D4PZ 9510-AH *CA-1427 | D0DZ 9502-A *CG-257 | D0DZ 9A586-B *CT-842-A | None |
| D3UF-LA | 33D | ★ D3UZ 9510-P *CA-1041 | D4PZ 9510-AH *CA-1427 | D0DZ 9502-A *CG-257 | D0DZ 9A586-B *CT-842-A | None |
| D3UF-MA | 33G | ★ D3UZ 9510-R *CA-1039 | D3PZ 9510-AZ *CA-1435 | D0DZ 9502-A *CG-257 | D0DZ 9A586-B *CT-842-A | None |
| D3UF-NA | 33H | ★ D3UZ 9510-N *CA-1040 | D4PZ 9510-AH *CA-1427 | D0DZ 9502-A *CG-257 | D0DZ 9A586-B *CT-842-A | None |
| D3UF-PA | 33K | D3UZ 9510-S *CA-1093 | | D0DZ 9502-A *CG-257 | D0DZ 9A586-B *CT-842-A | None |
| D3UF-RA | 29J | ★ D3UZ 9510-L *CA-1088 | D4PZ 9510-BB *CA-1795 | D4AZ 9502-A *CG-264-C | D4AZ 9A586-A *CT-499-D | None |
| D3UF-SA | 29J | ★ D3UZ 9510-L *CA-1088 | D4PZ 9510-BB *CA-1795 | D4AZ 9502-A *CG-264-C | D4AZ 9A586-A *CT-499-D | None |
| D3UF-TA | 29J | ★ D3UZ 9510-L *CA-1088 | D4PZ 9510-BA *CA-1794 | D4AZ 9502-A *CG-264-C | D4AZ 9A586-A *CT-499-D | None |
| D3UF-UA | 33L | ★ D3UZ 9510-U *CA-1075 | D4PZ 9510-AH *CA-1427 | D0DZ 9502-A *CG-257 | D0DZ 9A586-B *CT-842-A | None |
| D3UF-VA | 33M | ★ D3UZ 9510-V *CA-1056 | D4PZ 9510-AH *CA-1427 | D0DZ 9502-A *CG-257 | D0DZ 9A586-B *CT-842-A | None |
| D3UF-XA | 33P | ★ D3UZ 9510-X *CA-1087 | D4UZ 9510-AH *CA-1427 | D0DZ 9502-A *CG-257 | D0DZ 9A586-B *CT-842-A | None |
| D3UF-YA | 29J | ★ D3UZ 9510-L *CA-1088 | D4PZ 9510-BA *CA-1794 | D4AZ 9502-A *CG-264-C | D4AZ 9A586-A *CT-499-D | None |
| D4HE-AA | 33V | D4HZ 9510-A *CA-1112 | | D0DZ 9502-A *CG-257 | D0DZ 9A586-B *CT-842-A | None |
| D4PE-ACA | 33A | D4PZ 9510-AC *CA-1424 | | D0DZ 9502-A *CG-257 | D0DZ 9A586-B *CT-842-A | None |
| D4PE-AGA | 33AB | D4PZ 9510-AG *CA-1428 | | D0DZ 9502-A *CG-257 | D0DZ 9A586-B *CT-842-A | None |
| D4PE-AHA | 33P | D4PZ 9510-AH *CA-1427 | | D0DZ 9502-A *CG-257 | D0DZ 9A586-B *CT-842-A | None |
| D4PE-AYA | 29AN | D4PZ 9510-AY *CA-1792 | | D4AZ 9502-A *CG-264-C | D4AZ 9A586-A *CT-499-D | None |
| D4PE-AZA | 29AA | D4PZ 9510-AZ *CA-1793 | | D4AZ 9502-A *CG-264-C | D4AZ 9A586-A *CT-499-D | None |
| D4PE-BAA | 29Y | D4PZ 9510-BA *CA-1794 | | D4AZ 9502-A *CG-264-C | D4AZ 9A586-A *CT-499-D | None |
| D4PE-BBA | 29W | D4PZ 9510-BB *CA-1795 | | D4AZ 9502-A *CG-264-C | D4AZ 9A586-A *CT-499-D | None |
| D4PE-BCA | 29V | D4PZ 9510-BC *CA-1796 | | D4AZ 9502-A *CG-264-C | D4AZ 9A586-A *CT-499-D | None |
| D4PE-BDA | 29L | D4PZ 9510-BD *CA-1797 | | D4AZ 9502-A *CG-264-C | D4AZ 9A586-A *CT-499-D | None |

1973/79
TRUCK SERIES 100/500

IDENTIFICATION CHART

| IDENTIFICATION | PARTS LIST 95 | PART NUMBER | REPLACED BY | GASKET SET | TUNE-UP KIT | REPAIR KIT |
|---|------------------|------------------------------|----------------------------|--------------------------|---------------------------|------------|
| 9510 CARBURETOR ASSY. — Cont'd Notes: ‡ To follow in subsequent change, ▲ Parts list to follow in subsequent change Note 1— R/b D8PZ 9510-T *CA-2026 for vehicles w/o Calif. emission and D8PZ 9510-U *CA-2056 for vehicles w/Calif. emission | | | | | | |
| D4PE-BEA | 30R | D4PZ 9510-BE *CA-1194-A | | D4AZ 9502-A *CG-264-C | D4AZ 9A586-A *CT-499-D | None |
| D4PE-BFA | 30S | D4PZ 9510-BF *CA-1055-B | | D4AZ 9502-A *CG-264-C | D4AZ 9A586-A *CT-499-D | None |
| D4PE-BFB | 30S | D4PZ 9510-BF *CA-1055-B | | D4AZ 9502-A *CG-264-C | D4AZ 9A586-A *CT-449-D | None |
| D4PE-BGA | 30J | D4PZ 9510-BG *CA-938-D | | D4AZ 9502-A *CG-264-C | D4AZ 9A586-A *CT-499-D | None |
| D4PE-BHA | 19D | D4TZ 9510-DB *CA-1110-A | | D4AZ 9502-A *CG-264-C | D9PZ 9A586-Y *CT-1271 | None |
| D4PE-BPA | 29AP | D1PZ 9510-BP *CA-1800 | | D4AZ 9502-A *CG-264-C | D4AZ 9A586-A *CT-499-D | None |
| D4PE-BRA | 29AQ | D2PZ 9510-BR *CA-1787 | | D4AZ 9502-A *CG-264-C | D4AZ 9A586-A *CT-499-D | None |
| D4PE-BSA | 29AR | D1PZ 9510-BS *CA-1801 | | D4AZ 9502-A *CG-264-C | D4AZ 9A586-A *CT-499-D | None |
| D4PE-BTA | 29AS | D0PZ 9510-BT *CA-1802 | | D4AZ 9502-A *CG-264-C | D4AZ 9A586-A *CT-499-D | None |
| D4PE-BUA | 30AH | D0PZ 9510-BU *CA-1803 | | D4AZ 9502-A *CG-264-C | D4AZ 9A586-A *CT-499-D | None |
| D4PE-BVA | 30AH | D3PZ 9510-BV *CA-1804 | | D4AZ 9502-A *CG-264-C | D4AZ 9A586-A *CT-499-D | None |
| D4PE-BYA | 30AH | D0PZ 9510-BY *CA-1805 | | D4AZ 9502-A *CG-264-C | D4AZ 9A586-A *CT-499-D | None |
| D4PE-BZA | 30AH | D1PZ 9510-BZ *CA-1806 | | D4AZ 9502-A *CG-264-C | D4AZ 9A586-A *CT-499-D | None |
| D4PE-CAA | 30AH | D2PZ 9510-CA *CA-1786 | | D4AZ 9502-A *CG-264-C | D4AZ 9A586-A *CT-499-D | None |
| D4PE-CBA | 30AH | D3PZ 9510-CB *CA-1807 | | D4AZ 9502-A *CG-264-C | D4AZ 9A586-A *CT-499-D | None |
| D4PE-DA | 35D | D4TZ 9510-M *CA-1100-A | | D3AZ 9502-A *CG-221-B | D3AZ 9A586-A *CT-226-B | None |
| D4PE-KA | 29AA | ★ D4UZ 9510-KA *CA-1088-A | Note 1 | D4AZ 9502-A *CG-264-C | D4AZ 9A586-A *CT-499-D | None |
| D4PE-NA | 19B | D3TZ 9510-E *CA-826-B | | D4AZ 9502-A *CG-264-C | D4AZ 9A586-A *CT-499-D | None |
| D4PE-PA | 30S | ★ D4TZ 9510-P *CA-1055-A | D4PZ 9510-BF *CA-1055-B | D4AZ 9502-A *CG-264-C | D4AZ 9A586-A *CT-499-D | None |
| D4PE-RA | 29AB | D4UZ 9510-R *CA-941-C | | D4AZ 9502-A *CG-264-C | D4AZ 9A586-A *CT-499-D | None |
| D4PE-SA | 30T | ★ D4TZ 9510-S *CA-938-C | D4PZ 9510-BG *CA-938-D | D4AZ 9502-A *CG-264-C | D4AZ 9A586-A *CT-499-D | None |
| D4PE-ZA | 30R | ★ D4TZ 9510-N *CA-1194 | D4PZ 9510-BE *CA-1194-A | D4AZ 9502-A *CG-264-C | D4AZ 9A586-A *CT-499-D | None |
| D4TE-BA | 35B | ★ D4TZ 9510-BA *CA-1100 | D8PZ 9510-Y *CA-2057 | D3AZ 9502-A *CG-221-B | D3AZ 9A586-A *CT-226-B | None |
| D4TE-BB | 35D | D4TZ 9510-M *CA-1100-A | | D3AZ 9502-A *CG-221-B | D3AZ 9A586-A *CT-226-B | None |
| D4TE-CA | 35C | ★ D4TZ 9510-CA *CA-1101 | Note 1 | D3AZ 9502-A *CG-221-B | D3AZ 9A586-A *CT-226-B | None |
| D4TE-DA | 19C | ★ D4TZ 9510-DA *CA-1110 | D4TZ 9510-DB *CA-1110-A | D4AZ 9502-A *CG-264-C | D4AZ 9A586-A *CT-499-D | None |
| D4TE-DB | 19D | D4TZ 9510-DB *CA-1110-A | | D4AZ 9502-A *CG-264-C | D4AZ 9A586-A *CT-499-D | None |

1973/79
TRUCK SERIES 100/500

IDENTIFICATION CHART

| IDENTIFICATION | PARTS LIST 95 | PART NUMBER | REPLACED BY | GASKET SET | TUNE-UP KIT | REPAIR KIT |
|---|---------------|------------------------------|-----------------------------|--------------------------|----------------------------|------------|
| 9510 CARBURETOR ASSY. — Cont'd | | | | | | |
| Notes: ‡ To follow in subsequent change, ▲ Parts list to follow in subsequent change | | | | | | |
| Note 1— R/b D8PZ 9510-T *CA-2026 for vehicles w/o Calif. emission and D8PZ 9510-U *CA-2056 for vehicles w/Calif. emission | | | | | | |
| D4TE-EA | 29M | ★ D4TZ 9510-EA *CA-1122 | D4PZ 9510-AY *CA-1792 | D4AZ 9502-A *CG-264-C | D4AZ 9A586-A *CT-499-D | None |
| D4TE-GA | 30G | ★ D4TZ 9510-GA *CA-1142 | D4PZ 9510-BF *CA-1055-B | D4AZ 9502-A *CG-264-C | D4AZ 9A586-A *CT-499-D | None |
| D4TE-HA | 30H | ★ D4TZ 9510-HA *CA-1190 | D4PZ 9510-BG *CA-938-D | D4AZ 9502-A *CG-264-C | D4AZ 9A586-A *CT-499-D | None |
| D4TE-JA | 30J | ★ D4TZ 9510-JA *CA-1189 | D4PZ 9510-BG *CA-938-D | D4AZ 9502-A *CG-264-C | D4AZ 9A586-A *CT-499-D | None |
| D4TE-LA | 29N | ★ D4TZ 9510-LA *CA-1121 | D4PZ 9510-AY *CA-1792 | D4AZ 9502-A *CG-264-C | D4AZ 9A586-A *CT-499-D | None |
| D4TE-RA | 30K | ★ D4TZ 9510-RA *CA-1140 | D4PZ 9510-BF *CA-1055-B | D4AZ 9502-A *CG-264-C | D4AZ 9A586-A *CT-499-D | None |
| D4TE-SA | 30L | ★ D4TZ 9510-SA *CA-1139 | D4PZ 9510-BF *CA-1055-B | D4AZ 9502-A *CG-264-C | D4AZ 9A586-A *CT-499-D | None |
| D4TE-TA | 30M | ★ D4TZ 9510-TA *CA-1138 | D4PZ 9510-BF *CA-1055-B | D4AZ 9502-A *CG-264-C | D4AZ 9A586-A *CT-499-D | None |
| D4TE-VA | 29P | ★ D4TZ 9510-VA *CA-1114 | D4PZ 9510-AY *CA-1792 | D4AZ 9502-A *CG-264-C | D4AZ 9A586-A *CT-499-D | None |
| D4TE-YA | 33W | ★ D4TZ 9510-Y *CA-1111 | D4PZ 9510-AG *CA-1428 | D0DZ 9502-A *CG-257 | D0DZ 9A586-B *CT-842-A | None |
| D4TE-YC | 33W | ★ D4TZ 9510-Y *CA-1111 | D4PZ 9510-AG *CA-1428 | D0DZ 9502-A *CG-257 | D0DZ 9A586-B *CT-842-A | None |
| D4TE-ZA | 33Q | ★ D4TZ 9510-Z *CA-1128 | D4PZ 9510-AC *CA-1424 | D0DZ 9502-A *CG-257 | D0DZ 9A586-B *CT-842-A | None |
| D4TE-AAA | 33R | ★ D4TZ 9510-AAA *CA-1124 | D4PZ 9510-AC *CA-1424 | D0DZ 9502-A *CG-257 | D0DZ 9A586-B *CT-842-A | None |
| D4TE-ACA | 33X | ★ D4TZ 9510-AC *CA-1144 | D5TZ 9510-ANA *CA-1276-A | D0DZ 9502-A *CG-257 | D0DZ 9A586-B *CT-842-A | None |
| D4TE-ADA | 30N | ★ D4TZ 9510-AD *CA-1168 | D4TZ 9510-N *CA-1194 | D4AZ 9502-A *CG-264-C | D4AZ 9A586-A *CT-499-D | None |
| D4TE-AFA | 30P | ★ D4TZ 9510-AF *CA-1169 | D4TZ 9510-N *CA-1194 | D4AZ 9502-A *CG-264-C | D4AZ 9A586-A *CT-499-D | None |
| D4TE-AGA | 33Y | ★ D4TZ 9510-AG *CA-1145 | D3PZ 9510-AL *CA-1423 | D0DZ 9502-A *CG-257 | D0DZ 9A586-B *CT-842-A | None |
| D4TE-ARA | 36A | D4TZ 9510-AR *CA-1156 | | D5PZ 9502-G *CG-441-A | D5PZ 9A586-J *CT-1071-A | None |
| D4TE-ASA | 36B | D4TZ 9510-AS *CA-1157 | | D5PZ 9502-G *CG-441-A | D5PZ 9A586-J *CT-1071-A | None |
| D4TE-AUA | 33AA | ★ D4TZ 9510-AU *CA-1198 | D3PZ 9510-AL *CA-1423 | D0DZ 9502-A *CG-257 | D0DZ 9A586-B *CT-842-A | None |
| D4TE-AVA | 33AD | ★ D4TZ 9510-AV *CA-1206 | D5TZ 9510-ANA *CA-1276-A | D0DZ 9502-A *CG-257 | D0DZ 9A586-B *CT-842-A | None |
| D4TE-AZA | 29AA | ★ D4UZ 9510-KA *CA-1088-A | D4PZ 9510-BD *CA-1797 | D4AZ 9502-A *CG-264-C | D4AZ 9A586-A *CT-499-D | None |
| D4TE-BAA | 30R | D4TZ 9510-N *CA-1194 | | D4AZ 9502-A *CG-264-C | D4AZ 9A586-A *CT-499-D | None |
| D4TE-BCA | 30S | ★ D4TZ 9510-P *CA-1055-A | D4PZ 9510-BF *CA-1055-B | D4AZ 9502-A *CG-264-C | D4AZ 9A586-A *CT-499-D | None |
| D4TE-BKA | 30S | ★ D4TZ 9510-P *CA-1055-A | D4PZ 9510-BF *CA-1055-B | D4AZ 9502-A *CG-264-C | D4AZ 9A586-A *CT-499-D | None |
| D4TE-CAA | 29AA | ★ D4UZ 9510-KA *CA-1088-A | D4PZ 9510-BD *CA-1797 | D4AZ 9502-A *CG-264-C | D4AZ 9A586-A *CT-499-D | None |
| D4TF-DA | 30Q | ★ D4TZ 9510-D *CA-1067 | D4TZ 9510-N *CA-1194 | D4AZ 9502-A *CG-264-C | D4AZ 9A586-A *CT-499-D | None |

**1973/79
TRUCK SERIES 100/500**

IDENTIFICATION CHART

| IDENTIFICATION | PARTS LIST 95 | PART NUMBER | REPLACED BY | GASKET SET | TUNE-UP KIT | REPAIR KIT |
|----------------|---------------|---|--------------------------|--------------------------|---------------------------|------------|
| 9510 | | CARBURETOR ASSY. — Cont'd | | | | |
| Notes: | | ‡ To follow in subsequent change, ▲ Parts list to follow in subsequent change | | | | |
| Note 1- | | R/b D8PZ 9510-T *CA-2026 for vehicles w/o Calif. emission and D8PZ 9510-U *CA-2056 for vehicles w/Calif. emission | | | | |
| D4TF-KA | 29L | ★ D4TZ 9510-K *CA-1080 | D4PZ 9510-BD *CA-1797 | D4AZ 9502-A *CG-264-C | D4AZ 9A586-A *CT-499-D | None |
| D4UE-BA | 29S | ★ D4UZ 9510-BA *CA-1137 | D4PZ 9510-BB *CA-1795 | D4AZ 9502-A *CG-264-C | D4AZ 9A586-A *CT-499-D | None |
| D4UE-CA | 29T | ★ D4UZ 9510-CA *CA-1134 | D4PZ 9510-BC *CA-1796 | D4AZ 9502-A *CG-264-C | D4AZ 9A586-A *CT-499-D | None |
| D4UE-DA | 29U | ★ D4UZ 9510-DA *CA-1135 | D4UZ 9510-R *CA-941-C | D4AZ 9502-A *CG-264-C | D4AZ 9A586-A *CT-499-D | None |
| D4UE-EA | 29V | ★ D4UZ 9510-EA *CA-1136 | D4UZ 9510-R *CA-941-C | D4AZ 9502-A *CG-264-C | D4AZ 9A586-A *CT-499-D | None |
| D4UE-FA | 29W | ★ D4UZ 9510-FA *CA-1132 | D4PZ 9510-BB *CA-1795 | D4AZ 9502-A *CG-264-C | D4AZ 9A586-A *CT-499-D | None |
| D4UE-GA | 29X | ★ D4UZ 9510-GA *CA-1133 | D4PZ 9510-BB *CA-1795 | D4AZ 9502-A *CG-264-C | D4AZ 9A586-A *CT-499-D | None |
| D4UE-HA | 29Y | ★ D4UZ 9510-HA *CA-1131 | D4UZ 9510-BA *CA-1794 | D4AZ 9502-A *CG-264-C | D4AZ 9A586-A *CT-499-D | None |
| D4UE-JA | 29Z | ★ D4UZ 9510-JA *CA-1130 | D4PZ 9510-BA *CA-1794 | D4AZ 9502-A *CG-264-C | D4AZ 9A586-A *CT-499-D | None |
| D4UE-KA | 33Z | ★ D4UZ 9510-K *CA-1113 | D4PZ 9510-AG *CA-1428 | D0DZ 9502-A *CG-257 | D0DZ 9A586-B *CT-842-A | None |
| D4UE-KB | 33AB | ★ D4UZ 9510-KB *CA-1197 | D4PZ 9510-AG *CA-1428 | D0DZ 9502-A *CG-275 | D0DZ 9A586-B *CT-842-A | None |
| D4UE-LA | 33S | ★ D4UZ 9510-LA *CA-1127 | D4PZ 9510-AH *CA-1427 | D0DZ 9502-A *CG-257 | D0DZ 9A586-B *CT-842-A | None |
| D4UE-LB | 33AW | ★ D4UZ 9510-LB *CA-1358 | D4PZ 9510-AH *CA-1427 | D0DZ 9502-A *CG-257 | D0DZ 9A586-B *CT-842-A | None |
| D4UE-MA | 33T | ★ D4UZ 9510-MA *CA-1125 | D4PZ 9510-AH *CA-1427 | D0DZ 9502-A *CG-257 | D0DZ 9A586-B *CT-842-A | None |
| D4UE-NA | 33U | ★ D4UZ 9510-NA *CA-1126 | D4PZ 9510-AH *CA-1427 | D0DZ 9502-A *CG-257 | D0DZ 9A586-B *CT-842-A | None |
| D4UE-RA | 33AC | ★ D4UZ 9510-RA *CA-1197 | D3PZ 9510-AK *CA-1420 | D0DZ 9502-A *CG-257 | D0DZ 9A586-B *CT-842-A | None |
| D4UE-UA | 29AA | ★ D4UZ 9510-KA *CA-1088-A | D4PZ 9510-AZ *CA-1793 | D4AZ 9502-A *CG-264-C | D4AZ 9A586-A *CT-499-D | None |
| D4UF-AA | 29Q | ★ D4UZ 9510-A *CA-1072 | D4PZ 9510-AZ *CA-1793 | D4AZ 9502-A *CG-264-C | D4AZ 9A586-A *CT-499-D | None |
| D4UF-BA | 29R | ★ D4UZ 9510-B *CA-1073 | D4PZ 9510-AZ *CA-1793 | D4AZ 9502-A *CG-264-C | D4AZ 9A586-A *CT-499-D | None |
| D5PE-AFA | 35F | ★ D5PZ 9510-AF *CA-1490 | D8PZ 9510-R *CA-2025 | D8PZ 9502-C *CG-446-B | D5PZ 9A586-A *CT-1072 | None |
| D5PE-AKA | 33F | D3PZ 9510-AK *CA-1420 | | D0DZ 9502-A *CG-257 | D0DZ 9A586-B *CT-842-A | None |
| D5PE-ALA | 33Y | D3PZ 9510-AL *CA-1423 | | D0DZ 9502-A *CG-257 | D0DZ 9A586-B *CT-842-A | None |
| D5PE-ANA | 33S | D3PZ 9510-AN *CA-1426 | | D0DZ 9502-A *CG-257 | D0DZ 9A586-B *CT-842-A | None |
| D5PE-AVA | 33AF | D5PZ 9510-AV *CA-1449 | | D0DZ 9502-A *CG-257 | D0DZ 9A586-B *CT-842-A | None |
| D5PE-AZA | 33G | D3PZ 9510-AZ *CA-1435 | | D0DZ 9502-A *CG-257 | D0DZ 9A586-B *CT-842-A | None |
| D5PE-CB | 35D | D4TZ 9510-M *CA-1100-A | | D3AZ 9502-A *CG-221-B | D3AZ 9A586-A *CT-226-B | None |
| D5PE-DB | 35C | ★ D4TZ 9510-CA *CA-1101 | Note 1 | D3AZ 9502-A *CG-221-B | D3AZ 9A586-A *CT-226-B | None |

1973/79
TRUCK SERIES 100/500

IDENTIFICATION CHART

| IDENTIFICATION | PARTS LIST 95 | PART NUMBER | REPLACED BY | GASKET SET | TUNE-UP KIT | REPAIR KIT |
|---|---------------|----------------------------|---------------------------|--------------------------|----------------------------|------------|
| 9510 CARBURETOR ASSY. — Cont'd | | | | | | |
| Notes: ‡ To follow in subsequent change, ▲ Parts list to follow in subsequent change | | | | | | |
| Note 1- R/b D8PZ 9510-T *CA-2026 for vehicles w/o Calif. emission and D8PZ 9510-U *CA-2056 for vehicles w/Calif. emission | | | | | | |
| D5PE-HA | 30V | D5PZ 9510-H *CA-1532 | | D8PZ 9502-F *CG-459-B | D9PZ 9A586-S *CT-1267 | None |
| D5PE-JA | 30AA | D5PZ 9510-J *CA-1311-A | | D8PZ 9502-F *CG-459-B | D9PZ 9A586-N *CT-1264 | None |
| D5PE-KA | 19F | D5PZ 9510-K *CA-1262-A | | D8PZ 9502-F *CG-459-B | D9PZ 9A586-Y *CT-1271 | None |
| D5PE-LA | 30AF | D5PZ 9510-L *CA-1530 | | D8PZ 9502-F *CG-459-B | D9PZ 9A586-L *CT-1262 | None |
| D5PE-NA | 19E | D5PZ 9510-N *CA-1261-A | | D8PZ 9502-F *CG-459-B | D9PZ 9A586-Y *CT-1271 | None |
| D5PE-PA | 30X | D5PZ 9510-P *CA-1287-A | | D8PZ 9502-F *CG-459-B | D9PZ 9A586-N *CT-1264 | None |
| D5PE-RA | 29AD | D5PZ 9510-R *CA-1525 | | D8PZ 9502-F *CG-459-B | D9PZ 9A586-M *CT-1263 | None |
| D5PE-SA | 30AC | D5PZ 9510-S *CA-1533 | | D8PZ 9502-F *CG-459-B | D9PZ 9A586-Y *CT-1271 | None |
| D5PE-TA | 37C | D5PZ 9510-T *CA-1529 | | D8PZ 9502-F *CG-459-B | D9PZ 9A586-N *CT-1264 | None |
| D5PE-UA | 37B | D5PZ 9510-U *CA-1528 | | D8PZ 9502-F *CG-459-B | D9PZ 9A586-V *CT-1270 | None |
| D5PE-VA | 37H | D5PZ 9510-V *CA-1527 | | D8PZ 9502-F *CG-459-B | D9PZ 9A586-M *CT-1263 | None |
| D5PE-YA | 37F | D5PZ 9510-Y *CA-1526 | | D8PZ 9502-F *CG-459-B | D9PZ 9A586-M *CT-1263 | None |
| D5PE-ZA | 30W | D5PZ 9510-Z *CA-1531 | | D8PZ 9502-F *CG-459-B | D9PZ 9A586-N *CT-1264 | None |
| D5TE-AAA | 30AF | ★ D5TZ 9510-AA *CA-1256 | D5PZ 9510-L *CA-1530 | D8PZ 9502-F *CG-459-B | D9PZ 9A586-L *CT-1262 | None |
| D5TE-AAF | 30AF | D6PZ 9510-AR *CA-1813 | | D8PZ 9502-F *CG-459-B | D9PZ 9A586-L *CT-1262 | None |
| D5TE-ABA | 19E | ★ D5TZ 9510-AB *CA-1261 | D5PZ 9510-N *CA-1261-A | D8PZ 9502-F *CG-459-B | D9PZ 9A586-Y *CT-1271 | None |
| D5TE-ACB | 19F | ★ D5TZ 9510-AC *CA-1262 | D5PZ 9510-K *CA-1262-A | D8PZ 9502-F *CG-459-B | D9PZ 9A586-Y *CT-1271 | None |
| D5TE-ADA | 33AE | ★ D5TZ 9510-AD *CA-1267 | D5PZ 9510-AV *CA-1449 | D0DZ 9502-A *CG-257 | D0DZ 9A586-A *CT-842-A | None |
| D5TE-ADB | 33AE | ★ D5TZ 9510-AD *CA-1267 | D5PZ 9510-AV *CA-1449 | D0DZ 9502-A *CG-257 | D0DZ 9A586-BA *CT-842-A | None |
| D5TE-AEA | 33AQ | ★ D5TZ 9510-AE *CA-1268 | D5TZ 9510-AJ *CA-1272 | D0DZ 9502-A *CG-257 | D0DZ 9A586-BA *CT-842-A | None |
| D5TE-AFA | 33AG | ★ D5TZ 9510-AF *CA-1269 | D5TZ 9510-AJ *CA-1272 | D0DZ 9502-A *CG-257 | D0DZ 9A586-BA *CT-842-A | None |
| D5TE-AFB | 33AG | ★ D5TZ 9510-AF *CA-1269 | D5TZ 9510-AJ *CA-1272 | D0DZ 9502-A *CG-257 | D0DZ 9A586-B *CT-842-A | None |
| D5TE-AGA | 33AH | D5TZ 9510-AG *CA-1270 | | D0DZ 9502-A *CG-257 | D0DZ 9A586-B *CT-842-A | None |
| D5TE-AGB | 33AH | D5TZ 9510-AG *CA-1270 | | D0DZ 9502-A *CG-257 | D0DZ 9A586-B *CT-842-A | None |
| D5TE-AHA | 33AJ | ★ D5TZ 9510-AH *CA-1271 | D5TZ 9510-AG *CA-1270 | D0DZ 9502-A *CG-257 | D0DZ 9A586-B *CT-842-A | None |
| D5TE-AJA | 33AK | D5TZ 9510-AJ *CA-1272 | | D0DZ 9502-A *CG-257 | D0DZ 9A586-B *CT-842-A | None |
| D5TE-AJB | 33AK | D5TZ 9510-AJ *CA-1272 | | D0DZ 9502-A *CG-257 | D0DZ 9A586-B *CT-842-A | None |

1973/79
TRUCK SERIES 100/500

IDENTIFICATION CHART

| IDENTIFICATION | PARTS LIST 95 | PART NUMBER | REPLACED BY | GASKET SET | TUNE-UP KIT | REPAIR KIT |
|---|---------------|-----------------------------|-----------------------------|--------------------------|----------------------------|------------|
| 9510 CARBURETOR ASSY. — Cont'd | | | | | | |
| Notes: ‡ To follow in subsequent change, ▲ Parts list to follow in subsequent change | | | | | | |
| Note 1- R/b D8PZ 9510-T *CA-2026 for vehicles w/o Calif. emission and D8PZ 9510-U *CA-2056 for vehicles w/Calif. emission | | | | | | |
| D5TE-AKA | 33AL | ★ D5TZ 9510-AK *CA-1273 | D5PZ 9510-AV *CA-1449 | D0DZ 9502-A *CG-257 | D0DZ 9A586-B *CT-842-A | None |
| D5TE-AKB | 33AL | ★ D5TZ 9510-AK *CA-1273 | D5PZ 9510-AV *CA-1449 | D0DZ 9502-A *CG-257 | D0DZ 9A586-B *CT-842-A | None |
| D5TE-ALA | 33AM | ★ D5TZ 9510-AL *CA-1274 | D5PZ 9510-AV *CA-1449 | D0DZ 9502-A *CG-257 | D0DZ 9A586-B *CT-842-A | None |
| D5TE-ALB | 33AM | ★ D5TZ 9510-AL *CA-1274 | D5PZ 9510-AV *CA-1449 | D0DZ 9502-A *CG-257 | D0DZ 9A586-B *CT-842-A | None |
| D5TE-AMA | 33AN | ★ D5TZ 9510-AM *CA-1275 | D5TZ 9510-ANA *CA-1276-A | D0DZ 9502-A *CG-257 | D0DZ 9A586-B *CT-842-A | None |
| D5TE-ANA | 33AP | ★ D5TZ 9510-AN *CA-1276 | D5TZ 9510-ANA *CA-1276-A | D0DZ 9502-A *CG-257 | D0DZ 9A856-B *CT-842-A | None |
| D5TE-ANA | 33AP | D5TZ 9510-ANA *CA-1276-A | | D0DZ 9502-A *CG-257 | D0DZ 9A586-B *CT-842-A | None |
| D5TE-APA | 33AF | ★ D5TZ 9510-AP *CA-1277 | D5PZ 9510-AV *CA-1449 | D0DZ 9502-A *CG-257 | D0DZ 9A586-B *CT-842-A | None |
| D5TE-APB | 33AF | ★ D5TZ 9510-AP *CA-1277 | D5PZ 9510-AV *CA-1449 | D0DZ 9502-A *CG-257 | D0DZ 9A586-B *CT-842-A | None |
| D5TE-ARC | 35E | ★ D5TZ 9510-AR *CA-1291 | D5PZ 9510-AF *CA-1490 | D8PZ 9502-C *CG-446-B | D6PZ 9A586-A *CT-1072-A | None |
| D5TE-ARD | 35E | ★ D5TZ 9510-AR *CA-1291 | D5PZ 9510-AF *CA-1490 | D8PZ 9502-C *CG-446-B | D6PZ 9A586-A *CT-1072-A | None |
| D5TE-ASA | 30AC | ★ D5TZ 9510-AS *CA-1313 | D5PZ 9510-S *CA-1533 | D8PZ 9502-F *CG-459-B | D9PZ 9A586-Y *CT-1271 | None |
| D5TE-ATA | 30AD | ★ D5TZ 9510-AT *CA-1314 | D5PZ 9510-S *CA-1533 | D8PZ 9502-F *CG-459-B | D9PZ 9A586-Y *CT-1271 | None |
| D5TE-AUA | 30W | ★ D5TZ 9510-AU *CA-1286 | D5PZ 9510-Z *CA-1531 | D8PZ 9502-F *CG-459-B | D9PZ 9A586-N *CT-1264 | None |
| D5TE-AUB | 30W | ★ D5TZ 9510-AU *CA-1286 | D5PZ 9510-Z *CA-1531 | D8PZ 9502-F *CG-459-B | D9PZ 9A586-N *CT-1264 | None |
| D5TE-AZA | 29AE | ★ D5TZ 9510-AZ *CA-1324 | D5PZ 9510-R *CA-1525 | D8PZ 9502-F *CG-459-B | D9PZ 9A586-M *CT-1263 | None |
| D5TE-BAA | 29AF | ★ D5TZ 9510-BA *CA-1325 | D5PZ 9510-R *CA-1525 | D8PZ 9502-F *CG-459-B | D9PZ 9A586-M *CT-1263 | None |
| D5TE-BBA | 35F | ★ D5TZ 9510-BB *CA-1290 | D5PZ 9510-AF *CA-1490 | D8PZ 9502-C *CG-446-B | D6PZ 9A586-A *CT-1072-A | None |
| D5TE-BBC | 35F | ★ D5TZ 9510-BB *CA-1290 | D5PZ 9510-AF *CA-1490 | D8PZ 9502-C *CG-446-B | D6PZ 9A586-A *CT-1072-A | None |
| D5TE-BCA | 30X | ★ D5TZ 9510-BC *CA-1287 | D5PZ 9510-P *CA-1287-A | D8PZ 9502-F *CG-459-B | D9PZ 9A586-N *CT-1264 | None |
| D5TE-BCB | 30X | ★ D5TZ 9510-BC *CA-1287 | D5PZ 9510-P *CA-1287-A | D8PZ 9502-F *CG-459-B | D9PZ 9A586-N *CT-1264 | None |
| D5TE-BDA | 30Y | ★ D5TZ 9510-BD *CA-1288 | D5PZ 9510-Z *CA-1531 | D8PZ 9502-F *CG-459-B | D9PZ 9A586-N *CT-1264 | None |
| D5TE-BDB | 30Y | ★ D5TZ 9510-BD *CA-1288 | D5PZ 9510-Z *CA-1531 | D8PZ 9502-F *CG-459-B | D9PZ 9A586-N *CT-1264 | None |
| D5TE-BEA | 30Z | ★ D5TZ 9510-BE *CA-1310 | D5PZ 9510-H *CA-1532 | D8PZ 9502-F *CG-459-B | D9PZ 9A586-N *CT-1264 | None |
| D5TE-BEB | 30Z | ★ D5TZ 9510-BE *CA-1310 | D5PZ 9510-H *CA-1532 | D8PZ 9502-F *CG-459-B | D9PZ 9A586-N *CT-1264 | None |
| D5TE-BFA | 30AA | ★ D5TZ 9510-BF *CA-1311 | D5PZ 9510-J *CA-1311-A | D8PZ 9502-F *CG-459-B | D9PZ 9A586-N *CT-1264 | None |
| D5TE-BFB | 30AA | ★ D5TZ 9510-BF *CA-1311 | D5PZ 9510-J *CA-1311-A | D8PZ 9502-F *CG-459-B | D9PZ 9A586-N *CT-1264 | None |

1973/79
TRUCK SERIES 100/500

IDENTIFICATION CHART

| IDENTIFICATION | PARTS LIST 95. | PART NUMBER | REPLACED BY | GASKET SET | TUNE-UP KIT | REPAIR KIT |
|---|----------------|----------------------------|--------------------------|--------------------------|-----------------------------|------------|
| 9510 CARBURETOR ASSY. — Cont'd | | | | | | |
| Notes: ‡ To follow in subsequent change, ▲ Parts list to follow in subsequent change | | | | | | |
| NOTE 1- R/b D8PZ 9510-T *CA-2026 for vehicles w/o Calif. emission and D8PZ 9510-U *CA-2056 for vehicles w/Calif. emission | | | | | | |
| D5TE-BGA | 30AB | ★ D5TZ 9510-BG *CA-1532 | D5PZ 9510-H *CA-1532 | D8PZ 9502-F *CG-459-B | D9PZ 9A586-N *CT-1264 | None |
| D5TE-BHA | 29AG | ★ D5TZ 9510-N *CA-1251 | D5PZ 9510-R *CA-1525 | D8PZ 9502-F *CG-459-B | D9PZ 9A586-M *CT-1263 | None |
| D5TE-BLA | 29AF | ★ D5TZ 9510-BA *CA-1525 | D5PZ 9510-R *CA-1525 | D8PZ 9502-F *CG-459-B | D9PZ 9A586-M *CT-1263 | None |
| D5TE-BKA | 29AH | ★ D5TZ 9510-BK *CA-1326 | D5PZ 9510-R *CA-1525 | D8PZ 9502-F *CG-459-B | D9PZ 9A586-M *CT-1263 | None |
| D5TE-BMA | 29AJ | ★ D5TZ 9510-BM *CA-1352 | D5PZ 9510-R *CA-1525 | D8PZ 9502-F *CG-459-B | D9PZ 9A586-S *CT-1267 | None |
| D5TE-BYA | 30AA | D5TZ 9510-BY *CA-1384 | | D8PZ 9502-F *CG-459-B | D9PZ 9A586-N *CT-1264 | None |
| D5TE-CAA | 33AQ | D5TZ 9510-CA *CA-1397 | | D0DZ 9502-A *CG-257 | D0DZ 9A586-B *CT-842-A | None |
| D5TE-CAB | 33AQ | D5TZ 9510-CA *CA-1397 | | D0DZ 9502-A *CG-257 | D0DZ 9A586-B *CT-842-A | NONE |
| D5TE-CBA | 33AQ | D6TZ 9510-CB *CA-1462 | | D0DZ 9502-A *CG-257 | D0DZ 9A586-B *CT-842-A | None |
| D5TE-CBB | 33AQ | D6TZ 9510-CB *CA-1462 | | D0DZ 9502-A *CG-257 | D0DZ 9A586-B *CT-842-A | NONE |
| D5TE-DA | 36C | D5TZ 9510-D *CA-1242 | | D6PZ 9502-C *CG-441-B | D6PZ 9A586-AF *CT-1071-B | None |
| D5TE-DB | 36C | D5TZ 9510-D *CA-1242 | | D6PZ 9502-C *CG-441-B | D5PZ 9A586-J *CT-1071-A | None |
| D5TE-EA | 36D | D5TZ 9510-E *CA-1243 | | D6PZ 9502-C *CG-441-B | D5PZ 9A586-K *CT-1157 | None |
| D5TE-FA | 36E | D5TZ 9510-F *CA-1244 | | D6PZ 9502-C *CG-441-B | D5PZ 9A586-J *CT-1071-A | None |
| D5TE-FB | 36E | D5TZ 9510-F *CA-1244 | | D6PZ 9502-C *CG-441-B | D5PZ 9A586-J *CT-1071-A | None |
| D5TE-GA | 36F | D5TZ 9510-G *CA-1245 | | D6PZ 9502-C *CG-441-B | D5PZ 9A586-J *CT-1071-A | None |
| D5TE-GB | 36F | D5TZ 9510-G *CA-1245 | | D6PZ 9502-C *CG-441-B | D6PZ 9A586-AE *CT-1157-A | None |
| D5TE-LA | 29AC | ★ D5TZ 9510-L *CA-1249 | D5PZ 9510-R *CA-1525 | D8PZ 9502-F *CG-459-B | D9PZ 9A586-M *CT-1263 | None |
| D5TE-PA | 29AD | ★ D5TZ 9510-P *CA-1252 | D5PZ 9510-R *CA-1525 | D8PZ 9502-F *CG-459-B | D9PZ 9A586-M *CT-1263 | None |
| D5TE-VA | 30U | ★ D5TZ 9510-V *CA-1253 | D5TZ 9510-BF *CA-1311 | D8PZ 9502-F *CG-459-B | D9PZ 9A586-N *CT-1264 | None |
| D5TE-YA | 30AE | ★ D5TZ 9510-Y *CA-1254 | D5PZ 9510-L *CA-1530 | D8PZ 9502-F *CG-459-B | D9PZ 9A586-L *CT-1262 | None |
| D5TE-YF | 30AF | D6PZ 9510-AR *CA-1813 | | D8PZ 9502-F *CG-459-B | D9PZ 9A586-L *CT-1262 | None |
| D5TE-ZA | 30V | ★ D5TZ 9510-Z *CA-1255 | D5PZ 9510-H *CA-1532 | D8PZ 9502-F *CG-459-B | D9PZ 9A586-S *CT-1267 | None |
| D5TE-ZB | 30V | ★ D5TZ 9510-Z *CA-1255 | D5PZ 9510-H *CA-1532 | D8PZ 9502-F *CG-459-B | D9PZ 9A586-S *CT-1267 | None |
| D5UE-AA | 37A | ★ D5UZ 9510-A *CA-1257 | D5PZ 9510-T *CA-1529 | D8PZ 9502-F *CG-459-B | D9PZ 9A586-M *CT-1263 | None |
| D5UE-AAA | 33AQ | D5UZ 9510-AA *CA-1399 | | D0DZ 9502-A *CG-257 | D0DZ 9A586-BA *CT-842-A | None |
| D5UE-AAB | 33AQ | D5UZ 9510-AA *CA-1399 | | D0DZ 9502-A *CG-257 | D0DZ 9A586-BA *CT-842-A | None |

1973/79
TRUCK SERIES 100/500

IDENTIFICATION CHART

| IDENTIFICATION | PARTS LIST 95 | PART NUMBER | REPLACED BY | GASKET SET | TUNE-UP KIT | REPAIR KIT |
|--|---------------|----------------------------|--------------------------|--------------------------|----------------------------|------------|
| 9510 CARBURETOR ASSY. — Cont'd Notes: ‡ To follow in subsequent change, ▲ Parts list to follow in subsequent change NOTE 1- R/b D8PZ 9510-T *CA-2026 for vehicles w/o Calif. emission and D8PZ 9510-U *CA-2056 for vehicles w/Calif. emission | | | | | | |
| D5UE-BA | 37B | ★ D5UZ 9510-B *CA-1258 | D5PZ 9510-U *CA-1528 | D8PZ 9502-F *CG-459-B | D9PZ 9A586-V *CT-1270 | None |
| D5UE-CA | 37C | ★ D5UZ 9510-C *CA-1259 | D5PZ 9510-T *CA-1529 | D8PZ 9502-F *CG-459-B | D9PZ 9A586-N *CT-1264 | None |
| D5UE-DA | 37D | ★ D5UZ 9510-D *CA-1260 | D5PZ 9510-U *CA-1528 | D8PZ 9502-F *CG-459-B | D9PZ 9A586-V *CT-1270 | None |
| D5UE-DC | 37D | ★ D5UZ 9510-D *CA-1260 | D5PZ 9510-U *CA-1528 | D8PZ 9502-F *CG-459-B | D9PZ 9A586-V *CT-1270 | None |
| D5UE-EA | 33AT | ★ D5UZ 9510-E *CA-1278 | D5PZ 9510-AV *CA-1449 | D0DZ 9502-A *CG-257 | D0DZ 9A586-B *CT-842-A | None |
| D5UE-EB | 33AT | ★ D5UZ 9510-E *CA-1278 | D5PZ 9510-AV *CA-1449 | D0DZ 9502-A *CG-257 | D0DZ 9A586-B *CT-842-A | None |
| D5UE-FA | 33AU | ★ D5UZ 9510-F *CA-1279 | D5PZ 9510-AV *CA-1449 | D0DZ 9502-A *CG-257 | D0DZ 9A586-B *CT-842-A | None |
| D5UE-FB | 33AU | ★ D5UZ 9510-F *CA-1279 | D5PZ 9510-AV *CA-1449 | D0DZ 9502-A *CG-257 | D0DZ 9A586-B *CT-842-A | None |
| D5UE-GA | 33AS | D5UZ 9510-G *CA-1280 | | D0DZ 9502-A *CG-257 | D0DZ 9A586-B *CT-842-A | None |
| D5UE-GB | 33AS | D5UZ 9510-G *CA-130 | | D0DZ 9502-A *CG-257 | D0DZ 9A586-B *CT-842-A | None |
| D5UE-HA | 33AR | D5UZ 9510-H *CA-1281 | | D0DZ 9502-A *CG-257 | D0DZ 9A586-B *CT-842-A | None |
| D5UE-HB | 33AR | D5UZ 9510-H *CA-1281 | | D0DZ 9502-A *CG-257 | D0DZ 9A586-B *CT-842-A | None |
| D5UE-JA | 37E | ★ D5UZ 9510-J *CA-1344 | D5PZ 9510-Y *CA-1526 | D8PZ 9502-F *CG-459-B | D9PZ 9A586-M *CT-1263 | None |
| D5UE-JD | 37E | ★ D5UZ 9510-J *CA-1344 | D5PZ 9510-Y *CA-1526 | D8PZ 9502-F *CG-459-B | D9PZ 9A586-M *CT-1263 | None |
| D5UE-KA | 37F | ★ D5UZ 9510-K *CA-1245 | D5PZ 9510-Y *CA-1526 | D8PZ 9502-F *CG-459-B | D9PZ 9A586-M *CT-1263 | None |
| D5UE-KD | 37F | ★ D5UZ 9510-K *CA-1245 | D5PZ 9510-Y *CA-1526 | D8PZ 9502-F *CG-459-B | D9PZ 9A586-M *CT-1263 | None |
| D5UE-LA | 37G | ★ D5UZ 9510-L *CA-1346 | D5PZ 9510-V *CA-1527 | D8PZ 9502-F *CG-459-B | D9PZ 9A586-N *CT-1264 | None |
| D5UE-MA | 37H | ★ D5UZ 9510-M *CA-1347 | D5PZ 9510-V *CA-1527 | D8PZ 9502-F *CG-459-B | D9PZ 9A586-N *CT-1264 | None |
| D5UE-NA | 35G | ★ D5UZ 9510-N *CA-1304 | D5PZ 9510-AF *CA-1490 | D8PZ 9502-C *CG-446-B | D6PZ 9A586-A *CT-1072-A | None |
| D5UE-NC | 35G | ★ D5UZ 9510-N *CA-1304 | D5PZ 9510-AF *CA-1490 | D8PZ 9502-C *CG-446-B | D6PZ 9A586-A *CT-1072-A | None |
| D5UE-RA | 33AV | ★ D5UZ 9510-R *CA-1296 | D5PZ 9510-AV *CA-1449 | D0DZ 9502-A *CG-257 | D0DZ 9A586-B *CT-842-A | None |
| D5UE-RB | 33AV | ★ D5UZ 9510-R *CA-1296 | D5PZ 9510-AV *CA-1449 | D0DZ 9502-A *CG-257 | D0DZ 9A586-B *CT-842-A | None |
| D5UE-SA | 35H | ★ D5UZ 9510-S *CA-1305 | D5PZ 9510-AF *CA-1490 | D8PZ 9502-C *CG-446-B | D6PZ 9A586-A *CT-1072-A | None |
| D5UE-SB | 35H | ★ D5UZ 9510-S *CA-1305 | D5PZ 9510-AF *CA-1490 | D8PZ 9502-C *CG-446-B | D6PZ 9A586-A *CT-1072-A | None |
| D5UE-ZA | 37B | D5PZ 9510-U *CA-1528 | | D8PZ 9502-F *CG-459-B | D9PZ 9A586-K *CT-1261 | None |
| D6PE-ADA | 35J | D6PZ 9510-AD *CA-1490-A | | D8PZ 9502-C *CG-446-B | D6PZ 9A586-A *CT-1072-A | None |
| D6PE-AJA | 29AK | D6PZ 9510-AJ *CA-1809 | | D8PZ 9502-F *CG-459-B | D9PZ 9A586-N *CT-1264 | None |

1973/79
TRUCK SERIES 100/500

IDENTIFICATION CHART

| IDENTIFICATION | PARTS LIST 95 | PART NUMBER | REPLACED BY | GASKET SET | TUNE-UP KIT | REPAIR KIT |
|---|---------------|----------------------------|----------------------------|--------------------------|----------------------------|------------|
| 9510 CARBURETOR ASSY. — Cont'd | | | | | | |
| Notes: ‡ To follow in subsequent change, ▲ Parts list to follow in subsequent change | | | | | | |
| NOTE 1— R/b D8PZ 9510-T *CA-2026 for vehicles w/o Calif. emission and D8PZ 9510-U *CA-2056 for vehicles w/Calif. emission | | | | | | |
| D6PE-AKA | 29AK | D6PZ 9510-AK *CA-1810 | | D8PZ 9502-F *CG-459-B | D9PZ 9A586-K *CT-1261 | None |
| D6PE-ALA | 37J | D6PZ 9510-AL *CA-1811 | | D8PZ 9502-F *CG-459-B | D9PZ 9A586-L *CT-1262 | None |
| D6PE-AMA | 30AG | D6PZ 9510-AM *CA-1523-A | | D8PZ 9502-F *CG-459-B | D9PZ 9A586-N *CT-1264 | None |
| D6PE-ANA | 30AG | D6PZ 9510-AN *CA-1524-A | | D8PZ 9502-F *CG-459-B | D9PZ 9A586-N *CT-1264 | None |
| D6PE-APA | 30AG | D6PZ 9510-AP *CA-1518-A | | D8PZ 9502-F *CG-459-B | D9PZ 9A586-N *CT-1264 | None |
| D6PE-ARA | 30AF | D6PZ 9510-AR *CA-1813 | | D8PZ 9502-F *CG-459-B | D9PZ 9A586-L *CT-1262 | None |
| D6PE-ASA | 37F | D6PZ 9510-AS *CA-1814 | | D8PZ 9502-F *CG-459-B | D9PZ 9A586-M *CT-1263 | None |
| D6PE-ATA | 37B | D6PZ 9510-AT *CA-1815 | | D8PZ 9502-F *CG-459-B | D9PZ 9A586-M *CT-1263 | None |
| D6TE-DA | 33AQ | D6TZ 9510-D *CA-1412 | | D0DZ 9502-A *CG-257 | D0DZ 9A586-BA *CT-842-A | None |
| D6TE-FA | 29AK | ★ D6TZ 9510-F *CA-1409 | D6PZ 9510-AJ *CA-1809 | D8PZ 9502-F *CG-459-B | D9PZ 9A586-N *CT-1264 | None |
| D6TE-GA | 29AK | ★ D6TZ 9510-G *CA-1410 | D6PZ 9510-AJ *CA-1809 | D8PZ 9502-F *CG-459-B | D9PZ 9A586-N *CT-1264 | None |
| D6TE-GB | 29AK | ★ D6TZ 9510-G *CA-1410 | D6PZ 9510-AJ *CA-1809 | D8PZ 9502-F *CG-459-B | D9PZ 9A586-N *CT-1264 | None |
| D6TE-HA | 33AQ | D6TZ 9510-H *CA-1516 | | D0DZ 9502-A *CG-257 | D0DZ 9A586-BA *CT-842-A | None |
| D6TE-JA | 29AK | D6TZ 9510-J *CA-1457 | | D8PZ 9502-F *CG-459-B | D9PZ 9A586-S *CT-1267 | None |
| D6TE-KA | 33AQ | ★ D6TZ 9510-K *CA-1515 | D6UZ 9510-F *CA-1517 | D0DZ 9502-A *CG-257 | D0DZ 9A586-BA *CT-842-A | None |
| D6TE-MA | 29AK | D6TZ 9510-M *CA-1458 | | D8PZ 9502-F *CG-459-B | D9PZ 9A586-M *CT-1263 | None |
| D6TE-NA | 35F | ★ D6TZ 9510-N *CA-1486 | D8PZ 9510-R *CA-2025 | D8PZ 9502-C *CG-446-B | D8PZ 9A586-A *CT-1072-A | None |
| D6TE-RA | 30AG | ★ D6TZ 9510-R *CA-1523 | D6PZ 9510-AM *CA-1523-A | D8PZ 9502-F *CG-459-B | D9PZ 9A586-N *CT-1264 | None |
| D6TE-SA | 30AG | D6TZ 9510-S *CA-1518 | | D8PZ 9502-F *CG-459-B | D9PZ 9A586-N *CT-1264 | None |
| D6TE-TA | 30AG | D6TZ 9510-T *CA-1524 | | D8PZ 9502-F *CG-459-B | D9PZ 9A586-N *CT-1264 | None |
| D6TE-UA | 35F | ★ D5TZ 9510-BB *CA-1290 | D5PZ 9510-AF *CA-1490 | D8PZ 9502-C *CG-446-B | D6PZ 9A586-A *CT-1072-A | None |
| D6TE-VA | 29AK | D6TZ 9510-V *CA-1546 | | D8PZ 9502-F *CG-459-B | D9PZ 9A586-K *CT-1261 | None |
| D6TE-YA | 29AK | D6TZ 9510-Y *CA-1537 | | D8PZ 9502-F *CG-459-B | D9PZ 9A586-L *CT-1262 | None |
| D6TE-YB | 29AK | D6TZ 9510-Y *CA-1537 | | D8PZ 9502-F *CG-459-B | D9PZ 9A586-L *CT-1262 | None |
| D6TE-ZA | 33AQ | D6TZ 9510-Z *CA-1521 | | D0DZ 9502-A *CG-257 | D0DZ 9A586-BA *CT-842-A | None |
| D6UE-FA | 33AQ | D6UZ 9510-F *CA-1517 | | D0DZ 9502-A *CG-257 | D0DZ 9A586-BA *CT-842-A | None |
| D6UE-HA | 37J | D6UZ 9510-H *CA-1492 | | D8PZ 9502-F *CG-459-B | D9PZ 9A586-L *CT-1262 | None |

1973/79
TRUCK SERIES 100/500

IDENTIFICATION CHART

| IDENTIFICATION | PARTS LIST 95. | PART NUMBER | REPLACED BY | GASKET SET | TUNE-UP KIT | REPAIR KIT |
|---|----------------|----------------------------|--------------------------|--------------------------|----------------------------|------------|
| <p>9510 CARBURETOR ASSY. — Cont'd Notes: ‡ To follow in subsequent change, ▲ Parts list to follow in subsequent change NOTE 1- R/b D8PZ 9510-T *CA-2026 for vehicles w/o Calif. emission and D8PZ 9510-U *CA-2056 for vehicles w/Calif. emission</p> | | | | | | |
| D6UE-JA | 37J | ★ D6UZ 9510-J *CA-1514 | D6PZ 9510-AL *CA-1811 | D8PZ 9502-F *CG-459-B | D9PZ 9A586-L *CT-1262 | None |
| D6UE-KA | 35H | ★ D6UZ 9510-K *CA-1485 | D8PZ 9510-R *CA-2025 | D8PZ 9502-C *CG-446-B | D8PZ 9A586-A *CT-1072-A | None |
| D6UE-LA | 35H | ★ D5UZ 9510-S *CA-1305 | D5PZ 9510-AF *CA-1490 | D8PZ 9502-C *CG-446-B | D6PZ 9A586-A *CT-1072-A | None |
| D6UE-MA | 33AQ | D6UZ 9510-M *CA-1522 | | D0DZ 9502-A *CG-257 | D0DZ 9A586-B *CT-842-A | None |
| D6UE-NA | 37B | D6PZ 9510-AT *CA-1815 | | D8PZ 9502-F *CG-459-B | D9PZ 9A586-M *CT-1263 | None |
| D7PE-AAA | 29AL | D9PZ 9510-AA *CA-1973 | | D8PZ 9502-F *CA-459-B | D9PZ 9A586-N *CT-1264 | None |
| D7PE-ABA | 37L | D9PZ 9510-AB *CA-1974 | | D8PZ 9502-F *CG-459-B | D9PZ 9A586-S *CT-1267 | None |
| D7PE-ACA | 37L | D9PZ 9510-AC *CA-1590-A | | D8PZ 9502-F *CG-459-B | D9PZ 9A586-N *CT-1264 | None |
| D7PE-ADA | 37M | D9PZ 9510-AD *CA-1592-A | | D8PZ 9502-F *CG-459-B | D9PZ 9A586-V *CT-1270 | None |
| D7PE-AEA | 37L | D9PZ 9510-AE *CA-1589-A | | D8PZ 9502-F *CG-459-B | D9PZ 9A586-N *CT-1264 | None |
| D7PE-AFA | 37L | D9PZ 9510-AF *CA-1588-A | | D8PZ 9502-F *CG-459-B | D9PZ 9A586-N *CT-1264 | None |
| D7PE-AGA | 37L | D9PZ 9510-AG *CA-1975 | | D8PZ 9502-F *CG-459-B | D9PZ 9A586-S *CT-1267 | None |
| D7PE-AHA | 19G | D9PZ 9510-AH *CA-1672-A | | D8PZ 9502-F *CG-459-B | D9PZ 9A586-S *CT-1267 | None |
| D7PE-AJA | 37M | D9PZ 9510-AJ *CA-1602-A | | D8PZ 9502-F *CG-459-B | D9PZ 9A586-V *CT-1270 | None |
| D7PE-AKA | 37K | D9PZ 9510-AK *CA-1599-A | | D8PZ 9502-F *CG-459-B | D9PZ 9A586-V *CT-1270 | None |
| D7PE-ALA | 37K | D9PZ 9510-AL *CA-1976 | | D8PZ 9502-F *CG-459-B | D9PZ 9A586-L *CT-1262 | None |
| D7PE-AMA | 37K | D9PZ 9510-AM *CA-1598-A | | D8PZ 9502-F *CG-459-B | D9PZ 9A586-N *CT-1264 | None |
| D7PE-ANA | 37K | D9PZ 9510-AN *CA-1977 | | D8PZ 9502-F *CG-459-B | D9PZ 9A586-N *CT-1264 | None |
| D7PE-APA | 37K | D9PZ 9510-AP *CA-1600-A | | D8PZ 9502-F *CG-459-B | D9PZ 9A586-V *CT-1270 | None |
| D7PE-BGA | 37L | D9PZ 9510-BG *CA-1597-A | | D8PZ 9502-F *CG-459-B | D9PZ 9A586-L *CT-1262 | None |
| D7PE-BHA | 38A | D9PZ 9510-BH *CA-1611-A | | D8PZ 9502-F *CG-459-B | D9PZ 9A586-N *CT-1264 | None |
| D7PE-BJA | 37P | D9PZ 9510-BJ *CA-1930-A | | D8PZ 9502-F *CG-459-B | D9PZ 9A586-V *CT-1270 | None |
| D7PE-BKA | 37K | D9PZ 9510-BK *CA-2034 | | D8PZ 9502-F *CG-459-B | D9PZ 9A586-N *CT-1264 | None |
| D7PE-KA | 33AH | D7PZ 9510-K *CA-1728-A | | D0DZ 9502-A *CG-257 | D0DZ 9A586-B *CT-842-A | None |
| D7PE-LA | 33AG | D7PZ 9510-L *CA-1948 | | D0DZ 9502-A *CG-257 | D0DZ 9A586-B *CT-842-A | None |
| D7PE-NA | 33AX | D7PZ 9510-N *CA-1950 | | D5PZ 9502-E *CG-468 | D5PZ 9A586-F *CT-1112 | None |
| D7PE-RA | 33AX | D7PZ 9510-R *CA-1819-A | | D5PZ 9502-E *CG-468 | D5PZ 9A586-F *CT-1112 | None |
| D7PE-SA | 33AX | D7PZ 9510-S *CA-1643-A | | D5PZ 9502-E *CG-468 | D5PZ 9A586-F *CT-1112 | None |

1973/79
TRUCK SERIES 100/500

IDENTIFICATION CHART

| IDENTIFICATION | PARTS LIST 95 | PART NUMBER | REPLACED BY | GASKET SET | TUNE-UP KIT | REPAIR KIT |
|---|---------------|-------------------------------|-----------------------------|--------------------------|----------------------------|------------|
| 9510 CARBURETOR ASSY. — Cont'd | | | | | | |
| Notes: ‡ To follow in subsequent change, ▲ Parts list to follow in subsequent change | | | | | | |
| NOTE 1- R/b D8PZ 9510-T *CA-2026 for vehicles w/o Calif. emission and D8PZ 9510-U *CA-2056 for vehicles w/Calif. emission | | | | | | |
| D7PE-UA | 29AL | D9PZ 9510-U *CA-1971 | | D8PZ 9502-F *CG-459-B | D9PZ 9A586-L *CT-1262 | None |
| D7PE-YA | 29AL | D9PZ 9510-Y *CA-1583-A | | D8PZ 9502-F *CG-459-B | D9PZ 9A586-N *CT-1264 | None |
| D7PE-ZA | 29AL | D9PZ 9510-Z *CA-1972 | | D8PZ 9502-F *CG-459-B | D9PZ 9A586-N *CT-1264 | None |
| D7TE-ABA | 29AL | ★ D7TZ 9510-AB *CA-1580 | D8PZ 9510-BC *CA-2331 | D8PZ 9502-F *CG-459-B | D9PZ 9A586-V *CT-1270 | None |
| D7TE-ACA | 29AM | ★ D7TZ 9510-AC *CA-1582 | D7PZ 9510-V *CG-1582-A | D8PZ 9502-F *CG-459-B | D9PZ 9A586-V *CT-1270 | None |
| D7TE-ADA | 29AL | ★ D7TZ 9510-AD *CA-1585 | D7PZ 9510-U *CA-1971 | D8PZ 9502-F *CG-459-B | D9PZ 9A586-N *CT-1264 | None |
| D7TE-AEA | 29AL | D7TZ 9510-AE *CA-1587 | | D8PZ 9502-F *CG-459-B | D9PZ 9A586-L *CT-1262 | None |
| D7TE-AFA | 29AL | ★ D7TZ 9510-AF *CA-1584 | D7PZ 9510-AA *CA-1973 | D8PZ 9502-F *CG-459-B | D7PZ 9A586-N *CT-1264 | None |
| D7TE-AGA | 29AL | ★ D7TZ 9510-AG *CA-1586 | D7PZ 9510-Z *CA-1972 | D8PZ 9502-F *CG-459-B | D7PZ 9A586-N *CT-1264 | None |
| D7TE-AHA | 37K | ★ D7TZ 9510-AH *CA-1598 | D7PZ 9510-AM *CA-1598-A | D8PZ 9502-F *CG-459-B | D9PZ 9A586-N *CT-1264 | None |
| D7TE-AKA | 37K | ★ D7TZ 9510-AK *CA-1600 | D7PZ 9510-AP *CA-1600-A | D8PZ 9502-F *CG-459-B | D9PZ 9A586-V *CT-1270 | None |
| D7TE-ALA | 37K | ★ D7TZ 9510-AL *CA-1599 | D7PZ 9510-AK *CA-1599-A | D8PZ 9502-F *CG-459-B | D9PZ 9A586-V *CT-1270 | None |
| D7TE-AMA | 37K | ★ D7TZ 9510-AM *CA-1604 | D7TZ 9510-DB *CA-1955 | D8PZ 9502-F *CG-459-B | D9PZ 9A586-L *CT-1262 | None |
| D7TE-ANA | 37K | ★ D9PZ 9510-AN *CA-1609 | D7PZ 9510-BK *CA-2034 | D8PZ 9502-F *CG-459-B | D9PZ 9A586-L *CT-1262 | None |
| D7TE-APA | 37K | ★ D7TZ 9510-AP *CA-1603 | D7PZ 9510-AN *CA-1977 | D8PZ 9502-F *CG-459-B | D7PZ 9A586-N *CT-1264 | None |
| D7TE-ARA | 37K | ★ D7TZ 9510-AR *CA-1605 | D7PZ 9510-BK *CA-2034 | D8PZ 9502-F *CG-459-B | D7PZ 9A586-N *CT-1264 | None |
| D7TE-AUA | 38A | ★ D7TZ 9510-AU *CA-1610 | D7PZ 9510-AN *CA-1977 | D8PZ 9502-F *CG-459-B | D7PZ 9A586-L *CT-1262 | None |
| D7TE-AYA | 38A | ★ D7TZ 9510-AY *CA-1606 | D7PZ 9510-AN *CA-1977 | D8PZ 9502-F *CG-459-B | D7PZ 9A586-N *CT-1264 | None |
| D7TE-AZA | 38A | ★ D7TZ 9510-AZ *CA-1611 | D7PZ 9510-BH *CA-1611-A | D8PZ 9502-F *CG-459-B | D9PZ 9A586-N *CT-1264 | None |
| D7TE-BAA | 19G | D7TZ 9510-BA *CA-1672 | | D8PZ 9502-F *CG-459-B | D9PZ 9A586-S *CT-1267 | None |
| D7TE-BEA | 37M | D7TZ 9510-BE *CA-1602 | | D8PZ 9502-F *CG-459-B | D9PZ 9A586-V *CT-1270 | None |
| D7TE-BJA | 35J | ★ D7TZ 9510-BJ *CA-1622 | D8PZ 9510-R *CA-2025 | D8PZ 9502-C *CG-446-B | D6PZ 9A586-C *CT-1072-B | None |
| D7TE-BJC | 35J | ★ D7TZ 9510-BJC *CA-1622-A | D8PZ 9510-R *CA-2025 | D8PZ 9502-C *CG-446-B | D6PZ 9A586-B *CT-1072-B | None |
| D7TE-BLA | 35K | ★ D7TZ 9510-BL *CA-1701 | D7TZ 9510-BLB *CA-1701-A | D8PZ 9502-C *CG-446-B | D6PZ 9A586-C *CT-1072-B | None |
| D7TE-BLB | 35K | D7TZ 9510-BLB *CA-1701-A | | D8PZ 9502-C *CG-446-B | D6PZ 9A586-C *CT-1072-A | None |
| D7TE BPA | 29AL | D7TZ 9510-BP *CA-1812 | | D8PZ 9502-F *CG-459-B | D9PZ 9A586-L *CT-1262 | None |
| D7TE-BVB | 29AL | ★ D7TZ 9510-BV *CA-1737 | D7PZ 9510-AA *CA-1737 | D8PZ 9502-F *CG-459-B | D9PZ 9A586-S *CT-1267 | None |

1973/79
TRUCK SERIES 100/500

SECTION 95 15

IDENTIFICATION CHART

| IDENTIFICATION | PARTS LIST 95 | PART NUMBER | REPLACED BY | GASKET SET | TUNE-UP KIT | REPAIR KIT |
|---|---------------|----------------------------|----------------------------|--------------------------|----------------------------|------------|
| 9510 CARBURETOR ASSY. — Cont'd | | | | | | |
| Notes: ‡ To follow in subsequent change, ▲ Parts list to follow in subsequent change | | | | | | |
| NOTE 1- R/b D8PZ 9510-T *CA-2026 for vehicles w/o Calif. emission and D8PZ 9510-U *CA-2056 for vehicles w/Calif. emission | | | | | | |
| D7TE-BYA | 29AL | ★ D7TZ 9510-BY *CA-1738 | D7PZ 9510-AA *CA-1973 | D8PZ 9502-F *CG-459-B | D9PZ 9A586-N *CT-1264 | None |
| D7TE-BZA | 37P | D7TZ 9510-BZ *CA-1930 | | D8PZ 9502-F *CG-459-B | D9PZ 9A586-V *CT-1270 | None |
| D7TE-BZB | 37P | D7TZ 9510-BZ *CA-1930 | | D8PZ 9502-F *CG-459-B | D9PZ 9A586-V *CT-1270 | None |
| D7TE-CAA | 33AH | ★ D7TZ 9510-CA *CA-1728 | D7PZ 9510-K *CA-1728-A | D0DZ 9502-A *CG-257 | D0DZ 9A586-B *CT-842-A | None |
| D7TE-CBA | 33AK | ★ D7TZ 9510-CB *CA-1729 | D7PZ 9510-L *CA-1948 | D0DZ 9502-A *CG-257 | D0DZ 9A586-B *CT-842-A | None |
| D7TE-CCA | 33AG | ★ D7TZ 9510-CC *CA-1730 | D7PZ 9510-L *CA-1948 | D0DZ 9502-A *CG-257 | D0DZ 9A586-B *CT-842-A | None |
| D7TE-CDA | 33AX | ★ D7TZ 9510-CD *CA-1817 | D7PZ 9510-N *CA-1950 | D5PZ 9502-E *CG-468 | D5PZ 9A586-F *CT-1112 | None |
| D7TE-CEA | 33AX | ★ D7TZ 9510-CE *CA-1818 | D7PZ 9510-N *CA-1950 | D5PZ 9502-E *CG-468 | D5PZ 9A586-F *CT-1112 | None |
| D7TE-CFA | 33AX | ★ D7TZ 9510-CF *CA-1819 | D7PZ 9510-R *CA-1819-A | D5PZ 9502-E *CG-468 | D5PZ 9A586-F *CT-1112 | None |
| D7TE-CFB | 33AX | ★ D7TZ 9510-CF *CA-1819 | D7PZ 9510-R *CA-1819-A | D5PZ 9502-E *CG-468 | D5PZ 9A586-F *CT-1112 | None |
| D7TE-CJA | 37K | ★ D7TZ 9510-CJ *CA-1798 | D7PZ 9510-AL *CA-1976 | D8PZ 9502-F *CG-459-B | D9PZ 9A586-L *CT-1262 | None |
| D7TE-CKA | 37K | ★ D7TZ 9510-CK *CA-1799 | D7PZ 9510-AL *CA-1976 | D8PZ 9502-F *CG-459-B | D9PZ 9A586-N *CT-1264 | None |
| D7TE-CLA | 38A | ★ D7TZ 9510-CL *CA-1808 | D7PZ 9510-AL *CA-1976 | D8PZ 9502-F *CG-459-B | D9PZ 9A586-N *CT-1264 | None |
| D7TE-CSA | 35K | D7TZ 9510-CS *CA-1946 | | D8PZ 9502-C *CG-446-B | D6PZ 9A586-C *CT-1072-B | None |
| D7TE-CTA | 38B | D7TZ 9510-CT *CA-1954 | | D8PZ 9502-F *CG-459-B | D9PZ 9A586-L *CT-1262 | None |
| D7TE-CUA | 38B | D7TZ 9510-CU *CA-1953 | | D8PZ 9502-F *CG-459-B | D9PZ 9A586-L *CT-1262 | None |
| D7TE-CVA | 37N | D7TZ 9510-CV *CA-1945 | | D8PZ 9502-F *CG-459-B | D9PZ 9A586-L *CT-1262 | None |
| D7TE-CZA | 37K | D7TZ 9510-CZ *CA-1968 | | D8PZ 9502-F *CG-459-B | D9PZ 9A586-L *CT-1262 | None |
| D7TE-DAA | 37N | D7TZ 9510-DA *CA-1956 | | D8PZ 9502-F *CG-459-B | D9PZ 9A586-N *CT-1264 | None |
| D7TE-DBA | 37N | D7TZ 9510-DB *CA-1955 | | D8PZ 9502-F *CG-459-B | D9PZ 9A586-L *CT-1262 | None |
| D7TE-MA | 33AX | ★ D7TZ 9510-M *CA-1641 | D7PZ 9510-N *CA-1950 | D5PZ 9502-E *CG-468 | D5PZ 9A586-F *CT-1112 | None |
| D7TE-PA | 33AX | D7TZ 9510-P *CA-1643 | | D5PZ 9502-E *CG-468 | D5PZ 9A586-F *CT-1112 | None |
| D7TE-ZA | 29AM | ★ D7TZ 9510-Z *CA-1583 | D7PZ 9510-Y *CA-1583-A | D8PZ 9502-F *CG-459-B | D9PZ 9A586-N *CT-1264 | None |
| D7UE-AAA | 37M | ★ D7UZ 9510-AA *CA-1592 | D7PZ 9510-AD *CA-1592-A | D8PZ 9502-F *CG-459-B | D9PZ 9A586-V *CT-1270 | None |
| D7UE-ABA | 37L | ★ D7UZ 9510-AB *CA-1596 | D7PZ 9510-AB *CA-1974 | D8PZ 9502-F *CG-459-B | D9PZ 9A586-S *CT-1267 | None |
| D7UE-ACA | 37L | D7UZ 9510-AC *CA-1597 | | D8PZ 9502-F *CG-459-B | D9PZ 9A586-L *CT-1262 | None |
| D7UE-AEA | 37L | ★ D7UZ 9510-AE *CA-1595 | D7PZ 9510-AG *CA-1975 | D8PZ 9502-F *CG-459-B | D9PZ 9A586-S *CT-1267 | None |

1973/79
TRUCK SERIES 100/500

IDENTIFICATION CHART

| IDENTIFICATION | PARTS LIST 95 | PART NUMBER | REPLACED BY | GASKET SET | TUNE-UP KIT | REPAIR KIT |
|----------------|---------------|---|-----------------------------|--------------------------|----------------------------|------------|
| 9510 | | CARBURETOR ASSY. — Cont'd | | | | |
| Notes: | | ‡ To follow in subsequent change, ▲ Parts list to follow in subsequent change | | | | |
| NOTE 1- | | R/b D8PZ 9510-T *CA-2026 for vehicles w/o Calif. emission and D8PZ 9510-U *CA-2056 for vehicles w/Calif. emission | | | | |
| D7UE-AFA | 35J | ★ D7UZ 9510-AF *CA-1621 | D7UZ 9510-AFC *CA-1621-A | D8PZ 9502-C *CG-446-B | D6PZ 9A586-C *CT-1072-B | None |
| D7UE-AFC | 35J | D7UZ 9510-AFC *CA-1621-A | | D8PZ 9502-C *CG-446-B | D6PZ 9A586-C *CT-1072-B | None |
| D7UE-AGA | 35K | ★ D7UZ 9510-AG *CA-1702 | D7UZ 9510-AGB *CA-1702-A | D8PZ 9502-C *CG-446-B | D6PZ 9A586-C *CT-1072-B | None |
| D7UE-AGB | 35K | D7UZ 9510-AGB *CA-1702-A | | D8PZ 9502-C *CG-446-B | D6PZ 9A586-C *CT-1072-B | None |
| D7UE-ANA | 37L | ★ D7UZ 9510-AD *CA-1594 | D7PZ 9510-AG *CA-1975 | D8PZ 9502-F *CG-459-B | D9PZ 9A586-S *CT-1267 | None |
| D7UE-APA | 37L | ★ D7UZ 9510-AP *CA-1791 | D7PZ 9510-AG *CA-1975 | D8PZ 9502-F *CG-459-B | D9PZ 9A586-S *CT-1267 | None |
| D7UE-ARB | 37L | D7UZ 9510-AR *CA-1767 | | D8PZ 9502-F *CG-459-B | D9PZ 9A586-S *CT-1267 | None |
| D7UE-ASA | 35L | D8UZ 9510-B *CA-1902 | | D8PZ 9502-C *CG-446-B | D6PZ 9A586-C *CT-1072-B | None |
| D7UE-TA | 37L | ★ D7UZ 9510-T *CA-1589 | D7PZ 9510-AE *CA-1589-A | D8PZ 9502-F *CG-459-B | D9PZ 9A586-N *CT-1264 | None |
| D7UE-YA | 37L | ★ D7UZ 9510-Y *CA-1588 | D7PZ 9510-AF *CA-1588-A | D8PZ 9502-F *CG-459-B | D9PZ 9A586-N *CT-1264 | None |
| D7UE-ZC | 37L | D7UZ 9510-Z *CA-1590 | | D8PZ 9502-F *CG-459-B | D9PZ 9A586-N *CT-1264 | None |
| D8PE-APA | 37R | D8PZ 9510-AP *CA-2344 | | D8PZ 9502-F *CG-459-B | D9PZ 9A586-V *CT-1270 | None |
| D8PE-ATA | 37N | D8PZ 9510-AT *CA-2335 | | D8PZ 9502-F *CG-459-B | D9PZ 9A586-L *CT-1262 | None |
| D8PE-AVA | 37Q | D8PZ 9510-AV *CA-2340 | | D8PZ 9502-F *CG-459-B | D9PZ 9A586-N *CT-1264 | None |
| D8PE-AYA | 37L | D8PZ 9510-AY *CA-2345 | | D8PZ 9502-F *CG-459-B | D9PZ 9A586-S *CT-1267 | None |
| D8PE-BBA | 29AT | D8PZ 9510-BB *CA-2330 | | D8PZ 9502-F *CG-459-B | D9PZ 9A586-J *CT-1260 | None |
| D8PE-BCA | 29AT | D8PZ 9510-BC *CA-2331 | | D8PZ 9502-F *CG-459-B | D9PZ 9A586-V *CT-1270 | None |
| D8PE-CJA | 29AL | D8PZ 9510-CJ *CA-2332 | | D8PZ 9502-F *CG-459-B | D9PZ 9A586-N *CT-1264 | None |
| D8PE-CKA | 29AT | D8PZ 9510-CK *CA-2338 | | D8PZ 9502-F *CG-459-B | D9PZ 9A586-J *CT-1260 | None |
| D8PE-CLA | 37Q | D8PZ 9510-CL *CA-2339 | | D8PZ 9502-F *CG-459-B | D9PZ 9A586-S *CT-1267 | None |
| D8PE-CMA | 37Q | D8PZ 9510-CM *CA-2333 | | D8PZ 9502-F *CG-459-B | D9PZ 9A586-N *CT-1264 | None |
| D8PE-CNA | 37Q | D8PZ 9510-CN *CA-2334 | | D8PZ 9502-F *CG-459-B | D9PZ 9A586-N *CT-1264 | None |
| D8PE-CPA | 37Q | D8PZ 9510-CP *CA-2341 | | D8PZ 9502-F *CG-459-B | D9PZ 9A586-N *CT-1264 | None |
| D8PE-CRA | 37R | D8PZ 9510-CR *CA-2336 | | D8PZ 9502-F *CG-459-B | D9PZ 9A586-L *CT-1262 | None |
| D8PE-CSA | 38C | D8PZ 9510-CS *CA-2337 | | D8PZ 9502-F *CG-459-B | D9PZ 9A586-N *CT-1264 | None |
| D8PE-CTA | 37R | D8PZ 9510-CT *CA-2342 | | D8PZ 9502-F *CG-459-B | D9PZ 9A586-N *CT-1264 | None |
| D8PE-CUA | 37R | D8PZ 9510-CU *CA-2343 | | D8PZ 9502-F *CG-459-B | D9PZ 9A586-N *CT-1264 | None |
| D8PE-CVA | 37N | D8PZ 9510-CV *CA-2329 | | D8PZ 9502-F *CG-459-B | D9PZ 9A586-L *CT-1262 | None |
| D8PE-DDA | 37L | D8PZ 9510-DD *CA-2348 | | D8PZ 9502-F *CG-459-B | D9PZ 9A586-S *CT-1267 | None |
| D8PE-RA | 39D | D8PZ 9510-R *CA-2025 | | ‡ | ‡ | None |

**1973/79
TRUCK SERIES 100/500**

SECTION 95 17

IDENTIFICATION CHART

| IDENTIFICATION | PARTS LIST 95 | PART NUMBER | REPLACED BY | GASKET SET | TUNE-UP KIT | REPAIR KIT |
|----------------|---|---------------------------|--------------|--------------------------|----------------------------|------------|
| 9510 | CARBURETOR ASSY. — Cont'd | | | | | |
| Notes: | ‡ To follow in subsequent change, ▲ Parts list to follow in subsequent change | | | | | |
| NOTE 1-- | R/b D8PZ 9510-T *CA-2026 for vehicles w/o Calif. emission and D8PZ 9510-U *CA-2056 for vehicles w/Calif. emission | | | | | |
| D8PE-SA | 35J | D8PZ 9510-S *CA-2055 | | D8PZ 9502-C *CG-446-B | D8PZ 9A586-E *CT-1072-C | None |
| D8PE-TA | 39D | D8PZ 9510-T *CA-2026 | | ‡ | ‡ | None |
| D8PE-UA | 35C | ★ D8PZ 9510-U *CA-2056 | Not replaced | D8PZ 9502-C *CG-446-B | D3AZ 9A586-A *CT-226-B | None |
| D8PE-VA | 35D | D8PZ 9510-V *CA-2027 | | D8PZ 9502-C *CG-446-B | D3AZ 9A586-A *CT-226-B | None |
| D8PE-YA | 39D | D8PZ 9510-Y *CA-2057 | | ‡ | ‡ | None |
| D8TE-AAA | 33AZ | D8TZ 9510-AA *CA-1905 | | D8PZ 9502-D *CG-532 | D8PZ 9A586-H *CT-1194 | None |
| D8TE-AKA | 35M | D8TZ 9510-AK *CA-1879 | | D8PZ 9502-C *CG-446-B | D8PZ 9A586-E *CT-1072-C | None |
| D8TE-AMA | 35M | D8TZ 9510-AM *CA-1901 | | D8PZ 9502-C *CG-446-B | D8PZ 9A586-E *CT-1072-C | None |
| D8TE-ARA | 37R | D8TZ 9510-AR *CA-1937 | | D8PZ 9502-F *CG-459-B | D9PZ 9A586-N *CT-1264 | None |
| D8TE-ATA | 37S | D8TZ 9510-AT *CA-1869 | | D8PZ 9502-F *CG-459-B | D9PZ 9A586-V *CT-1270 | None |
| D8TE-BA | 38C | D8TZ 9510-B *CA-1854 | | D8PZ 9502-F *CG-459-B | D9PZ 9A586-V *CT-1270 | None |
| D8TE-BEA | 38C | D8TZ 9510-BE *CA-1961 | | D8PZ 9502-F *CG-459-B | D9PZ 9A586-N *CT-1264 | None |
| D8TE-BJA | 37R | D8TZ 9510-E *CA-1857 | | D8PZ 9502-F *CG-459-B | D9PZ 9A586-N *CT-1264 | None |
| D8TE-BLA | 37R | D8TZ 9510-BL *CA-1960 | | D8PZ 9502-F *CG-459-B | D9PZ 9A586-L *CT-1262 | None |
| D8TE-BNA | 29AT | D8TZ 9510-BN *CA-1917 | | D8PZ 9502-F *CG-459-B | D9PZ 9A586-J *CT-1260 | None |
| D8TE-BUA | 33AY | D8TZ 9510-BU *CA-1909 | | D8PZ 9502-D *CG-532 | D8PZ 9A586-H *CT-1194 | None |
| D8TE-BUB | 33BB | D8TZ 9510-BUB *CA-2198 | | D8PZ 9502-D *CG-532 | D8PZ 9A586-H *CT-1194 | None |
| D8TE-BVA | 33AY | D8TZ 9510-BV *CA-1907 | | D8PZ 9502-D *CG-532 | D8PZ 9A586-H *CT-1194 | None |
| D8TE-BWA | 33AY | D8TZ 9510-BW *CA-1908 | | D8PZ 9502-D *CG-532 | D8PZ 9A586-H *CT-1194 | None |
| D8TE-CCA | 29AT | D8TZ 9510-CC *CA-1959 | | D8PZ 9502-F *CG-459-B | D9PZ 9A586-J *CT-1260 | None |
| D8TE-CGA | 29AU | D8TZ 9510-CG *CA-1871 | | D8PZ 9502-F *CG-459-B | D9PZ 9A586-N *CT-1264 | None |
| D8TE-CHA | 29AU | D8TZ 9510-CH *CA-1872 | | D8PZ 9502-F *CG-459-B | D9PZ 9A586-V *CT-1270 | None |
| D8TE-CKB | 33AY | D8TZ 9510-CK *CA-1911 | | D8PZ 9502-D *CG-532 | D8PZ 9A586-H *CT-1194 | None |
| D8TE-CLA | 29AT | D8TZ 9510-CL *CA-2058 | | D8PZ 9502-F *CG-459-B | D9PZ 9A586-V *CT-1270 | None |
| D8TE-CNA | 33AY | D8UZ 9510-T *CA-1912 | | D8PZ 9502-D *CG-532 | D8PZ 9A586-H *CT-1194 | None |
| D8TE-CPA | 29AV | D8TZ 9510-F *CA-1858 | | D8PZ 9502-F *CG-459-B | D9PZ 9A586-L *CT-1262 | None |
| D8TE-CRA | 37R | D8TZ 9510-L *CA-1860 | | D8PZ 9502-F *CG-459-B | D9PZ 9A586-V *CT-1270 | None |
| D8TE-CTA | 37R | D8TZ 9510-CT *CA-2002 | | D8PZ 9502-F *CG-459-B | D9PZ 9A586-N *CT-1264 | None |

APRIL, 1980

COPYRIGHT © 1980—

FORD MOTOR

—DEARBORN, MICHIGAN

COMPANY

CHANGE 1

1973/79
TRUCK SERIES 100/500

IDENTIFICATION CHART

| IDENTIFICATION | PARTS LIST 95. | PART NUMBER | REPLACED BY | GASKET SET | TUNE-UP KIT | REPAIR KIT |
|---|----------------|----------------------------|--------------------------|--------------------------|----------------------------|------------|
| 9510 CARBURETOR ASSY. — Cont'd | | | | | | |
| Notes: ‡ To follow in subsequent change, ▲ Parts list to follow in subsequent change | | | | | | |
| NOTE 1— R/b D8PZ 9510-T *CA-2026 for vehicles w/o Calif. emission and D8PZ 9510-U *CA-2056 for vehicles w/Calif. emission | | | | | | |
| D8TE-DA | 37R | D8TZ 9510-D *CA-1856 | | D8PZ 9502-F *CG-459-B | D9PZ 9A586-N *CT-1264 | None |
| D8TE-DBA | 37R | D8TZ 9510-DB *CA-2050 | | D8PZ 9502-F *CG-459-B | D9PZ 9A586-N *CT-1264 | None |
| D8TE-GA | 29AT | D8TZ 9510-G *CA-1859 | | D8PZ 9502-F *CG-459-B | D9PZ 9A586-J *CT-1260 | None |
| D8UE-AA | 35M | D8UZ 9510-A *CA-1877 | | D8PZ 9502-C *CG-446-B | D8PZ 9A586-E *CT-1072-C | None |
| D8UE-AAA | 33AY | D8UZ 9510-AA *CA-1962 | | D8PZ 9502-D *CG-532 | D8PZ 9A586-H *CT-1194 | None |
| D8UE-CA | 35M | D8UZ 9510-C *CA-1903 | | D8PZ 9502-C *CG-446-B | D8PZ 9A586-E *CT-1072-C | None |
| D8UE-DA | 37Q | D8UZ 9510-D *CA-1873 | | D8PZ 9502-F *CG-459-B | D9PZ 9A586-N *CT-1264 | None |
| D8UE-GA | 37Q | D8UZ 9510-G *CA-1874 | | D8PZ 9502-F *CG-459-B | D9PZ 9A586-N *CT-1264 | None |
| D8UE-HA | 37Q | D8UZ 9510-H *CA-1918 | | D8PZ 9502-F *CG-459-B | D9PZ 9A586-N *CT-1264 | None |
| D8UE-KA | 37Q | D8UZ 9510-K *CA-1875 | | D8PZ 9502-F *CG-459-B | D9PZ 9A586-N *CT-1264 | None |
| D8UE-MA | 37Q | D8UZ 9510-M *CA-1876 | | D8PZ 9502-F *CG-459-B | D9PZ 9A586-N *CT-1264 | None |
| D8UE-MB | 37Q | D8UZ 9510-M *CA-1876 | | D8PZ 9502-F *CG-459-B | D9PZ 9A586-N *CT-1264 | None |
| D8UE-SA | 37Q | D8UZ 9510-S *CA-1888 | | D8PZ 9502-F *CG-459-B | D9PZ 9A586-S *CT-1267 | None |
| D8UE-ZA | 33AY | ★ D8UZ 9510-Z *CA-1913 | D8UZ 9510-ZB *CA-2175 | D8PZ 9502-D *CG-532 | D8PZ 9A586-H *CT-1194 | None |
| D8UE-ZB | 33AY | D8UZ 9510-ZB *CA-2175 | | D8PZ 9502-D *CG-532 | D8PZ 9A586-H *CT-1194 | None |
| D9TE-AEA | 39A | D9TZ 9510-AE *CA-2060 | | D9PZ 9502-D *CG-597 | D9PZ 9A586-Z *CT-1274 | None |
| D9TE-AGA | 39C | D9TZ 9510-AG *CA-2061 | | D9PZ 9502-D *CG-597 | D9PZ 9A586-AA *CT-1275 | None |
| D9TE-ALB | 37X | D9TZ 9510-AL *CA-2132 | | D8PZ 9502-F *CG-459-B | D9PZ 9A586-V *CT-1270 | None |
| D9TE-AMB | 37X | D9TZ 9510-AM *CA-2133 | | D8PZ 9502-F *CG-459-B | D9PZ 9A586-V *CT-1270 | None |
| D9TE-BAB | 38E | D9TZ 9510-BA *CA-2147 | | D8PZ 9502-F *CG-459-B | D9PZ 9A586-M *CT-1263 | None |
| D9TE-BJB | 37W | D9TZ 9510-BJ *CA-2144 | | D8PZ 9502-F *CG-459-B | D9PZ 9A586-J *CT-1260 | None |
| D9TE-BKA | 39B | D9TZ 9510-BK *CA-2176 | | D9PZ 9502-D *CG-597 | D9PZ 9A586-AA *CT-1275 | None |
| D9TE-BNB | 37W | D9TZ 9510-BN *CA-2174 | | D8PZ 9502-F *CG-459-B | D9PZ 9A586-J *CT-1260 | None |
| D9TE-BPB | 37X | ★ D9TZ 9510-BP *CA-2189 | D9TZ 9510-DF *CA-2236 | D8PZ 9502-F *CG-459-B | D9PZ 9A586-N *CT-1264 | None |
| D9TE-BRB | 37X | D9TZ 9510-BR *CA-2190 | | D8PZ 9502-F *CG-459-B | D9PZ 9A586-N *CT-1264 | None |
| D9TE-BSB | 29AW | D9TZ 9510-BS *CA-2157 | | D8PZ 9502-F *CG-459-B | D9PZ 9A586-F *CT-1257 | None |
| D9TE-BTB | 29AW | D9TZ 9510-BT *CA-2143 | | D8PZ 9502-F *CG-459-B | D9PZ 9A586-G *CT-1258 | None |
| D9TE-BUB | 29AX | ★ D9TZ 9510-BU *CA-2140 | D9TZ 9510-DR *CA-2281 | D8PZ 9502-F *CG-459-B | D9PZ 9A586-J *CT-1260 | None |

1973/79
TRUCK SERIES 100/500

IDENTIFICATION CHART

| IDENTIFICATION | PARTS LIST 95 | PART NUMBER | REPLACED BY | GASKET SET | TUNE-UP KIT | REPAIR KIT |
|---|---------------|--------------------------|-------------|--------------------------|--------------------------|------------|
| 9510 CARBURETOR ASSY. — Cont'd | | | | | | |
| Notes: NOTE 1- ‡ To follow in subsequent change, ▲ Parts list to follow in subsequent change R/b D8PZ 9510-T *CA-2026 for vehicles w/o Calif. emission and D8PZ 9510-U *CA-2056 for vehicles w/Calif. emission | | | | | | |
| D9TE-CA | 33BA | D9TZ 9510-C *CA-2039 | | D8PZ 9502-D *CG-532 | D8PZ 9A586-H *CT-1194 | None |
| D9TE-CPA | 37X | D9TZ 9510-CP *CA-2235 | | D8PZ 9502-F *CG-459-B | D9PZ 9A586-V *CT-1270 | None |
| D9TE-CRA | 29AW | D9TZ 9510-CR *CA-2233 | | D8PZ 9502-F *CG-459-B | D9PZ 9A586-G *CT-1258 | None |
| D9TE-CSA | 29AX | D9TZ 9510-CS *CA-2191 | | D8PZ 9502-F *CG-459-B | D9PZ 9A586-S *CT-1267 | None |
| D9TE-CTA | 29AW | D9TZ 9510-CT *CA-2192 | | D8PZ 9502-F *CG-459-B | D9PZ 9A586-N *CT-1264 | None |
| D9TE-DCB | 29AW | D9TZ 9510-DC *CA-2204 | | D8PZ 9502-F *CG-459-B | D9PZ 9A586-N *CT-1264 | None |
| D9TE-DFB | 37X | D9TZ 9510-DF *CA-2236 | | D8PZ 9502-F *CG-459-B | D9PZ 9A586-N *CT-1264 | None |
| D9TE-DGB | 37X | D9TZ 9510-DG *CA-2237 | | D8PZ 9502-F *CG-459-B | D9PZ 9A586-N *CT-1264 | None |
| D9TE-DHB | 29AW | D9TZ 9510-DH *CA-2261 | | D8PZ 9502-F *CG-459-B | D9PZ 9A586-F *CT-1257 | None |
| D9TE-DJA | 38E | D9TZ 9510-DJ *CA-2244 | | D8PZ 9502-F *CG-459-B | D9PZ 9A586-K *CT-1261 | None |
| D9TE-DKA | 38E | D9TZ 9510-DK *CA-2245 | | D8PZ 9502-F *CG-459-B | D9PZ 9A586-K *CT-1261 | None |
| D9TE-DNA | 37W | D9TZ 9510-BG *CA-2136 | | D8PZ 9502-F *CG-459-B | D9PZ 9A586-K *CT-1261 | None |
| D9TE-DPA | 37X | D9TZ 9510-BH *CA-2137 | | D8PZ 9502-F *CG-459-B | D9PZ 9A586-K *CT-1261 | None |
| D9TE-DRB | 29AX | D9TZ 9510-DR *CA-2281 | | D8PZ 9502-F *CG-459-B | D9PZ 9A586-J *CT-1260 | None |
| D9TE-DTA | 38D | D9TZ 9510-DT *CA-2242 | | D8PZ 9502-F *CG-459-B | D9PZ 9A586-K *CT-1261 | None |
| D9TE-DUA | 38D | D9TZ 9510-DU *CA-2243 | | D8PZ 9502-F *CG-459-B | D9PZ 9A586-K *CT-1261 | None |
| D9TE-DVA | 37X | D9TZ 9510-DV *CA-2234 | | D8PZ 9502-F *CG-459-B | D9PZ 9A586-V *CT-1270 | None |
| D9TE-EDA | 37Z | D9TZ 9510-ED *CA-2509 | | D8PZ 9502-F *CG-459-B | D9PZ 9A586-K *CT-1261 | None |
| D9TE-KA | 33BA | D9TZ 9510-K *CA-2042 | | D8PZ 9502-D *CG-532 | D8PZ 9A586-H *CT-1194 | None |
| D9TE-LA | 33BA | D9TZ 9510-L *CA-2043 | | D8PZ 9502-D *CG-532 | D8PZ 9A586-H *CT-1194 | None |
| D9TE-MA | 33BA | D9TZ 9510-M *CA-2044 | | D8PZ 9502-D *CG-532 | D8PZ 9A586-H *CT-1194 | None |
| D9TE-NA | 33BA | D9TZ 9510-N *CA-2045 | | D8PZ 9502-D *CG-532 | D8PZ 9A586-H *CT-1194 | None |
| D9TE-VA | 33BA | D9TZ 9510-V *CA-2040 | | D8PZ 9502-D *CG-532 | D8PZ 9A586-H *CT-1194 | None |
| D9TE-ZB | 33BA | D9TZ 9510-Z *CA-2114 | | D8PZ 9502-D *CG-532 | D8PZ 9A586-H *CT-1194 | None |
| D9UE-DB | 37T | D9UZ 9510-D *CA-2141 | | D8PZ 9502-F *CG-459-B | D9PZ 9A586-N *CT-1264 | None |
| D9UE-EB | 37U | D9UZ 9510-E *CA-2142 | | D8PZ 9502-F *CG-459-B | D9PZ 9A586-H *CT-1259 | None |
| D9UE-FA | 33BA | D9UZ 9510-F *CA-2177 | | D8PZ 9502-D *CG-532 | D8PZ 9A586-H *CT-1194 | None |

1973/79 TRUCK SERIES 100/500

HOW TO FIND CARBURETORS

To select the correct carburetor the following information must be known and utilized—

- Year
- Truck line (F100, E350, U150, etc.)
- Engine (6 cyl. 4.9L–300 C.I.D., 8 cyl. 5.8L–351 C.I.D., etc.)
- Transmission (manual, automatic, etc.)
- Other factors (California, hi–altitude, etc.)
- In some cases, more than one service carburetor may be specified in the catalog based on the above information. In these cases the identification part number shown on the carburetor is also required.

For example:

If a carburetor is required for a 1977 E100 with an 8 cylinder 5.8L (351W C.I.D.) engine, automatic transmission, used in Canada and 49 states (except California)—

- Refer to 8 cyl. 5.8L (351)
- Read down to find "1977 E100 -- A/T–exc. Calif. 8 (cyl.) 351W (C.I.D.)".

The service part numbers listed for this application are D7UZ 9510–Y and D7PZ 9510–AF. Therefore, to select the correct service part number, the identification part number shown on the carburetor taken from the vehicle, must be used.

APPLICATION CHART

| YEAR | MODEL | ENGINE | | TYPE | IDENTIFICATION | ILLUS. SEC. 95 PAGE | NOTES | PART NUMBER | REPLACED BY | PARTS LIST 95. |
|--|-----------------|--------------------------------|--------------------|------|----------------|------------------------------|-------|--------------------------|--------------------------|----------------------|
| | | C Y L. | C.I.D. (C.C.D.) | | | | | | | |
| 9510 CARBURETOR ASSY. — Cont'd | | | | | | | | | | |
| Refer to page 20 for carburetor application instructions | | | | | | | | | | |
| 6 CYLINDER 3.9L (240 C.I.D.) ENGINE | | | | | | | | | | |
| NOTE 1— | | Incl. (1) C7AZ 9J500–B limiter | | | | | | | | |
| NOTE 13— | | Incl. mounting gasket | | | | | | | | |
| 73 | F100 -- M/T | 6 | 240 | C-1 | D3TF-JA | 1 | 13 | D3TZ 9510-J *CA-1006 | D3PZ 9510-AN *CA-1426 | 33A |
| 73 | F100 -- C4 | 6 | 240 | C-1 | D3TF-KA | 1 | 13 | D3TZ 9510-K *CA-1007 | D3PZ 9510-AN *CA-1426 | 33B |
| 73/77 | F100 | 6 | 240 | C-1 | D5PE-ANA | 1 | 1,13 | D3PZ 9510-AN *CA-1426 | | 33S |
| 73 | E100/200 -- M/T | 6 | 240 | C-1 | D3UF-HA | 1 | 13 | D3UZ 9510-H *CA-1016 | D4PZ 9510-AH *CA-1427 | 33C |
| 73 | E100/200 -- C4 | 6 | 240 | C-1 | D3UF-LA | 1 | 13 | D3UZ 9510-P *CA-1041 | D4PZ 9510-AH *CA-1427 | 33D |
| 73 | E300(82) -- M/T | 6 | 240 | C-1 | D3UF-NA | 1 | 13 | D3UZ 9510-N *CA-1040 | D4PZ 9510-AH *CA-1427 | 33H |

1973/79
TRUCK SERIES 100/500

SECTION 95 23

APPLICATION CHART

| YEAR | MODEL | ENGINE | | TYPE | IDENTIFICATION | ILLUS. SEC. 95 PAGE | NOTES | PART NUMBER | REPLACED BY | PARTS LIST 95. |
|--|---|--------------|--------------------|------|----------------|------------------------------|-------|---------------------------|-----------------------------|----------------------|
| | | C Y L. | C.I.D. (C.C.D.) | | | | | | | |
| 9510 CARBURETOR ASSY. — Cont'd | | | | | | | | | | |
| Refer to page 20 for carburetor application instructions | | | | | | | | | | |
| 6 CYLINDER 4.9L (300 C.I.D.) ENGINE | | | | | | | | | | |
| NOTE 1— Incl. C7AZ 9J500-B limiter | | | | | | | | | | |
| NOTE 13 — Incl. mounting gasket | | | | | | | | | | |
| ▲ Parts list to follow in subsequent change | | | | | | | | | | |
| 74 | P350/500 | 6 | 300 | C-1 | D4TE-AGA | 2 | 13 | D4TZ 9510-AG *CA-1145 | D3PZ 9510-AL *CA-1423 | 33Y |
| 75 | P350/500 -- C/M-exc. Calif. emission | 6 | 300 | | | | | | | |
| 74 | E100/200 -- M/T | 6 | 300 | C-1 | D4UE-KA | 1 | 13 | D4UZ 9510-K *CA-1113 | D4PZ 9510-AG *CA-1428 | 33Z |
| 74 | P350/500 -- M/T | 6 | 300 | C-1 | D4TE-AUA | 2 | 13 | D4TZ 9510-AU *CA-1198 | D3PZ 9510-AL *CA-1423 | 33AA |
| 75 | P350/500 -- M/T-exc. Calif. emission | 6 | 300 | | | | | | | |
| 74 | E100/200 -- M/T | 6 | 300 | C-1 | D4UE-KB | 1 | 13 | D4UZ 9510-KB *CA-1197 | D4PZ 9510-AG *CA-1428 | 33AB |
| 74 | E200/300 -- M/T | 6 | 300 | C-1 | D4PE-AGA | 1 | 1,13 | D4PZ 9510-AG *CA-1428 | | 33AB |
| 74 | E300(89) | 6 | 300 | C-1 | D4UE-RA | 1 | 13 | D4UZ 9510-RA *CA-1199 | D3PZ 9510-AK *CA-1420 | 33AC |
| 74 | E300(89), F250/350 -- M/T | 6 | 300 | C-1 | D4TE-AVA | 1 | 13 | D4TZ 9510-AV *CA-1206 | D5TZ 9510-ANA *CA-1276-A | 33AD |
| 75 | F150/350 -- M/T- "Before Ser. W00,001" | 6 | 300 | | | | | | | |
| 75 | F100 -- C4-exc. Calif. emission | 6 | 300 | C-1 | D5TE-ADA,ADB | 1 | 13 | D5TZ 9510-AD *CA-1267 | D5PZ 9510-AV *CA-1449 | 33AE |
| 75 | F100 -- C4-Calif. emission | 6 | 300 | C-1 | D5TE-AKA,AKB | 1 | 13 | D5TZ 9510-AK *CA-1273 | D5PZ 9510-AV *CA-1449 | 33AL |
| 75 | E150/350 -- C4,C6, exc. Calif. emission | 6 | 300 | C-1 | D5TE-AMA | 1 | 13 | D5TZ 9510-AM *CA-1275 | D5TZ 9510-ANA *CA-1276-A | 33AN |
| 75 | F150/350 -- A/T-exc. Calif. emission- "From Ser. W00,001" | 6 | 300 | | | | | | | |
| 75 | E150/350 -- Calif. emission | 6 | 300 | C-1 | D5TE-AGA,AGB | 1 | 13 | D5TZ 9510-AG *CA-1270 | | 33AH |
| 75 | F150/350 -- Calif. emission-"From Ser. W00,001" | 6 | 300 | | | | | | | |
| 76/77 | E150/350- "Before Ser X80,001" | 6 | 300 | | | | | | | |
| 76/77 | F150/350- "Before Ser. X80,001" | 6 | 300 | | | | | | | |
| 77/78 | E150/350 -- exc. Calif. emission - "From Ser. 080,000" | 6 | 300 | | | | | | | |
| 77/78 | F150/350 -- exc. Calif. emission - "From Ser. 080,000" | 6 | 300 | | | | | | | |
| 79 | E-F150/350 -- Canada | 6 | 300 | | | | | | | |
| 77 | E150/350 - Calif. emission "From Ser. X80,001" | 6 | 300 | C-1 | D7TE-CAA | 1 | 13 | D7TZ 9510-CA *CA-1728 | D7PZ 9510-K *CA-1728-A | 33AH |
| 77 | F150/350 - Calif. emission "From Ser. X80,001" | 6 | 300 | | | | | | | |
| 77 | E-F150/350 -- Calif. emission- "From Ser. X80,001" | 6 | 300 | C-1 | D7PE-KA | | 1,13 | D7PZ 9510-K *CA-1728-A | | 33AH |

APRIL, 1980

COPYRIGHT © 1980—

FORD MOTOR
COMPANY

—DEARBORN, MICHIGAN

CHANGE 1

1973/79
TRUCK SERIES 100/500

APPLICATION CHART

| YEAR | MODEL | ENGINE | | TYPE | IDENTIFICATION | ILLUS. SEC. 95 PAGE | NOTES | PART NUMBER | REPLACED BY | PARTS LIST 95. |
|--|---|--------------|--------------------|------|----------------|------------------------------|-------|-----------------------------|-----------------------------|----------------------|
| | | C Y L. | C.I.D. (C.C.D.) | | | | | | | |
| 9510 CARBURETOR ASSY. — Cont'd | | | | | | | | | | |
| Refer to page 20 for carburetor application instructions | | | | | | | | | | |
| 6 CYLINDER 4.9L (300 C.I.D.) ENGINE | | | | | | | | | | |
| NOTE 1— Incl. C7AZ 9J500-B limiter | | | | | | | | | | |
| NOTE 13 — Incl. mounting gasket | | | | | | | | | | |
| 75 | E150/250 — — M/T— exc. Calif. emission | 6 | 300 | C-1 | D5TE-ANA | 1 | 13 | D5TZ 9510-AN *CA-1276 | D5TZ 9510-ANA *CA-1276-A | 33AP |
| 75 | F150/350 — — M/T—exc. Calif. emission "From Ser. W00,001" | 6 | 300 | | | | | | | |
| 75 | E150/350 — — exc. Calif. emission | 6 | 300 | C-1 | D5TE-ANA | 1 | 1 | D5TZ 9510-ANA *CA-1276-A | | 33AP |
| 75 | F150/350 — — exc. Calif. emission | 6 | 300 | | | | | | | |
| 75 | E150/250 — — M/T— Calif. emission | 6 | 300 | C-1 | D5TE-AHA | 1 | 13 | D5TZ 9510-AH *CA-1271 | D5TZ 9510-AG *CA-1270 | 33AJ |
| 75 | F150/350 — — M/T—Calif. emission—"From Ser. W00,001" | 6 | 300 | | | | | | | |
| 75/76 | F100 — — M/T—exc. Calif. emission— "Before Ser. A50,000" | 6 | 300 | C-1 | D5TE-APA,APB | 1 | 13 | D5TZ 9510-AP *CA-1277 | D5PZ 9510-AV *CA-1449 | 33AF |
| 76 | F100 — — M/T exc. Calif. emission— "From Ser. A50,000" | 6 | 300 | C-1 | D6UE-FA | 1 | 13 | D6UZ 9510-F *CA-1517 | | 33AQ |
| 76 | E100 — — M/T exc. Calif. emission— "From Ser. A50,000" | 6 | 300 | | | | | | | |
| 75 | B-F500 — — Calif. emission | 6 | 300 | C-1 | D5TE-AJA,AJB | 2 | 13 | D5TZ 9510-AJ *CA-1272 | | 33AK |
| 76/77 | B-500— "Before Ser. X80,001" | 6 | 300 | | | | | | | |
| 77 | B-F500 — — exc. Calif. emission "From Ser. 080,001" | 6 | 300 | | | | | | | |
| 77 | B-F500 — — Calif. emission— "From Ser. X80,001" | 6 | 300 | C-1 | D7TE-CBA | 2 | 13 | D7TZ 9510-CB *CA-1729 | D7PZ 9510-L *CA-1948 | 33AK |
| 77 | B-F-P500 — — Calif. emission—"From Ser. X80,001" | 6 | 300 | C-1 | D7PE-LA | | 1,13 | D7PZ 9510-L *CA-1948 | | 33AG |
| 75 | P350/500 — — M/T—Calif. emission | 6 | 300 | C-1 | D5TE-AEA | 2 | 13 | D5TZ 9510-AE *CA-1268 | D5TZ 9510-AJ *CA-1272 | 33AQ |
| 75 | P350/500 — — —Calif. emission | 6 | 300 | C-1 | D5TE-AFA, AFB | 2 | 13 | D5TZ 9510-AF *CA-1269 | D5TZ 9510-AJ *CA-1272 | 33AG |
| 76/77 | P350/500— "Before Ser. X80,001" | 6 | 300 | | | | | | | |
| 77 | P500 — — exc. Calif. emission "From Ser. 080,001" | 6 | 300 | | | | | | | |
| 77 | P500 — — Calif emission— "From Ser. X80,001" | 6 | 300 | C-1 | D7TE-CCA | 2 | 13 | D7TZ 9510-CC *CA-1730 | D7PZ 9510-L *CA-1948 | 33AG |
| 75 | F100 — — 2/W/D—M/T— Calif. emission | 6 | 300 | C-1 | D5TE-ALA,ALB | 1 | 13 | D5TZ 9510-AL *CA-1274 | D5PZ 9510-AV *CA-1449 | 33AM |
| 75 | E100 — — M/T— Calif. emission | 6 | 300 | | | | | | | |

1973/79
TRUCK SERIES 100/500

APPLICATION CHART

| YEAR | MODEL | ENGINE | | TYPE | IDENTIFICATION | ILLUS. SEC. 95 PAGE | NOTES | PART NUMBER | REPLACED BY | PARTS LIST 95. |
|--|--|--------------|--------------------|------|----------------|------------------------------|-------|---------------------------|---------------------------|----------------------|
| | | C Y L. | C.I.D. (C.C.D.) | | | | | | | |
| 9510 CARBURETOR ASSY. — Cont'd | | | | | | | | | | |
| Refer to page 20 for carburetor application instructions | | | | | | | | | | |
| 6 CYLINDER 4.9L (300 C.I.D.) ENGINE | | | | | | | | | | |
| NOTE 1— Incl. C7AZ 9J500-B limiter | | | | | | | | | | |
| NOTE 13 — Incl. mounting gasket | | | | | | | | | | |
| 75/76 | F100 -- M/T-Canada "Before Ser. A75,000" | 6 | 300 | C-1 | D5TE-CAA,CAB | 1 | 13 | D5TZ 9510-CA *CA-1397 | | 33AQ |
| 76/78 | F100 -- M/T-Canada "From Ser. A75,000" | 6 | 300 | C-1 | D6TE-ZA | 1 | 13 | D6TZ 9510-Z *CA-1521 | | 33AQ |
| 76 | F100 -- C/4 exc. Calif. emission- "Before Ser. A50,000" | 6 | 300 | C-1 | D5TE-CBA,CBB | 1 | 13 | D6TZ 9510-CB *CA-1462 | | 33AQ |
| 76 | F100 -- C/4 exc. Calif. emission- "From Ser. A50,000" | 6 | 300 | C-1 | D6TE-KA | 1 | 13 | D6TZ 9510-K *CA-1515 | D6UZ 9510-F *CA-1517 | 33A0 |
| 76 | E100 -- C/4 exc. Calif. emission- "From Ser. A50,000" | 6 | 300 | | | | | | | |
| 75 | E100 -- C4- Calif. emission | 6 | 300 | C-1 | D5UE-HA,HB | 1 | 13 | D5UZ 9510-H *CA-1281 | | 33AR |
| 75 | E100/250 -- M/T- Calif. emission | 6 | 300 | C-1 | D5UE-GA,GB | 1 | 13 | D5UZ 9510-G *CA-1280 | | 33AS |
| 75/76 | E100 -- M/T-with 3.50/3.70 axles-exc. Calif. emission "Before Ser. A50,000" | 6 | 300 | C-1 | D5UE-EA,EB | 1 | 13 | D5UZ 9510-E *CA-1278 | D5PZ 9510-AV *CA-1449 | 33AT |
| 75/76 | E100 -- C4-exc. Calif. emission- "Before Ser. A50,000" | 6 | 300 | C-1 | D5UE-FA,FB | 1 | 13 | D5UZ 9510-F *CA-1279 | D5PZ 9510-AV *CA-1449 | 33AU |
| 75/76 | E100 -- M/T-with 4.11 axle-exc. Calif. emission | 6 | 300 | C-1 | D5UE-RA,RB | 1 | 13 | D5UZ 9510-R *CA-1296 | D5PZ 9510-AV *CA-1449 | 33AV |
| 75 | E-F100 | 6 | 300 | C-1 | D5PE-AVA | 1 | 1 | D5PZ 9510-AV *CA-1449 | | 33AF |
| 75/76 | E100 -- M/T Canada- "Before Ser. A75,000" | 6 | 300 | C-1 | D5UE-AAA,AAB | 1 | 13 | D5UZ 9510-AA *CA-1399 | | 33AQ |
| 76/78 | E100 -- M/T-Canada "From Ser. A75,000" | 6 | 300 | C-1 | D6UE-MA | 1 | 13 | D6UZ 9510-M *CA-1522 | | 33AQ |
| 76 | F100 -- M/T Calif. emission | 6 | 300 | C-1 | D6TE-DA | 1 | 13 | D6TZ 9510-D *CA-1412 | | 33AQ |
| 76 | E100 -- Calif. emission | 6 | 300 | | | | | | | |
| 76/77 | E100 -- A/T-Canada | 6 | 300 | C-1 | D6TE-HA | 1 | 13 | D6TZ 9510-H *CA-1516 | | 33AQ |
| 76/77 | F100 -- A/T-Canada | 6 | 300 | | | | | | | |
| 77 | E-F100 -- M/T-Calif. emission - "Before Ser. Y20,001" | 6 | 300 | C-1 | D7TE-PA | 1 | 13 | D7TZ 9510-P *CA-1643 | | 33AX |
| 77 | E-F100 -- Calif. emission- "Before Ser. Y20,001" | 6 | 300 | C-1 | D7PE-SA | 1 | 1,13 | D7PZ 9510-S *CA-1643-A | | 33AX |
| 77 | E-F100 -- M/T-Calif. emission- "From Ser. Y20,001" | 6 | 300 | C-1 | D7TE-CFA,CFB | 1 | 13 | D7TZ 9510-CF *CA-1819 | D7PZ 9510-R *CA-1819-A | 33AX |

1973/79
TRUCK SERIES 100/500

APPLICATION CHART

| YEAR | MODEL | ENGINE | | TYPE | IDENTIFICATION | ILLUS. SEC. 95 PAGE | NOTES | PART NUMBER | REPLACED BY | PARTS LIST 95. |
|--|--|--------------|--------------------|------|----------------|------------------------------|-------|---------------------------|--------------------------|----------------------|
| | | C Y L. | C.I.D. (C.C.D.) | | | | | | | |
| 9510 CARBURETOR ASSY. — Cont'd | | | | | | | | | | |
| Refer to page 20 for carburetor application instructions | | | | | | | | | | |
| 6 CYLINDER 4.9L (300 C.I.D.) ENGINE | | | | | | | | | | |
| NOTE 1— Incl. C7AZ 9J500-B limiter | | | | | | | | | | |
| NOTE 13 — Incl. mounting gasket | | | | | | | | | | |
| 77 | E-F100 -- Calif. emission— "From Ser. Y20,001" | 6 | 300 | C-1 | D7PE-RA | | 1,13 | D7PZ 9510-R *CA-1819-A | | 33AX |
| 77 | E-F100 -- exc. Calif. emission -- "Before Ser. Y20,001" | 6 | 300 | C-1 | D7TE-MA | 1 | 13 | D7TZ 9510-M *CA-1641 | D7PZ 9510-N *CA-1950 | 33AX |
| 77 | E-F100 -- M/T-exc. Calif. emission -- "From Ser. Y20,001" | 6 | 300 | C-1 | D7TE-CDA | 1 | 13 | D7TZ 9510-CD *CA-1817 | D7PZ 9510-N *CA-1950 | 33AX |
| 77 | E-F100 -- exc. Calif.— "From Ser. Y20,001" | 6 | 300 | C-1 | D7PE-NA | | 1,13 | D7PZ 9510-N *CA-1950 | | 33AX |
| 77 | E-F100 -- A/T-exc. Calif. emission -- "From Ser. Y20,001" | 6 | 300 | C-1 | D7TE-CEA | 1 | 13 | D7TZ 9510-CE *CA-1818 | D7PZ 9510-N *CA-1950 | 33AX |
| 78 | F100 -- 3/M/T-exc. Calif. emission | 6 | 300 | C-1 | D8TE-BVA | 1 | 13 | D8TZ 9510-BV *CA-1907 | | 33AY |
| 78 | F100 -- 4/M/T-exc. Calif. emission | 6 | 300 | C-1 | D8TE-CKB | 1 | 13 | D8TZ 9510-CK *CA-1911 | | 33AY |
| 78 | E100 -- M/T-exc. Calif. emission | 6 | 300 | C-1 | D8UE-AAA | 1 | 13 | D8UZ 9510-AA *CA-1962 | | 33AY |
| 78 | E-F100 -- A/T-exc. Calif. emission | 6 | 300 | C-1 | D8TE-BWA | 1 | 13 | D8TZ 9510-BW *CA-1908 | | 33AY |
| 78 | E100 -- M/T-Calif. emission | 6 | 300 | C-1 | D8UE-ZA | 1 | 13 | D8UZ 9510-Z *CA-1913 | D8UZ 9510-ZB *CA-2175 | 33AY |
| 78 | F100/250 -- M/T-Calif. emission "Before Ser. BG0,001" | 6 | 300 | C-1 | D8TE-BUA | 1 | 13 | D8TZ 9510-BU *CA-1909 | | 33AY |
| 78 | F100/250 -- M/T- Calif. emission "From Ser. BG0,001" | 6 | 300 | C-1 | D8TE-BUB | 1 | 13 | D8TZ 9510-BUB *CA-2198 | | 33BB |
| 78 | E-F100/250 -- A/T-Calif. emission | 6 | 300 | C-1 | D8TE-CNA | 1 | 13 | D8UZ 9510-T *CA-1912 | | 33AY |
| 78 | E-F350 -- Calif. emission | 6 | 300 | C-1 | D8TE-AAA | 1 | 13 | D8TZ 9510-AA *CA-1905 | | 33AZ |
| 79 | E100/150 -- A/T- exc. Calif. emission | 6 | 300 | C-1 | D9TE-LA | 1 | 13 | D9TZ 9510-L *CA-2043 | | 33BA |
| 79 | F100/150 -- A/T-with 2.75/3.25 rear axle ratio-exc. Calif. emission | 6 | 300 | | | | | | | |
| 79 | E150/250 -- M/T- exc. Calif. emission | 6 | 300 | | | | | | | |
| 79 | E100/150 -- M/T- exc. Calif. emission | 6 | 300 | C-1 | D9UE-FA | 1 | 13 | D9UZ 9510-F *CA-2177 | | 33BA |
| 79 | F100/150 -- M/T- exc. Calif. emission | 6 | 300 | C-1 | D9TE-MA | 1 | 13 | D9TZ 9510-M *CA-2044 | | 33BA |
| 79 | F150/250 -- M/T with 3.50/3.54 rear axle ratio-exc. Calif. emission | 6 | 300 | | | | | | | |
| 79 | F250 -- A/T-with 3.31/3.73 rear axle ratio | 6 | 300 | | | | | | | |

**1973/79
TRUCK SERIES 100/500**

APPLICATION CHART

| YEAR | MODEL | ENGINE | | TYPE | IDENTIFICATION | ILLUS. SEC. 95 PAGE | NOTES | PART NUMBER | REPLACED BY | PARTS LIST 95. |
|--|--|--------------|--------------------|------|---|------------------------------|--------|--------------------------|--------------------------|----------------------|
| | | C Y L. | C.I.D. (C.C.D.) | | | | | | | |
| 9510 CARBURETOR ASSY. — Cont'd | | | | | | | | | | |
| Refer to page 20 for carburetor application instructions | | | | | | | | | | |
| 6 CYLINDER 4.9L (300 C.I.D.) ENGINE | | | | | | | | | | |
| NOTE 1— Incl. C7AZ 9J500-B limiter | | | | | | | | | | |
| NOTE 13 — Incl. mounting gasket | | | | | | | | | | |
| 79 | E150/250 -- A/T | 6 | 300 | C-1 | D9TE-NA | 1 | 13 | D9TZ 9510-N *CA-2045 | | 33BA |
| 79 | F150/250 -- M/T- with 4.10/4.11 rear axle ratio- exc. Calif. emission | 6 | 300 | | | | | | | |
| 79 | E150 -- M/T- Calif. emission | 6 | 300 | C-1 | D9TE-ZB | 1 | 13 | D9TZ 9510-Z *CA-2114 | | 33BA |
| 79 | F150-M/T- Calif. emission | 6 | 300 | C-1 | D9TE-KA | 1 | 13 | D9TZ 9510-K *CA-2042 | | 33BA |
| 79 | E-F350 -- M/T | 6 | 300 | C-1 | D9TE-CA | 1 | 13 | D9TZ 9510-C *CA-2039 | | 33BA |
| 79 | E-F350 -- A/T | 6 | 300 | C-1 | D9TE-VA | 1 | 13 | D9TZ 9510-V *CA-2040 | | 33BA |
| 8 CYLINDER 5.0L (302 C.I.D.) ENGINE | | | | | | | | | | |
| NOTE 13— Incl. mounting gasket | | | | | | | | | | |
| 73 | F100 -- M/T | 8 | 302 | F-2 | D3TF-BC | 4 | 13 | D3TZ 9510-B *CA-1000 | D4PZ 9510-AY *CA-1792 | 29A |
| 73 | F100 -- C4 | 8 | 302 | F-2 | D3TF-CC | 4 | 13 | D3TZ 9510-C *CA-1001 | D4PZ 9510-AY *CA-1792 | 29B |
| 73 | E100/200 -- M/T | 8 | 302 | F-2 | D3UF-AC | 4 | 13 | D3UZ 9510-A *CA-1009 | D4PZ 9510-BB *CA-1795 | 29C |
| 73 | E100/200 -- C4 | 8 | 302 | F-2 | D3UF-CC | 4 | 13 | D3UZ 9510-C *CA-1011 | D4PZ 9510-BA *CA-1794 | 29D |
| 73 | E300(82) -- M/T | 8 | 302 | F-2 | D3UF-DC | 4 | 13 | D3UZ 9510-D *CA-1012 | D4UZ 9510-R *CA-941-C | 29E |
| 73 | E300(89) -- M/T-without dual evaporator A/C | 8 | 302 | F-2 | D3UF-EC | 4 | 13 | D3UZ 9510-E *CA-1013 | D4UZ 9510-R *CA-941-C | 29F |
| 73 | E300(89) -- C4-without dual evaporator A/C | 8 | 302 | F-2 | D3UF-FC | 4 | 13 | D3UZ 9510-F *CA-1014 | D4UZ 9510-R *CA-941-C | 29G |
| 73 | E300(89) -- C4-with dual evaporator A/C | 8 | 302 | F-2 | D3UF-GC | 4 | 13 | D3UZ 9510-G *CA-1015 | D4UZ 9510-R *CA-941-C | 29H |
| 73 | E100/200,F100 | 8 | 302 | F-2 | D3PF-HA, HB, D3TE-AA, AC, D3TF-BD, BE, CD, CE, NA, YA | 4 | 80 | D3UZ 9510-L *CA-1088 | D4PZ 9510-AY *CA-1792 | 29J |
| 73 | E300(82) | 8 | 302 | F-2 | D3UF-AD, CD, RA, SA | 4 | 80 | D3UZ 9510-L *CA-1088 | D4PZ 9510-BB *CA-1795 | 29J |
| 73 | E300(82) | 8 | 302 | F-2 | D3UF-TA, YA | 4 | 80 | D3UZ 9510-L *CA-1088 | D4PZ 9510-BA *CA-1794 | 29J |
| 73 | E300(89) | 8 | 302 | F-2 | D3PF-LA | 4 | 93, 96 | D3UZ 9510-M *CA-941-B | D4UZ 9510-R *CA-941-C | 29K |
| 74 | F100 -- C4-with T/E | 8 | 302 | F-2 | D4TF-KA | 4 | 13 | D4TZ 9510-K *CA-1080 | D4PZ 9510-BD *CA-1797 | 29L |
| 74 | F100 -- M/T-without T/E with 3.25 axle | 8 | 302 | F-2 | D4TE-EA | 4 | 13 | D4TZ 9510-EA *CA-1122 | D4PZ 9510-AY *CA-1792 | 29M |
| 74 | F100 -- C4-without T/E | 8 | 302 | F-2 | D4TE-LA | 4 | 13 | D4TZ 9510-LA *CA-1121 | D4PZ 9510-AY *CA-1792 | 29N |

1973/79
TRUCK SERIES 100/500

APPLICATION CHART

| YEAR | MODEL | ENGINE | | TYPE | IDENTIFICATION | ILLUS. SEC. 95 PAGE | NOTES | PART NUMBER | REPLACED BY | PARTS LIST 95. |
|------|-------|--------------|--------------------|------|----------------|------------------------------|-------|-------------|-------------|----------------------|
| | | C Y L. | C.I.D. (C.C.D.) | | | | | | | |

9510 CARBURETOR ASSY. — Cont'd
Refer to page 20 for carburetor application instructions

8 CYLINDER 5.0L (302 C.I.D.) ENGINE

- NOTE 1— Incl. (2) D6PZ 9J500-A limiter, (1) D4TZ 9C477-A gasket, (1) D3TZ 9447-B gasket,
NOTE 2— Incl. (2) C7AZ 9J500-B limiter, (1) 383338-S2 screw, (1) D5TZ 9C477-C gasket, (1) D5TZ 9447-B gasket
(1) 386010-S8 conn, (1) D4PE 9L575-AA pin, (1) D4TE 9C781-AA bush, (1) 34656-S2 nut
NOTE 3— Incl. (2) D6PZ 9J500-A limiter, (1) D40Z 9C477-A gasket, (1) D4TZ 9C477-A gasket,
(1) 386010-S2 screw, (1) 87972-S fitting, (1) 386010-S8 conn
NOTE 4— Incl. (2) D6PZ 9J500-A limiter, (1) D4TZ 9C477-A gasket, (1) D3TZ 9447-B gasket,
(1) 386010-S8 conn.
NOTE 13 — Incl. mounting gasket
NOTE 80 — Incl. (2) C7AZ 9J500-B limiters, (1) 370516-S2 screw
NOTE 96 — Incl. (1) 375016-S2 Screw
NOTE 102 — Incl. (1) D4PE 9L575-AA pin, (1) D4TE 9C781-AA bushing, (1) 34656-S2 nut

■ ORDER BY MODEL APPLICATION

| | | | | | | | | | | |
|-------|--|---|-----|-----|----------|---|------|--------------------------|--------------------------|------|
| 74 | F100 -- M/T-without T/E with 3.50 axle | 8 | 302 | F-2 | D4TE-VA | 4 | 13 | D4TZ 9510-VA *CA-1114 | D4PZ 9510-AY *CA-1792 | 29P |
| 74 | E200(89) -- M/T-with T/E | 8 | 302 | F-2 | D4UF-AA | 4 | 13 | D4UZ 9510-A *CA-1072 | D4PZ 9510-AZ *CA-1793 | 29Q |
| 74 | E100/200 -- C4-with T/E | 8 | 302 | F-2 | D4UF-BA | 4 | 13 | D4UZ 9510-B *CA-1073 | D4PZ 9510-AZ *CA-1793 | 29R |
| 74 | E300(82) -- C4-without T/E | 8 | 302 | F-2 | D4UE-BA | 4 | 13 | D4UZ 9510-BA *CA-1137 | D4PZ 9510-BB *CA-1795 | 29S |
| 74 | E300(89) -- M/T-without T/E and aux. A/C | 8 | 302 | F-2 | D4UE-CA | 4 | 13 | D4UZ 9510-CA *CA-1134 | D4PZ 9510-BC *CA-1796 | 29T |
| 74 | E300(89) -- M/T-without T/E with aux. A/C | 8 | 302 | F-2 | D4UE-DA | 4 | 13 | D4UZ 9510-DA *CA-1135 | D4UZ 9510-R *CA-941-C | 29U |
| 74 | E300(89) -- C4-without T/E | 8 | 302 | F-2 | D4UE-EA | 4 | 13 | D4UZ 9510-EA *CA-1136 | D4UZ 9510-R *CA-941-C | 29V |
| 74 | E100/200(82) -- M/T-without T/E with 3.25 axle | 8 | 302 | F-2 | D4UE-FA | 4 | 13 | D4UZ 9510-FA *CA-1132 | D4PZ 9510-BB *CA-1795 | 29W |
| 74 | E300(82) -- M/T-without T/E | 8 | 302 | | | | | | | |
| 74 | E100/200(89) -- M/T-without T/E with 3.25 axle | 8 | 302 | F-2 | D4UE-GA | 4 | 13 | D4UZ 9510-GA *CA-1135 | D4PZ 9510-BB *CA-1795 | 29X |
| 74 | E100(82) -- M/T-without T/E - with 3.25 axle | 8 | 302 | | | | | | | |
| 74 | E100/200 -- M/T-without T/E with 3.50 axle | 8 | 302 | | | | | | | |
| 74 | E100/200 -- C4-without T/E with 3.25 axle | 8 | 302 | F-2 | D4UE-HA | 4 | 13 | D4UZ 9510-HA *CA-1131 | D4PZ 9510-BA *CA-1794 | 29Y |
| 74 | E100/200 -- C4-without T/E with 3.50 axle | 8 | 302 | F-2 | D4UE-JA | 4 | 13 | D4UZ 9510-JA *CA-1130 | D4PZ 9510-BA *CA-1794 | 29Z |
| 73/74 | F100 | 8 | 302 | F-2 | D4PE-AYA | 4 | 1,96 | D4PZ 9510-AY *CA-1792 | | 29AN |
| 74 | F100 | 8 | 302 | F-2 | D4PE-AZA | 4 | 2,96 | D4PZ 9510-AZ *CA-1793 | | 29AA |
| 73/74 | E100/300 -- A/T | 8 | 302 | F-2 | D4PE-BAA | 4 | 1 | D4PZ 9510-BA *CA-1794 | | 29Y |
| 73/74 | E100/300 -- M/T | 8 | 302 | F-2 | D4PE-BBA | 4 | 1,96 | D4PZ 9510-BB *CA-1795 | | 29W |

**1973/79
TRUCK SERIES 100/500**

APPLICATION CHART

| YEAR | MODEL | ENGINE | | TYPE | IDENTIFICATION | ILLUS. SEC. 95 PAGE | NOTES | PART NUMBER | REPLACED BY | PARTS LIST 95. |
|-------|---|--|--------------------|------|----------------|------------------------------|------------------------|----------------------------|--------------------------|----------------------|
| | | C Y L. | C.I.D. (C.C.D.) | | | | | | | |
| 9510 | CARBURETOR ASSY. — Cont'd | | | | | | | | | |
| | Refer to page 20 for carburetor application instructions | | | | | | | | | |
| | 8 CYLINDER 5.0L (302 C.I.D.) ENGINE | | | | | | | | | |
| | NOTE 1- | Incl. (2) D6PZ 9J500-A limiter, (1) D4TZ 9C477-A gasket, (1) D3TZ 9447-B gasket, (1) 386010-S8 conn, (1) D4PE 9L575-AA pin, (1) D4TE 9C781-AA bush, (1) 34656-S2 nut | | | | | | | | |
| | NOTE 3- | Incl. (2) D6PZ 9J500-A limiter, (1) D40Z 9C477-A gasket, (1) D4TZ 9C477-A gasket, (1) 386010-S2 screw, (1) 87972-S fitting, (1) 386010-S8 conn | | | | | | | | |
| | NOTE 4- | Incl. (2) D6PZ 9J500-A limiter, (1) D4TZ 9C477-A gasket, (1) D3TZ 9447-B gasket, (1) 386010-S8 conn. | | | | | | | | |
| | NOTE 13- | Incl. mounting gasket | | | | | | | | |
| | NOTE 80- | Incl. (2) C7AZ 9J500-B limiters, (1) 370516-S2 screw | | | | | | | | |
| | NOTE 93- | Incl. (1) 383338-S2 screw | | | | | | | | |
| | NOTE 96- | Incl. (1) 375016-S2 Screw | | | | | | | | |
| | NOTE 98- | Incl. (1) 87972-S fitting | | | | | | | | |
| | NOTE 102- | Incl. (1) D4PE 9L575-AA pin, (1) D4TE 9C781-AA bushing, (1) 34656-S2 nut | | | | | | | | |
| | ■ ORDER BY MODEL APPLICATION | | | | | | | | | |
| 73/74 | E300 | 8 | 302 | F-2 | D4PE-BCA | 4 | 3,96 | D4PZ 9510-BC *CA-1796 | | 29V |
| 74 | F100 | 8 | 302 | F-2 | D4PE-BDA | 4 | 4,96 | D4PZ 9510-BD *CA-1797 | | 29L |
| 73/74 | E100/200, F100 | 8 | 302 | F-2 | D4PE-KA | 4 | 13, 80, 102 | D4UZ 9510-KA *CA-1088-A | ■ | 29AA |
| 73/74 | E300(82) | 8 | 302 | | | | | | | |
| 74 | F100 | 8 | 302 | F-2 | D4TE-AZA, CAA | 4 | 13,80, 102 | D4UZ 9510-KA *CA-1088-A | D4PZ 9510-BD *CA-1797 | 29AA |
| 74 | E100/200 | 8 | 302 | F-2 | D4UE-UA | 4 | 13,80, 102 | D4UZ 9510-KA *CA-1088-A | D4PZ 9510-AZ *CA-1793 | 29AA |
| 73/74 | E300(89) | 8 | 302 | F-2 | D4PE-RA | 4 | 13, 93, 96, 98, 102 | D4UZ 9510-R *CA-941-C | | 29AB |
| 75 | F100 -- M/T with 3.25 axle-exc. Calif. emission | 8 | 302 | F-2 | D5TE-LA | 6 | 13 | D5TZ 9510-L *CA-1249 | D5PZ 9510-R *CA-1525 | 29AC |
| 75 | F100 -- M/T with 3.40/3.70 axle-exc. Calif. emission | 8 | 302 | F-2 | D5TE-BHA | 6 | 13 | D5TZ 9510-N *CA-1251 | D5PZ 9510-R *CA-1525 | 29AG |
| 75 | F100 -- exc Calif. emission | 8 | 302 | F-2 | D5PE-RA | 6 | 1 | D5PZ 9510-R *CA-1525 | | 29AD |
| 75 | F100 -- M/T with 3.25 axle-Calif. emission | 8 | 302 | F-2 | D5TE-AZA | 6 | 13 | D5TZ 9510-AZ *CA-1324 | D5PZ 9510-R *CA-1525 | 29AE |
| 75 | F100 -- M/T with 3.50 axle-Calif. emission | 8 | 302 | F-2 | D5TE-BKA | 6 | 13 | D5TZ 9510-BK *CA-1326 | D5PZ 9510-R *CA-1525 | 29AH |
| 75 | F100 -- C4-exc. Calif. emission | 8 | 302 | F-2 | D5TE-PA | 6 | 13 | D5TZ 9510-P *CA-1252 | D5PZ 9510-R *CA-1525 | 29AD |
| 76 | F100 -- A/T-exc. Calif. and Canada-- "Before Ser. A50,001" | 8 | 302 | | | | | | | |
| 76 | F100 -- A/T exc. Calif. and Canada-- "From Ser. A50,001" | 8 | 302 | F-2 | D6TE-YA,YB | 6 | 13 | D6TZ 9510-Y *CA-1537 | | 29AK |
| 75 | F100 -- C4-Calif. emission | 8 | 302 | F-2 | D5TE-BAA,BLA | 6 | 13 | D5TZ 9510-BA *CA-1325 | D5PZ 9510-R *CA-1525 | 29AF |
| 75 | F100 -- M/T | 8 | 302 | F-2 | D5TE-BMA | 6 | 13 | D5TZ 9510-BM *CA-1352 | D5PZ 9510-R *CA-1525 | 29AJ |
| 76 | F100 -- M/T-exc. Calif. and Canada-- "Before Ser. A50,001" | 8 | 302 | | | | | | | |

**1973/79
TRUCK SERIES 100/500**

APPLICATION CHART

| YEAR | MODEL | ENGINE | | TYPE | IDENTIFICATION | ILLUS. SEC. 95 PAGE | NOTES | PART NUMBER | REPLACED BY | PARTS LIST 95. |
|--|---|--------------|--------------------|------|----------------|------------------------------|-------|---------------------------|---------------------------|----------------------|
| | | C Y L. | C.I.D. (C.C.D.) | | | | | | | |
| 9510 CARBURETOR ASSY. — Cont'd | | | | | | | | | | |
| Refer to page 20 for carburetor application instructions | | | | | | | | | | |
| 8 CYLINDER 5.0L (302 C.I.D.) ENGINE | | | | | | | | | | |
| NOTE 5 — Incl. (2) D6PZ 9J500-A limiter, (1) 375016-S2 screw, (1) 383338-S2 screw, (1) D5ZZ 9C477-A gasket, (1) D70Z 9447-A gasket | | | | | | | | | | |
| NOTE 13 — Incl. mounting gasket | | | | | | | | | | |
| NOTE 103— Incl. (2) D6PZ 9J500-A limiter, (1) D7AZ 9C477-A gasket, (1) D70Z 9447-A gasket, (1) 375016-S2 screw | | | | | | | | | | |
| 76 | F100 -- M/T exc. Calif. and Canada— "From Ser. A50,001" | 8 | 302 | F-2 | D6TE-VA | 6 | 13 | D6TZ 9510-V *CA-1546 | | 29AK |
| 76 | F100 | 8 | 302 | F-2 | D6PE-AKA | 6 | 5 | D6PZ 9510-AK *CA-1810 | | 29AK |
| 76 | F100 -- M/T— Calif. | 8 | 302 | F-2 | D6TE-FA | 6 | 13 | D6TZ 9510-F *CA-1409 | D6PZ 9510-AJ *CA-1809 | 29AK |
| 76 | F100 -- A/T— Calif. | 8 | 302 | F-2 | D6TE-GA,GB | 6 | 13 | D6TZ 9510-G *CA-1410 | D6PZ 9510-AJ *CA-1809 | 29AK |
| 76 | F100 -- Calif. | 8 | 302 | F-2 | D6PE-AJA | 6 | 5 | D6PZ 9510-AJ *CA-1809 | | 29AK |
| 76 | F100 -- A/T— Canada | 8 | 302 | F-2 | D6TE-JA | 6 | 13 | D6TZ 9510-J *CA-1457 | | 29AK |
| 76 | F100 -- M/T— Canada | 8 | 302 | F-2 | D6TE-MA | 6 | 13 | D6TZ 9510-M *CA-1458 | | 29AK |
| 77 | F100 -- M/T—Calif. emission | 8 | 302 | F-2 | D7TE-AEA | 6 | 13 | D7TZ 9510-AE *CA-1587 | | 29AL |
| 77 | F100 -- Calif. emission | 8 | 302 | F-2 | D7PE-ZA | 6 | 103 | D7PZ 9510-Z *CA-1972 | | 29AL |
| 77 | F100 -- M/T — exc. Calif. emission "Before Ser. 080,001" | 8 | 302 | F-2 | D7TE-ADA | 6 | 13 | D7TZ 9510-AD *CA-1535 | D7PZ 9510-U *CA-1971 | 29AL |
| 77 | F100 -- M/T — exc. Calif. emission — "From Ser 080,001" | 8 | 302 | F-2 | D7TE-BPA | 6 | 13 | D7TZ 9510-BP *CA-1812 | | 29AL |
| 77 | F100 -- M/T—exc. Calif. emission | 8 | 302 | F-2 | D7PE-UA | | 103 | D7PZ 9510-U *CA-1971 | | 29AL |
| 77 | F100 -- M/T Hi—altitude carb. "Before Ser. Y20,001" | 8 | 302 | F-2 | D7TE-ZA | 6 | 13 | D7TZ 9510-Z *CA-1583 | D7PZ 9510-Y *CA-1583-A | 29AM |
| 77 | F100 -- M/T— Hi—altitude carb. "Before Ser. Y20,001" | 8 | 302 | F-2 | D7PE-YA | | 103 | D7PZ 9510-Y *CA-1583-A | | 29AL |
| 77 | F100 -- M/T Hi—altitude carb "From Ser. Y20,001" | 8 | 302 | F-2 | D7TE-ACA | 6 | 13 | D7TZ 9510-AC *CA-1582 | D7PZ 9510-V *CA-1582-A | 29AM |
| 77 | F100 -- A/T—Calif. emission— "Before Ser. Y20,001" | 8 | 302 | F-2 | D7TE-AGA | 6 | 13 | D7TZ 9510-AG *CA-1586 | D7PZ 9510-Z *CA-1972 | 29AL |
| 77 | F100 -- A/T—Calif. emission "From Ser. Y20,001" | 8 | 302 | F-2 | D7TE-ABA | 6 | 13 | D7TZ 9510-AB *CA-1580 | D8PZ 9510-BC *CA-2331 | 29AL |
| 77 | F100 -- A/T—exc. Calif. emission | 8 | 302 | F-2 | D7TE-AFA | 6 | 13 | D7TZ 9510-AF *CA-1584 | D7PZ 9510-AA *CA-1973 | 29AL |
| 77 | F100 -- A/T—exc. Calif. emission | 8 | 302 | F-2 | D7PE-AAA | | 103 | D7PZ 9510-AA *CA-1973 | | 29AL |
| 77/ | F150 | 8 | 302 | | | | | | | |
| 77/78 | F150 -- A/T | 8 | 302 | F-2 | D7TE-BYA | 6 | 13 | D7TZ 9510-BY *CA-1738 | D7PZ 9510-AA *CA-1973 | 29AL |

1973/79
TRUCK SERIES 100/500

APPLICATION CHART

| YEAR | MODEL | ENGINE | | TYPE | IDENTIFICATION | ILLUS. SEC. 95 PAGE | NOTES | PART NUMBER | REPLACED BY | PARTS LIST 95. |
|--|--|--------|-----------------|------|----------------|---------------------|-------|--------------------------|--------------------------|----------------|
| | | C Y L. | C.I.D. (C.C.D.) | | | | | | | |
| <p style="text-align: center;">9510 CARBURETOR ASSY. — Cont'd Refer to page 20 for carburetor application instructions</p> <p style="text-align: center;">8 CYLINDER 5.0L (302 C.I.D.) ENGINE</p> | | | | | | | | | | |
| <p>NOTE 13 — Incl. mounting gasket</p> <p>NOTE 108— Incl. (2) D6PZ 9J500-A limiter, (1) D7AZ 9C477-A gasket, (1) D70Z 9447-A gasket, (1) D50Z 9A565-A valve, (1) C2AZ 9A588-B gasket, (1) D1AZ 9848-B cap, (1) 375016-S2 screw, (1) 381335-S360A hose</p> <p>NOTE 109— Incl. (2) D6PZ 9J500-A limiter, (1) D7AZ 9C477-A gasket, (1) D70Z 9447-A gasket, (1) D5TZ 9A565-B valve, (1) D1AZ 9848-B cap, (1) 375016-S2 screw, (1) 381335-S360A hose</p> <p>NOTE 110— Incl. (2) D6PZ 9J500-A limiter, (1) D7AZ 9C477-A gasket, (1) D70Z 9447-A gasket, (1) D5AZ 9A565-A valve, (1) D1AZ 9848-A cap, (1) 375016-S2 screw</p> | | | | | | | | | | |
| 77/78 | F150 -- M/T | 8 | 302 | F-2 | D7TE-BVB | 6 | 13 | D7TZ 9510-BV *CA-1737 | D7PZ 9510-AA *CA-1973 | 29AL |
| 77/78 | F150 | 8 | 302 | F-2 | D8PE-CJA | 6 | 110 | D8PZ 9510-CJ *CA-2332 | | 29AL |
| 78 | F100 -- M/T-exc. Calif. emission | 8 | 302 | F-2 | D8TE-BNA | 6 | 13 | D8TZ 9510-BN *CA-1917 | | 29AT |
| 78 | F100 -- M/T-Calif. emission | 8 | 302 | F-2 | D8TE-CPA | 6 | 13 | D8TZ 9510-F *CA-1858 | | 29AV |
| 78 | F100 -- M/T Hi-altitude | 8 | 302 | F-2 | D8TE-CGA | 6 | 13 | D8TZ 9510-CG *CA-1871 | | 29AU |
| 78 | F100 -- A/T-exc. Calif. emission | 8 | 302 | F-2 | D8TE-CCA | 6 | 13 | D8TZ 9510-CC *CA-1959 | | 29AT |
| 77/78 | F100 -- exc. Calif. emission | 8 | 302 | F-2 | D8PE-BBA | 6 | 108 | D8PZ 9510-BB *CA-2330 | | 29AT |
| 77/78 | F100 -- Calif. emission | 8 | 302 | F-2 | D8PE-BCA | 6 | 109 | D8PZ 9510-BC *CA-2331 | | 29AT |
| 78 | F100 -- A/T-Calif. emission "Before Ser. BC0,001" | 8 | 302 | F-2 | D8TE-GA | 6 | 13 | D8TZ 9510-G *CA-1859 | | 29AT |
| 78 | F100 -- Calif. emission | 8 | 302 | F-2 | D8PE-CKA | 6 | 103 | D8PZ 9510-CK *CA-2338 | | 29AT |
| 78 | F100/150 -- A/T Calif. emission "From Ser. BC0,001" | 8 | 302 | F-2 | D8TE-CLA | 6 | 13 | D8TZ 9510-CL *CA-2058 | | 29AT |
| 78 | F100 -- A/T-Hi-altitude | 8 | 302 | F-2 | D8TE-CHA | 6 | 13 | D8TZ 9510-CH *CA-1872 | | 29AU |
| 79 | F100/150 -- A/T-Hi-altitude | 8 | 302 | F-2 | D9TE-CRA | 6 | 13 | D9TZ 9510-CR *CA-2233 | | 29AW |
| 79 | E-F100 -- A/T-Calif.- "Before Ser. EE0,001" | 8 | 302 | F-2 | D9TE-BSB | 6 | 13 | D9TZ 9510-BS *CA-2157 | | 29AW |
| 79 | E-F100 -- A/T-Calif.- "From Ser. EE0,001" | 8 | 302 | F-2 | D9TE-DHB | 6 | 13 | D9TZ 9510-DH *CA-2261 | | 29AW |
| 79 | E100 -- A/T | 8 | 302 | F-2 | D9TE-BTB | 6 | 13 | D9TZ 9510-BT *CA-2143 | | 29AW |
| 79 | F100/250 -- A/T | 8 | 302 | F-2 | D9UE-LA, LB | 6 | 13 | D9UZ 9510-L *CA-2178 | | 29AX |
| 79 | E100/150 -- M/T-exc. Calif. "Before Ser. EE0,001" | 8 | 302 | F-2 | D9UE-NB | 6 | 13 | D9UZ 9510-N *CA-2260 | | 29AX |
| 79 | E100/150 -- M/T-exc. Calif. "From Ser. EE0,001" | 8 | 302 | F-2 | D9TE-BUB | 6 | 13 | D9TZ 9510-BU *CA-2140 | D9TZ 9510-DR *CA-2281 | 29AX |
| 79 | F100/150 -- M/T- "From Ser. EE0,001" | 8 | 302 | F-2 | D9TE-DRB | 6 | 13 | D9TZ 9510-DR *CA-2281 | | 29AX |
| 79 | E-F150 -- M/T-Canada | 8 | 302 | F-2 | D9TE-CSA | 6 | 13 | D9TZ 9510-CS *CA-2191 | | 29AX |
| 79 | E-F150 -- A/T-Canada | 8 | 302 | F-2 | D9TE-CTA | 6 | 13 | D9TZ 9510-CT *CA-2192 | | 29AW |
| 79 | E150/250 -- A/T "Before Ser. EE0,001" | 8 | 302 | F-2 | D9TE-DCB | 6 | 13 | D9TZ 9510-DC *CA-2204 | | 29AW |
| 79 | E150/250 -- A/T- "From Ser. EE0,001" | 8 | 302 | F-2 | D9UE-MB | 6 | 13 | D9UZ 9510-M *CA-2259 | | 29AW |

APRIL, 1980

COPYRIGHT © 1980—

FORD MOTOR

—DEARBORN, MICHIGAN

COMPANY

CHANGE 1

1973/79
TRUCK SERIES 100/500

APPLICATION CHART

| YEAR | MODEL | ENGINE | | TYPE | IDENTIFICATION | ILLUS. SEC. 95 PAGE | NOTES | PART NUMBER | REPLACED BY | PARTS LIST 95. |
|------|-------|--------------|--------------------|------|----------------|---------------------|-------|-------------|-------------|----------------|
| | | C Y L. | C.I.D. (C.C.D.) | | | | | | | |

9510 CARBURETOR ASSY. — Cont'd
Refer to page 20 for carburetor application instructions

8 CYLINDER 5.4L (330 C.I.D.) ENGINE

- NOTE 1— Incl. (2) C7AZ 9J500-B limiter, (1) 383338-S2 screw, (2) C2AZ 9447-F gasket
- NOTE 2— Incl. (2) C7AZ 9J500-B limiter, (1) 383338-S2 screw, (1) D5TZ 9C477-C gasket (1) D5TZ 9447-B gasket
- NOTE 13— Incl. mounting gasket
- NOTE 73— Incl. (1) C6PF 12226-A distributor vacuum hose
- NOTE 84— Incl. (2) C7AZ 9J500-B limiter
- NOTE 98— Incl. (1) 87972-S fitting
- NOTE 99— Incl. (2) D6PZ 9J500-A limiter, (1) D7AZ 9C477-A gasket, (1) D5TZ 9447-B gasket,

| | | | | | | | | | | |
|-------|---|---|--------|-----|-------------------|---|-------------------|----------------------------|----------------------------|-----|
| 73 | B-F500 | 8 | 330M/D | F-2 | D3TF-AB | 3 | 13 | D3TZ 9510-A *CA-999 | D3TZ 9510-E *CA-826-B | 19A |
| 73 | B-F500 | 8 | 330M/D | F-2 | D3PF-JA, D4PE-NA | 3 | 13, 73, 84, 98 | D3TZ 9510-E *CA-826-B | | 19B |
| 74 | B-F500 | 8 | 330M/D | F-2 | D4PE-BHA, D4TE-DA | 3 | 13, 84 | D4TZ 9510-DA *CA-1110 | D4TZ 9510-DB *CA-1110-A | 19C |
| 74/75 | B-F500 | 8 | 330M/D | F-2 | D4PE-BHA, D4TE-DB | 3 | 13, 84 | D4TZ 9510-DB *CA-1110-A | | 19D |
| 75 | B-F500 | 8 | 330M/D | F-2 | D5TE-ABA | 3 | 13 | D5TZ 9510-AB *CA-1261 | D5PZ 9510-N *CA-1261-A | 19E |
| 76 | B-F500 -- exc. Calif. | 8 | 330M/D | | | | | | | |
| 75/77 | B-F500 -- exc. Calif. | 8 | 330MD | F-2 | D5PE-NA | 3 | 1 | D5PZ 9510-N *CA-1261-A | | 19E |
| 75 | B-F500 | 8 | 330M/D | F-2 | D5TE-ACB | 3 | 13 | D5TZ 9510-AC *CA-1262 | D5PZ 9510-K *CA-1262-A | 19F |
| 76 | B-F500 -- Calif. | 8 | 330M/D | | | | | | | |
| 75/77 | B-F500 -- Calif. "Before Ser. 080,001" | 8 | 330MD | F-2 | D5PE-KA | 3 | 2 | D5PZ 9510-K *CA-1262-A | | 19F |
| 77 | B-F500 -- Calif. "From Ser. 080,001" | 8 | 330 | F-2 | D7TE-BAA | 3 | 13 | D7TZ 9510-BA *CA-1672 | | 19G |
| 77 | B-F500 -- Calif. | 8 | 330 | F-2 | D7PE-AHA | 3 | 99 | D7PZ 9510-AH *CA-1672-A | | 19G |

8 CYLINDER 5.8L (351 C.I.D.) ENGINE

- NOTE 1— Incl. (2) D6PZ 9J500-A limiter, (1) 383338-S2 screw, (1) D5ZZ 9C477-A gasket, (1) D70Z 9447-A gasket
- NOTE 3— Incl. (2) C7AZ-9J500-B limiter, (1) 375016-S2 screw, (1) 383338-S2 screw, (1) D5ZZ 9C477-A gasket, (1) D50Z 9447-B gasket
- NOTE 13— Incl. mounting gasket
- NOTE 103— Incl. (2) D6PZ 9J500-A, limiter, (1) D7AZ 9C477-A gasket, (1) D70Z 9447-A gasket
- NOTE 104— Incl. (2) D6PZ 9J500-A limiter, (1) D7AZ 9C477-A gasket, (1) D7AZ 9447-B gasket

▲ Parts list to follow in subsequent change

| | | | | | | | | | | |
|-------|---|---|------|-----|------------------|---|----|-------------------------|-------------------------|-----|
| 75/76 | E100 -- M/T-exc. Calif. emission "Before Ser. A50,001" | 8 | 351W | F-2 | D5UE-AA | 6 | 13 | D5UZ 9510-A *CA-1257 | D5PZ 9510-T *CA-1529 | 37A |
| 76 | E100 -- M/T. Canada -- "From Ser. A50,001" | 8 | 351W | | | | | | | |
| 75/76 | E100 -- exc. Calif emission | 8 | 351W | F-2 | D5PE-TA | 6 | 3 | D5PZ 9510-T *CA-1529 | | 37C |
| 76 | E100 -- M/T-exc. Calif. emission and Canada-- "From Ser. A50,001" | 8 | 351W | F-2 | D6UE-HA | 6 | 13 | D6UZ 9510-H *CA-1492 | | 37J |
| 75/76 | E150/350 -- M/T-exc. Calif. emission | 8 | 351W | F-2 | D5UE-BA | 6 | 13 | D5UZ 9510-B *CA-1258 | D5PZ 9510-U *CA-1528 | 37B |
| 75/76 | E150/350 -- exc. Calif. emission | 8 | 351W | F-2 | D5UE-ZA, D5PE-UA | 6 | 3 | D5PZ 9510-U *CA-1528 | | 37B |

**1973/79
TRUCK SERIES 100/500**

SECTION 95 33

APPLICATION CHART

| YEAR | MODEL | ENGINE | | TYPE | IDENTIFICATION | ILLUS. SEC. 95 PAGE | NOTES | PART NUMBER | REPLACED BY | PARTS LIST 95. |
|--|---|--------|-----------------|------|----------------------|---------------------|-------|----------------------------|----------------------------|----------------|
| | | C Y L. | C.I.D. (C.C.D.) | | | | | | | |
| 9510 CARBURETOR ASSY. — Cont'd | | | | | | | | | | |
| Refer to page 20 for carburetor application instructions | | | | | | | | | | |
| 8 CYLINDER 5.8L (351 C.I.D.) ENGINE | | | | | | | | | | |
| NOTE 1- | Incl. (2) D6PZ 9J500-A limiter, (1) 383338-S2 screw, (1) D5ZZ 9C477-A gasket, (1) D70Z 9447-A gasket | | | | | | | | | |
| NOTE 3- | Incl. (2) C7AZ-9J500-B limiter, (1) 375016-S2 screw, (1) 383338-S2 screw, (1) D5ZZ 9C477-A gasket, (1) D50Z 9447-B gasket | | | | | | | | | |
| NOTE 13- | Incl. mounting gasket | | | | | | | | | |
| NOTE 103- | Incl. (2) D6PZ 9J500-A, limiter, (1) D7AZ 9C477-A gasket, (1) D70Z 9447-A gasket | | | | | | | | | |
| NOTE 104- | Incl. (2) D6PZ 9J500-A limiter, (1) D7AZ 9C477-A gasket, (1) D7AZ 9447-B gasket, (1) 375016-S2 screw | | | | | | | | | |
| 75/76 | E100 -- C6-exc. Calif. emission- "Before Ser. A50,001" | 8 | 351W | F-2 | D5UE-CA | 6 | 13 | D5UZ 9510-C *CA-1259 | D5PZ 9510-T *CA-1529 | 37C |
| 76 | E100 -- C6 Canada | 8 | 351W | | | | | | | |
| 76 | E100 -- C6 exc. Calif. and Canada "From Ser. A50,001" | 8 | 351W | F-2 | D6UE-JA | 6 | 13 | D6UZ 9510-J *CA-1514 | D6PZ 9510-AL *CA-1811 | 37J |
| 76 | E100 -- exc. Calif. emission | 8 | 351W | F-2 | D6PE-ALA | 6 | 1 | D6PZ 9510-AL *CA-1811 | | 37J |
| 76 | E150/350 -- exc. Calif. emission | 8 | 351W | F-2 | D6UE-NA, D6PE-ATA | 6 | 1 | D6PZ 9510-AT *CA-1815 | | 37B |
| 75/76 | E150/350 -- C6-exc. Calif. emission | 8 | 351W | F-2 | D5UE-DA, DC | 6 | 13 | D5UZ 9510-D *CA-1260 | D5PZ 9510-U *CA-1528 | 37D |
| 75/76 | E150/350 -- M/T-Calif. emission | 8 | 351W | F-2 | D5UE-JA, JD | 6 | 13 | D5UZ 9510-J *CA-1344 | D5PZ 9510-Y *CA-1526 | 37E |
| 75/76 | E150/350 -- Calif. emission | 8 | 351W | F-2 | D5PE-YA | 6 | 3 | D5PZ 9510-Y *CA-1526 | | 37F |
| 75/76 | E150/350 -- C6-Calif. emission | 8 | 351W | F-2 | D5UE-KA, KD | 6 | 13 | D5UZ 9510-K *CA-1345 | D6PZ 9510-AS *CA-1814 | 37F |
| 75/76 | E150/350 -- Calif. emission | 8 | 351W | F-2 | D6PE-ASA | 6 | 1 | D6PZ 9510-AS *CA-1814 | | 37F |
| 75/76 | E100 -- M/T-Calif. emission | 8 | 351W | F-2 | D5UE-LA | 6 | 13 | D5UZ 9510-L *CA-1346 | D5PZ 9510-V *CA-1527 | 37G |
| 75/76 | E100 -- C6-Calif. emission | 8 | 351W | F-2 | D5UE-MA | 6 | 13 | D5UZ 9510-M *CA-1347 | D5PZ 9510-V *CA-1527 | 37H |
| 75/76 | E100 -- Calif. emission | 8 | 351W | F-2 | D5PE-VA | 6 | 3 | D5PZ 9510-V *CA-1527 | | 37H |
| 77 | F100 -- M/T-exc. Calif. emission | 8 | 351M | F-2 | D7TE-AHA | 6 | 13 | D7TZ 9510-AH *CA-1598 | D7PZ 9510-AM *CA-1598-A | 37K |
| 77 | F100 -- M/T-exc. Calif. emission | 8 | 351M | F-2 | D7PE-AMA | | 104 | D7PZ 9510-AM *CA-1598-A | | 37K |
| 77 | F100 -- A/T-Calif. emission | 8 | 351M | F-2 | D7TE-ALA | 6 | 13 | D7TZ 9510-AL *CA-1599 | D7PZ 9510-AK *CA-1599-A | 37K |
| 77 | F100 -- A/T-Calif. emission | 8 | 351M | F-2 | D7PE-AKA | | 104 | D7PZ 9510-AK *CA-1599-A | | 37K |
| 77/78 | F100 -- A/T-exc. Calif. | 8 | 351M | F-2 | D7TE-AKA | 6 | 13 | D7TZ 9510-AK *CA-1600 | D7PZ 9510-AP *CA-1600-A | 37K |
| 77 | F100 -- A/T exc. Calif. | 8 | 351M | F-2 | D7PE-APA | 6 | 104 | D7PZ 9510-AP *CA-1600-A | | 37K |
| 77 | F100 -- A/T-Hi altitude | 8 | 351M | F-2 | D7TE-BEA | 6 | 13 | D7TZ 9510-BE *CA-1602 | | 37M |
| 77 | F100 -- A/T-Hi-altitude carb. | 8 | 351M | F-2 | D7PE-AJA | | 104 | D7PZ 9510-AJ *CA-1602-A | | 37M |
| 77 | F100 -- A/T-Canada | 8 | 351M | F-2 | D7TE-BZA, BZB | 6 | 13 | D7TZ 9510-BZ *CA-1930 | | 37P |
| 77 | F100 -- A/T-Canada | 8 | 351M | F-2 | D7PE-BJA | 6 | 104 | D7PZ 9510-BJ *CA-1930-A | | 37P |
| 77 | F150/350 -- M/T-Calif. emission- "Before Ser. X80,001" | 8 | 351M | F-2 | D7TE-ANA | 6 | 13 | D7TZ 9510-AN *CA-1609 | D7PZ 9510-BK *CA-2034 | 37K |

APRIL, 1980

COPYRIGHT © 1980—

FORD MOTOR
COMPANY

—DEARBORN, MICHIGAN

CHANGE 1

1973/79
TRUCK SERIES 100/500

APPLICATION CHART

| YEAR | MODEL | ENGINE | | TYPE | IDENTIFICATION | ILLUS. SEC. 95 PAGE | NOTES | PART NUMBER | REPLACED BY | PARTS LIST 95. |
|--|--|--------------|--------------------|------|----------------|------------------------------|-------|----------------------------|----------------------------|----------------------|
| | | C Y L. | C.I.D. (C.C.D.) | | | | | | | |
| 9510 | CARBURETOR ASSY. — Cont'd | | | | | | | | | |
| Refer to page 20 for carburetor application instructions | | | | | | | | | | |
| 8 CYLINDER 5.8L (351 C.I.D.) ENGINE | | | | | | | | | | |
| NOTE 1- | Incl. (2) D6PZ 9J500-A limiter, (1) 383338-S2 screw, (1) D5ZZ 9C477-A gasket, (1) D70Z 9447-A gasket | | | | | | | | | |
| NOTE 3- | Incl. (2) C7AZ-9J500-B limiter, (1) 375016-S2 screw, (1) 383338-S2 screw, (1) D5ZZ 9C477-A gasket, (1) D50Z 9447-B gasket | | | | | | | | | |
| NOTE 13- | Incl. mounting gasket | | | | | | | | | |
| NOTE 103- | Incl. (2) D6PZ 9J500-A, limiter, (1) D7AZ 9C477-A gasket, (1) D70Z 9447-A gasket, (1) 375016-S2 screw | | | | | | | | | |
| NOTE 104- | Incl. (2) D6PZ 9J500-A limiter, (1) D7AZ 9C477-A gasket, (1) D7AZ 9447-B gasket, (1) 375016-S2 screw | | | | | | | | | |
| NOTE 106- | Incl. (2) D6PZ 9J500-A limiter, (1) D7AZ 9C477-A gasket, (1) D7AZ 9447-B gasket, (1) D50Z 9A565-A valve, (1) 375016-S2 screw | | | | | | | | | |
| 77 | F150/350 -- M/T Calif. emission- "From Ser. X80,001 to Ser. Z00,001" | 8 | 351M | F-2 | D7TE-CJA | 6 | 13 | ★ D7TZ 9510-CJ *CA-1798 | D7PZ 9510-AL *CA-1976 | 37K |
| 77 | F150/350 -- M/T-Calif. emission "From Ser. X80,001 to Ser. Z00,001" | 8 | 351M | F-2 | D7PE-ALA | | 104 | D7PZ 9510-AL *CA-1976 | | 37K |
| 77 | F150/350 -- A/T-Calif. emission- "From Ser. X80,001 to Ser. Y80,001" | 8 | 351M | | | | | | | |
| 77 | F150/350 -- M/T Calif. emission- "From Ser. Z00,001" | 8 | 351M | F-2 | D7TE-CZA | 6 | 13 | D7TZ 9510-CZ *CA-1968 | | 37K |
| 77 | F150/350 -- M/T-exc. Calif. emission "Before Ser. Y80,001" | 8 | 351M | F-2 | D7TE-AMA | 6 | 13 | D7TZ 9510-AM *CA-1604 | D7PZ 9510-AN *CA-1977 | 37K |
| 77/ | F150/350 -- M/T-exc. Calif. emission "From Ser. Y80,001" | 8 | 351M | F-2 | D7TE-DBA | 6 | 13 | D7TZ 9510-DB *CA-1955 | | 37N |
| 77/78 | F150/350 -- exc. Calif. emission | 8 | 351M | F-2 | D8PE-CVA | 6 | 106 | D8PZ 9510-CV *CA-2329 | | 37N |
| 77 | F150/350 -- A/T-Calif. emission- "Before Ser. X80,001" | 8 | 351M | F-2 | D7TE-ARA | 6 | 13 | D7TZ 9510-AR *CA-1605 | D7PZ 9510-BK *CA-2034 | 37K |
| 77 | F150/350 -- Calif. emission "Before Ser. X80,001" | 8 | 351M | F-2 | D7PE-BKA | 6 | 104 | D7PZ 9510-BK *CA-2034 | | 37K |
| 77 | F150/350 -- A/T-Calif. emission- "From Ser. X80,001 to Ser. Y80,001" | 8 | 351M | F-2 | D7TE-CKA | 6 | 13 | D7TZ 9510-CK *CA-1799 | D7PZ 9510-CK *CA-1976 | 37K |
| 77 | F150/350 -- A/T-Calif. emission "From Ser. Y80,001" | 8 | 351M | F-2 | D7TE-DAA | 6 | 13 | D7TZ 9510-DA *CA-1956 | | 37N |
| 77 | F150/350 -- A/T-exc. Calif. emission "Before Ser. Y80,001" | 8 | 351M | F-2 | D7TE-APA | 6 | 13 | D7TZ 9510-AP *CA-1603 | D7PZ 9510-AN *CA-1977 | 37K |
| 77 | F150/350 -- exc. Calif. "Before Ser. Y80,001" | 8 | 351M | F-2 | D7PE-ANA | 6 | 104 | D7PZ 9510-AN *CA-1977 | | 37K |
| 77/78 | F150/350 -- A/T-exc. Calif. emission "From Ser. Y80,001" | 8 | 351M | F-2 | D7TE-CVA | 6 | 13 | D7TZ 9510-CV *CA-1945 | | 37N |
| 78/79 | F350 -- A/T-4/W/D exc. Calif. | 8 | 351M | F-2 | | | | | | |
| 77/78 | F150/350 -- A/T-exc. Calif. emission | 8 | 351M | F-2 | D8PE-ATA | 6 | 106 | D8PZ 9510-AT *CA-2335 | | 37N |
| 78/79 | F350 -- A/T-4/W/D-exc. Calif. | 8 | 351M | F-2 | | | | | | |
| 77 | E100 -- M/T-exc. Calif. emission | 8 | 351W | F-2 | D7UE-TA | 6 | 13 | D7UZ 9510-T *CA-1589 | D7PZ 9510-AE *CA-1589-A | 37L |
| 77 | E-100 -- M/T Calif. | 8 | 351W | F-2 | D7PE-AEA | 6 | 103 | D7PZ 9510-AE *CA-1589-A | | 37L |
| 77 | E100 -- A/T-Calif. emission | 8 | 351W | F-2 | D7UE-ZC | 6 | 13 | D7UZ 9510-Z *CA-1590 | | 37L |

1973/79
TRUCK SERIES 100/500

APPLICATION CHART

| YEAR | MODEL | ENGINE | | TYPE | IDENTIFICATION | ILLUS. SEC. 95 PAGE | NOTES | PART NUMBER | REPLACED BY | PARTS LIST 95. |
|--|---|--------------|--------------------|------|----------------|------------------------------|-------|----------------------------|----------------------------|----------------------|
| | | C Y L. | C.I.D. (C.C.D.) | | | | | | | |
| 9510 | CARBURETOR ASSY. — Cont'd | | | | | | | | | |
| Refer to page 20 for carburetor application instructions | | | | | | | | | | |
| 8 CYLINDER 5.8L (351 C.I.D.) ENGINE | | | | | | | | | | |
| NOTE 1- | Incl. (2) D6PZ 9J500-A limiter, (1) 383338-S2 screw, (1) D5ZZ 9C477-A gasket, (1) D70Z 9447-A gasket | | | | | | | | | |
| NOTE 3- | Incl. (2) C7AZ-9J500-B limiter, (1) 375016-S2 screw, (1) 383338-S2 screw, (1) D5ZZ 9C477-A gasket, (1) D50Z 9447-B gasket | | | | | | | | | |
| NOTE 13- | Incl. mounting gasket | | | | | | | | | |
| NOTE 103- | Incl. (2) D6PZ 9J500-A, limiter, (1) D7AZ 9C477-A gasket, (1) D70Z 9447-A gasket, (1) 375016-S2 screw | | | | | | | | | |
| NOTE 104- | Incl. (2) D6PZ 9J500-A limiter, (1) D7AZ 9C477-A gasket, (1) D7AZ 9447-B gasket, (1) 375016-S2 screw | | | | | | | | | |
| NOTE 105- | Incl. (2) D6PZ 9J500-A limiter, (1) D7AZ 9C477-A gasket, (1) D7AZ 9447-B gasket, (1) D5AZ-9848-C cap, (1) 375016-S2 screw | | | | | | | | | |
| NOTE 107- | Incl. (2) D6PZ 9J500-A limiter, (1) D7AZ 9C477-A gasket, D70Z 9447-A gasket, (1) D8AZ 9848-E cap, (1) 375016-S2 screw | | | | | | | | | |
| NOTE 111- | Incl. (2) D6PZ 9J500-A limiter, (1) D7AZ 9C477-A gasket, D70Z 9447-A gasket, (1) D5TZ 9A565-B valve, (1) 375016-S2 screw | | | | | | | | | |
| NOTE 112- | Incl. (2) D6PZ 9J500-A limiter, (1) D7AZ 9C477-A gasket, (1) D70Z 9447-A gasket, (1) D50Z 9848-A cap, (1) 375016-S2 screw | | | | | | | | | |
| NOTE 113- | Incl. (2) D6PZ 9J500-A limiter, (1) D7AZ 9C477-A gasket, (1) D7AZ 9447-B gasket, (1) D7TZ 9848-A cap, 375016-S2 screw | | | | | | | | | |
| 77 | E-100 -- A/T Calif. | 8 | 351W | F-2 | D7PE-ACA | 6 | 103 | D7PZ 9510-AC *CA-1590-A | | 37L |
| 77 | E100 -- A/T-exc. Calif. emission | 8 | 351W | F-2 | D7UE-YA | 6 | 13 | D7UZ 9510-Y *CA-1588 | D7PZ 9510-AF *CA-1588-A | 37L |
| 77 | E100 -- A/T-exc. Calif. emission | 8 | 351W | F-2 | D7PE-AFA | 6 | 103 | D7PZ 9510-AF *CA-1588-A | | 37L |
| 77 | E100 -- A/T-Hi altitude | 8 | 351W | F-2 | D7UE-AAA | 6 | 13 | D7UZ 9510-AA *CA-1592 | D7PZ 9510-AD *CA-1592-A | 37M |
| 77 | E100 -- A/T-Hi-altitude carb. | 8 | 351W | F-2 | D7PE-ADA | 6 | 103 | D7PZ 9510-AD *CA-1592-A | | 37M |
| 77 | E150/250 -- M/T-Calif. emission | 8 | 351W | F-2 | D7UE-ACA | 6 | 13 | D7UZ 9510-AC *CA-1597 | | 37L |
| 77 | E150/250 -- M/T-Calif. emission | 8 | 351W | F-2 | D7PE-BGA | 6 | 103 | D7PZ 9510-BG *CA-1597-A | | 37L |
| 77/78 | E150/250 -- M/T-exc. Calif. emission | 8 | 351W | F-2 | D7UE-AEA | 6 | 13 | D7UZ 9510-AE *CA-1595 | D7PZ 9510-AG *CA-1975 | 37L |
| 77/78 | E150/350 -- exc. Calif. emission | 8 | 351W | F-2 | D7PE-AGA | 6 | 103 | D7PZ 9510-AG *CA-1975 | | 37L |
| 77 | E150/250 -- M/T-exc. Calif. emission | 8 | 351W | F-2 | D8PE-DDA | 6 | 103 | D8PZ 9510-DD *CA-2348 | | 37L |
| 77 | E150/350 -- A/T-Calif. emission "Before Ser. X80,001" | 8 | 351W | F-2 | D7UE-ABA | 6 | 13 | D7UZ 9510-AB *CA-1596 | D7PZ 9510-AB *CA-1974 | 37L |
| 77 | E150/350 -- A/T-Calif. emission "From Ser X80,001" | 8 | 351W | F-2 | D7UE-ARB | 6 | 13 | D7UZ 9510-AR *CA-1767 | | 37L |
| 77 | E150/350 -- A/T Calif. | 8 | 351W | F-2 | D7PE-ABA | 6 | 103 | D7PZ 9510-AB *CA-1974 | | 37L |
| 77 | E150/350 -- Calif. emission | 8 | 351W | F-2 | D8PE-CLA | 6 | 111 | D8PZ 9510-CL *CA-2339 | | 37Q |
| 77 | E150/350 -- A/T-exc. Calif. emission - "Before Ser. Y00,001" | 8 | 351W | F-2 | D7UE-ANA | 6 | 13 | D7UZ 9510-AD *CA-1594 | D7PZ 9510-AG *CA-1975 | 37L |
| 77/78 | E150/350 -- A/T-exc. Calif. emission- "From Ser. Y00,001" | 8 | 351W | F-2 | D7UE-APA | 6 | 13 | D7UZ 9510-AP *CA-1791 | D7PZ 9510-AG *CA-1975 | 37L |
| 77/78 | E150/350 -- A/T-exc. Calif. emission | 8 | 351W | F-2 | D8PE-AYA | 6 | 103 | D8PZ 9510-AY *CA-2345 | | 37L |
| 78 | F100 -- M/T-exc. Calif. emission | 8 | 351M | F-2 | D8TE-ARA | 6 | 13 | D8TZ 9510-AR *CA-1937 | | 37R |
| 78 | F100 -- M/T-exc. Calif. emission | 8 | 351M | F-2 | D8PE-CUA | 6 | 104 | D8PZ 9510-CU *CA-2343 | | 37R |
| 78 | F150/250 -- M/T-Calif. emission "Before Ser. AJ0,001" | 8 | 351M | F-2 | D8TE-DA | 6 | 13 | D8TZ 9510-D *CA-1856 | | 37R |

1973/79
TRUCK SERIES 100/500

APPLICATION CHART

| YEAR | MODEL | ENGINE | | TYPE | IDENTIFICATION | ILLUS. SEC. 95 PAGE | NOTES | PART NUMBER | REPLACED BY | PARTS LIST 95. |
|--|---|---|--------------------|------|----------------|------------------------------|-------|--------------------------|-------------|----------------------|
| | | C Y L. | C.I.D. (C.C.D.) | | | | | | | |
| 9510 | CARBURETOR ASSY. — Cont'd Refer to page 20 for carburetor application instructions | | | | | | | | | |
| 8 CYLINDER 5.8L (351 C.I.D.) ENGINE | | | | | | | | | | |
| | NOTE 1— | Incl. (2) D6PZ 9J500—A limiter, (1) 383338—S2 screw, (1) D5ZZ 9C477—A gasket, (1) D70Z 9447—A gasket | | | | | | | | |
| | NOTE 3— | Incl. (2) C7AZ-9J500-B limiter, (1) 375016-S2 screw, (1) 383338-S2 screw, (1) D5ZZ 9C477-A gasket, (1) D50Z 9447-B gasket | | | | | | | | |
| | NOTE 13— | Incl. mounting gasket | | | | | | | | |
| | NOTE 103— | Incl. (2) D6PZ 9J500—A, limiter, (1) D7AZ 9C477—A gasket, (1) D70Z 9447—A gasket, (1) 375016—S2 screw | | | | | | | | |
| | NOTE 104— | Incl. (2) D6PZ 9J500—A limiter, (1) D7AZ 9C477—A gasket, (1) D7AZ 9447—B gasket, (1) 375016—S2 screw | | | | | | | | |
| | NOTE 105— | Incl. (2) D6PZ 9J500—A limiter, (1) D7AZ 9C477—A gasket, (1) D7AZ 9447—B gasket, (1) D5AZ 9848—C cap, (1) 375016—S2 screw | | | | | | | | |
| | NOTE 107— | Incl. (2) D6PZ 9J500—A limiter, (1) D7AZ 9C477—A gasket, D70Z 9447—A gasket, (1) D8AZ 9848—E cap, (1) 375016—S2 screw | | | | | | | | |
| | NOTE 112— | Incl. (2) D6PZ 9J500—A limiter, (1) D7AZ 9C477—A gasket, (1) D70Z 9447—A gasket, (1) D50Z 9848—A cap, (1) 375016—S2 screw | | | | | | | | |
| | NOTE 113— | Incl. (2) D6PZ 9J500—A limiter, (1) D7AZ 9C477—A gasket, (1) D7AZ 9447—B gasket, (1) D7TZ 9848—A cap, 375016—S2 screw | | | | | | | | |
| 78 | F150/250—M/T— Calif. emission— "From Ser. AJ0,001 to B60,001" | 8 | 351M | F-2 | D8TE-CTA | 6 | 13 | D8TZ 9510-CT *CA-2002 | | 37R |
| 78 | F150/250 M/T—Calif. emission "From Ser. B60,001" | 8 | 351M | F-2 | D8TE-DBA | 6 | 13 | D8TZ 9510-DB *CA-2050 | | 37R |
| 78 | F150/250 -- M/T— Calif. emission | 8 | 351M | F-2 | D8PE-CTA | 6 | 113 | D8PZ 9510-CT *CA-2342 | | 37R |
| 78 | F350 -- M/T—Calif. emission | 8 | 351M | F-2 | D8TE-BLA | 6 | 13 | D8TZ 9510-BL *CA-1960 | | 37R |
| 77 | F150/350 -- Calif. emission | 8 | 351 | F-2 | D8PE-CRA | 6 | 106 | D8PZ 9510-CR *CA-2336 | | 37R |
| 78 | F350 -- Calif. emission | 8 | 351 | | | | | | | |
| 78 | F100/250 -- A/T—Calif. emission | 8 | 351M | F-2 | D8TE-CRA | 6 | 13 | D8TZ 9510-L *CA-1860 | | 37R |
| 78 | F100/250 -- A/T—Calif. emission | 8 | 351M | F-2 | D8PE-APA | 6 | 105 | D8PZ 9510-AP *CA-2344 | | 37R |
| 78 | F350 -- A/T—Calif. emission | 8 | 351M | F-2 | D8TE-BJA | 6 | 13 | D8TZ 9510-E *CA-1857 | | 37R |
| 78 | F100 -- A/T Hi-altitude | 8 | 351M | F-2 | D8TE-ATA | 6 | 13 | D8TZ 9510-AT *CA-1869 | | 37S |
| 78 | E100 -- M/T—exc. Calif. emission | 8 | 351W | F-2 | D8UE-DA | 6 | 13 | D8UZ 9510-D *CA-1873 | | 37Q |
| 78 | E100 -- M/T—exc. Calif. emission | 8 | 351W | F-2 | D8PE-CNA | 6 | 103 | D8PZ 9510-CN *CA-2334 | | 37Q |
| 77 | E100 -- A/T—Calif. emission | 8 | 351W | F-2 | D8PE-CPA | 6 | 112 | D8PZ 9510-CP *CA-2341 | | 37Q |
| 78 | E150/250 -- M/T— Calif. emission | 8 | 351W | | | | | | | |
| 78 | E150/250 -- M/T—Calif. emission | 8 | 351W | F-2 | D8UE-KA | 6 | 13 | D8UZ 9510-K *CA-1875 | | 37Q |
| 78 | E100 -- A/T—exc. Calif. emission | 8 | 351W | F-2 | D8UE-GA | 6 | 13 | D8UZ 9510-G *CA-1874 | | 37Q |
| 78 | E100 -- A/T—exc. Calif. emission | 8 | 351W | F-2 | D8PE-CMA | 6 | 103 | D8PZ 9510-CM *CA-2333 | | 37Q |
| 78 | E100 -- A/T—Calif. emission | 8 | 351W | F-2 | D8UE-HA | 6 | 13 | D8UZ 9510-H *CA-1918 | | 37Q |
| 78 | E150/250 -- A/T—Calif. emission | 8 | 351W | F-2 | D8UE-MA, MB | 6 | 13 | D8UZ 9510-M *CA-1876 | | 37Q |
| 78 | E100/250 -- A/T— Calif. emission | 8 | 351W | F-2 | D8PE-AVA | 6 | 107 | D8PZ 9510-AV *CA-2340 | | 37Q |
| 78 | E350 -- A/T—Calif. emission | 8 | 351W | F-2 | D8UE-SA | 6 | 13 | D8UZ 9510-S *CA-1888 | | 37Q |
| 79 | F100 -- A/T—with A/C—exc. Calif. emission | 8 | 351M | F-2 | D9TE-ALB | 6 | 13 | D9TZ 9510-AL *CA-2132 | | 37X |
| 79 | F150/250 -- A/T— with A/C | 8 | 351M | | | | | | | |

1973/79
TRUCK SERIES 100/500

APPLICATION CHART

| YEAR | MODEL | ENGINE | | TYPE | IDENTIFICATION | ILLUS. SEC. 95 PAGE | NOTES | PART NUMBER | REPLACED BY | PARTS LIST 95. |
|--|---|--------------|--------------------|------|----------------|---------------------|-------|--------------------------|--------------------------|----------------|
| | | C Y L. | C.I.D. (C.C.D.) | | | | | | | |
| 9510 CARBURETOR ASSY. — Cont'd | | | | | | | | | | |
| Refer to page 20 for carburetor application instructions | | | | | | | | | | |
| 8 CYLINDER 5.8L (351 C.I.D.) ENGINE | | | | | | | | | | |
| NOTE 1- | Incl. (2) D6PZ 9J500-A limiter, (1) 383338-S2 screw, (1) D5ZZ 9C477-A gasket, (1) D70Z 9447-A gasket | | | | | | | | | |
| NOTE 3- | Incl. (2) C7AZ-9J500-B limiter, (1) 375016-S2 screw, (1) 383338-S2 screw, (1) D5ZZ 9C477-A gasket, (1) D50Z 9447-B gasket | | | | | | | | | |
| NOTE 13- | Incl. mounting gasket | | | | | | | | | |
| NOTE 103- | Incl. (2) D6PZ 9J500-A, limiter, (1) D7AZ 9C477-A gasket, (1) D70Z 9447-A gasket, (1) 375016-S2 screw | | | | | | | | | |
| NOTE 104- | Incl. (2) D6PZ 9J500-A limiter, (1) D7AZ 9C477-A gasket, (1) D7AZ 9447-B gasket, (1) 375016-S2 screw | | | | | | | | | |
| 79 | F100 -- A/T--without A/C--exc. Calif. emission | 8 | 351M | F-2 | D9TE-AMB | 6 | 13 | D9TZ 9510-AM *CA-2133 | | 37X |
| 79 | F150/250 -- A/T--without A/C | 8 | 351M | | | | | | | |
| 79 | F100/150 -- 2/W/D--M/T w/3.00,3.50, rear axle ratio | 8 | 351M | F-2 | D9TE-BJB | 6 | 13 | D9TZ 9510-BJ *CA-2144 | | 37W |
| 79 | F150/250 -- 4/W/D--M/T w/3.50,3.54 rear axle ratio | 8 | 351M | | | | | | | |
| 79 | F250 -- 2/W/D--M/T-3.54 rear axle ratio | 8 | 351M | | | | | | | |
| 79 | F150/250 -- 4/W/D--M/T-w/4.10,4.11 rear axle ratio | 8 | 351M | F-2 | D9TE-BNB | 6 | 13 | D9TZ 9510-BN *CA-2174 | | 37W |
| 79 | F250 -- 2/W/D--M/T-w/4.10 rear axle ratio | 8 | 351M | | | | | | | |
| 79 | F100 -- A/T--without A/C--Calif. emission--"Before Ser. DJ0,001" | 8 | 351M | F-2 | D9TE-BPB | 6 | 13 | D9TZ 9510-BP *CA-2189 | D9TZ 9510-DF *CA-2236 | 37X |
| 79 | F100 -- A/T--with A/C--Calif. emission--"Before Ser. DJ0,001" | 8 | 351M | F-2 | D9TE-BRB | 6 | 13 | D9TZ 9510-BR *CA-2190 | | 37X |
| 79 | F100 -- A/T--without A/C--Calif. emission--"From Ser. DJ0,001" | 8 | 351M | F-2 | D9TE-DFB | 6 | 13 | D9TZ 9510-DF *CA-2236 | | 37X |
| 79 | F100 -- A/T--with A/C--Calif. emission--"From Ser. DJ0,001" | 8 | 351M | F-2 | D9TE-DGB | 6 | 13 | D9TZ 9510-DG *CA-2237 | | 37X |
| 79 | F350 -- 2/W/D--A/T--exc. Calif. emission | 8 | 351M | F-2 | D9TE-BGB,DNA | 6 | 13 | D9TZ 9510-BG *CA-2136 | | 37W |
| 79 | F350 -- 2/W/D--A/T--Calif. emission | 8 | 351M | F-2 | D9TE-BHB,DPA | 6 | 13 | D9TZ 9510-BH *CA-2137 | | 37X |
| 79 | F350 -- M/T--Canada | 8 | 351 | F-2 | D9TE-EDA | 6 | 13 | D9TZ 9510-ED *CA-2509 | | 37Z |
| 79 | E100 -- A/T | 8 | 351W | F-2 | D9UE-DB | 6 | None | D9UZ 9510-D *CA-2141 | | 37T |
| 79 | E150/250 -- M/T exc. Calif. emission | 8 | 351W | F-2 | D9UE-EB | 6 | None | D9UZ 9510-E *CA-2142 | | 37U |
| 79 | E100/250 -- A/T--Hi altitude | 8 | 351W | F-2 | D9UE-GA | 6 | 13 | D9UZ 9510-G *CA-2203 | | 37V |
| 79 | E150/250 -- A/T | 8 | 351W | F-2 | D9UE-PA | 6 | None | D9UZ 9510-P *CA-2221 | | 37Y |
| 79 | E350 -- A/T | 8 | 351W | F-2 | D9UE-HA | 6 | None | D9UZ 9510-H *CA-2162 | | 37Y |
| 79 | E150/350 -- A/T--Canada | 8 | 351W | F-2 | D9UE-JA | 6 | 13 | D9UZ 9510-J *CA-2180 | | 37T |
| 79 | E150/250 -- M/T--Canada | 8 | 351W | F-2 | D9UE-KA | 6 | 13 | D9UZ 9510-K *CA-2193 | | 37U |

1973/79
TRUCK SERIES 100/500

APPLICATION CHART

| YEAR | MODEL | ENGINE | | TYPE | IDENTIFICATION | ILLUS. SEC. 95 PAGE | NOTES | PART NUMBER | REPLACED BY | PARTS LIST 95. |
|--|---|--------------|--------------------|------|-------------------|------------------------------|-------|----------------------------|----------------------------|----------------------|
| | | C Y L. | C.I.D. (C.C.D.) | | | | | | | |
| 9510 | CARBURETOR ASSY. — Cont'd | | | | | | | | | |
| Refer to page 20 for carburetor application instructions | | | | | | | | | | |
| 8 CYLINDER 5.9L (360 C.I.D.) ENGINE | | | | | | | | | | |
| NOTE 1- | Incl. (1) D2TZ 9447-B gasket, (1) D3TZ 9C477-B gasket, (1) 87972-S fitting, (1) 375016-S2 screw, (1) 383338-S2 screw | | | | | | | | | |
| NOTE 2- | Incl. (2) C7AZ 9J500-B limiter, (1) D3TZ 9447-J gasket, (1) D4TZ 9C477-A gasket (1) 375016-S2 screw, (1) 383338-S2 screw | | | | | | | | | |
| NOTE 3- | Incl. (2) D6PZ 9J500-A limiter (1) D4TZ 9C477-A gasket, (1) D3TZ 9447-J gasket, (1) 375016-S2 screw, (1) 383338-S2 screw, (1) D2AF 9D563-AB swivel, | | | | | | | | | |
| NOTE 5- | Incl. (2) C7AZ 9J500-B limiter, (1) 383338-S2 screw, (1) D5TZ 9C477-C gasket, (1) D5TZ 9447-H gasket | | | | | | | | | |
| NOTE 7- | Incl. (2) C7AZ 95500-B, (1) 383338-S2 Screw, (1) D4TE 9C781-AA bush, (1) 34656-S2 nut | | | | | | | | | |
| NOTE 8- | Incl. (1) D3TZ 9447-J gasket, (1) D4TZ 9C477-A gasket, (1) 375015-S2 screw, (1) 383338-S2 screw, (1) 87972-S fitting, | | | | | | | | | |
| NOTE 13 - | Incl. mounting gasket | | | | | | | | | |
| 73 | F100 -- M/T-Imco emission - "Before Ser. Y20,001" | 8 | 360 | F-2 | D3TF-DC | 4 | 13 | D3TZ 9510-D *CA-1002 | D4PZ 9510-BF *CA-1055-B | 30A |
| 73 | F250/350 -- M/T-Imco | 8 | 360 | F-2 | D3TF-GC | 4 | 13 | D3TZ 9510-G *CA-1004 | D4PZ 9510-BG *CA-938-D | 30B |
| 73 | F250/500 -- C6-Imco | 8 | 360 | F-2 | D3TF-HC | 4 | 13 | D3TZ 9510-H *CA-1005 | D4PZ 9510-BG *CA-938-D | 30C |
| 73 | M450/500 | 8 | 360 | | | | | | | |
| 73 | F100 -- C6-Imco | 8 | 360 | F-2 | D3TF-MB | 4 | 13 | D3TZ 9510-M *CA-1031 | D4PZ 9510-BF *CA-1055-B | 30D |
| 73 | F250/350 | 8 | 360 | F-2 | D3PF-MA | 4 | 1 | D3TZ 9510-N *CA-938-B | D4PZ 9510-BG *CA-938-D | 30E |
| 73 | M450/500 | 8 | 360 | | | | | | | |
| 73 | F100 | 8 | 360 | F-2 | D4PE-CBA | 4 | 3 | D3PZ 9510-CB *CA-1807 | | 30AH |
| 73 | F100 | 8 | 360 | F-2 | D4PE-BVA | 4 | 5 | D3PZ 9510-BV *CA-1804 | | 30AH |
| 73 | F100 | 8 | 360 | F-2 | D3PF-KA, KD | 4 | 6 | D3TZ 9510-R *CA-1055 | D4PZ 9510-BF *CA-1055-B | 30F |
| 74 | F100 -- M/T-without T/E | 8 | 360 | F-2 | D4TE-GA | 4 | 13 | D4TZ 9510-GA *CA-1142 | D4PZ 9510-BF *CA-1055-B | 30G |
| 74/75 | F250/350 -- M/T- "Before Ser. W00,001" | 8 | 360 | F-2 | D4TE-HA | 4 | 13 | D4TZ 9510-HA *CA-1190 | D4PZ 9510-BG *CA-938-D | 30H |
| 74/75 | F250/350 -- C6- "Before Ser. W00,001" | 8 | 360 | F-2 | D4TE-JA | 4 | 13 | D4TZ 9510-JA *CA-1189 | D4PZ 9510-BG *CA-938-D | 30J |
| 74 | M450 | 8 | 360 | | | | | | | |
| 74 | F100 -- C6-without T/E | 8 | 360 | F-2 | D4TE-SA | 4 | 13 | D4TZ 9510-SA *CA-1139 | D4PZ 9510-BF *CA-1055-B | 30L |
| 74 | F100 -- 4/W/D-M/T- without T/E | 8 | 360 | F-2 | D4TE-TA | 4 | 13 | D4TZ 9510-TA *CA-1138 | D4PZ 9510-BF *CA-1055-B | 30M |
| 74 | F100 -- M/T-with T/E | 8 | 360 | F-2 | D4TE-ADA | 4 | 13 | D4TZ 9510-AD *CA-1168 | D4TZ 9510-N *CA-1194 | 30N |
| 74 | F100 -- C6-with T/E | 8 | 360 | F-2 | D4TE-AFA | 4 | 13 | D4TZ 9510-AF *CA-1169 | D4TZ 9510-N *CA-1194 | 30P |
| 74 | F100 -- M/T-with T/E | 8 | 360 | F-2 | D4TF-DA | 4 | 13 | D4TZ 9510-D *CA-1067 | D4TZ 9510-N *CA-1194 | 30Q |
| 74 | F100 -- with T/E | 8 | 360 | F-2 | D4PE-ZA, D4TE-BAA | 4 | 2 | D4TZ 9510-N *CA-1194 | D4PZ 9510-BE *CA-1194-A | 30R |
| 74 | F100 -- with T/E | 8 | 360 | F-2 | D4PE-BEA | 4 | 9 | D4PZ 9510-BE *CA-1194-A | | 30R |
| 74 | F100 -- without T/E | 8 | 360 | F-2 | D4PE-PA | 4 | 7 | D4TZ 9510-P *CA-1055-A | D4PZ 9510-BF *CA-1055-B | 30S |
| 73 | F100 | 8 | 360 | | | | | | | |
| 74 | F100 | 8 | 360 | F-2 | D4PE-BFA, BFB | 4 | 2 | D4PZ 9510-BF *CA-1055-B | | 30S |
| 73/75 | F250/350- "Before Ser. W00,001" | 8 | 360 | F-2 | D4PE-SA | 4 | 8 | D4TZ 9510-S *CA-938-C | D4PZ 9510-BG *CA-938-D | 30T |
| 73 | M450/500 | 8 | 360 | | | | | | | |
| 74 | F250/350 | 8 | 360 | F-2 | D4PE-BGA | 4 | 2 | D4PZ 9510-BG *CA-938-D | | 30J |

**1973/79
TRUCK SERIES 100/500**

APPLICATION CHART

| YEAR | MODEL | ENGINE | | TYPE | IDENTIFICATION | ILLUS. SEC. 95 PAGE | NOTES | PART NUMBER | REPLACED BY | PARTS LIST 95. |
|--|---|--|--------------------|------|--------------------------|------------------------------|-------|----------------------------|----------------------------|----------------------|
| | | C Y L. | C.I.D. (C.C.D.) | | | | | | | |
| 9510 CARBURETOR ASSY. — Cont'd | | | | | | | | | | |
| Refer to page 20 for carburetor application instructions | | | | | | | | | | |
| 8 CYLINDER 5.9L (360 C.I.D.) ENGINE | | | | | | | | | | |
| | NOTE 1— | Incl. (1) D2TZ 9447-B gasket, (1) D3TZ 9C477-B gasket, (1) 87972-S fitting, (1) 375016-S2 screw, (1) 383338-S2 screw | | | | | | | | |
| | NOTE 4— | Incl. (2) C7AZ 9J500-B limiter, (1) 375016-S screw, (1) 383338-S2, (1) D5TZ 9C477-C gasket, (1) D5TZ 9447-H gasket | | | | | | | | |
| | NOTE 13 — | Incl. mounting gasket | | | | | | | | |
| | NOTE 5— | Incl. (2) C7AZ 9J500-B limiter, (1) 383338-S2 screw, (1) D5TZ 9C477-C gasket, (1) D5TZ 9447-H gasket | | | | | | | | |
| | NOTE 14— | Incl. (2) D6PZ 9J500-A limiter, (1) 383338-S2 screw, (1) D5TZ 9C477-C gasket, (1) D5TZ 9447-H gasket | | | | | | | | |
| 75/76 | F100 — M/T—exc. Calif. emission | 8 | 360 | F-2 | D5TE-VA | 6 | 13 | D5TZ 9510-V *CA-1253 | D5PZ 9510-J *CA-1311-A | 30U |
| 75/76 | F100 — C6—exc. Calif. emission "Before Ser. A50,001" | 8 | 360 | F-2 | D5TE-ZA,ZB | 6 | 13 | D5TZ 9510-Z *CA-1255 | D5PZ 9510-H *CA-1532 | 30V |
| 75 | F100 — exc. Calif. | 8 | 360 | F-2 | D5PE-HA | 6 | 4 | D5PZ 9510-H *CA-1532 | | 30V |
| 76 | F100 — C6 — exc. Calif. emission "From Ser. A50,001" | 8 | 360 | F-2 | D6TE-SA | 6 | 13 | D6TZ 9510-S *CA-1518 | | 30AG |
| 76 | F100 — A/T—exc. Calif. | 8 | 360 | F-2 | D6PE-APA | 6 | 14 | D6PZ 9510-AP *CA-1518-A | | 30AG |
| 75/76 | F100 — C6—Calif. emission | 8 | 360 | F-2 | D5TE-AUA,AUB | 6 | 13 | D5TZ 9510-AU *CA-1286 | D5PZ 9510-Z *CA-1531 | 30W |
| 75 | F100 — C6—Calif. emission | 8 | 360 | F-2 | D5PE-ZA | 6 | 4 | D5PZ 9510-Z *CA-1531 | | 30W |
| 75/76 | F100 — M/T—Calif. emission "Before Ser. A75,001" | 8 | 360 | F-2 | D5TE-BCA,BCB | 6 | 13 | D5TZ 9510-BC *CA-1287 | D5PZ 9510-P *CA-1287-A | 30X |
| 75 | F100 — M/T—Calif. emission | 8 | 360 | F-2 | D5PE-PA | 6 | 5 | D5PZ 9510-P *CA-1287-A | | 30X |
| 76 | F100 — M/T "From Ser. A75,001" | 8 | 360 | F-2 | D6TE-RA | 6 | 13 | D6TZ 9510-R *CA-1523 | D6PZ 9510-AM *CA-1523-A | 30AG |
| 76 | F100 — M/T | 8 | 360 | F-2 | D6PE-AMA | 6 | 14 | D6PZ 9510-AM *CA-1523-A | | 30AG |
| 75/76 | F100 — C6—Calif. emission "Before Ser. A75,001" | 8 | 360 | F-2 | D5TE-BDA,BDB | 6 | 13 | D5TZ 9510-BD *CA-1288 | D5PZ 9510-Z *CA-1531 | 30Y |
| 76 | F100 — C6—Calif. emission "From Ser. A75,001" | 8 | 360 | F-2 | D6TE-TA | 6 | 13 | D6TZ 9510-T *CA-1524 | | 30AG |
| 76 | F100 — A/T—Calif. emission | 8 | 360 | F-2 | D6PE-ANA | 6 | 14 | D6PZ 9510-AN *CA-1524-A | | 30AG |
| 75/76 | F100 — M/T—exc. Calif. emission | 8 | 360 | F-2 | D5TE-BFA,BFB | 6 | 13 | D5TZ 9510-BF *CA-1311 | D5PZ 9510-J *CA-1311-A | 30AA |
| 75 | F100 — M/T—exc. Calif. emission | 8 | 360 | F-2 | D5PE-JA | 6 | 5 | D5PZ 9510-J *CA-1311-A | | 30AA |
| 75/76 | F100 — C6—exc. Calif. emission | 8 | 360 | F-2 | D5TE-BGA | 6 | 13 | D5TZ 9510-BG *CA-1312 | D5PZ 9510-H *CA-1532 | 30AB |
| 75/76 | F150/350 — A/T—exc. Calif. emission— "From Ser. W00,001" | 8 | 360 | F-2 | D5TE-ASA | 6 | 13 | D5TZ 9510-AS *CA-1313 | D5PZ 9510-S *CA-1533 | 30AC |
| 75/76 | F150/350 — M/T exc. Calif. emission— "From Ser. W00,001" | 8 | 360 | F-2 | D5TE-ATA | 6 | 13 | D5TZ 9510-AT *CA-1314 | D5PZ 9510-S *CA-1533 | 30AD |
| 75/76 | F150/350 — exc. Calif. emission | 8 | 360 | F-2 | D5PE-SA | 6 | 6 | D5PZ 9510-S *CA-1533 | | 30AC |
| 75/76 | F150/350 — M/T—Calif. emission "From Ser. W00,001" | 8 | 360 | F-2 | D5TE-YA | 6 | 13 | D5TZ 9510-Y *CA-1254 | D5PZ 9510-L *CA-1530 | 30AE |
| 75/76 | F150/350 — Calif. emission | 8 | 360 | F-2 | D5TE-AAF,YF, D6PE-ARA | 6 | 14 | D6PZ 9510-AR *CA-1813 | | 30AF |

1973/79
TRUCK SERIES 100/500

APPLICATION CHART

| YEAR | MODEL | ENGINE | | TYPE | IDENTIFICATION | ILLUS. SEC. 95 PAGE | NOTES | PART NUMBER | REPLACED BY | PARTS LIST 95. |
|------|-------|--------------|--------------------|------|----------------|------------------------------|-------|-------------|-------------|----------------------|
| | | C Y L. | C.I.D. (C.C.D.) | | | | | | | |

9510 CARBURETOR ASSY. — Cont'd

Refer to page 20 for carburetor application instructions

8 CYLINDER 5.9L (360 C.I.D.) ENGINE

NOTE 4— Incl. (2) C7AZ 9J500-B limiter, (1) 375016-S screw, (1) 383338-S2, (1) D5TZ 9C477-C gasket, (1) D5TZ 9447-H gasket

NOTE 13 — Incl. mounting gasket

| | | | | | | | | | | |
|-------|--|---|-----|-----|----------|---|----|--------------------------|-------------------------|------|
| 75/76 | F150/350 -- Calif. emission | 8 | 360 | F-2 | D5PE-LA | 6 | 4 | D5PZ 9510-L *CA-1530 | | 30AP |
| 75/76 | F150/350 -- A/T- Calif. emission "From Ser. W00,001" | 8 | 360 | F-2 | D5TE-AAA | 6 | 13 | D5TZ 9510-AA *CA-1256 | D5PZ 9510-L *CA-1530 | 30AF |
| 75/76 | F100 -- M/T- Canada | 8 | 360 | F-2 | D5TE-BYA | 6 | 13 | D5TZ 9510-BY *CA-1384 | | 30AA |

8 CYLINDER 6.4L (390 C.I.D.) ENGINE

NOTE 1 — Incl. (1) D2TZ 9447-B gasket, (1) D3TZ 9C477-B gasket, (1) 87972-S fitting, (1) 375016-S2 screw, (1) 383338-S2 screw

NOTE 2— Incl. (2) C7AZ 9J500-B limiter, (1) D3TZ 9447-J gasket, (1) D4TZ 9C477-A gasket, (1) 375016-S2, (1) 383338-S2 screw

NOTE 7 — Incl. (2) C7AZ 9J500-B limiter, (1) D3TZ 9447-J gasket, (1) D4TZ 9C477-A gasket, (1) 34656-S2 nut, (1) 375016-S2 screw, (1) 383338-S2 screw, (1) D4PE 9L575-AA pin, (1) D4TE 9C781-AA bushing

NOTE 8 — Incl. (1) D3TZ 9447-J gasket, (1) D4TZ 9C477-A gasket, (1) 34656-S2 nut, (1) 87972-S fitting, (1) 375016-S2 screw, (1) 383338-S2 screw, (1) D4PE 9L575-AA pin, (1) D4TE 9C781-AA bushing

NOTE 9 — Incl. (2) C7AZ 9J500-B limiter, (1) 375016-S2 screw

NOTE 13 — Incl. mounting gasket

| | | | | | | | | | | |
|-------|--|---|-----|-----|---|---|----|----------------------------|----------------------------|------|
| 73 | F250/350 -- M/T-Imco | 8 | 390 | F-2 | D3TF-CG | 4 | 13 | D3TZ 9510-G *CA-1004 | D4PZ 9510-BG *CA-938-D | 30B |
| 73 | F250/350 -- C6-Imco | 8 | 390 | F-2 | D3TF-HC | 4 | 13 | D3TZ 9510-H *CA-1005 | D4PZ 9510-BG *CA-938-D | 30C |
| 73 | M450/500 | 8 | 390 | | | | | | | |
| 73 | F100 -- C6-Imco | 8 | 390 | F-2 | D3TF-MB | 4 | 13 | D3TZ 9510-M *CA-1025 | D4PZ 9510-BF *CA-1055-B | 30D |
| 73 | F250/350 | 8 | 390 | F-2 | D3PF-MA | 4 | 1 | D3TZ 9510-N *CA-938-B | D4PZ 9510-BG *CA-938-D | 30E |
| 73 | M450/500 | 8 | 390 | | | | | | | |
| 73 | F100 | 8 | 390 | F-2 | D3PF-KA, KD, D3TF- DD, DE, MC, MD, ME, SA, UA, VA, XA | 4 | 9 | D3TZ 9510-R *CA-1055 | D4PZ 5910-BF *CA-1055-B | 30F |
| 74/75 | F250/350 -- M/T- "Before Ser. W00,001" | 8 | 390 | F-2 | D4TE-HA | 4 | 13 | D4TZ 9510-HA *CA-1190 | D4PZ 9510-BG *CA-938-D | 30H |
| 74/75 | F250/350 -- C6 "Before Ser. W00,001" | 8 | 390 | F-2 | D4TE-JA | 4 | 13 | D4TZ 9510-JA *CA-1189 | D4PZ 9510-BG *CA-938-D | 30J |
| 74 | M450/500 | 8 | 390 | | | | | | | |
| 74 | F100 -- C6 | 7 | 390 | F-2 | D4TE-RA | 4 | 13 | D4TZ 9510-RA *CA-1140 | D4PZ 9510-BF *CA-1055-B | 30K |
| 74 | F100 | 8 | 390 | F-2 | D4PE-PA | 4 | 7 | D4TZ 9510-P *CA-1055-A | D4PZ 9510-BF *CA-1055-B | 30S |
| 74 | F100 | 8 | 390 | F-2 | D4PE-BFA, BFB | 4 | 2 | D4PZ 9510-BF *CA-1055-B | | 30S |
| 73/74 | F250/350 | 8 | 390 | F-2 | D4PE-SA | 4 | 8 | D4TZ 9510-S *CA-938-C | D4PZ 9510-BG *CA-938-D | 30T |
| 73/74 | M450/500 | 8 | 390 | | | | | | | |
| 74 | F250/350 | 8 | 390 | F-2 | D4PE-BGA | 4 | 2 | D4PZ 9510-BG *CA-938-D | | 30J |
| 74/75 | F250/350 -- M/T- "Before Ser. W00,001" | 8 | 390 | H-4 | D4TE-ARA | 8 | 13 | D4TZ 9510-AR *CA-1156 | | 36A |
| 74/75 | F250/350 -- C6- "Before Ser. W00,001" | 8 | 390 | H-4 | D4TE-ASA | 8 | 13 | D4TZ 9510-AS *CA-1157 | | 36B |
| 74 | M450/500 | 8 | 390 | | | | | | | |
| 75/76 | F100 -- C6-exc. Calif. emission "Before Ser. A50,001" | 8 | 390 | F-2 | D5TE-BEA, BEB | 6 | 13 | D5TZ 9510-BE *CA-1310 | D5PZ 9510-H *CA-1532 | 30Z |
| 76 | F100 -- C6-exc. Calif. emission "From Ser. A50,001" | 8 | 390 | F-2 | D6TE-SA | 6 | 13 | D6TZ 9510-S *CA-1518 | | 30AG |

**1973/79
TRUCK SERIES 100/500**

SECTION 95 41

APPLICATION CHART

| YEAR | MODEL | ENGINE | | TYPE | IDENTIFICATION | ILLUS. SEC. 95 PAGE | NOTES | PART NUMBER | REPLACED BY | PARTS LIST 95. |
|---|---|--------------|--------------------|------|----------------|------------------------------|-------|----------------------------|----------------------------|----------------------|
| | | C Y L. | C.I.D. (C.C.D.) | | | | | | | |
| 9510 CARBURETOR ASSY. — Cont'd | | | | | | | | | | |
| Refer to page 20 for carburetor application instructions | | | | | | | | | | |
| 8 CYLINDER 6.4L (390 C.I.D.) ENGINE | | | | | | | | | | |
| NOTE 1 — Incl. (1) D2TZ 9447-B gasket, (1) D3TZ 9C477-B gasket, (1) 87972-S fitting, (1) 375016-S2 screw, (1) 383338-S2 screw | | | | | | | | | | |
| NOTE 13 — Incl. mounting gasket | | | | | | | | | | |
| 76 | F100 — — A/T-exc. Calif. emission | 8 | 390 | F-2 | D6PE-APA | 6 | 3 | D6PZ 9510-AP *CA-1518-A | | 30AG |
| 75/76 | F150/350 — — A/T-Calif. emission— "From Ser. W00,001" | 8 | 390 | H-4 | D5TE-DA,DB | 8 | 13 | D5TZ 9510-D *CA-1242 | | 36C |
| 75/76 | F150/350 — — A/T-exc. Calif. emission— "From Ser. W00,001" | 8 | 390 | H-4 | D5TE-EA | 8 | 13 | D5TZ 9510-E *CA-1243 | | 36D |
| 75/76 | F150/350 — — M/T-Calif. emission— "From Ser.W00,001" | 8 | 390 | H-4 | D5TE-FA,FB | 8 | 13 | D5TZ 9510-F *CA-1244 | | 36E |
| 75/76 | M450 — — A/T | 8 | 390 | | | | | | | |
| 75/76 | F150/350 — — M/T exc. Calif. emission— "From Ser. W00,001" | 8 | 390 | H-4 | D5TE-GA,GB | 8 | 13 | D5TZ 9510-G *CA-1245 | | 36F |
| 75/76 | F100 — — A/T-Calif. emission | 8 | 390 | F-2 | D5TE-BDA,BDB | 6 | 13 | D5TZ 9510-BD *CA-1288 | D5PZ 9510-Z *CA-1531 | 30Y |
| 8 CYLINDER 6.6L (400 C.I.D.) ENGINE | | | | | | | | | | |
| NOTE 13 — Incl. mounting gasket | | | | | | | | | | |
| NOTE 104— Incl. (2) D6PZ 9J500-A limiter, (1) D7AZ 9C477-A gasket, (1) D7AZ 9447-B gasket, 375016-S2 screw | | | | | | | | | | |
| NOTE 106— Incl. (2) D6PZ 9J500-A limiter, (1) D7AZ 9C477-A gasket, (1) D7AZ 9447-B gasket, (1) D50Z 9A565-A valve, (1) 375016-S2 screw | | | | | | | | | | |
| 77/78 | F100 — — C6 | 8 | 400 | F-2 | D7TE-AKA | 6 | 13 | D7TZ 9510-AK *CA-1600 | | 37K |
| 77 | F100 — — C6 | 8 | 400 | F-2 | D7PE-APA | 6 | 104 | D7PZ 9510-AP *CA-1600-A | | 37K |
| 77 | F150/350 — — M/T-exc. Calif. emission— "Before Ser. Y80,001" | 8 | 400 | F-2 | D7TE-AUA | 6 | 13 | D7TZ 9510-AU *CA-1610 | D7PZ 9510-AN *CA-1977 | 38A |
| 77/ | F150/350 — — M/T-exc. Calif. emission— "From Ser. Y80,001" | 8 | 400 | F-2 | D7TE-CUA | 6 | 13 | D7TZ 9510-CU *CA-1953 | | 38B |
| 77 | F150/350 — — A/T-exc. Calif. emission "Before Ser. Y80,001" | 8 | 400 | F-2 | D7TE-AYA | 6 | 13 | D7TZ 9510-AY *CA-1606 | D7PZ 9510-AN *CA-1977 | 38A |
| 77/78 | F150/350 — — A/T-exc. Calif. emission "From Ser. Y80,001" | 8 | 400 | F-2 | D7TE-CTA | 6 | 13 | D7TZ 9510-CT *CA-1954 | | 38B |
| 77/78 | F150/350 — — A/T-exc. Calif. emission | 8 | 400 | F-2 | D8PE-ATA | 6 | 106 | D8PZ 9510-AT *CA-2335 | | 37N |
| 77 | F150/350 — — A/T — — Calif. emission— "Before Ser. X80,001" | 8 | 400 | F-2 | D7TE-AZA | 6 | 13 | D7TZ 9510-AZ *CA-1611 | D7PZ 9510-BH *CA-1611-A | 38A |
| 77 | F150/350 — — A/T— Calif. emission— "Before Ser. X80,001" | 8 | 400 | F-2 | D7PE-BHA | 6 | 104 | D7PZ 9510-BH *CA-1611-A | | 38A |
| 77 | F150/350 — — A/T—Calif. emission— "From Ser. X80,001" | 8 | 400 | F-2 | D7TE-CLA | 6 | 13 | D7TZ 9510-CL *CL-1808 | D7PZ 9510-AL *CA-1976 | 38A |
| 77 | F150/350 — — A/T— Calif. emission— "From Ser. X80,001" | 8 | 400 | F-2 | D7PE-ALA | | 104 | D7PZ 9510-AL *CA-1976 | | 37K |
| 78 | F350 — — A/T—Calif. emission "Before Ser. BA0,001" | 8 | 400 | F-2 | D8TE-BEA | 6 | 13 | D8TZ 9510-BE *CA-1963 | | 38C |
| 77 | F150/350 — — A/T— Calif. emission | 8 | 400 | F-2 | D8PE-CSA | 6 | 104 | D8PZ 9510-CS *CA-2337 | | 38C |
| 78 | F350 | 8 | 400 | | | | | | | |

APRIL, 1980

COPYRIGHT © 1980—

FORD MOTOR

—DEARBORN, MICHIGAN

COMPANY

CHANGE 1

1973/79
TRUCK SERIES 100/500

APPLICATION CHART

| YEAR | MODEL | ENGINE | | TYPE | IDENTIFICATION | ILLUS. SEC. 95 PAGE | NOTES | PART NUMBER | REPLACED BY | PARTS LIST 95. |
|------|-------|--------|-----------------|------|----------------|---------------------|-------|-------------|-------------|----------------|
| | | C Y L. | C.I.D. (C.C.D.) | | | | | | | |

9510 CARBURETOR ASSY. — Cont'd
Refer to page 20 for carburetor application instructions

8 CYLINDER 6.6L (400 C.I.D.) ENGINE

- NOTE 13 — Incl. mounting gasket
 NOTE 104— Incl. (2) D6PZ 9J500-A limiter, (1) D7AZ 9C477-A gasket, (1) D7AZ 9447-B gasket, 375016-S2 screw
 NOTE 105— Incl. (2) D6PZ 9J500-A limiter, (1) D7AZ 9C477-A gasket, (1) D7AZ 9447-B gasket, (1) D5AZ 9848-C cap, (1) 375016-S2 screw

| | | | | | | | | | | |
|----|---|---|-----|-----|----------|---|-----|--------------------------|--|-----|
| 78 | F150/250 -- A/T-Calif. emission "Before Ser. BA0,001" | 8 | 400 | F-2 | D8TE-BA | 6 | 13 | D8TZ 9510-B *CA-1854 | | 38C |
| 78 | F150/250 -- A/T-Calif. emission—"From Ser. BA0,001" | 8 | 400 | F-2 | D8TE-CRA | 6 | 13 | D8TZ 9510-L *CA-1860 | | 37R |
| 78 | F150/250 -- A/T-Calif. emission | 8 | 400 | F-2 | D8PE-APA | 6 | 105 | D8PZ 9510-AP *CA-2344 | | 37R |
| 79 | F150/250 -- A/T-with A/C | 8 | 400 | F-2 | D9TE-ALB | 6 | 13 | D9TZ 9510-AL *CA-2132 | | 37X |
| 79 | F150/250 -- A/T-without A/C | 8 | 400 | F-2 | D9TE-AMB | 6 | 13 | D9TZ 9510-AM *CA-2133 | | 37X |
| 79 | F150/250 -- M/T-w/4.10, 4.11 rear axle ratio-exc. Calif. emission | 8 | 400 | F-2 | D9TE-BNB | 6 | 13 | D9TZ 9510-BN *CA-2174 | | 37W |
| 79 | F150/250 -- M/T-w/3.50, 3.54 rear axle ratio-exc. Calif. emission | 8 | 400 | F-2 | D9TE-BJB | 6 | 13 | D9TZ 9510-BJ *CA-2144 | | 37W |
| 79 | F150/250 -- A/C-Hi-altitude | 8 | 400 | F-2 | D9TE-CPA | 6 | 13 | D9TZ 9510-CP *CA-2235 | | 37X |
| 79 | F150/250 -- without A/C-Hi-altitude | 8 | 400 | F-2 | D9TE-DVA | 6 | 13 | D9TZ 9510-DV *CA-2234 | | 37X |
| 79 | F350 -- M/T-exc. Calif. emission—"Before Ser. EA0,001" | 8 | 400 | F-2 | D9TE-BAB | 6 | 13 | D9TZ 9510-BA *CA-2147 | | 38E |
| 79 | F350 -- M/T-exc. Calif. emission—"From Ser. EA0,001" | 8 | 400 | F-2 | D9TE-DJA | 6 | 13 | D9TZ 9510-DJ *CA-2244 | | 38E |
| 79 | F350 -- M/T-Calif. emission- | 8 | 400 | F-2 | D9TE-DKA | 6 | 13 | D9TZ 9510-DK *CA-2245 | | 38E |
| 79 | F350 -- A/T-exc. Calif. emission | 8 | 400 | F-2 | D9TE-DTA | 6 | 13 | D9TZ 9510-DT *CA-2242 | | 38D |
| 79 | F350 -- A/T-Calif. emission | 8 | 400 | F-2 | D9TE-DUA | 6 | 13 | D9TZ 9510-DU *CA-2243 | | 38D |

1973/79
TRUCK SERIES 100/500

SECTION 95 43

APPLICATION CHART

| YEAR | MODEL | ENGINE | | TYPE | IDENTIFICATION | ILLUS. SEC. 95 PAGE | NOTES | PART NUMBER | REPLACED BY | PARTS LIST 95. |
|--|---|--------------|--------------------|------|-----------------------------|------------------------------|-------|-----------------------------|-----------------------------|----------------------|
| | | C Y L. | C.I.D. (C.C.D.) | | | | | | | |
| <p>9510 CARBURETOR ASSY. — Cont'd Refer to page 20 for carburetor application instructions</p> <p style="text-align: center;">8 CYLINDER 7.5L (460 C.I.D.) ENGINE</p> <p>NOTE 1 — Incl. (1) C8SZ 9447-A gasket, (1) D0AZ 9447-B gasket, (2) C7AZ 9J500-B limiter, (1) C5AF 9E551-A stud, (1) D3PF 9E815-AA sleeve, (1) 34656-S36 nut, (1) 44719-S2 washer, (1) 87743-S2 plug and (1) 375016-S2 screw.</p> <p>NOTE 2— Incl. (2) D6PZ 9J500-A limiter, (1) D7VZ 9C477-A gasket</p> <p>NOTE 4— Incl. (2) C7AZ 9J500-B limiter</p> <p>NOTE 13— Incl. mounting gasket</p> <p>NOTE 14— R/b D8PZ 9510-T *CA-2026 for vehicles w/o Calif. emission and D8PZ 9510-U *CA-2056 for vehicles w/Calif. emission.</p> | | | | | | | | | | |
| 73 | F250/350 | 8 | 460 | F-4 | D3PF-NA, D3TF-ZA, ZC | 5 | 1 | D3AZ 9510-G *CA-788-B | | 35A |
| 74 | F100 | 8 | 460 | F-4 | D4TE-BA | 5 | 13 | D4TZ 9510-BA *CA-1100 | D4TZ 9510-M *CA-1100-A | 35B |
| 74 | F250/350 | 8 | 460 | F-4 | D4TE-CA,D5PE-DB | 5 | 13,4 | D4TZ 9510-CA *CA-1101 | NOTE 14 | 35C |
| 74 | M450/500 | 8 | 460 | | | | | | | |
| 75 | F150/350- "Before Ser. W00,001" | 8 | 460 | | | | | | | |
| 73/74 | F250/350 -- exc. Calif. emission | 8 | 460 | H-4 | D8PE-TA | | | D8PZ 9510-T *CA-2026 | | 39D |
| 74 | F250/350 -- Calif. emission | 8 | 460 | F-4 | D8PE-UA | 7 | 4,13 | D8PZ 9510-U *CA-2056 | Not replaced | 35C |
| 74 | F100 | 8 | 460 | F-4 | D4PE-DA, D4TE-BB,D5PE-CB | 5 | 13, 4 | D4TZ 9510-M *CA-1100-A | | 35D |
| 74 | F100 -- exc. Calif. emission | 8 | 460 | H-4 | D8PE-YA | | | D8PZ 9510-Y *CA-2057 | | 39D |
| 74 | F100 -- Calif. emission | 8 | 460 | F-4 | D8PE-VA | 7 | 4,13 | D8PZ 9510-V *CA-2027 | | 35D |
| 75 | M450/500 | 8 | 460 | F-4 | D5TE-ARC,ARD | 7 | 13 | D5TZ 9510-AR *CA-1291 | D5PZ 9510-AF *CA-1490 | 35E |
| 75/76 | F150/350 -- exc. Calif. emission- "From Ser. W00,001 to Ser. A50,001" | 8 | 460 | | | | | | | |
| 75/76 | F150/350 -- Calif. emission- "From Ser. W00,001" | 8 | 460 | F-4 | D5TE-BBA,BBC, D6TE-UA | 7 | 13 | D5TZ 9510-BB *CA- 1290 | D5PZ 9510-AF *CA-1490 | 35F |
| 76 | M450/500 | 8 | 460 | | | | | | | |
| 75/76 | E250/350 -- exc. Calif. emission- "Before Ser. A50,001" | 8 | 460 | F-4 | D5UE-NA,NC | 7 | 13 | D5UZ 9510-N *CA-1304 | D5PZ 9510-AF *CA-1490 | 35G |
| 75/76 | E250/350 -- Calif. emission | 8 | 460 | F-4 | D5UE-SA,SB, D6UE-LA | 7 | 13 | D5UZ 9510-S *CA-1305 | D5PZ 9510-AF *CA-1490 | 35H |
| 75 | F150/350 | 8 | 460 | F-4 | D5PE-AFA | 7 | 1,4 | D5PZ 9510-AF *CA-1490 | D6PZ 9510-AD *CA-1490-A | 35F |
| 75 | E250/350 | | | | | | | | | |
| 76 | F150/350 -- exc. Calif. emission "From Ser. A50,001" | 8 | 460 | F-4 | D6TE-NA | 7 | 13 | D6TZ 9510-N *CA-1486 | D6PZ 9510-AD *CA-1490-A | 35F |
| 76 | E250/350 -- exc. Calif. emission "From Ser. A50,001" | 8 | 460 | F-4 | D6UE-KA | 7 | 13 | D6UZ 9510-K *CA-1485 | D6PZ 9510-AD *CA-1490-A | 35F |
| 76 | F150/350 | 8 | 460 | F-4 | D6PE-ADA | 7 | 2 | D6PZ 9510-AD *CA-1490-A | | 35J |
| 76 | E250/350 | | | | | | | | | |
| 76 | E250/350 -- Calif. emission | 8 | 460 | F-4 | D8PE-SA | 7 | 2 | D8PZ 9510-S *CA-2055 | | 35J |
| 76 | F150/350 -- Calif. emission | | | | | | | | | |
| 77 | F150/350 -- exc. Calif. emission- "Before Ser. Y20,001" | 8 | 460 | F-4 | D7TE-BLA | 7 | 13 | D7TZ 9510-BL *CA-1701 | D7TZ 9510-BLB *CA-1701-A | 35K |
| 77 | F150/350 -- exc. Calif. emission- "From Ser. Y20,001 to Ser. Y60,001" | 8 | 460 | F-4 | D7TE-BLB | 7 | 13 | D7TZ 9510-BLB *CA-1701-A | | 35K |

APRIL, 1980

COPYRIGHT © 1980—

FORD MOTOR
COMPANY

—DEARBORN, MICHIGAN

CHANGE 1

1973/79
TRUCK SERIES 100/500

APPLICATION CHART

| YEAR | MODEL | ENGINE | | TYPE IDENTIFICATION | ILLUS. SEC. 95 PAGE | NOTES | PART NUMBER | REPLACED BY | PARTS LIST 95. |
|------|-------|--------|-----------------|---------------------|---------------------|-------|-------------|-------------|----------------|
| | | C Y L | C.I.D. (C.C.D.) | | | | | | |

9510 CARBURETOR ASSY. — Cont'd
Refer to page 20 for carburetor application instructions

8 CYLINDER 7.5L (460 C.I.D.) ENGINE

- NOTE 1 - Incl. (1) C8SZ 9447-A gasket, (1) D0AZ 9447-B gasket, (2) C7AZ 9J500-B limiter, (1) C5AF 9E551-A stud, (1) D3PF 9E815-AA sleeve, (1) 34656-S36 nut, (1) 44719-S2 washer, (1) 87743-S2 plug and (1) 375016-S2 screw.
- NOTE 2- Incl. (2) D6PZ 9J500-A limiter, (1) D7VZ 9C477-A gasket
- NOTE 4- Incl. (2) C7AZ 9J500-B limiter
- NOTE 13- Incl. mounting gasket

| | | | | | | | | | | |
|-------|--|---|-----|-----|----------|---|----|-----------------------------|-----------------------------|-----|
| 77/78 | F150/350 -- exc. Calif. emission -- "From Ser. Y60,001" | 8 | 460 | F-4 | D7TE-CSA | 7 | 13 | D7TZ 9510-CS *CA-1946 | | 35K |
| 77 | F150/350 -- Calif. emission -- "Before Ser. Y20,001" | 8 | 460 | F-4 | D7TE-BJA | 7 | 13 | D7TZ 9510-BJ *CA-1622 | D7TZ 9510-BJC *CA-1622-A | 35J |
| 77 | F150/350 -- Calif. emission "From Ser. Y20,001" | 8 | 460 | F-4 | D7TE-BJC | 7 | 13 | D7TZ 9510-BJC *CA-1622-A | D8PZ 9510-R *CA-2025 | 35J |
| 77 | E250/350 -- exc. Calif. emission-- "Before Ser. Y20,001" | 8 | 460 | F-4 | D7UE-AGA | 7 | 13 | D7UZ 9510-AG *CA-1702 | D7UZ 9510-AGB *CA-1702-A | 35K |
| 77 | E250/350 -- exc. Calif. emission "From Ser. Y20,001" | 8 | 460 | F-4 | D7UE-AGB | 7 | 13 | D7UZ 9510-AGB *CA-1702-A | | 35K |
| 75/77 | E-F150/350 -- exc. Calif. emission | 8 | 460 | H-4 | D8PE-RA | | | D8PZ 9510-R *CA-2025 | | 39D |
| 77 | E250/350 -- Calif. emission-- "Before Ser. Y20,001" | 8 | 460 | F-4 | D7UE-AFA | 7 | 13 | D7UZ 9510-AF *CA-1521 | D7UZ 9510-AFC *CA-1621-A | 35J |
| 77 | E250/350 -- Calif. emission-- "From Ser. Y20,001" | 8 | 460 | F-4 | D7UE-AFC | 7 | 13 | D7UZ 9510-AFC *CA-1621-A | | 35J |
| 78 | F150/250 -- Calif. emission | 8 | 460 | F-4 | D8TE-AKA | 7 | 13 | D8TZ 9510-AK *CA-1879 | | 35M |
| 78 | F350 -- Calif. emission | 8 | 460 | F-4 | D8TE-AMA | 7 | 13 | D8TZ 9510-AM *CA-1901 | | 35M |
| 78 | E250/350 -- exc. Calif. emission | 8 | 460 | F-4 | D7UE-ASA | 7 | 13 | D8UZ 9510-B *CA-1902 | | 35L |
| 78 | E250 -- Calif. emission | 8 | 460 | F-4 | D8UE-AA | 7 | 13 | D8UZ 9510-A *CA-1877 | | 35M |
| 78 | E350 -- Calif. emission | 8 | 460 | F-4 | D8UE-CA | 7 | 13 | D8UZ 9510-C *CA-1903 | | 35M |
| 79 | F150/250 -- A/T | 8 | 460 | H-4 | D9TE-AEA | | 13 | D9TZ 9510-AE *CA-2060 | | 39A |
| 79 | E250 | | | | | | | | | |
| 79 | E-F350 -- A/T- Calif. emission | 8 | 460 | H-4 | D9TE-AGA | | 13 | D9TZ 9510-AG *CA-2061 | | 39C |
| 79 | E-F350 -- A/T- exc. Calif. emission | 8 | 460 | H-4 | D9TE-BKA | | 13 | D9TZ 9510-BK *CA-2176 | | 39B |

| YEAR | MODEL/RESTRICTIONS | ENGINE | | PART NUMBER | DESCRIPTION | QTY. |
|------|--------------------|--------|-----------------|-------------|-------------|------|
| | | CYL. | C.I.D. (C.C.D.) | | | |

9B510-9514 Refer to group 9510 for Carburetor Parts List Instructions

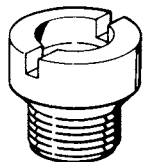
9A514 LEVER ASSY. (HAND THROTTLE)

| | | | | | | |
|-------|--------|---|-----|--------------|--|---|
| 74/77 | B-F500 | 6 | 300 | C5TZ 9A514-A | | 1 |
|-------|--------|---|-----|--------------|--|---|

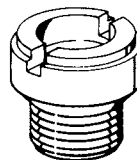
9A514-9B532 Refer to group 9510 for Carburetor Parts List Instructions

**1973/79
TRUCK SERIES 100/500**

| YEAR | MODEL/RESTRICTIONS | ENGINE | | PART NUMBER | DESCRIPTION | QTY. |
|---|--------------------|--------|--------------------|----------------------------|-------------|------|
| | | CYL. | C.I.D. (C.C.D.) | | | |
| 9B532 COMPENSATOR ASSY. (CARBURETOR HOT IDLE)—Also refer to group 9510 for Carburetor Parts Lists Instructions | | | | | | |
| 77/ | F100/150 | 8 | 302 | D7DZ 9B532-A *CM-2120-A | | 1 |



TYPE 1



TYPE 2

P-6286

JET IDENTIFICATION CHART

| JET IDENT. NUMBER | TYPE | PART NUMBER | JET IDENT. NUMBER | TYPE | PART NUMBER |
|--|------|-------------------------|-------------------|------|------------------------|
| 9533 JET (CARBURETOR MAIN METERING) – Also refer to group 9510 for Carburetor Parts List Instructions | | | | | |
| 37F | 1 | C4GY 9533-A *CJ-163 | 47 | 1 | 59A 9533-C *CJ-52 |
| 38F | 1 | C30Z 9533-D *CJ-158 | 47 | 2 | ★CIAZ 9533-G |
| 39 | 2 | C20Z 9533-F | 47F | 1 | C3UZ 9533-E *CJ-151 |
| 39F | 1 | C3AZ 9533-H *CJ-157 | 48 | 1 | 78 9533-B *CJ-55 |
| 40 | 2 | C20Z 9533-A | 48 | 2 | CIAZ 9533-A *CJ-19 |
| 40F | 1 | ★C30Z 9533-E *CJ-159 | 48F | 1 | C3UZ 9533-D *CJ-142 |
| 41 | 2 | C20Z 9533-B *CJ-120 | 49 | 1 | 59A 9533-B *CJ-51 |
| 41F | 1 | C3AZ 9533-E *CJ-154 | 49F | 1 | C3DZ 9533-C *CJ-137 |
| 42 | 1 | C20Z 9533-E *CJ-125 | 50 | 1 | 78 9533-A *CJ-54 |
| 42 | 2 | ★C20Z 9533-C *CJ-121 | 50 | 2 | CIAZ 9533-N |
| 42F | 1 | C30Z 9533-F *CJ-160 | 50F | 1 | C3UZ 9533-C *CJ-141 |
| 43 | 1 | 922A 9533-A *CJ-63 | 51 | 1 | 59A 9533-A *CJ-50 |
| 43F | 1 | C3AZ 9533-F *CJ-155 | 51 | 2 | ★CIAZ 9533-M |
| 44 | 1 | B7A 9533-B *CJ-8 | 51F | 1 | C3DZ 9533-B *CJ-136 |
| 44F | 1 | C30Z 9533-G *CJ-161 | 52 | 1 | 86H 9533 *CJ-62 |
| 45 | 1 | 59A 9533-D *CJ-53 | 52F | 1 | C3UZ 9533-A *CJ-133 |
| 45F | 1 | C30Z 9533-H *CJ-162 | 53 | 1 | B4T 9533-B *CJ-5 |
| 46 | 1 | 78 9533-C *CJ-56 | 53 | 2 | CIAZ 9533-H *CJ-26 |
| 46F | 1 | C3AZ 9533-G *CJ-156 | 53F | 1 | C3DZ 9533-A *CJ-128 |

1973/79
TRUCK SERIES 100/500

JET IDENTIFICATION CHART

| JET IDENT. NUMBER | TYPE | PART NUMBER | JET IDENT. NUMBER | TYPE | PART NUMBER |
|--|------|------------------------|-------------------|------|------------------------|
| 9533 JET (CARBURETOR MAIN METERING) - Also refer to group 9510 for Carburetor Parts List Instructions - Cont'd | | | | | |
| 54 | 1 | 06H 9533 *CJ-43 | 63 | 2 | ★ CIAE 9533-C |
| 54 | 2 | CIAE 9533-A *CJ-15 | 63F | 1 | C3AZ 9533-B *CJ-135 |
| 54F | 1 | C3GY 9533-C *CJ-146 | 64 | 1 | IGA 9533-A *CJ-44 |
| 55 | 1 | B4T 9533-A *CJ-4 | 64 | 2 | C30Z 9533-C *CJ-152 |
| 55F | 1 | C3UZ 9533-B *CJ-140 | 64F | 1 | C3AZ 9533-C *CJ-143 |
| 56 | 1 | 78 9533-E *CJ-57 | 65 | 1 | 5GA 9533-A *CJ-48 |
| 56 | 2 | CIAZ 9533-D *CJ-22 | 65F | 1 | C3TZ 9533-A *CJ-131 |
| 56F | 1 | C3GY 9533-D *CJ-147 | 66 | 1 | 8MB 9533-B *CJ-61 |
| 57 | 1 | 26H 9533 *CJ-47 | 66F | 1 | C3TZ 9533-E *CJ-148 |
| 57 | 2 | CIAZ 9533-E | 67 | 1 | B4C 9533-A *CJ-1 |
| 57F | 1 | C30Z 9533-A *CJ-129 | 67F | 1 | C3TZ 9533-D *CJ-139 |
| 58 | 1 | 78 9533-F *CJ-58 | 68 | 1 | 8MB 9533-A *CJ-499 |
| 58 | 2 | CIAZ 9533-U *CJ-35 | 68F | 1 | C3TZ 9533-F *CJ-149 |
| 58F | 1 | C3GY 9533-A *CJ-144 | 69 | 1 | B7T 9533-A |
| 59 | 1 | B4Q 9533-B *CJ-3 | 69F | 1 | C3TZ 9533-B *CJ-132 |
| 59 | 2 | CIAZ 9533-T *CJ-34 | 70 | 1 | B6C 9533-A *CJ-6 |
| 59F | 1 | C30Z 9533-B *CJ-130 | 70F | 1 | C3TZ 9533-G *CJ-150 |
| 60 | 1 | IGA 9533-C *CJ-46 | 71 | 1 | ★ PB8M 9533-A |
| 60 | 2 | CIAZ 9533-S *CJ-33 | 71F | 1 | C6AZ 9533-B *CJ-166 |
| 60F | 1 | C3GY 9533-B *CJ-145 | 72F | 1 | C6AZ 9533-A *CJ-164 |
| 61 | 1 | B4Q 9533-A *CJ-2 | 73 | 1 | B7C 9533-A *CJ-9 |
| 61 | 2 | CIAZ 9533-R *CJ-32 | 75F | 1 | C5AZ 9533-A |
| 61F | 1 | C3TZ 9533-C *CJ-138 | 77 | 1 | C3AZ 9533-D *CJ-153 |
| 62 | 1 | IGA 9533-B *CJ-45 | 79 | 1 | C80Z 9533-A *CJ-173 |
| 62 | 2 | CIAE 9533-D | 80 | 1 | D0ZZ 9533-A *CJ-186 |
| 62F | 1 | C3AZ 9533-A *CJ-134 | 82 | 1 | C9ZZ 9533-A *CJ-182 |
| 63 | 1 | 5GA 9533-B *CJ-49 | 83 | 1 | D00Z 9533-C *CJ-187 |
| | | | 85 | 1 | C6AZ 9533-C *CJ-167 |

**1973/79
TRUCK SERIES 100/500**

SECTION 95 47

| YEAR | MODEL/RESTRICTIONS | ENGINE | | PART NUMBER | DESCRIPTION | QTY. |
|---|---|--------|--------------------|----------------------------|---|------|
| | | CYL. | C.I.D. (C.C.D.) | | | |
| 9533-9A565 Refer to group 9510 for Carburetor Parts List Instructions | | | | | | |
| 9H566 CONNECTOR (CHOKE CONTROL INLET TUBE) | | | | | | |
| 73/76 | F100/350 -- with ev/em | 8 | 360, 390 | ★ C6AE 9H566-A | 9 3/8' long-cut from DOPZ 17543-A | 1 |
| 74/76 | F100 | 8 | 360, 390 | | | 1 |
| 9S567-9A588 Refer to group 9510 for Carburetor Parts List Instructions | | | | | | |
| 9J588 GASKET (FUEL VAPOR VALVE) | | | | | | |
| 73/77 | B500 -- with ev/em | 6&8 | All | D3TZ 9J588-A | 2 5/32" I.D. x 3 1/4" O.D. x 3/32" thick--with 6-1/4" dia. holes--neoprene--use with 30 | 1 |
| 73/77 | F500 -- with ev/em | 6&8 | All | | Use with 18 or 30 gallon frame mtd. or | 1 |
| 74/76 | M450/500 | 8 | 460 | | 50 gallon fuel tank | |
| 9A589 SPACER (CARBURETOR TO INTAKE MANIFOLD) - Also refer to group 9447 and 9C477 | | | | | | |
| 73/74 | E100/200,F100 -- with ev/em | 6 | 240 | D3TZ 9A589-A | # D3TE 9A589-AB, AC | 1 |
| 73/74 | E300(82) -- with ev/em | 6 | 240 | | | 1 |
| 73/74 | E300(89) | 6 | 300 | D3TZ 9A589-H | # D3TE 9A589-BA | 1 |
| 74/76 | E100,F100 | 6 | 300 | D6TZ 9A589-A *CM-2326 | # D4TE 9A589 -AA,D6TE 9A589-AA,BA | 1 |
| 73/74 | F250/350 | 6 | 300 | D3TZ 9A589-B | # D3TE 9A589-BB | 1 |
| 75/76 | E150/350,F150/350 | 6 | 300 | | | 1 |
| 77 | E100,F100 | 6 | 300 | D7TZ 9A589-F | # D7TE 9A589-FB | 1 |
| 77 | E150/350, F150/350 -- Calif. emission "Before Ser. Y60,001" | 6 | 300 | *CM-2417 | | 1 |
| 77/ | E100,F100 | 6 | 300 | D7TZ 9A589-P | # D7TE 9A589-PA, D9TE 9A589-GA | 1 |
| 77/ | E150/350,F150/350 -- Calif. emission "From Ser. Y60,001" | 6 | 300 | *CM-2417 | | 1 |
| 79 | E-F150/350 -- exc. Calif. | 6 | 300 | D7TZ 9A589-Q *CM-2417-B | # D9TE 9A589-GA--incl. gaskets | 1 |
| 77/78 | E150/350,F150/350 -- exc. Calif. emission | 6 | 300 | D7TZ 9A589-H *CM-2416 | # D7TE 9A589-HB | 1 |
| 73/74 | E100/200,F100 | 8 | 302 | D7PZ 9A589-B | # D3TE 9A589-DA,DB,DC, D4TE 9A589-JA, | 1 |
| 73/74 | E300 (82) | 8 | 302 | *CM-2642 | D7PE 9A589-BA | 1 |
| 73 | E300(89) | 8 | 302 | D3TZ 9A589-F | # D3TE 9A589-FB, FC | 1 |
| 74 | E300(89) | 8 | 302 | | | 1 |
| 75/76 | F100 | 8 | 302 | ★ D50Z 9A589-A | # D50E 9A589-AB--aluminum-r/b D7PZ | 1 |
| 75/76 | E100 | 8 | 351W | | 9A589-S (8/79) | 1 |
| 75/76 | F100 | 8 | 302 | D7PZ 9A589-S | Cast iron | 1 |
| 75/76 | E100 | 8 | 351W | *CM-3037 | | 1 |
| 77/78 | E150/350 -- exc. Calif. | 8 | 351W | ★ D5UZ 9A589-A | # D5UE 9A589-AA,AB-r/b D9TZ 9A589-J (8/79) | 1 |
| 77/78 | F150 -- exc. Calif. | 8 | 302 | | | 1 |
| 75/76 | E150/350 | 8 | 351W | | | 1 |
| 77 | F100 | 8 | 302 | ★ D70Z 9A589-A | # D70E 9A589-AB-r/b D70Z 9A589-B(2/80) | 1 |
| 77 | E100 "Before Ser. Z00,001" | 8 | 351W | *CM-2405 | | 1 |
| 77/78 | E150/350 -- Calif. | 8 | 351W | | | 1 |
| 77/78 | F150 -- Calif. | 8 | 302 | | | 1 |
| 77 | F100 | 8 | 302 | D70Z 9A589-B | # D70E 9A589-AC,AD | 1 |
| 77/78 | E100 "From Ser. Z00,001" | 8 | 351W | *CM-2405-A | | 1 |
| 79 | E350 | 8 | 351W | | | 1 |
| 79 | E100/250 -- w/unleaded fuel | 8 | 351W | D9UZ 9A589-A *CM-3055 | # D9UE 9A589-AA--Phenolic | 1 |
| 78/ | F100 | 8 | 302 | D8TZ 9A589-C | # D8TE 9A589-EA | 1 |
| 79 | E100/250 -- w/unleaded fuel | 8 | 302 | *CM-2729 | | 1 |
| 79 | F150 -- w/unleaded fuel | 8 | 302 | | | 1 |
| 79 | E-F150/250 -- w/leaded fuel | 8 | 302 | D9TZ 9A589-J | # D8TE 9A589-FA--aluminum | 1 |
| 79 | E150/250 -- w/leaded fuel | 8 | 351W | *CM-3313 | | 1 |
| 73/74 | B-F500 | 8 | 330 | D2TZ 9A589-C | | 1 |
| 75/77 | B-F500 -- Calif. emission | 8 | 330 | D5TZ 9A589-B | # D5TE 9A589-BC | 1 |
| 77 | F100/350 | 8 | 351M, 400 | D7AZ 9A589-C *CM-2402-A | # D7AE 9A589-AA,AC,GA | 1 |
| 78 | F100/350 "Before Ser. AG0,001" | 8 | 351M, 400 | ★ D8AZ 9A589-A *CM-2915 | # D8AE 9A589-AA-r/b D8AZ 9A589-B(2/80) | 1 |

APRIL, 1980

COPYRIGHT © 1980-

FORD MOTOR

—DEARBORN, MICHIGAN

COMPANY

CHANGE 1

1973/79
TRUCK SERIES 100/500

| YEAR | MODEL/RESTRICTIONS | ENGINE | | PART NUMBER | DESCRIPTION | QTY. |
|--|---|--------|--------------------|------------------------------|--|------|
| | | CYL. | C.I.D. (C.C.D.) | | | |
| 9A589 SPACER (CARBURETOR TO INTAKE MANIFOLD) - Also refer to group 9447 and 9C477 - Cont'd | | | | | | |
| 78 | F100/350- "From Ser. AG0,001" | 8 | 351M, 400 | D8AZ 9A589-B *CM-2831 | # D8AE 9A589-BA | 1 |
| 79 | F100/350 | 8 | 351M, 400 | D8AZ 9A589-C *CM-2831-A | # D8AE 9A589-BA-incl. gaskets | 1 |
| 73 | F250/350 -- without ev/em and governor | 8 | 360, 390 | D3TZ 9A589-C | # D3TE 9A589-CB | 1 |
| 73 | M450/500 -- without ev/em | 8 | 360,390 | | | 1 |
| 73 | F100/350 -- with ev/em-- w/o governor | 8 | 360, 390 | ★ D4TZ 9A589-C | # D3TE 9A589-ED-aluminum-r/b D7PZ 9A589-H(8/79) | 1 |
| 74 | F100 -- with T/E | 8 | 360 | | | |
| 73 | M450/500 -- with ev/em | 8 | 360,390 | | | 1 |
| 74 | F100 -- without T/E | 8 | 360,390 | ★ D4TZ 9A589-G | # D4TE 9A589-GA, GB-aluminum-r/b D7PZ 9A589-H (8/79) | 1 |
| 74/75 | F250/350,M450/500 -- 2/B carb. "Before Ser. W00,001" | 8 | 360,390 | | | 1 |
| 73/74 | F100/350 -- 2/B carb. | 8 | 360,390 | D7PZ 9A589-H *CM-3034 | Cast iron | 1 |
| 73/74 | M450/500 -- 2/B carb. | 8 | 360,390 | | | 1 |
| 75 | F250/350 -- 2/B carb. "Before Ser. W00,001" | 8 | 360,390 | | | 1 |
| 75 | M450/500 -- 2/B carb. "Before Ser. W00,001" | 8 | 360,390 | | | 1 |
| 74/75 | F250/350, M450/500 -- 4/B carb. "Before Ser. W00,001" | 8 | 390 | D4TZ 9A589-B | # D4TE 9A589-BB | 1 |
| 75/76 | F100 -- 2/B carb. | 8 | 360,390 | D7PZ 9A589-J | # D5TE 9A589-HC, D7PE 9A589-JA | 1 |
| 75/76 | F150/350, M450 -- 2/B Carb. "From Ser. W00,001" | 8 | 360,390 | *CM-3035 | | 1 |
| 75/76 | F150/350,M450 -- with 4/B carb. Calif. emission "From Ser. W00,001" | 8 | 390 | D5TZ 9A589-D | # D5TE-9A589-DD ,DE | 1 |
| 75/76 | F150/350 -- with 4/B carb.-exc. Calif. emission- "From Ser. W00,001" | 8 | 390 | D5TZ 9A589-G | # D5TE 9A589-KA,KD | 1 |
| 73/74 | F250/350 | 8 | 460 | D3TZ 9A589-J | # D3TE 9A589-HA,D7PE 9A589-CB | 1 |
| 75 | F150/350- "Before Ser. W00,001" | 8 | 460 | | | 1 |
| 74 | M450/500 | 8 | 460 | | | 1 |
| 74 | F100 | 8 | 460 | D7PZ 9A589-C *CM-2643 | # D3VE 9A589-AC, D7PE 9A589-CA | 1 |
| 75 | M450/500 | 8 | 460 | D5TZ 9A589-C | # D5TE 9A589-CB, D6UE 9A589-BA - use 1/2" pipe plug (87675-S) to cover E.G.R. hole when req'd. | 1 |
| 75/78 | E250/350 -- exc Calif. emission - "From Ser. W00,001" | 8 | 460 | | | 1 |
| 75/78 | F150/350 -- exc. Calif. emission- "From Ser W00,001" | 8 | 460 | | | 1 |
| 76 | M450/500 | 8 | 460 | ★ D6VZ 9A589-C *CM-2322 | # D5VE 9A589-AD, D6VE 9A589-CC- aluminum-r/b D7PZ 9A589-D (8/79) | 1 |
| 75/76 | E250/350 -- Calif. emission | 8 | 460 | | | |
| 75/76 | F150/350 -- Calif. emission- "From Ser. W00,001" | 8 | 460 | | | 1 |
| 76 | M450/500 | 8 | 460 | D7PZ 9A589-D *CM-3033 | # D7PE 9A589-DA-cast iron | 1 |
| 75/76 | E250/350 -- Calif. emission | 8 | 460 | | | 1 |
| 75/76 | F150/350 -- Calif. emission "From Ser. W00,001" | 8 | 460 | | | 1 |
| 77 | E250/350,F150/350 -- Calif. emission "Before Ser. Y40,001" | 8 | 460 | ★ D7VZ 9A589-D *CM-2419-A | # D7VE 9A589-BA,DA,FA,FB-cast iron-r/b D7VZ 9A589-H(2/80) | 1 |
| 77 | E250/350,F150/350 -- Calif. emission "From Ser. Y40,001" | 8 | 460 | D7VZ 9A589-H *CA-2419-B | # D7VE 9A589-HA | 1 |
| 78 | E250/350,F150/350 -- Calif. emission | 8 | 460 | D8VZ 9A589-D *CM-2832 | # D8VE 9A589-DA | 1 |
| 79 | E250/350, F150/350 | 8 | 460 | D9TZ 9A589-F *CM-3116 | # D9TE 9A589-FA,LA-incl. gaskets | 1 |

**1973/79
TRUCK SERIES 100/500**

| YEAR | MODEL/RESTRICTIONS | ENGINE | | PART NUMBER | DESCRIPTION | QTY. |
|---|------------------------------------|--------|--------------------|-------------------------|---|------|
| | | CYL. | C.I.D. (C.C.D.) | | | |
| 9E589 VALVE ASSY. (CARBURETOR FLOAT BOWL VENT) | | | | | | |
| 78/ | E100/350,F100/350 | 6&8 | All | D8TZ 9E589-B *CX-233 | # D8TE 9E589-B1A,B2A | 1 |
| 9590-9593 Refer to group 9510 for Carburetor Parts List Instructions | | | | | | |
| 9B593 VALVE ASSY. (FUEL VAPOR) | | | | | | |
| 73/77 | F100/350 -- 2/W/D | 6&8 | All | D1TZ 9B593-C | Use w/in-cab fuel tank-- incl. (1) COAF 9276-A gasket | 1 |
| 73/74 | E100/300,P350/500 -- with ev/em | 6&8 | All | | | 1 |
| 74/76 | M450/500 | 8 | All | | Use with 30 gallon fuel tank | 1 |
| 73/74 | F100 | 6&8 | All | D3TZ 9B593-A | Use w/aft axle tank--incl. (1) D3TZ 9B076-A seal | 1 |
| 73/74 | F250 -- 2/W/D--with ev/em | 6&8 | All | | | 1 |
| 73/74 | F350(Super Camper)-- with ev/em | 6&8 | All | | | 1 |
| 73/77 | B500 -- with ev/em | 6&8 | All | D3TZ 9B593-B | Use with 30 gallon fuel tank | 1 |
| 73/77 | F500 -- with ev/em | 6&8 | All | | Use with 18 or 30 gallon frame mtd. or 50 gallon fuel tank | 1 |
| 74/76 | M450/500 | 8 | All | | Use with 60 gallon fuel tank | 1 |
| 75/ | E100/350, F100/350 | 6&8 | All | D8AZ 9B593-A | Use w/aft axle tank | 1 |
| 73/74 | F100/350 | 6&8 | All | | Use with aft axle fuel tank when D5TZ 9002-B or C is used as replacement for original tank see 9B076 for gasket | 1 |
| 75/76 | E-F100/350 | 6&8 | All | D7TZ 9B593-A | Use w/midship tank--incl. (1) COAF 9276-A gasket | 1 |
| 77/ | E100/350 | 6&8 | All | | Use w/midship tank--incl. (1) COAF 9276-A gasket | 1 |
| 77/ | F100/150 | 6&8 | All | | | 1 |
| 77/ | F250 -- 2/W/D | 6&8 | All | | | 1 |
| 77/ | F250 -- 4/W/D | 6&8 | All | | | 1 |
| 77/ | F350 | 6&8 | All | | | 1 |
| 78/79 | E-F100/350 | 6&8 | All | 387929-S | (PP-15-L) Plug (use to plug fuel vapor hose)-- 1/4"--vented | AR |

| DESCRIPTION/RESTRICTIONS | PART NUMBER | CARB. PARTS LISTS 19A THRU 19M | | | | | | | | | | | | |
|--|---------------------------|--------------------------------|----|---|---|----|----|---|---|---|---|---|---|--|
| | | A | B | C | D | E | F | G | H | J | K | L | M | |
| NOTE: † Not a part of service carburetor | | | | | | | | | | | | | | |
| GASKET SET - Refer to carburetor identification chart- Section 95 | 9502 | | | | | | | | | | | | | |
| TUNE UP KIT - Refer to carburetor identification chart- Section 95 | 9A586 | | | | | | | | | | | | | |
| Screw and washer (horn and plugs to main body)-No. 10-32 x 5/8" | 43256-S(U-77-F) | 4 | 4 | 4 | 4 | 4 | 6 | 6 | | | | | | |
| Screw (fast idle adjusting)-set-No. 10-32 x 3/4" | 382297-S(UU-26-L) | | | | | E | F | | | | | | | |
| Connector (fuel line to carb)-1/8"-27 male thread- 5/8"-18 female thread-(brass) | 354447-S (II-80) | | | | | E | F | G | | | | | | |
| SPRING (TRANSMISSION KICKDOWN CONTROL LEVER RETRACTING) | D1AZ 7B146-A | | | C | D | | | | | | | | | |
| LIMITER (IDLE ADJUSTING NEEDLE) | 9J500 | | | | | | | | | | | | | |
| | C7AZ 9J500-B *CM-747 | 2 | †2 | 2 | 2 | †2 | †2 | | | | | | | |
| | D6PZ 9J500-A *CM-747-B | | | | | | | 2 | | | | | | |
| SEAL (FAST IDLE ROD)-(nylon)- 3/64" thick x 7/16" wide x 29/32" long- with 9/64" dia. hole | C7AZ 9B501-A | A | B | C | D | E | F | G | | | | | | |
| WEIGHT (PUMP DISCHARGE BALL) | C9AZ 9B511-A *CM-1126 | A | B | C | D | E | F | G | | | | | | |
| LEVER ASSY. (THROTTLE CONTROL) | C3TZ 9A514-A *CM-895 | A | B | C | D | E | F | G | | | | | | |
| SUPPORT ASSY. (BOOSTER VENTURI) | 9A523 | | | | | | | | | | | | | |
| Tag code D4TE-DA,DB | D4PZ 9A523-B *CM-1880 | A | B | C | D | E | F | | | | | | | |
| Tag code D4PE-BHA | D4PZ 9A523-M *CM-2359 | | | | D | | | | | | | | | |
| | D7TZ 9A523-AJ *CM-2651 | | | | | | | G | | | | | | |
| Ball (accel. pump discharge valve)-steel-3/16" | 371350-S (AA-4) | A | B | C | D | E | F | G | | | | | | |
| SCREEN (FUEL FILTER) | C4AZ 9F525-A | A | B | C | D | E | F | G | | | | | | |
| COVER ASSY. (ACCELERATOR PUMP) | D2AZ 9528-A *CM-648-B | A | B | C | D | | | | | | | | | |
| Tag code D4TE-DA,DB | D5AZ 9528-A *CM-2170 | | | | D | E | F | G | | | | | | |
| Tag code D4PE-BHA | | | | | D | | | | | | | | | |
| Screw (cover to carb)-hex. hd.-No. 8- 32 x 9/16" | 376262-S (UU-52-AJ) | 4 | 4 | 4 | 4 | 4 | 4 | 4 | | | | | | |
| JET (MAIN METERING) | 9533 | | | | | | | | | | | | | |
| No. 47F | C3UZ 9533-E *CJ-151 | 2 | 2 | 2 | 2 | 2 | 2 | | | | | | | |
| No. 50F | C3UZ 9533-C *CJ-141 | | | | | | | 2 | | | | | | |
| GASKET (BOOSTER VENTURI SUPPORT) | B8AZ 9A536-A | A | B | C | D | E | F | G | | | | | | |
| LEVER (FAST IDLE ADJUSTING) | C9TZ 9538-A *CM-998 | A | B | C | D | E | F | G | | | | | | |
| Nut (lever)-hex. No. 10-32-tag code D4PZ-NA | 34079-S7 (M-163) | A | B | C | D | E | F | G | | | | | | |

1973/79
TRUCK SERIES 100/500

| DESCRIPTION/RESTRICTIONS | PART NUMBER | CARB. PARTS LISTS 19A THRU 19M | | | | | | | | | | | | |
|---|----------------------------|--------------------------------|---|---|---|---|----|---|---|---|---|---|---|--|
| | | A | B | C | D | E | F | G | H | J | K | L | M | |
| NOTE: † Not a part of service carburetor | | | | | | | | | | | | | | |
| SCREW (FAST IDLE ADJUSTING) | C3TZ 9B538-A | A | B | C | D | E | F | G | | | | | | |
| NEEDLE (IDLE ADJUSTING) | 9541 | | | | | | | | | | | | | |
| | C7MY 9541-B *CM-749 | 2 | 2 | 2 | 2 | 2 | 2 | | | | | | | |
| | C9AZ 9541-A *CM-955 | | | | | | | 2 | | | | | | |
| ROD (ACCEL. PUMP LINK OVERTRAVEL LEVER)- Tag code D3PF-JA | D2AZ 9B542-B *CM-1526-A | A | B | | | | | | | | | | | |
| Tag code D4PE-NA Tag code D4TE-DA,DB | D4AZ 9B542-A *CM-1810 | | B | C | | | | | | | | | | |
| Tag code D4PE-BHA | D5AZ 9B542-A *CM-2088 | | | | D | | E | F | G | | | | | |
| PLATE (CHOKE) | D0AZ 9545-A *CM-1061 | A | B | C | D | E | F | G | | | | | | |
| Screw (choke plate)-hex. head-No. 6-32 x 5/16" | 375016-S2 (UU-52-AK) | 2 | 2 | 2 | 2 | 2 | 2 | 2 | | | | | | |
| SHAFT and LEVER ASSY. (CHOKE) | D0TZ 9546-A *CM-1089 | A | B | C | D | E | F | G | | | | | | |
| SHAFT (CHOKE) | D5AZ 9547-A *CM-2089 | | | | | | F | | | | | | | |
| FLOAT ASSY. | D4AZ 9550-A *CM-1062-A | A | B | C | D | E | F | G | | | | | | |
| LEVER (CHOKE SHAFT) | D4TZ 9551-A *CM-1859 | | | | | E | F | | | | | | | |
| Screw & lockwasher assy. (lever)-No. 6-32 x 3/8" pan head | 50802-S7(U-150) | | | | | E | F | | | | | | | |
| PLATE (AIR DISTRIBUTION) | D0AZ 9F553-A | A | B | C | D | E | | | | | | | | |
| POSITIONER ASSY. (THROTTLE) | D5TZ 9S553-C *CM-2205 | | | | | | †F | G | | | | | | |
| Nut (positioner) 5/16"-24 jam | 33923-S7(M-32) | | | | | | †F | G | | | | | | |
| BRACKET (THROTTLE POSITIONER) | D5TZ 9S555-A | | | | | | †F | G | | | | | | |
| Screw and lockwasher assy. (bracket)-No. 10-32 x 1/2" pan head | 50810-S8(UU-158) | | | | | | †F | G | | | | | | |
| SHAFT (FLOAT LEVER) | B8A 9558-A *CM-183 | A | B | C | D | E | F | G | | | | | | |
| DIAPHRAGM ASSY. (ACCELERATOR PUMP) Tag code D4TE-DA,DB | C4AZ 9B559-A *CM-463 | A | B | C | D | | | | | | | | | |
| Tag code D4PE-BHA | D5AZ 9B559-A *CM-2092 | | | | D | E | F | G | | | | | | |
| SPRING (CHOKE PLATE) | C8TZ 9560-A *CM-753 | A | B | C | D | E | | G | | | | | | |
| GASKET (FLOAT BOWL) r/b D4AZ 9561-A(2/78) | D4AZ 9561-A *CG-406 | A | B | C | D | E | | | | | | | | |
| | D7AZ 9561-A *CG-498 | | | | | | F | G | | | | | | |
| GASKET (ECONOMIZER COVER) | B7A 9563-A *CG-234 | A | B | C | D | E | F | G | | | | | | |
| SWIVEL (CHOKE PLATE ADJUSTING) | C4TZ 9D563-A | A | B | C | D | E | F | G | | | | | | |
| VALVE KIT (FUEL INLET) | 9564 | | | | | | | | | | | | | |
| Incl. (1) B7A 9569-A gasket and (1) B7AZ 9599-B retainer | D2AZ 9564-A *CV-54-A | A | B | C | D | | | | | | | | | |
| Consists of (1) D2AF 9566-AA needle, (1) D4AE 9567-AA seat, (1) EDB 99883-A Ret., (1) D2AZ 9599-A Ret, and (1) D4AZ 9E845-A gasket-r/b D8AZ 9564-A(8/79) | ★ D5AZ 9564-D *CV-99 | | | | | E | F | G | | | | | | |
| NUT (CHOKE PLATE ADJUSTING)-nylon | C4TZ 9D564-A *CM-600 | A | B | C | D | E | F | G | | | | | | |

NOTICE: When the parts list suffix is shown in the quantity required column, the quantity is one (1).

| DESCRIPTION/RESTRICTIONS | PART NUMBER | CARB. PARTS LISTS 19A THRU 19M | | | | | | | | | | | | |
|--|---------------------------|--------------------------------|---|---|---|---|---|---|---|---|---|---|---|--|
| | | A | B | C | D | E | F | G | H | J | K | L | M | |
| VALVE ASSY. (FUEL ENRICHMENT) | 9A565 | | | | | | | | | | | | | |
| # Black-incl. (1) B7A 9563-A, (1) C2AZ 9A588-B gasket | D5AZ 9A565-A *CE-106 | | | | | | | | | | G | | | |
| # Blue-incl. (1) B7A 9563-A, (1) C2AZ 9A588-B gasket Tag codes D4TE-DA,DB | D5TZ 9A565-A *CE-110 | A | B | C | | D | E | F | | | | | | |
| # White-incl. (1) B7A 9563-A, (1) C2AZ 9A588-B gasket Tag code D4PE-BHA | D5DZ 9A565-B *CE-107 | | | | | D | | | | | | | | |
| GASKET (FUEL INLET NEEDLE SEAT) | ★ B7A 9569-A | A | B | C | D | | | | | | | | | |
| VALVE (ACCELERATOR PUMP CHECK)- plastic | C4AZ 9576-A *CM-825 | A | B | C | D | E | F | G | | | | | | |
| SCREW (PUMP DISCHARGE NOZZLE) | C0AZ 9577-A *CM-607 | A | B | C | D | E | | | | | | | | |
| | D5AZ 9577-A *CM-2091 | | | | | | | F | G | | | | | |
| Washer (used under 9577)-1/4"-flat | 374370-S (XX-94-A) | | | | | | | F | G | | | | | |
| SPRING (FAST IDLE ADJUSTING SCREW)- 13/64" I.D. x 37/64" long-4 1/2 coils | B8A 9578-B *CM-609 | A | B | C | D | E | F | G | | | | | | |
| Idle adjusting needle | ★ 40 9578 | 2 | 2 | 2 | 2 | 2 | 2 | 2 | | | | | | |
| Fast idle adjusting screw | | A | B | C | D | E | F | G | | | | | | |
| Screw (normal idle adjusting)-special hex. head slotted-No. 10-32 x 1" | 355107-S7 (BB-536) | A | B | C | D | E | F | G | | | | | | |
| LEVER and SHAFT ASSY. (THROTTLE) | D2TZ 9581-K *CM-520-A | A | B | | | | | | | | | | | |
| | D4TZ 9581-F *CM-2019 | | | C | D | | | | | | | | | |
| | D5TZ 9581-F *CM-2207 | | | | | | E | | | | | | | |
| | D5TZ 9581-E *CM-2206 | | | | | | | F | G | | | | | |
| PLATE (THROTTLE) Tag code D3PF-JA | B8A 9585-F | 2 | | | | | | | | | | | | |
| | D4AZ 9585-A *CM-1804 | | 2 | | | | | | | | | | | |
| Tag code D4PE-NA | D5AZ 9585-A *CM-2095 | | 2 | | | | | | 2 | 2 | | | | |
| Screw (throttle plate)-hex. washer head-No. 5-40 x 9/32" | 386022-S2 (BB-908) | | | | | | | | 4 | 4 | | | | |
| Screw (throttle plate)-fill. head-No. 5-40 x 3/8" | 383253-S2 (BB-4-Z) | 4 | 4 | 4 | 4 | 4 | | | | | | | | |
| GASKET (ECONOMIZER) | C2AZ 9A588-B *CM-533 | A | B | C | D | E | F | G | | | | | | |
| CAM ASSY. (FAST IDLE) | C9TZ 9597-B *CM-1000 | A | B | C | D | E | F | G | | | | | | |
| Retainer (fast idle cam)-"C" washer | 351825-S (XX-9) | A | B | C | D | E | F | G | | | | | | |
| RETAINER (FLOAT LEVER SHAFT) | D2AZ 9599-A *CM-1469 | A | B | C | D | E | F | G | | | | | | |
| ROD (CHOKE CONTROL) | C4TZ 9A599-A *CM-914 | A | B | C | D | E | F | G | | | | | | |
| SPRING (ACCELERATOR PUMP LEVER RETURN) | D4AZ 9636-A *CM-1527-A | A | B | C | D | E | F | G | | | | | | |
| BRACKET ASSY. (THROTTLE CONTROL) | C3TZ 9764-A | A | B | C | D | E | F | G | | | | | | |
| Screw & lockwasher (throttle control to carb.)- No. 8-32 x 1 1/8" | 359369-S8 (BB-58) | 2 | 2 | 2 | | | | | | | | | | |
| Screw & lockwasher (throttle control to carb.)- No. 8-32 x 1 1/4" | 359737-S (BB-59) | | | | | | 2 | 2 | 2 | | | | | |

1973/79
TRUCK SERIES 100/500

FORD 2/B CARB.
8 CYL. - 5.4L (330 C.I.D.)

| DESCRIPTION/RESTRICTIONS | PART NUMBER | CARB. PARTS LISTS 19A THRU 19M | | | | | | | | | | | | |
|---|--------------------------|--------------------------------|---|---|---|---|---|---|---|---|---|---|---|--|
| | | A | B | C | D | E | F | G | H | J | K | L | M | |
| CLIP (ACCELERATOR PUMP LINK ROD) | D2AZ 9825-A *CM-1695 | A | B | C | D | E | F | G | | | | | | |
| SHIELD (FUEL INLET SEAT)- Tag code D4PE-NA | D4AZ 9E845-A | | B | | D | E | F | G | | | | | | |
| COVER (ECONOMIZER VALVE) | C8AZ 9930-A *CM-728 | A | B | C | D | E | F | G | | | | | | |
| Screw & lockwasher (cover) No. 8-32 x 5/8" | 357136-S (BB-56) | 4 | 4 | 4 | 4 | 4 | 4 | 4 | | | | | | |
| CAM (AIR BLEED METERING NEEDLE ROD) | D5AZ 9A965-A *CM-2106 | | | | | | F | G | | | | | | |

NOTICE: When the parts list suffix is shown in the quantity required column, the quantity is one (1).

FORD 2/B CARB.
8 CYL. - 5.0L (302 C.I.D.)

1973/79
TRUCK SERIES 100/500

SECTION 95.29 1

| DESCRIPTION/RESTRICTIONS | PART NUMBER | CARB. PARTS LISTS 29A THRU 29M | | | | | | | | | | | | |
|---|--------------------------|--------------------------------|---|---|---|---|---|---|---|---|---|----|----|--|
| | | A | B | C | D | E | F | G | H | J | K | L | M | |
| Note: † Not a part of service carburetor | | | | | | | | | | | | | | |
| GASKET SET—refer to carburetor identification chart— Section 95 | 9502 | | | | | | | | | | | | | |
| TUNE UP KIT—refer to carburetor identification chart— Section 95 | 9A586 | | | | | | | | | | | | | |
| Screw & washer (horn and plugs to main body)— No. 10-32 x 5/8" | 43256-S8 (U-77-F) | 4 | 4 | 4 | 4 | 4 | 4 | 4 | 4 | 4 | 4 | 4 | 4 | |
| Screw (to adjust transmission kickdown)— hex. head—No. 10-32 x 1" Tag codes D3PF-HA, HB, D3TF-CD, CE, NA, D3UF-CD, RA, TA and YA | 379622-S7-8 (UU-52-M) | | B | | D | | | G | H | | J | K | L | |
| SPRING (TRANSMISSION KICKDOWN CONTROL LEVER RETRACTING)— 1 1/32" dia. x 2" long—14 3/4 coils Tag codes D3PF-HA, HB, D3TF-CD, CE, NA, D3UF-CD, RA, TA and YA | D1AZ 7B146-A | | B | | D | | | G | H | | J | K | †L | |
| LIMITER (IDLE ADJUSTING NEEDLE) | C7AZ 9J500-B *CM-747 | 2 | 2 | 2 | 2 | 2 | 2 | 2 | 2 | 2 | 2 | †2 | 2 | |
| SEAL (FAST IDLE ROD)—(nylon)— 3/64" thick x 7/16" wide x 29/32" long— with 9/64" dia. hole | C7AZ 9B501-A | A | B | C | D | E | F | G | H | J | K | L | M | |
| WEIGHT (PUMP DISCHARGE BALL) | C9AZ 9B511-A *CM-1126 | A | B | C | D | E | F | G | H | J | K | L | M | |
| Ball (accel. pump inlet passage)—steel—3/16" | 371350-S (AA-4) | A | B | C | D | E | F | G | H | J | K | L | M | |
| CONTROL ASSY. (VACUUM BREAK) Tag codes D3TF-BD and CD | D2AZ 9S514-H | A | B | C | D | E | F | G | | J | K | | | |
| ROD (FLOAT BOWL VENT) | D2AZ 9A515-A *CM-1470 | | | | | | | | | | | | L | |
| BRACKET (FLOAT BOWL VENT) | D4AZ 9E520-A | | | | | | | | | | | | L | |
| SUPPORT ASSY. (BOOSTER VENTURI) | 9A523 | | | | | | | | | | | | | |
| Tag code D3TE-AA,AC, D3TF-BD,BE,CD,CE | D4PZ 9A523-B *CM-1880 | A | B | C | D | E | F | G | H | J | K | | | |
| Tag codes D3TF-NA, YA | D3TZ 9A523-E *CM-1767 | | | | | | | | | J | | | M | |
| Tag codes D3PF-HA, HB, D3UF-RA, SA | D3UZ 9A523-C *CM-1771 | | | | | | | | | J | | | | |
| Tag codes TA, YA | D3UZ 9A523-G *CM-1800 | | | | | | | | | J | | | | |
| Tag code D4TF-KA | D4TZ 9A523-B *CM-1986 | | | | | | | | | | | | L | |
| Tag code D4PE-BDA | D4PZ 9A523-J *CM-2851 | | | | | | | | | | | | L | |
| SCREEN (FUEL FILTER) | C4AZ 9F525-A | A | B | C | D | E | F | G | H | J | K | L | M | |
| COVER ASSY. (ACCELERATOR PUMP) | D2AZ 9528-A *CM-648-B | A | B | C | D | E | F | G | H | J | K | L | M | |
| Screw (cover to carb.)—hex.—No. 8-32 x 9/16" | 376262-S(UU-52-AJ) | 4 | 4 | 4 | 4 | 4 | 4 | 4 | 4 | 4 | 4 | 4 | 4 | |
| ROD (FAST IDLE CAM) | C3AZ 9D530-A | A | B | C | D | E | F | G | H | J | K | L | M | |

1973/79
TRUCK SERIES 100/500

| DESCRIPTION/RESTRICTIONS | PART NUMBER | CARB. PARTS LISTS 29A THRU 29M | | | | | | | | | | | | |
|---|---|--------------------------------|---|---|---|---|---|---|---|---|---|---|---|--|
| | | A | B | C | D | E | F | G | H | J | K | L | M | |
| JET (MAIN METERING) 9533 | | | | | | | | | | | | | | |
| No. 48F -tag codes D3TE-AA, AC, D3TF-BD, BE, CD, CE, NA, YA, D3UF-TA and YA | C3UZ 9533-D *CJ-142 | | | 2 | 2 | 2 | 2 | 2 | 2 | | 2 | | | |
| No. 47F- tag codes D3PF-HA, HB, D3UF-AD, RA and SA | C3UZ 9533-E *CJ-151 | 2 | 2 | | | | | | | | 2 | | 2 | |
| No. 46F-tag code D3UF-CD | C3AZ 9533-G *CJ-156 | | | | | | | | | | 2 | | | |
| No. 49F | C3DZ 9533-C *CJ-137 | | | | | | | | | | | | 2 | |
| GASKET (BOOSTER VENTURI SUPPORT) | | | | | | | | | | | | | | |
| LEVER (FAST IDLE ADJUSTING)- incl. (1) 40-9578 spring and (1) 382008-S screw | B8AZ 9A536-A D2AZ 9538-A *CM-1509 | A | B | C | D | E | F | G | H | J | K | L | M | |
| Nut (lever to throttle shaft)-hex.-No. 10-32 | 34079-S7 (M-163) | A | B | C | D | E | F | G | H | J | K | L | M | |
| Lockwasher No. 10 | 34903-S8 (X-96) | A | B | C | D | E | F | G | H | J | K | L | M | |
| NEEDLE (IDLE ADJUSTING) | C7MY 9541-B *CM-749 | 2 | 2 | 2 | 2 | 2 | 2 | 2 | 2 | 2 | 2 | 2 | 2 | |
| ROD (ACCELERATOR PUMP LINK TO OVERTRAVEL LEVER) 9B542 | | | | | | | | | | | | | | |
| | D2AZ 9B542-B *CM-1526-A | A | B | C | D | E | F | G | H | J | K | | | |
| | D4AZ 9B542-A *CM-1810 | | | | | | | | | | | L | M | |
| PLATE (CHOKE) | D0AZ 9545-A *CM-1061 | A | B | C | D | E | F | G | H | J | K | L | M | |
| Screw (choke plate)-hex. hd.-No. 8-32 x .31" | 375016-S2(UU-52-AK) | 2 | 2 | 2 | 2 | 2 | 2 | 2 | 2 | | 2 | 2 | 2 | |
| SHAFT and LEVER ASSY. (CHOKE) | D0AZ 9546-A *CM-1088 | A | B | C | D | E | F | G | H | J | K | L | M | |
| DASHPOT ASSY. | C8AZ 9B549-A *CD-15 | | | C | | | | G | | | | | | |
| Nut-5/16"-24 | 33923-S7 (M-32) | | | C | | | | G | | | | | | |
| DIAPHRAGM & RETAINER ASSY.- (CHOKE CONTROL) | D0AZ 9J549-C *CK-1283 | A | B | C | D | E | F | G | H | J | K | | M | |
| Screw (diaphragm and retainer)-No. 8-32 x 7/16"- allen head socket set | 358544-S8 (UU-28-C) | A | B | C | D | E | F | G | H | J | K | | | |
| FLOAT ASSY. 9550 | | | | | | | | | | | | | | |
| | D4AZ 9550-A *CM-1062-A | A | B | C | D | E | F | G | H | J | K | L | M | |
| BRACKET (DASHPOT MOUNTING) | D0AZ 9B550-A *CM-1113 | | | C | | | | G | | | | | | |
| Screw and washer (dashpot mounting bracket to carb.) No. 10-32 x 1/2" | 43252-S8(U-77) | | | C | | | | G | | | | | | |
| LEVER (CHOKE SHAFT) | D4AZ 9551-A *CM-1091-A | A | B | C | D | E | F | G | H | J | K | L | M | |
| Screw & lockwasher assy. (choke shaft lever) No. 6-32 x 3/8" | 50802-S7(U-150) | A | B | C | D | E | F | G | H | J | K | L | M | |
| PLATE (AIR DISTRIBUTION) Tag codes D3TF-YA, D3UF-AD, CD, RA, SA, TA and YA | D0AZ 9F553-A | A | B | C | D | E | F | G | H | J | K | | | |
| LEVER (CHOKE CONTROL DIAPHRAGM) | D1AZ 9J553-A | A | B | C | D | E | F | G | H | J | K | L | M | |
| COVER (CHOKE CONTROL DIAPHRAGM) | D0AZ 9J554-A | A | B | C | D | E | F | G | H | J | K | L | M | |
| Screw (choke control diaphragm cover)- No. 8-32 x 9/16" | 376262-S (UU-52-AJ) | 3 | 3 | 3 | 3 | 3 | 3 | 3 | 3 | 3 | 3 | 3 | 3 | |
| SHAFT (FLOAT LEVER) | B8A 9558-A *CM-183 | A | B | C | D | E | F | G | H | J | K | L | M | |
| ROD (CHOKE DIAPHRAGM ADJUSTING) | D2AZ 9F558-A | A | B | C | D | E | F | G | H | J | K | | | |

NOTICE: When the parts list suffix is shown in the quantity required column, the quantity is one (1).

| DESCRIPTION/RESTRICTIONS | PART NUMBER | CARB. PARTS LISTS 29A THRU 29M | | | | | | | | | | | | |
|--|-------------------------|--------------------------------|---|---|---|---|---|---|---|---|---|---|---|--|
| | | A | B | C | D | E | F | G | H | J | K | L | M | |
| DIAPHRAGM ASSY. (ACCELERATOR PUMP) | C4AZ 9B559-A *CM-463 | A | B | C | D | E | F | G | H | J | K | L | M | |
| SPRING (FLOAT BOWL VENT ROD) | D2AZ 9560-B *CM-1471 | | | | | | | | | | | L | | |
| GASKET (FLOAT BOWL) | D4AZ 9561-A *CG-406 | A | B | C | D | E | F | G | H | J | K | L | M | |
| GASKET (ECONOMIZER COVER) | B7A 9563-A *CG-234 | A | B | C | D | E | F | G | H | J | K | L | M | |
| VALVE KIT (FUEL INLET)-incl. (1) B7A 9569-A gasket and (1) B7AZ 9599-B retainer | D2AZ 9564-A *CV-54-A | A | B | C | D | E | F | G | H | J | K | L | M | |
| VALVE ASSY. (FUEL ENRICHMENT) | 9A565 | | | | | | | | | | | | | |
| Identified by color "Blue"-incl. (1) B7A 9563-A gasket and (1) C2AZ 9A588-B gasket Tag codes D3UF-AD and CD | D3TZ 9A565-A *CE-95 | | | | | E | F | G | H | | K | | | |
| Identified by color "White"-incl. (1) B7A 9563-A gasket and (1) C2AZ 9A588-B gasket Tag codes D3TE-AA, AC, D3PF-HA, HB, D3TF-CD, CE, NA and YA | D5DZ 9A565-B *CE-107 | | | C | D | | | | | | | L | M | |
| # "Black"-incl. (1) B7A 9563-A gasket and (1) C2AZ 9A588-B gasket-tag codes D3TF-BD, BE, D3UF-RA and YA | D5AZ 9A565-A *CE-106 | | | | | | | | | J | | | | |
| Incl. (1) B7A 9563-A gasket and (1) C2AZ 9A588-B gasket Tag codes D3UF-SA and TA | D5AZ 9A565-B *CE-108 | A | B | | | | | | | | | | | |
| ROD (CHOKE DIAPHRAGM CONTROL) Tag codes D3TF-BD and CD | D2AZ 9S567-C | A | B | C | D | E | F | G | | J | K | | | |
| Ring (choke diaphragm control rod to vacuum control assy.)-1/8" retaining Tag codes D3TF-BD and CD | 377918-S8B (XX-14-F) | A | B | C | D | E | F | G | | | K | | | |
| GASKET (FUEL INLET NEEDLE SEAT) | ★ B7A 9569-A | A | B | C | D | E | F | G | H | J | K | L | M | |
| SPRING (FLOAT DAMPENERS)- tag codes D3PF-HA, HB and D3TE-AA | C3AZ 9F570-A | | | | | | | | | J | | | | |
| HOUSING ASSY. (CHOKE) | 9A575 | | | | | | | | | | | | | |
| Tag code D4TF-KA | D3TZ 9A575-A *CC-82 | | | C | D | E | F | G | H | | K | L | | |
| Tag code D4PE-BDA | D4PZ 9A575-H *CC-172 | | | | | | | | | | | L | | |
| Tag codes D3TE-AA, AC, D3TF-BD, BE and CD | D3UZ 9A575-A *CC-75 | A | B | | | | | | | | | | | |
| Tag codes D3PF-HA, HB, D3TF-CE, NA, YA, D3UF-AD, CD, RA, SA, TA and YA | D3UZ 9A575-B *CC-81 | | | | | | | | | J | | | M | |
| Screw & washer assy. (choke housing to main body)-fillister head-No. 8-32 x 1 49/64" | 378547-S7-8 (BB-61-B) | 3 | 3 | 3 | 3 | 3 | 3 | 3 | 3 | 3 | 3 | 3 | 3 | |
| VALVE (ACCELERATOR PUMP CHECK)- plastic | C4AZ 9576-A *CM-825 | A | B | C | D | E | F | G | H | J | K | L | M | |
| SCREW (PUMP DISCHARGE NOZZLE) | C0AZ 9577-A *CM-607 | A | B | C | D | E | F | G | H | J | K | L | M | |
| Washer-1/4" flat (buna coated aluminum)- tag codes D3PF-HA, HB, D3TF-BD, BE, CD, CE and NA | 374370-S (XX-94-A) | | | | | | | | | J | | | M | |

1973/79
TRUCK SERIES 100/500

FORD 2/B CARB.
8 CYL. - 5.0L (302 C.I.D.)

| DESCRIPTION/RESTRICTIONS | PART NUMBER | CARB. PARTS LISTS 29A THRU 29M | | | | | | | | | | | | |
|--|---------------------------|--------------------------------|---|---|---|---|---|---|---|---|---|---|---|--|
| | | A | B | C | D | E | F | G | H | J | K | L | M | |
| LEVER (FAST IDLE CAM) | C4AZ 9F577-B *CM-492 | A | B | C | D | E | F | G | H | J | K | L | M | |
| SPRING (FAST IDLE ADJUSTING SCREW)- 13/64" I.D. x 37/64" long-45 1/2 coils | B8A 9578-B *CM-609 | A | B | C | D | E | F | G | H | J | K | L | M | |
| Screw (normal idle adjusting)-special slotted head-No. 10-32 x 1" | 355107-S7 (BB-536) | A | B | C | D | E | F | G | H | J | K | L | M | |
| Idle adjusting needle | ★ 40 9578 | 2 | 2 | 2 | 2 | 2 | 2 | 2 | 2 | 2 | 2 | 2 | 2 | |
| Fast idle adjusting screw | | A | B | C | D | E | F | G | H | J | K | L | M | |
| LEVER and SHAFT ASSY. (THROTTLE) | 9581 | | | | | | | | | | | | | |
| | D2TZ 9581-H *CM-1063-B | | | | D | | | G | H | | K | | | |
| Tag codes D3PF-HA, HB, D3TF-CE, NA, D3UF-CD | | | | | | | | | | J | | | | |
| | D2TZ 9581-J *CM-1064-B | | | C | | E | F | | | | | | | |
| Tag codes D3TF-BE, YA and D3UF-AD | | | | | | | | | | J | | | | |
| | D2TZ 9581-G *CM-1528 | A | | | | | | | | | | | | |
| Tag codes D3TE-AA, AC, D3TF-BD, D3UF-RA, SA | | | | | | | | | | J | | | | |
| | D2TZ 9581-F *CM-1529 | | B | | | | | | | | | | | |
| Tag codes D3TF-CD, D3UF-TA and YA | | | | | | | | | | J | | | | |
| | D4TZ 9581-B *CM-1812 | | | | | | | | | | | | M | |
| | D4TZ 9581-C *CM-1822 | | | | | | | | | | | L | | |
| PLATE (THROTTLE) | 9585 | | | | | | | | | | | | | |
| | B8A 9585-F | 2 | 2 | 2 | 2 | 2 | 2 | 2 | 2 | 2 | 2 | | | |
| | D4AZ 9585-A *CM-1804 | | | | | | | | | | | 2 | 2 | |
| Screw (throttle plate)-fill. hd.-No. 5-40 x 3/8" | 383253-S2(BB-4-Z) | 4 | 4 | 4 | 4 | 4 | 4 | 4 | 4 | 4 | 4 | 4 | 4 | |
| BRACKET (THROTTLE EMISSION CONTROL SOLENOID) | C9AZ 9J586-A | A | B | | D | E | F | | H | | K | | | |
| Tag codes D3PF-HA, HB, D3TF-BD, BE, CD, CE, NA, YA, D3UF-AD, CD, RA, SA, TA and YA | | | | | | | | | | J | | | | |
| SPRING (CHOKE CONTROL)-51/64" O.D. x 1" long | D0AZ 9587-A *CM-1271 | A | B | C | D | E | F | G | H | J | K | | M | |
| GASKET (ECONOMIZER) | C2AZ 9A588-B *CM-533 | A | B | C | D | E | F | G | H | J | K | L | M | |
| CAM ASSY. (FAST IDLE) | D5AZ 9597-A *CM-2105 | A | B | C | D | E | F | G | H | J | K | L | M | |
| Screw (fast idle cam)-hex. hd.-No. 6-32 x 11/16" | 372307-S (BB-527) | A | B | C | D | E | F | G | H | J | K | L | M | |
| Retainer (fast idle cam)-"C" washer | 351825-S (XX-9) | 2 | 2 | 2 | 2 | 2 | 2 | 2 | 2 | 2 | 2 | 2 | 2 | |
| RETAINER (FLOAT LEVER SHAFT) | D2AZ 9599-A *CM-1469 | A | B | C | D | E | F | G | H | J | K | L | M | |
| ROD (CHOKE CONTROL) | D0AZ 9A599-B *CM-1066 | A | B | C | D | E | F | G | H | J | K | L | M | |
| Ring (rod to shaft) | 377918-S8B (XX-14-F) | A | B | C | D | E | F | G | H | J | K | L | M | |
| SPRING (ACCELERATOR PUMP LEVER RETURN) | 9636 | | | | | | | | | | | | | |
| | D4AZ 9636-A *CM-1527-A | A | B | C | D | E | F | G | H | J | K | L | M | |
| SHAFT and LEVER ASSY. (CHOKE HOUSING) | D2AZ 9A753-A *CM-1510 | A | B | C | D | E | F | G | H | J | K | L | M | |
| LEVER (CHOKE THERMOSTAT) | D3AZ 9A754-D | A | B | | | | | | H | J | | L | M | |
| | D1AZ 9A754-C | | | C | D | E | F | G | | | K | | | |

NOTICE: When the parts list suffix is shown in the quantity required column, the quantity is one (1).

FORD 2/B CARB.
8 CYL. - 5.0L (302 C.I.D.)

1973/79
TRUCK SERIES 100/500

SECTION 95.29 5

| DESCRIPTION/RESTRICTIONS | PART NUMBER | CARB. PARTS LISTS 29A THRU 29M | | | | | | | | | | | | |
|---|-------------------------|--------------------------------|---|---|---|---|---|---|---|---|---|---|---|--|
| | | A | B | C | D | E | F | G | H | J | K | L | M | |
| CLIP (ACCELERATOR PUMP LINK ROD) | D2AZ 9825-A | A | B | C | D | E | F | G | H | J | K | L | M | |
| CLAMP (CHOKE HOUSING) | D3AZ 9842-A *CM-1742 | A | B | C | D | E | F | G | H | J | K | L | M | |
| Screw (clamp housing) No. 8-32 x 1/2" | 31061-S8(U-50) | 3 | 3 | 3 | 3 | 3 | 3 | 3 | 3 | 3 | 3 | 3 | 3 | |
| HOUSING ASSY. (THERMOSTATIC CHOKE) | 9848 | | | | | | | | | | | | | |
| Identified by letters "TP"-incl. (1) D1AZ 9871-A gasket Tag codes D3TE-AA, AC, D3TF-BD and CD | D3AZ 9848-B *CM-1740 | A | B | C | D | E | F | G | | J | K | | | |
| Identified by letters "2BP, 2AP, 2CP or T2DP"- Incl. (1) D1AZ 9871-A gasket Tag codes D3PF-HA, HB, D3TF-BE, CE, NA, YA, D3UF-AD, CD, RA, SA, TA and YA | D4TZ 9848-A *CM-1809 | | | | | | | | H | J | | L | M | |
| BUSHING (CHOKE THERMOSTAT LEVER) | C8AZ 9851-A *CM-751 | A | B | C | D | E | F | G | H | J | K | L | M | |
| GASKET (THERMOSTATIC CHOKE CONTROL) | B8A 9853-A *CG-93 | A | B | C | D | E | F | G | H | J | K | L | M | |
| SOLENOID ASSY. (THROTTLE EMISSION CONTROL) Tag codes D3PF-HA, HB, D3TF-BD, BE, CD, CE, NA, YA, D3UF-AD, CD, RA, SA, TA and YA | D2AZ 9D856-E | A | B | | D | E | F | | H | J | K | L | M | |
| Nut-20 hex.-7/16" Tag codes D3PF-HA, HB, D3TF-BD, BE, CD, CE, NA, YA, D3UF-AD, CD, RA, SA, TA and YA | 45219-S2 (M-173) | | | | D | E | F | | H | J | K | L | M | |
| SHIELD (CHOKE THERMOSTAT) | 9861 | | | | | | | | | | | | | |
| Tag codes D3TF-BD and CD | C9ZZ 9861-A | A | B | C | D | E | F | G | H | J | K | | | |
| Tag codes D3PF-HA, HB, D3TF-BE, CE, NA, YA, D3UF-AD, CD, RA, SA, TA and YA | D5ZZ 9861-A | | | | | | | | | J | | | | |
| | D4AZ 9861-A | | | | | | | | | | | L | M | |
| Screw (shield to choke housing)-hex. head- No. 8-32 x 9/16" | 376262-S (UU-52-J) | 2 | 2 | 2 | 2 | 2 | 2 | 2 | 2 | 2 | 2 | L | M | |
| GASKET (THERMOSTATIC CHOKE HOUSING) | D1AZ 9871-A *CG-317 | A | B | C | D | E | F | G | H | J | K | L | M | |
| COVER (ECONOMIZER VALVE)- incl. (4) 43251-S8 screw and washer | C8AZ 9930-A *CM-728 | A | B | C | D | E | F | G | H | J | K | L | M | |
| Screw & washer (economizer valve cover to main body) fillister head-drilled-No. 8-32 x 5/8" | 357136-S (BB-56) | 4 | 4 | 4 | 4 | 4 | 4 | 4 | 4 | 4 | 4 | 4 | 4 | |

1973/79
TRUCK SERIES 100/500

FORD 2/B CARB.
8 CYL. - 5.0L (302 C.I.D.)

| DESCRIPTION/RESTRICTIONS | PART NUMBER | CARB. PARTS LISTS 29N THRU 29Z | | | | | | | | | | | | |
|---|--------------------------|--------------------------------|---|---|---|---|---|---|----|----|---|----|----|---|
| | | N | P | Q | R | S | T | U | V | W | X | Y | Z | |
| NOTE: † Not a part of service carburetor | | | | | | | | | | | | | | |
| GASKET SET—refer to carburetor identification chart— Section 95 | 9502 | | | | | | | | | | | | | |
| TUNE UP KIT—refer to carburetor identification chart— Section 95 | 9A586 | | | | | | | | | | | | | |
| Screw & washer (horn & plugs to main body)— No. 10-32 x 5/8" | 43256-S8 (U-77-F) | 4 | 4 | 4 | 4 | 4 | 4 | 4 | 4 | 4 | 4 | 4 | 4 | 4 |
| Screw (to adjust transmission kickdown)— hex. head—No. 10-32 x 1" | 379622-S7-8 (UU-52-M) | N | | | R | S | | | V | | | | Y | Z |
| SPRING (TRANSMISSION KICKDOWN CONTROL LEVER RETRACTING)— 11/32" dia. x 2" long—14 3/4 coils | D1AZ 7B146-A | N | | | R | S | | | †V | | | | †Y | Z |
| LIMITER (IDLE ADJUSTING NEEDLE) | C7AZ 9J500-B *CM-747 | 2 | 2 | 2 | 2 | 2 | 2 | 2 | †2 | †2 | 2 | †2 | 2 | |
| SEAL (FAST IDLE ROD)—(nylon)— 3/64" thick x 7/16" wide x 29/32" long— with 9/64" dia. hole | C7AZ 9B501-A | N | P | Q | R | S | T | U | V | W | X | Y | Z | |
| WEIGHT (PUMP DISCHARGE BALL) | C9AZ 9B511-A *CM-1126 | N | P | | | S | T | U | V | W | X | Y | Z | |
| Ball (accel. pump inlet passage)—steel—3/16" | 371350-S (AA-4) | N | P | Q | R | S | T | U | V | W | X | Y | Z | |
| ROD (FLOAT BOWL VENT) | D2AZ 9A515-A | | | Q | R | | | | | | | | | |
| BRACKET (FLOAT BOWL VENT) | D4AZ 9E520-A | | | Q | R | | | | | | | | | |
| SUPPORT ASSY. (BOOSTER VENTURI) | 9A523 | | | | | | | | | | | | | |
| Tag code D4UE-EA | D4PZ 9A523-B *CM-1880 | | | | | S | T | U | V | | | | | |
| | D3TZ 9A523-E *CM-1767 | N | P | | | | | | | | | | | |
| Tag code D4UE-FA | D3UZ 9A523-C *CM-1771 | | | | | | | | | | W | X | | |
| Tag code D4PE-BBA | D4PZ 9A523-G *CM-2849 | | | | | | | | | W | | | | |
| Tag code D4PE-BCA | D4PZ 9A523-H *CM-2850 | | | | | | | | V | | | | | |
| Tag code D4UE-HA | D3UZ 9A523-G *CM-1800 | | | | | | | | | | | | Y | Z |
| Tag code D4PE-BAA | D4PZ 9A523-L *CM-2848 | | | | | | | | | | | | Y | |
| SCREEN (FUEL FILTER) | C4AZ 9F525-A | N | P | Q | R | S | T | U | V | W | X | Y | Z | |
| COVER ASSY. (ACCELERATOR PUMP) | D2AZ 9528-A *CM-648-B | N | P | Q | R | S | T | U | V | W | X | Y | Z | |
| Screw (cover to carb.)—hex.—No. 8-32 x 9/16" | 376262-S (UU-52-AJ) | 4 | 4 | 4 | 4 | 4 | 4 | 4 | 4 | 4 | 4 | 4 | 4 | 4 |
| ROD (FAST IDLE CAM) | C3AZ 9D530-A | N | P | Q | R | S | T | U | V | W | X | Y | Z | |
| JET (MAIN METERING) | 9533 | | | | | | | | | | | | | |
| No. 48F | C3UZ 9533-D *CJ-142 | 2 | 2 | | | | 2 | 2 | 2 | | | | 2 | 2 |
| No. 47F | C3UZ 9533-E *CJ-151 | | | | | 2 | | | | | 2 | 2 | | |
| GASKET (BOOSTER VENTURI SUPPORT) | B8AZ 9A536-A | N | P | Q | R | S | T | U | V | W | X | Y | Z | |
| LEVER (FAST IDLE ADJUSTING)— incl. (1) 40-9578 spring and (1) 382008-S screw | D2AZ 9538-A *CM-1509 | N | P | Q | R | S | T | U | V | W | X | Y | Z | |
| Nut (lever to throttle shaft)—hex.—No. 10-32 | 34079-S7 (M-163) | N | P | Q | R | S | T | U | V | W | X | Y | Z | |
| NEEDLE (IDLE ADJUSTING) | 9541 | | | | | | | | | | | | | |
| | C7MY 9541-B *CM-749 | 2 | 2 | | | | | | | | | | | |
| | C9AZ 9541-A *CM-955 | | | 2 | 2 | 2 | 2 | 2 | 2 | 2 | 2 | 2 | 2 | 2 |

NOTICE: When the parts list suffix is shown in the quantity required column, the quantity is one (1).

| DESCRIPTION/RESTRICTIONS | PART NUMBER | CARB. PARTS LISTS 29N THRU 29Z | | | | | | | | | | | | |
|---|---------------------------|--------------------------------|---|---|---|---|---|---|---|---|---|---|---|--|
| | | N | P | Q | R | S | T | U | V | W | X | Y | Z | |
| ROD (ACCELERATOR PUMP LINK TO OVERTRAVEL LEVER) | D4AZ 9B542-A *CM-1810 | N | P | Q | R | S | T | U | V | W | X | Y | Z | |
| PLATE (CHOKE) | D0AZ 9545-A *CM-1061 | N | P | Q | R | S | T | U | V | W | X | Y | Z | |
| Screw (choke plate)-hex. hd.-No. 8-32 x .31" | 375016-S2(UU-52-AK) | 2 | 2 | 2 | 2 | 2 | 2 | 2 | 2 | 2 | 2 | 2 | 2 | |
| SHAFT and LEVER ASSY. (CHOKE) | D0AZ 9546-A *CM-1088 | N | P | Q | R | S | T | U | V | W | X | Y | Z | |
| DIAPHRAGM & RETAINER ASSY.- (CHOKE CONTROL) | D0AZ 9J549-C *CK-1283 | N | P | | | S | T | U | V | W | X | Y | Z | |
| FLOAT ASSY. | D4AZ 9550-A *CM-1062-A | N | P | Q | R | S | T | U | V | W | X | Y | Z | |
| LEVER (CHOKE SHAFT) | D4AZ 9551-A *CM-1091-A | N | P | Q | R | S | T | U | V | W | X | Y | Z | |
| Screw & lockwasher assy. (choke shaft lever) No. 6-32 x 3/8" | 50802-S7 (U-150) | N | P | Q | R | S | T | U | V | W | X | Y | Z | |
| PLATE (AIR DISTRIBUTION) | D0AZ 9F553-A | | | Q | R | | T | U | V | W | X | Y | Z | |
| Washer (use as air distribution plate)-1/4" | 374370-S(XX-94-A) | | | | | S | | | | | | | | |
| LEVER (CHOKE CONTROL DIAPHRAGM) | D1AZ 9J553-A | N | P | | | S | T | U | V | W | X | Y | Z | |
| COVER (CHOKE CONTROL DIAPHRAGM) | D0AZ 9J554-A | N | P | Q | R | S | T | U | V | W | X | Y | Z | |
| Screw (choke control diaphragm cover)- No. 8-32 x 9/16" | 376262-S (UU-52-AJ) | 3 | 3 | 3 | 3 | 3 | 3 | 3 | 3 | 3 | 3 | 3 | 3 | |
| SHAFT (FLOAT LEVER) | B8A 9558-A *CM-183 | N | P | Q | R | S | T | U | V | W | X | Y | Z | |
| DIAPHRAGM ASSY. (ACCELERATOR PUMP) | C4AZ 9B559-A *CM-463 | N | P | Q | R | S | T | U | V | W | X | Y | Z | |
| SPRING (FLOAT BOWL VENT ROD) | D2AZ 9560-B *CM-1471 | | | Q | R | | | | | | | | | |
| GASKET (FLOAT BOWL) | D4AZ 9561-A *CG-406 | N | P | Q | R | S | T | U | V | W | X | Y | Z | |
| GASKET (ECONOMIZER COVER) | B7A 9563-A *CG-234 | N | P | Q | R | S | T | U | V | W | X | Y | Z | |
| VALVE KIT (FUEL INLET)-incl. (1) B7A 9569-A gasket and (1) B7AZ 9599-B retainer | D2AZ 9564-A *CV-54-A | N | P | Q | R | S | T | U | V | W | X | Y | Z | |
| VALVE ASSY. (FUEL ENRICHMENT) | 9A565 | | | | | | | | | | | | | |
| Identified by color "Blue"-incl. (1) B7A 9563-A gasket and (1) C2AZ 9A588-B gasket | D3TZ 9A565-A *CE-95 | | | | | | T | U | V | | | | | |
| Identified by color "White"-incl. (1) B7A 9563-A gasket and (1) C2AZ 9A588-B gasket | D5DZ 9A565-B *CE-107 | N | P | | | S | | | | | | | | |
| # "Black"-incl. (1) B7A 9563-A gasket and (1) C2AZ 9A588-B gasket | D5AZ 9A565-A *CE-106 | | | | | | | | | | X | | Z | |
| Incl. (1) B7A 9563-A gasket and (1) C2AZ 9A588-B gasket | D5AZ 9A565-B *CE-108 | | | | | | | | | W | | Y | | |
| GASKET (FUEL INLET NEEDLE SEAT) | ★ B7A 9569-A | N | P | Q | R | S | T | U | V | W | X | Y | Z | |

1973/79
TRUCK SERIES 100/500

| DESCRIPTION/RESTRICTIONS | PART NUMBER | CARB. PARTS LISTS 29N THRU 29Z | | | | | | | | | | | |
|--|---------------------------|--------------------------------|---|---|---|---|---|---|----|----|---|----|---|
| | | N | P | Q | R | S | T | U | V | W | X | Y | Z |
| NOTE: † Not a part of service carburetor | | | | | | | | | | | | | |
| HOUSING ASSY. (CHOKE) 9A575 | | | | | | | | | | | | | |
| | D3TZ 9A575-A *CC-82 | | | | | S | T | U | | | | | |
| Tag code D4UE-HA | D3UZ 9A575-B *CC-81 | N | P | | | | | | | | | X | Z |
| Tag code D4UE-FA | | | | | | | | | V | W | | Y | |
| Tag code D4UE-EA | | | | | | | | | | | | | |
| Tag code D4PE-BAA | D4PZ 9A575-H *CC-172 | | | | | | | | | W | | Y | |
| Tag code D4PE-BBA | | | | | | | | | | | | | |
| Tag code D4PE-BCA | D4PZ 9A575-K *CC-174 | | | | | | | | V | | | | |
| Screw & washer assy. (choke housing to main body)-fillister head-No. 8-32 x 1 49/64" | 378547-S7-8 (BB-61-B) | 3 | 3 | 3 | 3 | 3 | 3 | 3 | 3 | 3 | 3 | 3 | 3 |
| VALVE (ACCELERATOR PUMP CHECK)-plastic | C4AZ 9576-A *CM-825 | N | P | Q | R | S | T | U | V | W | X | Y | Z |
| SCREW (PUMP DISCHARGE NOZZLE) | COAZ 9577-A *CM-607 | N | P | Q | R | S | T | U | V | W | X | Y | Z |
| Washer-1/4" flat (buna coated aluminum) | 374370-S (XX-94-A) | N | P | | | | | | | | | | |
| LEVER (FAST IDLE CAM) | C4AZ 9F577-B *CM-492 | N | P | Q | R | S | T | U | V | | X | Y | |
| Tag code D4UE-HA | | | | | | | | | | | | | |
| Tag code D4UE-FA | | | | | | | | | | W | | | |
| Tag code D4UE-EA | | | | | | | | V | | | | | |
| SPRING (FAST IDLE ADJUSTING SCREW)-13/64" I.D. x 37/64" long-45 1/2 coils | B8A 9578-B *CM-609 | N | P | Q | R | S | T | U | V | W | X | Y | Z |
| Screw (normal idle adjusting)-special slotted head-No. 10-32 x 1" | 355107-S7 (BB-536) | N | P | Q | R | S | T | U | V | W | X | Y | Z |
| Idle adjusting needle | ★ 40 9578 | 2 | 2 | 2 | 2 | 2 | 2 | 2 | 2 | 2 | 2 | 2 | 2 |
| Fast idle adjusting screw | | N | P | Q | R | S | T | U | V | W | X | Y | Z |
| LEVER and SHAFT ASSY. (THROTTLE) 9581 | | | | | | | | | | | | | |
| | D4TZ 9581-B *CM-1812 | | P | Q | | | T | U | | | | | |
| Tag code D4PE-BBA | D4TZ 9581-C *CM-1822 | N | | | R | S | | | V | | | Y | Z |
| Tag code D4UE-FA | D4TZ 9581-D *CM-1823 | | | | | | | | | W | | | |
| PLATE (THROTTLE) | D4AZ 9585-A *CM-1804 | 2 | 2 | 2 | 2 | 2 | 2 | 2 | 2 | 2 | 2 | 2 | 2 |
| Screw (throttle plate)-fill. hd.-No. 5-40 x 3/8" | 383253-S2 (BB-4-Z) | 4 | 4 | 4 | 4 | 4 | 4 | 4 | 4 | 4 | 4 | 4 | 4 |
| BRACKET (THROTTLE EMISSION CONTROL SOLENOID) | C9AZ 9J586-A | N | P | Q | R | S | T | U | †V | †W | X | †Y | Z |
| SPRING (CHOKE CONTROL)-51/64" O.D. x 1" long | D0AZ 9587-A *CM-1271 | N | P | | | S | T | U | V | W | X | Y | Z |
| GASKET (ECONOMIZER) | C2AZ 9A588-B *CM-533 | N | P | Q | R | S | T | U | V | W | X | Y | Z |
| CAM ASSY. (FAST IDLE) | D5AZ 9597-A *CM-2105 | N | P | | | S | T | U | V | W | X | Y | Z |
| Screw (fast idle cam)-hex. hd.-No. 6-32 x 11/16" | 372307-S (BB-527) | N | P | Q | R | S | T | U | V | W | X | Y | Z |
| Retainer (fast idle cam)-"C" washer | 351825-S(XX-9) | 2 | 2 | 2 | 2 | 2 | 2 | 2 | 2 | 2 | 2 | 2 | 2 |
| RETAINER (FLOAT LEVER SHAFT) | D2AZ 9599-A *CM-1469 | N | P | Q | R | S | T | U | V | W | X | Y | Z |
| ROD (CHOKE CONTROL) | D0AZ 9A599-B *CM-1066 | N | P | | | S | T | U | V | W | X | Y | Z |
| Ring (rod to shaft) | 377918-S8B(XX-14-F) | N | P | Q | R | S | T | U | V | W | X | Y | Z |
| SPRING (ACCELERATOR PUMP LEVER RETURN) | D4AZ 9636-A *CM-1527-A | N | P | Q | R | S | T | U | V | W | X | Y | Z |

NOTICE: When the parts list suffix is shown in the quantity required column, the quantity is one (1).

| DESCRIPTION/RESTRICTIONS | PART NUMBER | CARB. PARTS LISTS 29N THRU 29Z | | | | | | | | | | | | |
|---|--------------------------|--------------------------------|---|---|---|---|---|---|---|----|---|----|---|---|
| | | N | P | Q | R | S | T | U | V | W | X | Y | Z | |
| SHAFT and LEVER ASSY. (CHOKE HOUSING) Tag code D4UE-EA Tag code D4UE-HA Tag code D4UE-FA | D2AZ 9A753-A *CM-1510 | N | P | Q | R | S | T | U | | | | X | | Z |
| Tag code D4PE-BAA Tag code D4PE-BBA Tag code D4PE-BCA | D7PZ 9A753-A *CM-2592 | | | | | | | | | | | W | | Y |
| LEVER (CHOKE THERMOSTAT) | D3AZ 9A754-D | N | P | | | S | T | U | V | W | X | Y | Z | |
| CLIP (ACCELERATOR PUMP LINK ROD) | D2AZ 9825-A *CM-1695 | N | P | Q | R | S | T | U | V | W | X | Y | Z | |
| CLAMP (CHOKE HOUSING) | D3AZ 9842-A *CM-1742 | N | P | Q | R | S | T | U | V | W | X | Y | Z | |
| Screw (clamp housing) No. 8-32 x 1/2" | 31061-S8 (U-50) | 3 | 3 | 3 | 3 | 3 | 3 | 3 | 3 | 3 | 3 | 3 | 3 | 3 |
| HOUSING ASSY. (THERMOSTATIC CHOKE) | 9848 | | | | | | | | | | | | | |
| Identified by letters "2CP or "T2DP"-incl. (1) D1AZ 9871-A gasket | D4TZ 9848-A *CM-1809 | N | P | Q | R | S | | | | | W | X | Y | Z |
| Identified by letters "TP"-incl. (1) D1AZ 9871-A gasket | D3AZ 9848-B *CM-1740 | | | | | | T | U | V | | | | | |
| BUSHING (CHOKE THERMOSTAT LEVER) | C8AZ 9851-A *CM-751 | N | P | Q | R | S | T | U | V | W | X | Y | Z | |
| GASKET (THERMOSTATIC CHOKE CONTROL) | B8A 9853-A *CG-93 | N | P | Q | R | S | T | U | V | W | X | Y | Z | |
| SOLENOID ASSY. (THROTTLE EMISSION CONTROL) | D2AZ 9D856-E | N | P | Q | R | S | T | U | V | †W | X | †Y | Z | |
| Nut-20 hex.-7/16" | 45219-S2 (M-173) | N | P | Q | R | S | T | U | V | W | X | Y | Z | |
| SHIELD (CHOKE THERMOSTAT) Tag code D4UE-EA Tag code D4UE-HA Tag code D4UE-FA | D4AZ 9861-A | N | P | Q | R | S | T | U | | | X | | Z | |
| Tag code D4PE-BAA Tag code D4PE-BBA Tag code D4PE-BCA | D5ZZ 9861-A | | | | | | | | | | | Y | | |
| Screw (shield to choke housing)-hex. head- No. 8-32 x 9/16" | 376262-S (UU-52-J) | N | P | Q | R | S | T | U | V | W | X | Y | Z | |
| GASKET (THERMOSTATIC CHOKE HOUSING) | D1AZ 9871-A *CG-317 | N | P | Q | R | S | T | U | V | W | X | Y | Z | |
| COVER (ECONOMIZER VALVE)- incl. (4) 43251-S8 screw and washer | C8AZ 9930-A *CM-728 | N | P | Q | R | S | T | U | V | W | X | Y | Z | |
| Screw & washer (economizer valve cover to main body)-fillister head-drilled-No. 8-32 x 5/8" | 357136-S(BB-56) | 4 | 4 | 4 | 4 | 4 | 4 | 4 | 4 | 4 | 4 | 4 | 4 | 4 |

1973/79
TRUCK SERIES 100/500

FORD 2/B CARB.
8 CYL. - 5.0L (302 C.I.D.)

| DESCRIPTION/RESTRICTIONS | PART NUMBER | CARB. PARTS LISTS 29AA THRU 29AM | | | | | | | | | | | | |
|--|----------------------------|----------------------------------|----|----|-----|----|----|----|----|----|-----|----|----|----|
| | | AA | AB | AC | AD | AE | AF | AG | AH | AJ | AK | AL | AM | |
| NOTE: † Not a part of service carburetor | | | | | | | | | | | | | | |
| GASKET SET—refer to carburetor identification chart— Section 95 | 9502 | | | | | | | | | | | | | |
| TUNE UP KIT—refer to carburetor identification chart— Section 95 | 9A586 | | | | | | | | | | | | | |
| Screw & washer (horn & plugs to main body) fill. head—No. 10-32 x 5/8" | 43256-S8(U-77-F) | 4 | 4 | 6 | 6 | 6 | 6 | 6 | 6 | 6 | 6 | 6 | 6 | 6 |
| SPRING (TRANSMISSION KICKDOWN CONTROL LEVER RETRACTING)— | D1AZ 7B146-A | AA | | | †AD | | AF | | AH | AJ | †AK | AL | AM | |
| Screw (to adjust trans. kickdown) hex head— No. 10-32 x 1" | 379622-S8(UU-52-M) | AA | | | AD | | AF | | AH | AJ | AK | AL | AM | |
| LIMITER (IDLE ADJUSTING NEEDLE) | 9J500 | | | | | | | | | | | | | |
| | C7AZ 9J500-B *CM-747 | †2 | 2 | 2 | †2 | 2 | 2 | 2 | 2 | 2 | †2 | | | |
| | D6PZ 9J500-A *CM-747-B | | | | | | | | | | | 2 | 2 | |
| SEAL (FAST IDLE ROD)—(nylon)— 3/64" thick x 7/16" wide x 29/32" long— with 9/64" dia. hole | C7AZ 9B501-A | AA | AB | AC | AD | AE | AF | AG | AH | AJ | AK | AL | AM | |
| WEIGHT (PUMP DISCHARGE BALL) | C9AZ 9B511-A *CM-1126 | AA | AB | AC | AD | AE | AF | AG | AH | AJ | AK | AL | AM | |
| Ball (accel. pump inlet passage)—steel—3/16" | 371350-S (AA-4) | AA | AB | AC | AD | AE | AF | AG | AH | AJ | AK | AL | AM | |
| CONTROL ASSY. (VACUUM BREAK) | 9S514 | | | | | | | | | | | | | |
| | D5TZ 9S514-C *CK-1991 | | | AC | AD | AE | AF | AG | AH | AJ | | | | |
| Tag codes D6TE—FA,MA,VA | D8AZ 9S514-H *CK-1991-A | | | | | | | | | | | AK | | |
| Tag code D6TE—GA,GB,JA,YA,YB | D8DZ 9S514-A *CK-2014-A | | | | | | | | | | | AK | AL | |
| | D8AZ 9S514-D *CK-2057 | | | | | | | | | | | | | AM |
| Screw (control retaining) No. 8 - 18 x 1/2" pan head | 380934-S (UU-67-F) | | | AC | AD | AE | AF | AG | AH | AJ | AK | AL | AM | |
| Ring (retaining) | 377918-S8B(XX-14-F) | | | AC | AD | AE | AF | AG | AH | AJ | AK | AL | AM | |
| ROD (FLOAT BOWL VENT) | 9A515 | | | | | | | | | | | | | |
| | D2AZ 9A515-A *CM-1470 | AA | | | | | | | | | | | | |
| | D5AZ 9A515-B *CM-2281 | | | AC | AD | AE | AF | AG | AH | | | | | |
| BRACKET (FLOAT BOWL VENT) | 9E520 | | | | | | | | | | | | | |
| | D4AZ 9E520-A | AA | | | | | | | | | | | | |
| | D5AZ 9E520-A | | | AC | AD | AE | AF | AG | AH | AJ | AK | | | |
| DASHPOT and SOLENOID ASSY. | 9S520 | | | | | | | | | | | | | |
| Tag code D6TE—MA | D5TZ 9S520-A *CD-21 | | | | | | | | AH | | | AK | | |
| Tag code D7TE—AEA | D7TZ 9S520-A *CD-25 | | | | | | | | | | | | AL | |

NOTICE: When the parts list suffix is shown in the quantity required column, the quantity is one (1).

| DESCRIPTION/RESTRICTIONS | PART NUMBER | CARB. PARTS LISTS 29AA THRU 29AM | | | | | | | | | | | | |
|--|---------------------------|----------------------------------|-----------|-----------|-----------|-----------|-----------|-----------|-----------|-----------|-----------|-----------|-----------|----|
| | | AA | AB | AC | AD | AE | AF | AG | AH | AJ | AK | AL | AM | |
| SUPPORT ASSY. (BOOSTER VENTURI) | | 9A523 | | | | | | | | | | | | |
| | D4UZ 9A523-A *CM-1877 | AA | AB | | | | | | | | | | | |
| Tag code D4PE-KA | | AA | | | | | | | | | | | | |
| Tag code D4TE-CAA | D4TZ 9A523-F *CM-2036 | AA | | | | | | | | | | | | |
| Tag code D4UE-UA | D4UZ 9A523-C *CM-2035 | AA | | | | | | | | | | | | |
| Tag code D4TE-AZA | D4TZ 9A523-B *CM-1986 | AA | | | | | | | | | | | | |
| Tag code D4PE-AZA | D4PZ 9A523-E *CM-2847 | AA | | | | | | | | | | | | |
| | D50Z 9A523-C *CM-2087 | | | AC | AD | AE | AF | AG | AH | | | | | |
| | D5TZ 9A523-A *CM-2176 | | | | | | | | | AJ | | | | |
| Tag code D6PE-AJA, D6TE-GA,GB,JA,MA,YA,YB | D6TZ 9A523-A *CM-2357 | | | | | | | | | | | AK | | |
| Tag code D6TE-FA | D6TZ 9A523-B *CM-2358 | | | | | | | | | | | AK | | |
| Tag code D6PE-AKA, D6TE-VA | D6TZ 9A523-E *CM-2391 | | | | | | | | | | | AK | | |
| Tag code D7TE-ADA,AEA,BPA | D7TZ 9A523-D *CM-2492 | | | | | | | | | | | | AL | |
| Tag code D7TE-AFA | D7TZ 9A523-C *CM-2491 | | | | | | | | | | | | AL | |
| Tag code D7TE-AGA | D7TZ 9A523-A *CM-2490 | | | | | | | | | | | | AL | |
| Tag codes D7TE-BVB,BYA, D8PE-CJA | D7TZ 9A523-AH *CM-2723 | | | | | | | | | | | | AL | |
| Tag code D7TE-ABA | D7TZ 9A523-E *CM-2493 | | | | | | | | | | | | AL | |
| | D7TZ 9A523-J *CM-2605 | | | | | | | | | | | | | AM |
| ROD (CHOKE PULLDOWN) | | 9E524 | | | | | | | | | | | | |
| | D5AZ 9E524-A *CM-2082 | | | AC | AD | AE | AF | AG | AH | AJ | AK | AL | | |
| | D7AZ 9E524-B *CM-2503 | | | | | | | | | | | | | AM |
| Ring (retaining) | 377918-S8B(XX-14-F) | | | 2 | 2 | 2 | 2 | 2 | 2 | 2 | 2 | 2 | 2 | 2 |
| SCREEN (FUEL FILTER) | C4AZ 9F525-A | AA | AB | AC | AD | AE | AF | AG | AH | AJ | AK | AL | AM | |
| COVER ASSY. (ACCELERATOR PUMP) | | 9528 | | | | | | | | | | | | |
| | D2AZ 9528-A *CM-648-B | AA | AB | | | | | | | | | | | |
| | D5AZ 9528-A *CM-2170 | | | AC | AD | AE | AF | AG | AH | AJ | AK | AL | AM | |
| Screw (cover to carb.)-hex.-No. 8-32 x 9/16" | 376262-S (UU-52-AJ) | 4 | 4 | 4 | 4 | 4 | 4 | 4 | 4 | 4 | 4 | 4 | 4 | 4 |
| ROD (FAST IDLE CAM) | C3AZ 9D530-A | AA | AB | AC | AD | AE | AF | AG | AH | AJ | AK | AL | AM | |

1973/79
TRUCK SERIES 100/500

| DESCRIPTION/RESTRICTIONS | PART NUMBER | CARB. PARTS LISTS 29AA THRU 29AM | | | | | | | | | | | | | | | | | |
|--|---|----------------------------------|----|----|-----|----|----|----|----|----|----|----|----|--|--|--|--|-----|----|
| | | AA | AB | AC | AD | AE | AF | AG | AH | AJ | AK | AL | AM | | | | | | |
| JET (MAIN METERING) 9533 | | | | | | | | | | | | | | | | | | | |
| No. 49F-tag code D4PE-AZA,KA Tag codes D7TE-ADA-AEA Tag code D7TE-ACA | C3DZ 9533-C *CJ-137 | 2 | | | | | | | | | | | | | | | | 2 | 2 |
| No. 47F-tag codes D4TE-AZA,CAA | C3UZ 9533-E *CJ-151 | 2 | | | | | | | | | | | | | | | | | |
| No. 48F-tag codes D4UE-UA Tag code D7TE-AFA,BPA | C3UZ 9533-D *CJ-142 | 2 | | | | | | | | | | | | | | | | 2 | |
| No. 50F Tag code D6PE-AKA, D6TE-JA,MA,VA Tag code D7TE-AGA,BVB,BYA, D8PE-CJA Tag code D7TE-ZA | C3UZ 9533-C *CJ-141 | | | | | | | | | | | | | | | | | 2 | 2 |
| No. 51F Tag code D6PE-AJA, D6TE-FA,GA,GB,YA,YB | C3DZ 9533-B *CJ-136 | | 2 | | | | | | | | | | 2 | | | | | 2 | |
| No. 52F Tag code D5TE-BLA | C3UZ 9533-A CJ-133 | | | 2 | | 2 | | 2 | | 2 | | | | | | | | | |
| No. 53F Tag code D5TE-BAA | C3DZ 9533-A *CJ-128 | | | | 2 | | | | | | 2 | | | | | | | | |
| GASKET (BOOSTER VENTURI SUPPORT) | | | | | | | | | | | | | | | | | | | |
| LEVER (FAST IDLE ADJUSTING)- incl. (1) 40-9578 spring and (1) 382008-S screw | B8AZ 9A536-A D2AZ 9538-A *CM-1509 | AA | AB | AC | AD | AE | AF | AG | AH | AJ | AK | AL | AM | | | | | | |
| Nut (lever to throttle shaft)-hex.-No. 10-32 | 34079-S7 (M-163) | AA | AB | AC | AD | AE | AF | AG | AH | AJ | AK | AL | AM | | | | | | |
| Lockwasher - No.10 | 34803-S7(X-60) | AA | AB | AC | AD | AE | AF | AG | AH | AJ | AK | AL | AM | | | | | | |
| NEEDLE (IDLE ADJUSTING) 9541 | | | | | | | | | | | | | | | | | | | |
| Tag codes D4PE-KA, D4UE-UA | C9AZ 9541-A *CM-955 | 2 | 2 | | | | | | | | | | | | | | | 2 | 2 |
| Tag codes D4PE-AZA, D4TE-AZA, CAA | C7MY 9541-B *CM-749 | 2 | | 2 | 2 | 2 | 2 | 2 | 2 | 2 | 2 | 2 | | | | | | | |
| ROD (ACCELERATOR PUMP LINK TO OVERTRAVEL LEVER) | D4AZ 9B542-A *CM-1810 | AA | AB | | | | | | | | | | | | | | | | |
| | D5AZ 9B542-A *CM-2088 | | | AC | AD | AE | AF | AG | AH | AJ | AK | AL | AM | | | | | | |
| PLATE (CHOKE) | D0AZ 9545-A *CM-1061 | AA | AB | AC | AD | AE | AF | AG | AH | AJ | AK | AL | AM | | | | | | |
| Screw (choke plate)-hex. hd.-No. 8-32 x .31" | 375016-S2 (UU-52-AK) | 2 | 2 | 2 | 2 | 2 | 2 | 2 | 2 | 2 | 2 | 2 | 2 | | | | | | |
| SHAFT and LEVER ASSY. (CHOKE) 9546 | | | | | | | | | | | | | | | | | | | |
| | D0AZ 9546-A *CM-1088 | AA | AB | | | | | | | | | | | | | | | | |
| | D7AZ 9546-A *CM-2594 | | | | | | | | | | | | | | | | | | AM |
| SHAFT (CHOKE PLATE) | D5AZ 9547-A *CM-2089 | | | AC | AD | AE | AF | AG | AH | AJ | AK | AL | | | | | | | |
| DASHPOT Tag code D6TE-FA,JA,VA Tag code D7TE-ADA,BPA Tag code D7TE-ACA | C8AZ 9B549-A *CD-15 | | | AC | | | | AG | | AJ | | | | | | | | †AK | AL |
| DIAPHRAGM & RETAINER ASSY.- (CHOKE CONTROL) | D0AZ 9J549-C *CK-1283 | AA | AB | | | | | | | | | | | | | | | | |
| Screw (diaphragm and retainer)- allen head socket set-No. 8-32 x 7/16"- Tag codes D4TE-AZA, CAA | 358544-S8(UU-28-C) | AA | AB | | | | | | | | | | | | | | | | |
| FLOAT ASSY. | D4AZ 9550-A *CM-1062-A | AA | AB | AC | AD | AE | AF | AG | AH | AJ | AK | AL | AM | | | | | | |
| BRACKET (DASHPOT MOUNTING) Tag code D6TE-FA,JA,YA,YB,VA Tag code D7TE-ADA,BPA Tag code D7TE-ACA | D0AZ 9B550-A *CM-1113 | | | AC | †AD | | | AG | | AJ | | | | | | | | †AK | AL |

NOTICE: When the parts list suffix is shown in the quantity required column, the quantity is one (1).

| DESCRIPTION/RESTRICTIONS | PART NUMBER | CARB. PARTS LISTS 29AA THRU 29AM | | | | | | | | | | | | |
|--|---------------------------|----------------------------------|----|----|----|----|----|----|----|----|----|----|----|--|
| | | AA | AB | AC | AD | AE | AF | AG | AH | AJ | AK | AL | AM | |
| LEVER (CHOKE SHAFT) | D4AZ 9551-A *CM-1091-A | AA | AB | AC | AD | AE | AF | AG | AH | AJ | AK | AL | AM | |
| Screw & lockwasher assy. (choke shaft lever)- No. 6-32 x 3/8" | 50802-S7(U-150) | AA | AB | AC | AD | AE | AF | AG | AH | AJ | AK | AL | AM | |
| PLATE (AIR DISTRIBUTION) | D0AZ 9F553-A | AA | AB | | | | | | | | | | | |
| LEVER (CHOKE CONTROL DIAPHRAGM) | D1AZ 9J553-A *CM-2205 | AA | AB | | | | | | | | | | | |
| POSITIONER ASSY. (THROTTLE) Tag code D7TE-AGA, BVB | D5TZ 9S553-C *CM-2205 | | | | | | | | | | | AL | | |
| COVER (CHOKE CONTROL DIAPHRAGM) | D0AZ 9J554-A | AA | AB | | | | | | | | | | | |
| Screw (choke control diaphragm cover)- No. 8-32 x 9/16" | 376262-S (UU-52-AJ) | 3 | 3 | | | | | | | | | | | |
| BRACKET (THROTTLE POSITIONER) Tag code D7TE-AGA,BVB | D5TZ 9S555-A | | | | | | | | | | | AL | | |
| SHAFT (FLOAT LEVER) | B8A 9558-A *CM-183 | AA | AB | AC | AD | AE | AF | AG | AH | AJ | AK | AL | AM | |
| DIAPHRAGM ASSY. (ACCELERATOR PUMP) | 9B559 | | | | | | | | | | | | | |
| | C4AZ 9B559-A *CM-463 | AA | AB | | | | | | | | | | | |
| | D5AZ 9B559-A *CM-2092 | | | AC | AD | AE | AF | AG | AH | AJ | AK | AL | AM | |
| SPRING (FLOAT BOWL VENT ROD) | D2AZ 9560-B *CM-1471 | AA | | | | | | | | | | | | |
| | D5AZ 9560-A *CM-2084 | | | AC | AD | AE | AF | AG | AH | AJ | AK | | | |
| GASKET(FLOAT BOWL) | 9561 | | | | | | | | | | | | | |
| | D4AZ 9561-A *CG-406 | AA | AB | | | | | | | | | | | |
| | D7AZ 9561-A *CG-498 | | | AC | AD | AE | AF | AG | AH | AJ | AK | AL | AM | |
| GASKET (ECONOMIZER COVER) | B7A 9563-A *CG-234 | AA | AB | AC | AD | AE | AF | AG | AH | AJ | AK | AL | AM | |
| VALVE KIT (FUEL INLET) | 9564 | | | | | | | | | | | | | |
| Incl. (1) B7A 9569-A gasket and (1) B7AZ 9599-B retainer | D2AZ 9564-A *CV-54-A | AA | AB | | | | | | | | | | | |
| R/b D8AZ 9564-A (8/79) | ★ D5AZ 9564-D *CV-99 | | | AC | AD | AE | AF | AG | AH | AJ | AK | AL | AM | |

1973/79
TRUCK SERIES 100/500

| DESCRIPTION/RESTRICTIONS | PART NUMBER | CARB. PARTS LISTS 29AA THRU 29AM | | | | | | | | | | | | | | |
|--|--------------------------|----------------------------------|----|----|----|----|----|----|----|----|----|----|----|----|----|----|
| | | AA | AB | AC | AD | AE | AF | AG | AH | AJ | AK | AL | AM | | | |
| VALVE ASSY. (FUEL ENRICHMENT) | | 9A565 | | | | | | | | | | | | | | |
| # Black Incl. (1) B7A 9563-A gasket and (1) C2AZ 9A588-B gasket Tag code D4PE-KA | D5AZ 9A565-A *CE-106 | | AB | | | | | | | | | | AJ | | | |
| # White - Incl. (1) B7A 9563-A and (1) C2AZ 9A588-B gasket Tag codes D4TE-AZA, CAA r/b D5DZ 9A565-B(2/78) | ★ D1TZ 9A565-A *CE-88 | AA | | | | | | | | | | | | | | |
| Incl. (1) B7A 9563-A and (1) C2AZ 9A588-B gasket Tag code D4UE-UA r/b D5AZ 9A565-B (11/78) | ★ COAZ 9A565-A *CE-74 | AA | | | | | | | | | | | | | | |
| # Plain - Incl. (1) C2AZ 9A588-B and (1) B7A 9563-A gaskets | D5AZ 9A565-B *CE-108 | | | AC | AD | AE | AF | AG | AH | | | | | | | |
| # Green-Incl. (1) B7A 9563-A AND (1) C2AZ 9A588-B gaskets Tag code D7TE-ZA Tag codes D6PE-AJA, D6TE-FA,GA,GB,JA,MA Tag codes D7TE-ADA,AFA,AGA,BVB,BYA, D8PE-CJA | D50Z 9A565-A *CE-109 | | | | | | | | | | | | | AK | AL | AM |
| # Red - Incl. (1) B7A 9563-A and (1) C2AZ 9A588-B gaskets-Tag code D6TE-YA,YB Tag code D7TE-AEA,BPA Tag code D4PE-AZA | D5TZ 9A565-B *CE-117 | AA | | | | | | | | | | | | AK | AL | |
| # Orange - Incl. (1) B7A 9563-A and (1) C2AZ 9A588-B gaskets Tag code D6PE-AKA, D6TE-VA | D5UZ 9A565-A *CE-119 | | | | | | | | | | | | | AK | | |
| # Yellow-incl. (1) B7A 9563-A & (1) C2AZ 9A588-B gasket Tag code D7TE-ACA Tag code D7TE-ABA | D5ZZ 9A565-A *CE-113 | | | | | | | | | | | | | | AL | AM |
| GASKET (FUEL INLET NEEDLE SEAT) | ★ B7A 9569-A | AA | AB | | | | | | | | | | | AK | | |
| SPRING (FLOAT DAMPENER) | C3AZ 9F570-A | | | AC | AD | AE | AF | AG | AH | AJ | AK | AL | AM | | | |
| HOUSING ASSY. (CHOKE) | | 9A575 | | | | | | | | | | | | | | |
| | D3TZ 9A575-A *CC-82 | | AB | | | | | | | | | | | | | |
| Tag codes D4PE-KA, D4TE-AZA, CAA | D3UZ 9A575-B *CC-81 | AA | | | | | | | | | | | | | | |
| Tag code D4UE-UA | D4UZ 9A575-A *CC-92 | AA | | | | | | | | | | | | | | |
| Tag code D4PE-AZA | D4PZ 9A575-J *CC-173 | AA | | | | | | | | | | | | | | |
| | D5TZ 9A575-D *CC-100 | | | AC | | AE | | AG | AH | AJ | | | | | | |
| | D5DZ 9A575-C *CC-95 | | | | AD | AF | | | | | | | | | | |
| Tag code D6PE-AJA, D6TE-GA,GB,JA | D6TZ 9A575-C *CC-110 | | | | | | | | | | | | | AK | | |
| Tag code D6TE-FA,MA | D6TZ 9A575-D *CC-111 | | | | | | | | | | | | | AK | | |
| Tag code D6TE-YA,YB | D6TZ 9A575-E *CC-127 | | | | | | | | | | | | | AK | | |
| Tag code D6PE-AKA, D6TE-VA | D6TZ 9A575-F *CC-128 | | | | | | | | | | | | | AK | | |

NOTICE: When the parts list suffix is shown in the quantity required column, the quantity is one (1).

| DESCRIPTION/RESTRICTIONS | PART NUMBER | CARB. PARTS LISTS 29AA THRU 29AM | | | | | | | | | | | | |
|--|----------------------------|----------------------------------|----|----|----|----|----|----|----|----|----|----|----|----|
| | | AA | AB | AC | AD | AE | AF | AG | AH | AJ | AK | AL | AM | |
| HOUSING ASSY. (CHOKE) 9A575 — Cont'd | | | | | | | | | | | | | | |
| Tag code D7TE-AEA | D7TZ 9A575-M *CC-132 | | | | | | | | | | | | | AL |
| Tag codes D7TE-AFA,AGA | D7TZ 9A575-B *CC-129 | | | | | | | | | | | | | AL |
| Tag code D7TE-ADA | D7TZ 9A575-C *CC-130 | | | | | | | | | | | | | AL |
| Tag code D7TE-BPA | D7TZ 9A575-AE *CC-161 | | | | | | | | | | | | | AL |
| Tag code D7TE-BVB | D7TZ 9A575-AT *CC-163 | | | | | | | | | | | | | AL |
| Tag code D7TE-BYA, D8PE-CJA | D7TZ 9A575-AS *CC-162 | | | | | | | | | | | | | AL |
| Tag code D7TE-ACA | D7TZ 9A575-F *CC-167 | | | | | | | | | | | | | AM |
| Tag code D7TE-ZA | D7TZ 9A575-G *CC-131 | | | | | | | | | | | | | AM |
| Connector 3/8 - 24 x 1/4" tube | 386010-S8(TI-28-S) | | | AC | AD | AE | AF | AG | AH | AJ | AK | AL | AM | |
| Screw & washer assy. (choke housing to main body)-fillister head-No. 8-32 x 1 49/64" | 378547-S7-8 (BB-61-B) | 3 | 3 | 3 | 3 | 3 | 3 | 3 | 3 | 3 | 3 | 3 | 3 | 3 |
| VALVE (ACCELERATOR PUMP CHECK)-plastic | C4AZ 9576-A *CM-825 | AA | AB | AC | AD | AE | AF | AG | AH | AJ | AK | AL | AM | |
| SCREW (PUMP DISCHARGE NOZZLE) 9577 | | | | | | | | | | | | | | |
| | C0AZ 9577-A *CM-607 | AA | AB | | | | | | | | | | | |
| | D5AZ 9577-A *CM-2091 | | | AC | AD | AE | AF | AG | AH | AJ | AK | AL | AM | |
| Washer - 1/4" flat (buna coated aluminum) | 374370-S (XX-94A) | | | AC | AD | AE | AF | AG | AH | AJ | AK | AL | AM | |
| LEVER (FAST IDLE CAM) 9F577 | | | | | | | | | | | | | | |
| Tag codes D4PE-KA, D4TE-AZA, CAA, D4UE-UA | C4AZ 9F577-B *CM-492 | AA | AB | | | | | | | | | | | |
| R/b D5PZ 9A753-A | ★ D5DZ 9F577-A *CM-2090 | | | AC | AD | AE | AF | AG | AH | AJ | AK | | | |
| Screw (lever adjusting) No. 6-32 x .75 hex he. | 372307-S(BB-527) | AA | AB | AC | AD | AE | AF | AG | AH | AJ | AK | AL | | |
| SPRING (FAST IDLE ADJUSTING SCREW) 9578 | | | | | | | | | | | | | | |
| 13/64" I.D. x 37/64" long-45 1/2 coils | B8A 9578-B *CM-609 | AA | AB | AC | AD | AE | AF | AG | AH | AJ | AK | AL | AM | |
| Screw (normal idle adjusting)-special slotted head-No. 10-32 x 1" | 355107-S7 (BB-536) | AA | AB | AC | AD | AE | AF | AG | AH | AJ | AK | AL | AM | |
| Idle adjusting needle | ★ 40 9578 | 2 | 2 | 2 | 2 | 2 | 2 | 2 | 2 | 2 | 2 | 2 | 2 | 2 |
| Fast idle adjusting screw | | AA | AB | AC | AD | AE | AF | AG | AH | AJ | AK | AL | AM | |

1973/79
TRUCK SERIES 100/500

| DESCRIPTION/RESTRICTIONS | PART NUMBER | CARB. PARTS LISTS 29AA THRU 29AM | | | | | | | | | | | |
|--|---------------------------|----------------------------------|----|----|----|----|----|----|----|----|----|----|----|
| | | AA | AB | AC | AD | AE | AF | AG | AH | AJ | AK | AL | AM |
| LEVER and SHAFT ASSY. (THROTTLE) | | 9581 | | | | | | | | | | | |
| | D2TZ 9581-H *CM-1063-B | AA | AB | | | | | | | | | | |
| Tag code D4PE-KA | | AA | | | | | | | | | | | |
| Tag code D4TE-CAA | D4TZ 9581-B *CM-1812 | AA | | | | | | | | | | | |
| Tag codes D4TE-AZA, D4UE-UA | D4TZ 9581-C *CM-1822 | AA | | | | | | | | | | | |
| Tag code D4PE-AZA | D4UZ 9581-B *CM-1878 | AA | | | | | | | | | | | |
| Tag codes D6PE-AJA,AKA, D6TE-GA,GB,JA,YA,UB Tag codes D7TE-AFA,AGA,BYA, D8PE-CJA Tag code D7TE-ACA | D5TZ 9581-B *CM-2113 | | | | AD | | AF | | | | | AK | AL |
| | | | | | | | | | | | | | AM |
| Tag codes D6TE-FA,MA,VA Tag code D7TE-ADA,AEA,BVA,BVB Tag code D7TE-ZA | D5TZ 9581-A *CM-2112 | | | AC | | AE | | AG | AH | AJ | | AK | AL |
| | | | | | | | | | | | | | AM |
| PLATE (THROTTLE) | D4AZ 9585-A *CM-1804 | 2 | 2 | | | | | | | | | | |
| | D5AZ 9585-A *CM-2095 | | | 2 | 2 | 2 | 2 | 2 | 2 | 2 | 2 | 2 | 2 |
| Screw (throttle plate)-fill. hd.-No. 5-40 x 3/8" | 383253-S2 (BB-4-Z) | 4 | 4 | | | | | | | | | | |
| Screw (throttle plate) No. 5-40 x 9/32" | 386022-S2(BB-608) | | | 4 | 4 | 4 | 4 | 4 | 4 | 4 | 4 | 4 | 4 |
| BRACKET (THROTTLE EMISSION CONTROL SOLENOID) Tag codes D4TE-AZA, CAA, D4UE-UA | C9AZ 9J586-A | | | | AD | | AF | AG | | | | | |
| Tag code D7TE-ABA, AFA | D7AZ 9J586-A | | | | | | | | | | | | AL |
| Tag code D7TE-BYA | D7TZ 9J586-A | | | | | | | | | | | | AL |
| Screw & lockwasher assy. (bracket to carburetor)-pan head-No. 10-32 x 1/2" | 50810-S8(U-158) | AA | | | AD | | AF | AG | | | | | AL |
| SPRING (CHOKE CONTROL)-51/64" O.D. x 1" long | D0AZ 9587-A *CM-1271 | AA | AB | | | | | | | | | | |
| GASKET (ECONOMIZER) | C2AZ 9A588-B *CM-533 | AA | AB | AC | AD | AE | AF | AG | AH | AJ | AK | AL | AM |
| CAM ASSY. (FAST IDLE) | D5AZ 9597-A *CM-2105 | AA | AB | AC | AD | AE | AF | AG | AH | AJ | AK | AL | AM |
| Retainer (fast idle cam)-"C" washer | 351825-S (XX-9) | 2 | 2 | 2 | 2 | 2 | 2 | 2 | 2 | 2 | 2 | 2 | 2 |
| RETAINER (FLOAT LEVER SHAFT) | D2AZ 9599-A *CM-1469 | AA | AB | AC | AD | AE | AF | AG | AH | AJ | AK | AL | AM |
| ROD (CHOKE CONTROL) | D0AZ 9A599-B *CM-1066 | AA | AB | AC | AD | AE | AF | AG | AH | AJ | AK | AL | AM |
| Ring (rod to shaft) | 377918-S8 (XX-14-F) | AA | AB | AC | AD | AE | AF | AG | AH | AJ | AK | AL | AM |
| SPRING (ACCELERATOR PUMP LEVER RETURN) | D4AZ 9636-A *CM-1527-A | AA | AB | AC | AD | AE | AF | AG | AH | AJ | AK | AL | AM |
| SHAFT and LEVER ASSY. (CHOKE HOUSING) | | 9A753 | | | | | | | | | | | |
| Tag codes D4PE-KA, D4TE-ACA,CAA, D4UE-UA | D2AZ 9A753-A *CM-1510 | AA | AB | | | | | | | | | | |
| Tag code D4PE-AZA | D7PZ 9A753-A *CM-2592 | AA | | AC | AD | AE | AF | AG | AH | AJ | AK | AL | AM |
| Screw(adjust fast idle cam) No 6-32x3/4" hex head | 372307-S(BB-527) | AA | AB | AC | AD | AE | AF | AG | AH | AJ | AK | AL | AM |
| Retainer (shaft and lever to choke housing)-"C" washer | 353862-S8(XX-10) | AA | AB | AC | AD | AE | AF | AG | AH | AJ | AK | AL | AM |

NOTICE: When the parts list suffix is shown in the quantity required column, the quantity is one (1).

| DESCRIPTION/RESTRICTIONS | PART NUMBER | CARB. PARTS LISTS 29AA THRU 29AM | | | | | | | | | | | |
|--|--------------------------|----------------------------------|----|----|----|----|----|----|----|----|----|----|----|
| | | AA | AB | AC | AD | AE | AF | AG | AH | AJ | AK | AL | AM |
| LEVER (CHOKE THERMOSTAT) | 9A754 | | | | | | | | | | | | |
| | D3AZ 9A754-D | AA | | AC | AD | AE | AF | AG | AH | AJ | AK | | AM |
| | D1AZ 9A754-C | | AB | | | | | | | | | AL | |
| Screw & Lockwasher assy. (choke lever) | 50802-S7 (U-150) | AA | AB | AC | AD | AE | AF | AG | AH | AJ | AK | AL | AM |
| CLIP (ACCELERATOR PUMP LINK ROD) | D2AZ 9825-A *CM-1695 | AA | AB | AC | AD | AE | AF | AG | AH | AJ | AK | AL | AM |
| CLAMP (CHOKE HOUSING) | D3AZ 9842-A | | AB | AC | AD | AE | AF | AG | AH | AJ | AK | AL | AM |
| Tag codes D4PE-AZA, D4TE-AZA, CAA, D4UE-UA | *CM-1742 | AA | | | | | | | | | | | |
| Screw (clamp housing)—No. 8-32 x 1/2" | 31061-S8(U-501) | | 3 | 3 | 3 | 3 | 3 | 3 | 3 | 3 | 3 | 3 | 3 |
| Tag codes D4PE-AZA, D4TE-AZA, CAA, D4UE-UA | | 3 | | | | | | | | | | | |
| SHIELD (FUEL INLET SEAT) | D4AZ 9E845-A | AA | AB | AC | AD | AE | AF | AG | AH | AJ | AK | AL | AM |
| HOUSING ASSY. (THERMOSTATIC CHOKE) | 9848 | | | | | | | | | | | | |
| # "TP"—incl. (1) D1AZ 9871-A gasket | D3AZ 9848-B *CM-1740 | | AB | | | | | | | | | | |
| # "2EB4" or "2FB4"—incl. (1) D1AZ 9871-A gasket—tag code D4UE-UA | D4AZ 9848-A *CM-1806 | AA | | | | | | | | | | | |
| # "2CP" or "T2DP"—incl. (1) D1AZ 9871-A gasket—tag codes D4PE-AZA, D4TE-AZA,CAA | D4TZ 9848-A *CM-1809 | AA | | | | | | | | | | | |
| # "2GB4" or "2HB4" - incl. (1) D1AZ 9871-A gasket | D50Z 9848-A *CM-2098 | | | AC | AD | AE | AF | AG | AH | AJ | AK | | |
| # "TB4"—incl. (1) D1AZ 9871-A gasket Tag codes D7TE-ADA,AEA,AFA,AGA,BPA,BPA | D1AZ 9848-B *CM-1455 | | | | | | | | | | | AL | |
| # TB3—incl. (1) D1AZ 9871-A gasket Tag code D7TE-BVB | D1AZ 9848-A *CM-1454 | | | | | | | | | | | AL | |
| # 2-650-D—incl.(1)D1AZ 9871-A gasket | D7AZ 9848-A *CM-2593 | | | | | | | | | | | | AM |
| BUSHING (CHOKE THERMOSTAT LEVER) | C8AZ 9851-A | | AB | | | | | | | | | | |
| Tag code D4TE-AZA,CAA, D4UE-UA | *CM-751 | AA | | | | | | | | | | | |
| Tag code D4PE-AZA | D5DZ 9851-A *CM-2096 | AA | | AC | AD | AE | AF | AG | AH | AJ | AK | AL | AM |
| GASKET (THERMOSTATIC CHOKE CONTROL) | B8A 9853-A *CG-93 | AA | AB | AC | AD | AE | AF | AG | AH | AJ | AK | AL | AM |
| SOLENOID ASSY. (THROTTLE EMISSION CONTROL) | 9D856 | | | | | | | | | | | | |
| Tag codes D4TE-AZA,CAA, D4UE-UA | D2AZ 9D856-E | AA | | | | | | | | | | | |
| Tag code D7TE-ABA, AFA | D7DZ 9D856-A *CS-4 | | | | | | | | | | | AL | |
| Tag code D7TE-BYA, D8PE-CJA | D7TZ 9D856-A *CS-24 | | | | | | | | | | | AL | |
| Nut-hex.-7/16"-20 | 45219-S2(M-173) | AA | | | | | | | | | | AL | |
| SHIELD (CHOKE THERMOSTAT) | D4AZ 9861-A | | | AC | | | | | | | | | |
| Tag code D4PE-KA | | AA | | | | | | | | | | | |
| Tag codes D4TE-AZA, CAA, D4UE-UA | C9ZZ 9861-A | | AB | | | | | | | | | | |
| | D2AZ 9861-A | AA | | | | | | | | | | | |
| | D5AZ 9861-A | | | | AD | AE | AF | AG | AH | AJ | | | |
| Tag code D4PE-AZA | D5ZZ 9861-A | AA | | | | | | | | | AK | AL | AM |
| Screw (shield to choke housing)—hex. head— No. 8-32 x 9/16" | 376262-S (UU-52-J) | AA | AB | AC | AD | AE | AF | AG | AH | AJ | AK | AL | AM |
| GASKET (THERMOSTATIC CHOKE HOUSING) | D1AZ 9871-A | | AB | AC | AD | AE | AF | AG | AH | AJ | AK | AL | AM |
| Tag codes D4PE-AZA, D4TE-AZA, CAA, D4UE-UA | *CG-317 | AA | | | | | | | | | | | |
| COVER (ECONOMIZER VALVE)— incl. (4) 43251-S8 screw and washer | C8AZ 9930-A *CM-728 | AA | AB | AC | AD | AE | AF | AG | AH | AJ | AK | AL | AM |
| Screw & washer (economizer valve cover to main body)—fillister head—drilled—No. 8-32 x 5/8" | 357136-S (BB-56) | 4 | 4 | 4 | 4 | 4 | 4 | 4 | 4 | 4 | 4 | 4 | 4 |
| SHAFT and LEVER ASSY.(BY-PASS VALVE) | D7AZ 9A945-A *CM-2595 | | | | | | | | | | | | AM |

1973/79
TRUCK SERIES 100/500

FORD 2/B CARB.
8 CYL. - 5.0L (302 C.I.D.)

| DESCRIPTION/RESTRICTIONS | PART NUMBER | CARB. PARTS LISTS 29AA THRU 29AM | | | | | | | | | | | | | |
|-------------------------------------|--------------------------|----------------------------------|----|----|----|----|----|----|----|----|----|----|----|----|--|
| | | AA | AB | AC | AD | AE | AF | AG | AH | AJ | AK | AL | AM | | |
| COMPENSATOR ASSY (ALTITUDE) | D7AZ 9A950-A *CM-2507 | | | | | | | | | | | | | AM | |
| Screw(compensator)No. 8-32 x 3/4" | 43395-S8(U-75) | | | | | | | | | | | | | 4 | |
| GASKET(ALTITUDE COMPENSATOR) | D7AZ 9A953-A *CG-491 | | | | | | | | | | | | | AM | |
| CAM (AIR BLEED METERING NEEDLE ROD) | D5AZ 9A965-A *CM-2106 | | | AC | AD | AE | AF | AG | AH | AJ | AK | AL | AM | | |
| PLATE(AIR BY-PASS VALVE) | D7AZ 9A972-A *CM-2597 | | | | | | | | | | | | AM | | |
| Screw(plate)No. 4-40 x 1/4" | 57000-S2(B-328) | | | | | | | | | | | | 2 | | |
| ROD(AIR BY-PASS PLATE) | D7AZ 9A973-A *CM-2596 | | | | | | | | | | | | AM | | |
| Retainer(rod) 3/16" "C" TYPE | 97401-S2(Q-X-4) | | | | | | | | | | | | AM | | |

NOTICE: When the parts list suffix is shown in the quantity required column, the quantity is one (1).

FORD 2/B CARB.
8 CYL. - 5.0L (302 C.I.D.)

1973/79
TRUCK SERIES 100/500

SECTION 95.29 19

| DESCRIPTION/RESTRICTIONS | PART NUMBER | CARB. PARTS LISTS 29AN THRU 29AZ | | | | | | | | | | | | |
|---|----------------------------|----------------------------------|-----|-----|-----|-----|-----|----|----|----|----|----|----|--|
| | | AN | AP | AQ | AR | AS | AT | AU | AV | AW | AX | AY | AZ | |
| NOTE: † Not a part of service carburetor | | | | | | | | | | | | | | |
| GASKET SET—refer to carburetor identification chart— Section 95 | 9502 | | | | | | | | | | | | | |
| TUNE UP KIT—refer to carburetor identification chart— Section 95 | 9A586 | | | | | | | | | | | | | |
| Screw & washer (horn & plugs to main body)— No. 10-32 x 5/8" | 43256-S8 (U-77-F) | 6 | 6 | 6 | 6 | 6 | 6 | 6 | 6 | 6 | 6 | | | |
| Screw (to adjust transmission kickdown)— hex. head—No. 10-32 x 1" | 379622-S7-8 (UU-52-M) | AN | AP | AQ | AR | AS | AT | AU | | | AW | AX | | |
| SPRING (TRANSMISSION KICKDOWN CONTROL LEVER RETRACTING)— | D1AZ 7B146-A | †AN | †AP | †AQ | †AR | †AS | †AT | AU | | | AW | AX | | |
| LIMITER (IDLE ADJUSTING NEEDLE) | D6PZ 9J500-A *CM-747-B | †2 | †2 | †2 | †2 | 2 | 2 | 2 | 2 | 2 | 2 | | | |
| SEAL (FAST IDLE ROD)—(nylon) | C7AZ 9B501-A | AN | AP | AQ | AR | AS | AT | AU | AV | AW | AX | | | |
| WEIGHT (PUMP DISCHARGE BALL) | C9AZ 9B511-A *CM-1126 | AN | AP | AQ | AR | AS | AT | AU | AV | AW | AX | | | |
| Ball (accel. pump inlet passage)—steel-3/16" | 371350-S (AA-4) | AN | AP | AQ | AR | AS | AT | AU | AV | AW | AX | | | |
| CONTROL ASSY. (VACUUM BREAK) | 9S514 | | | | | | | | | | | | | |
| | D8AZ 9S514-D *CK-2057 | | | | | | | | AU | | | | | |
| Tag code D8TE-BNA, D8TE-CCA,GA, D8PE-BBA,CKA | D8AZ 9S514-E *CK-2058-A | | | | | | | AT | | | | | | |
| Tag code D8TE-CLA, D8PE-BCA Tag code D9TE-CTA Tag codes D9TE-BUB,CSA,DRB, D9UE-LB | D8DZ 9S514-A *CK-2014-A | | | | | | | AT | | | AW | AX | | |
| | | | | | | | | | AV | | | | | |

1973/79
TRUCK SERIES 100/500

FORD 2/B CARB.
8 CYL. - 5.0L (302 C.I.D.)

| DESCRIPTION/RESTRICTIONS | PART NUMBER | CARB. PARTS LISTS 29AN THRU 29AZ | | | | | | | | | | | |
|--|----------------------|----------------------------------|----|----|----|----|-----|----|----|----|----|----|----|
| | | AN | AP | AQ | AR | AS | AT | AU | AV | AW | AX | AY | AZ |
| NOTE: † Not a part of service carburetor | | | | | | | | | | | | | |
| CONTROL ASSY. (VACUUM BREAK) 9S514 — Cont'd | | | | | | | | | | | | | |
| Tag codes D9TE-BTB,CRA,DCB, D9UE-MB | D8WZ 9S514-A | | | | | | | | | | | AW | |
| Tag code D9UE-NB | *CK-2056-A | | | | | | | | | | | | AX |
| Tag code D9TE-BSB | D9TZ 9S514-A | | | | | | | | | | | AW | |
| | *CK-2085 | | | | | | | | | | | | |
| Screw (control retaining) No. 8-18 x 1/2" pan head | 380934-S (UU-67-F) | | | | | | 2 | 2 | 2 | 2 | 2 | | |
| Ring (retaining) | 377918-S8B (XX-14-F) | | | | | | AT | AU | AV | AW | AX | | |
| ROD (FLOAT BOWL VENT) | D5AZ 9A515-B | | | | | | AT | AU | AV | AW | AX | | |
| BRACKET (FLOAT BOWL VENT) | D5AZ 9E520-A | | | | | | AT | AU | AV | AW | AX | | |
| DASHPOT and SOLENOID ASSY. | D7TZ 9S520-A | | | | | | | | | AV | | | |
| Tag codes D8TE-GA, D8PE-CKA | *CD-25 | | | | | | †AT | | | | | | |
| SUPPORT ASSY. (BOOSTER VENTURI) 9A523 | | | | | | | | | | | | | |
| | D4PZ 9A523-D | AN | | | | | | | | | | | |
| | *CM-2846 | | | | | | | | | | | | |
| | D4PZ 9A523-B | | AP | | | | | | | | | | |
| | *CM-1880 | | | | | | | | | | | | |
| | D4TZ 9A523-F | | | AQ | | | | | | | | | |
| | *CM-2036 | | | | | | | | | | | | |
| | D4TF 9A523-B | | | | AR | | | | | | | | |
| | *CM-1986 | | | | | | | | | | | | |

NOTICE: When the parts list suffix is shown in the quantity required column, the quantity is one (1).

| DESCRIPTION/RESTRICTIONS | PART NUMBER | CARB. PARTS LISTS 29AN THRU 29AZ | | | | | | | | | | | | |
|---|--------------------------|----------------------------------|----|----|----|----|----|----|----|----|----|----|----|---|
| | | AN | AP | AQ | AR | AS | AT | AU | AV | AW | AX | AY | AZ | |
| SUPPORT ASSY. (BOOSTER VENTURI) | 9A523 — Corft'd | | | | | | | | | | | | | |
| | D4PZ 9A523-M *CM-2359 | | | | | AS | | | | | | | | |
| Tag codes D8TE-BNA,CCA,GA, D8PE-BBA,CKA | D8TZ 9A523-C *CM-2867 | | | | | | AT | | | | | | | |
| Tag codes D8TE-CLA, D8PE-BCA | D7TZ 9A523-E *CM-2493 | | | | | | AT | | | | | | | |
| Tag code D8TE-CGA | D7TZ 9A523-B *CM-2510 | | | | | | | AU | | | | | | |
| Tag code D8TE-CHA | D7TZ 9A523-D *CM-2492 | | | | | | | AU | AV | | | | | |
| Tag code D9TE-CTA | D7TZ 9A523-A *CM-2490 | | | | | | | | | | AW | | | |
| Tag code D9TE-CSA | | | | | | | | | | | | AX | | |
| Tag code D9TE-CRA | D9TZ 9A523-S *CM-3303 | | | | | | | | | | AW | | | |
| Tag code D9TE-BSB,DHB | D9TZ 9A523-M *CM-3302 | | | | | | | | | | AW | | | |
| Tag codes D9TE-BTB,DCB, D9UE-MB | D9TZ 9A523-L *CM-3301 | | | | | | | | | | AW | | | |
| Tag codes D9TE-BUB,DRB, D9UE-LB,NB | | | | | | | | | | | | AX | | |
| ROD (CHOKE PULLDOWN) | 9E524 | | | | | | | | | | | | | |
| Tag codes D8TE-BNA,CCA,CLA, D8PE-BBA,BCA | D5AZ 9E524-A *CM-2082 | | | | | | AT | | | AV | AW | AX | | |
| Tag codes D8TE-GA, D8PE-CKA | D7AZ 9E524-B *CM-2503 | | | | | | AT | | | | | | | |
| | | | | | | | | AU | | | | | | |
| SCREEN (FUEL FILTER) | C4AZ 9F525-A | AN | AP | AQ | AR | AS | AT | | | AV | AW | AX | | |
| COVER ASSY. (ACCELERATOR PUMP) | 9528 | | | | | | | | | | | | | |
| | D2AZ 9528-A *CM-648-B | AN | AP | AQ | AR | AS | | | | | | | | |
| | D5AZ 9528-A *CM-2170 | | | | | | AT | AU | AV | AW | AX | | | |
| Screw (cover to carb.) — hex. — No. 8-32 x 9/16" | 376262-S (UU-52-AJ) | 4 | 4 | 4 | 4 | 4 | 4 | 4 | 4 | 4 | 4 | 4 | | |
| ROD (FAST IDLE CAM) | C3AZ 9D530-A | AN | AP | AQ | AR | AS | AT | AU | AV | AW | AX | | | |
| COMPENSATOR ASSY. (HOT IDLE) | D8AZ 9B532-C *CM-2876 | | | | | | | | | | AW | | | |
| Tag code D9TE-BSB,DHB | | | | | | | | | | | | | | |
| JET (MAIN METERING) | 9533 | | | | | | | | | | | | | |
| No. 46F | C3AZ 9533-G *CJ-156 | | 2 | | | | | | | | | | | |
| No. 47F | C3UZ 9533-E *CJ-151 | | | | | 2 | | | | | | | | |
| No. 48F | C3UZ 9533-D *CJ-142 | 2 | | | | | 2 | | | | | | | |
| Tag codes D8TE-BNA,CCA,GA, D8PE-BBA,CKA | | | | | | | | | | | | | | |
| No. 49F | C3DZ 9533-C *CJ-137 | | | 2 | 2 | | | | 2 | | 2 | | | |
| Tag code D8TE-CHA | | | | | | | | | | | | | | |
| Tag code D9TE-BSB,BTB,CRA,DCB,DHB, D9UB-MB | | | | | | | | | 2 | | | 2 | | |
| Tag code D9TE-BUB,DRB, D9UE-LB,NB | | | | | | | | | | | | | 2 | |
| No. 50F Tag code D8TE-CGA | C3UZ 9533-C *CJ-141 | | | | | | 2 | | 2 | | | | | |
| Tag codes D8TE-CLA, D8PE-BCA | | | | | | | | | | | | 2 | | |
| Tag code D9TE-CTA | | | | | | | | | | | | | 2 | |
| Tag code D9TE-CSA | | | | | | | | | | | | | | 2 |
| GASKET (BOOSTER VENTURI SUPPORT) | B8AZ 9A536-A | AN | AP | AQ | AR | AS | AT | AU | AV | AW | AX | | | |
| LEVER (FAST IDLE ADJUSTING)— incl. (1) 40-9578 spring and (1) 382008-S screw | D2AZ 9538-A *CM-1509 | AN | AP | AQ | AR | AS | AT | AU | AV | AW | AX | | | |
| Nut (lever to throttle shaft)—hex.—No. 10-32 | 34079-S7 (M-163) | AN | AP | AQ | AR | AS | AT | AU | AV | AW | AX | | | |
| Lockwasher — No. 10 | 34803-S7(X-60) | AN | AP | AQ | AR | AS | AT | AU | AV | AW | AX | | | |
| NEEDLE (IDLE ADJUSTING) | 9541 | | | | | | | | | | | | | |
| | C7MY 9541-B *CM-749 | 2 | 2 | 2 | 2 | 2 | | | | | | | | |
| | C9AZ 9541-A *CM-955 | | | | | | 2 | 2 | 2 | 2 | 2 | | | |

1973/79
TRUCK SERIES 100/500

| DESCRIPTION/RESTRICTIONS | PART NUMBER | CARB. PARTS LISTS 29AN THRU 29AZ | | | | | | | | | | | |
|---|-------------------------------------|----------------------------------|----|----|----|----|----|----|----|----|----|----|----|
| | | AN | AP | AQ | AR | AS | AT | AU | AV | AW | AX | AY | AZ |
| ROD (ACCELERATOR PUMP LINK TO OVERTRAVEL LEVER) | 9B542 | | | | | | | | | | | | |
| | D4AZ 9B542-A *CM-1810 | | | | | | | | | | | | |
| | D5AZ 9B542-A *CM-2088 | | | | | | | AT | AU | AV | AW | AX | |
| PLATE (CHOKE) | D0AZ 9545-A *CM-1061 | | | | | | | AT | AU | AV | AW | AX | |
| Screw (choke plate)-hex. hd. - No. 8-32 x .31" | 375016-S2 (UU-52-AK) | 2 | 2 | 2 | 2 | 2 | 2 | 2 | 2 | 2 | 2 | 2 | |
| SHAFT and LEVER ASSY. (CHOKE) | 9546 | | | | | | | | | | | | |
| | D0AZ 9546-A *CM-1088 | | | | | | | | | | | | |
| | D7AZ 9546-A *CM-2594 | | | | | | | | AU | | | | |
| SHAFT (CHOKE PLATE) | D5AZ 9547-A *CM-2089 | | | | | | | AT | | AV | AW | AX | |
| DASHPOT - Tag code D8TE-BNA Tag code D8TE-CHA Tag code D9TE-BUB,DRB, D9UE-LB,NB | C8AZ 9B549-A *CD-15 | | | | | | | AT | | AU | | | AX |
| DIAPHRAGM & RETAINER ASSY.- (CHOKE CONTROL) | D0AZ 9J549-C *CK-1283 | | | | | | | | | | | | |
| FLOAT ASSY. | D4AZ 9550-A *CM-1062-A | | | | | | | AT | AU | AV | AW | AX | |
| BRACKET (DASHPOT MOUNTING) Tag codes D9TE-BUB,DRB, D9UE-LB,NB | D0AZ 9B550-A *CM-1113 | | | | | | | AT | AU | | | | AX |
| Screw (bracket) No. 10-32 x 1/2" | 50810-S8 (U-158) | | | | | | | AT | AU | | AW | AX | |
| LEVER (CHOKE SHAFT) | D4AZ 9551-A *CM-1091-A | | | | | | | AT | AU | AV | | | |
| Screw & lockwasher assy. (choke shaft lever) No. 6-32 x 3/8" | 50802-S7 (U-150) | | | | | | | AT | AU | AV | | | |
| PLATE (AIR DISTRIBUTION) Washer (use as air distribution plate)-1/4" | D0AZ 9F553-A 374370-S (XX-94-A) | | | | | | | AS | AT | AU | AV | | |
| LEVER (CHOKE CONTROL DIAPHRAGM) | D1AZ 9J553-A | | | | | | | AS | | | | | |
| POSITIONER ASSY. (THROTTLE)-Tag code D9TE-CSA | D5TZ 95553-C *CM-2205 | | | | | | | | | | | | AX |
| COVER (CHOKE CONTROL DIAPHRAGM) Screw (choke control diaphragm cover)- No. 8-32 x 9/16" | D0AZ 9J554-A 376262-S (UU-52-AJ) | 3 | 3 | 3 | 3 | 3 | 3 | 3 | 3 | 3 | | | |
| BRACKET (THROTTLE POSITIONER)- Tag code D9TE-CSA | D7TZ 95555-A | | | | | | | | | | | | AX |
| SHAFT (FLOAT LEVER) | B8A 9558-A *CM-183 | | | | | | | AT | AU | AV | AW | AX | |
| DIAPHRAGM ASSY. (ACCELERATOR PUMP) | 9B559 | | | | | | | | | | | | |
| | C4AZ 9B559-A *CM-463 | | | | | | | | | | | | |
| | D5AZ 9B559-A *CM-2092 | | | | | | | AT | AU | AV | AW | AX | |
| SPRING (FLOAT BOWL VENT ROD) | D5AZ 9560-A *CM-2084 | | | | | | | AT | AU | AV | AW | AX | |
| GASKET (FLOAT BOWL) | 9561 | | | | | | | | | | | | |
| | D4AZ 9561-A *CG-406 | | | | | | | | | | | | |
| | D8TZ 9561-B *CG-506 | | | | | | | AT | AU | AV | | | |
| | D9TZ 9561-B *CG-506-A | | | | | | | | | | AW | AX | |
| GASKET (ECONOMIZER COVER) | B7A 9563-A *CG-234 | | | | | | | AT | AU | AV | AW | AX | |

NOTICE: When the parts list suffix is shown in the quantity required column, the quantity is one (1).

| DESCRIPTION/RESTRICTIONS | PART NUMBER | CARB. PARTS LISTS 29AN THRU 29AZ | | | | | | | | | | | |
|--|--------------------------|----------------------------------|----|----|----|----|----|----|----|----|----|----|----|
| | | AN | AP | AQ | AR | AS | AT | AU | AV | AW | AX | AY | AZ |
| NOTE: † Not a part of service carburetor | | | | | | | | | | | | | |
| VALVE KIT (FUEL INLET) 9564 | | | | | | | | | | | | | |
| Consists of (1) D2AF 9566-AA needle, (1) D4AE 9567-AA seat, (1) EDB 99883-A retainer, (1) D2AZ 9599-A retainer, (1) D4AZ 9E845-A gasket-r/b D8AZ 9564-A(8/79) | ★ D5AZ 9564-D *CV-99 | | | | | | | | | | | | |
| Consist of (1) D2AF 9566-AA needle, (1) D4AE 9567-AA Seat, (1) D2AZ 9599-A retainer, (1) D8AE 9B546-AA retainer, (1) D4AZ 9E845-A gasket, (1) D8AE 9B530-AA retainer | D8AZ 9564-A *CV-99-A | | | | | | | AT | AU | AV | AW | AX | |
| VALVE ASSY. (FUEL ENRICHMENT) 9A565 | | | | | | | | | | | | | |
| # Red-Incl. (1) B7A 9563-A & (1) C2AZ 9A588-B gasket | D5TZ 9A565-B *CE-117 | AN | | | | | | | | AV | | | |
| # Red (2 stage)-incl. (1) B7A 9563-A & (1) C2AZ 9A588-B gasket Tag codes D8TE-BNA,CCA,GA, D8PE-BBA,CKA Tag code D9TE-BUB,DRB, D9UE-LB,NB Tag code D9TE-DCB | D7AZ 9A565-A *CE-126 | | | | | | | AT | | | | AX | |
| # Red dot on silver base-Incl. (1) B7A 9563-A & (1) C2AZ 9A588-B gaskets-Tag code D9TE-BTB,CRA | D9TZ 9A565-A *CE-132 | | | | | | | | | | AW | | |
| # Black dot on silver base-Incl. (1) B7A 9563-A & (1) C2AZ 9A588-B gaskets-Tag code D9TE-BSB,DHB | D9TZ 9A565-B *CE-133 | | | | | | | | | | AW | | |
| Identified by color "White"-incl (1) B7A 9563-A gasket and (1) C2AZ 9A588-B gasket r/b D5DZ 9A565-B(2/78) | ★ D1TZ 9A565-A *CE-88 | | AP | AQ | | | | | | | | | |
| Incl. (1) B7A 9563-A gasket and (1) C2AZ 9A588-B gasket | D5AZ 9A565-B *CE-108 | | | | AR | AS | | | | | | | |
| # Green - incl. (1) B7A 9563-A & (1) C2AZ 9A588-B gasket Tag code D8TE-CGA Tag code D9TE-CTA | D5OZ 9A565-A *CE-109 | | | | | | | | AU | | | | |
| # Yellow - incl. (1) B7A 9563-A & (1) C2AZ 9A588-B gasket- tag code D8TE-CHA Tag code D8TE-CLA, D8PE-BCA | D5ZZ 9A565-A *CE-113 | | | | | | | | AU | | | | |
| # Black-incl. (1) B7A 9563-A gasket and (1) C2AZ 9A588-B gasket-Tag code D9TE-CSA | D5AZ 9A565-A *CE-106 | | | | | | | | | | | AX | |
| # Black-incl. (1) B7A 9563-A gasket & (1) C2AZ 9A588-B gasket-tag code D9UE-MB | D8AZ 9A565-A *CE-130 | | | | | | | | | | AW | | |
| SPRING (FLOAT DAMPENR) C3AZ 9F570-A | | | | | | | | | | | | | |
| HOUSING ASSY. (CHOKE) 9A575 | | | | | | | | | | | | | |
| | D4PZ 9A575-N *CC-155 | | AP | | | | | | | | | | |
| | D4PZ 9A575-R *CC-176 | | | AQ | AR | | | | | | | | |
| | D4PZ 9A575-S *CC-177 | | | | | AS | | | | | | | |
| | D4PZ 9A575-H *CC-172 | AN | | | | | | | | | | | |
| Tag code D8TE-BNA | D8TZ 9A575-D *CC-182 | | | | | | | AT | | | | | |
| Tag code D8TE-CCA, D8PE-BBA Tag code D9TE-BTB,CRA,DCB, D9UE-MB | D8TZ 9A575-F *CC-184 | | | | | | | AT | | | AW | | |
| Tag code D8TE-GA, D8PE-CKA | D8TZ 9A575-E *CC-183 | | | | | | | AT | | | | | |
| Tag code D8TE-CLA, D8PE-BCA Tag code D9TE-BSB | D8TZ 9A575-J *CC-202 | | | | | | | AT | | | AW | | |
| Tag code D8TE-CGA | D7TZ 9A575-G *CC-131 | | | | | | | | AU | | | | |
| Tag code D8TE-CHA | D8TZ 9A575-B *CC-193 | | | | | | | | AU | | | | |
| | D7TZ 9A575-AT *CC-163 | | | | | | | | | AV | | | |

1973/79
TRUCK SERIES 100/500

FORD 2/B CARB.
8 CYL. - 5.0L (302 C.I.D.)

| DESCRIPTION/RESTRICTIONS | PART NUMBER | CARB. PARTS LISTS 29AN THRU 29AZ | | | | | | | | | | | |
|--|-----------------------|----------------------------------|----|----|----|----|----|----|----|----|----|----|----|
| | | AN | AP | AQ | AR | AS | AT | AU | AV | AW | AX | AY | AZ |
| NOTE: † Not a part of service carburetor | | | | | | | | | | | | | |
| HOUSING ASSY. (CHOKE) 9A575 — Cont'd. | | | | | | | | | | | | | |
| Tag code D9TE-CTA | D7TZ 9A575-A | | | | | | | | | | | AW | |
| Tag code D9TE-CSA | *CC-133 | | | | | | | | | | | | AX |
| Tag code D9TE-BUB,DRB, D9UE-LB,NB | D9TZ 9A575-F | | | | | | | | | | | | AX |
| | *CC-207 | | | | | | | | | | | | |
| Tag code D9TE-DHB | D9TZ 9A575-J | | | | | | | | | | | AW | |
| | *CC-216 | | | | | | | | | | | | |
| Connector 3/8-24 x 1/4" tube | 386010-58(TI-28-S) | AN | AP | AQ | AR | AS | AT | AU | AV | AW | AX | | |
| Screw & washer assy. (choke housing to main body)-fillister head-No. 8-32 x 1 49/64" | 378547-57-8 (BB-61-B) | 3 | 3 | 3 | 3 | 3 | 3 | 3 | 3 | 3 | 3 | | |
| VALVE (ACCELERATOR PUMP CHECK)-plastic | C4AZ 9576-A | AN | AP | AQ | AR | AS | AT | AU | AV | AW | AX | | |
| | *CM-825 | | | | | | | | | | | | |
| SCREW (PUMP DISCHARGE NOZZLE) 9577 | | | | | | | | | | | | | |
| Tag code D9TE-BTB,CRA,DCB | C0AZ 9577-A | AN | AP | AQ | AR | AS | | | | | | AW | |
| Tag code D9TE-BUB, D9UE-LB | *CM-607 | | | | | | | | | | | | |
| | | | | | | | | | | | | | AX |
| Tag code D9TE-BSB,CTA | D5AZ 9577-A | | | | | | AT | AU | AV | | | AW | |
| Tag code D9TE-CSA | *CM-2091 | | | | | | | | | | | | AX |
| SPRING (FAST IDLE ADJUSTING SCREW)-13/64" I.D. x 37/64" long-45 1/2 coils | B8A 9578-B | AN | AP | AQ | AR | AS | AT | AU | AV | AW | AX | | |
| | *CM-609 | | | | | | | | | | | | |
| Screw (normal idle adjusting)-special slotted head-No. 10-32 x 1" | 355107-S7 (BB-536) | AN | AP | AQ | AR | AS | AT | AU | AV | AW | AX | | |
| Idle adjusting needle | ★ 40 9578 | 2 | 2 | 2 | 2 | 2 | 2 | 2 | 2 | 2 | 2 | | |
| Fast idle adjusting screw | | AN | AP | AQ | AR | AS | AT | AU | AV | AW | AX | | |
| LEVER and SHAFT ASSY. (THROTTLE) 9581 | | | | | | | | | | | | | |
| | D4TZ 9581-B | | | AQ | | | | | | | | | |
| | *CM-1812 | | | | | | | | | | | | |
| | D4TZ 9581-C | AN | | | AR | | | | | | | | |
| | *CM-1822 | | | | | | | | | | | | |
| | D4TZ 9581-D | | AP | | | | | | | | | | |
| | *CM-1823 | | | | | | | | | | | | |
| | D2TZ 9581-F | | | | | AS | | | | | | | |
| | *CM-1529 | | | | | | | | | | | | |
| Tag code D8TE-BNA | D5TZ 9581-A | | | | | | AT | | | | | | |
| Tag code D8TE-CGA | *CM-2112 | | | | | | | AU | | AV | | | |
| Tag code D9TE-CSA | | | | | | | | | | | | | AX |
| Tag code D8TE-CCA,CLA,GA, D8PE-BBA,BCA,CKA | D5TZ 9581-B | | | | | | AT | | | | | | |
| Tag code D8TE-CHA | *CM-2113 | | | | | | | AU | | | | AW | |
| Tag code D9TE-BUB,DRB, D9UE-LB,NB | | | | | | | | | | | | | AX |
| PLATE (THROTTLE) | | | | | | | | | | | | | |
| | D4AZ 9585-A | 2 | 2 | 2 | 2 | | | | | | | | |
| | *CM-1084 | | | | | | | | | | | | |
| | D4MY 9585-A | | | | | 2 | | | | | | | |
| | *CM-1805 | | | | | | | | | | | | |
| | D5AZ 9585-A | | | | | | 2 | 2 | 2 | 2 | 2 | | |
| | *CM-2095 | | | | | | | | | | | | |
| Screw (throttle plate)-fill. hd. - No. 5-40 x 3/8" | 383253-S2 (BB-4-Z) | 4 | 4 | 4 | 4 | 4 | | | | | | | |
| Screw (throttle plate)-No. 5-40 x 9/32" hex. head | 386022-S2 (BB-908) | | | | | | 4 | 4 | 4 | 4 | 4 | | |
| BRACKET (THROTTLE EMISSION CONTROL SOLENOID) †9J586 | | | | | | | | | | | | | |
| Kit | D7AZ 9J586-B | | | | | | | | | | | AW | |
| Tag code D8TE-CLA, D8PE-BCA | | | | | | | | | | | | | |
| SPRING (CHOKE CONTROL)-51/64" O.D. x 1" long | D0AZ 9587-A | AN | AP | AQ | AR | AS | | | | | | | |
| | *CM-1271 | | | | | | | | | | | | |
| GASKET (ECONOMIZER) | C2AZ 9A588-B | AN | AP | AQ | AR | AS | AT | AU | AV | AW | AX | | |
| | *CM-533 | | | | | | | | | | | | |

NOTICE: When the parts list suffix is shown in the quantity required column, the quantity is one (1).

| DESCRIPTION/RESTRICTIONS | PART NUMBER | CARB. PARTS LISTS 29AN THRU 29AZ | | | | | | | | | | | |
|---|-----------------------------------|----------------------------------|----|----|----|----|----|----|----|----|----|----|----|
| | | AN | AP | AQ | AR | AS | AT | AU | AV | AW | AX | AY | AZ |
| NOTE: † Not a part of service carburetor | | | | | | | | | | | | | |
| CAM ASSY. (FAST IDLE) | D5AZ 9597-A *CM-2105 | AN | AP | AQ | AR | AS | AT | AU | AV | AW | AX | | |
| Screw (fast idle cam)-hex. hd.-No. 6-32 x 11/16" | 372307-S (BB-527) | AN | AP | AQ | AR | AS | AT | AU | AV | AW | AX | | |
| Retainer (fast idle cam)-"C" washer | 351825-S (XX-9) | 2 | 2 | 2 | 2 | 2 | 2 | 2 | 2 | 2 | 2 | | |
| RETAINER (FLOAT LEVER SHAFT) | D2AZ 9599-A *CM-1469 | AN | AP | AQ | AR | AS | AT | AU | AV | AW | AX | | |
| ROD (CHOKE CONTROL) | D0AZ 9A599-B *CM-1066 | AN | AP | AQ | AR | AS | AT | AU | AV | AW | AX | | |
| Ring (rod to shaft) | 377918-S8B (XX-14-F) | AN | AP | AQ | AR | AS | AT | AU | AV | AW | AX | | |
| SPRING (ACCELERATOR PUMP LEVER RETURN) | 9636 D4AZ 9636-A *CM-1527-A | AN | AP | AQ | AR | AS | AT | AU | AV | AW | AX | | |
| SHAFT and LEVER ASSY. (CHOKE HOUSING) | 9A753 D7PZ 9A753-A *CM-2592 | AN | AP | AQ | AR | AS | AT | AU | AV | | | | |
| Retainer (choke shaft)-"C" washer | 353862-S8 (XX-10) | AN | AP | AQ | AR | AS | AT | AU | AV | AW | AX | | |
| Screw (choke shaft)-No. 6-32 x 1/4" | 50802-S2 (U-150) | AN | AP | AQ | AR | AS | AT | AU | AV | AW | AX | | |
| LEVER (CHOKE THERMOSTAT) | 9A754 D1AZ 9A754-C | | AP | AQ | AR | AS | | | AV | AW | | | |
| Tag code D9TE-CTA Tag code D9TE-CSA | | | | | | | | | | | AX | | |
| Tag code D9TE-B5B,BTB,CRA,DCB,DHB, D9UE-MB Tag code D9TE-BUB,DRB, D9UE-LB,NB | D3AZ 9A754-D | AN | | | | | AT | AU | | AW | | | |
| CLIP (ACCELERATOR PUMP LINK ROD) | D2AZ 9825-A *CM-1695 | AN | AP | AQ | AR | AS | AT | AU | AV | AW | AX | | |
| CLAMP (CHOKE HOUSING) | D3AZ 9842-A *CM-1742 | AN | AP | AQ | AR | AS | AT | AU | AV | AW | AX | | |
| Screw (clamp housing)-No. 8-32 x 1/2" | 31061-S8 (U-50) | 3 | 3 | 3 | 3 | 3 | 3 | 3 | 3 | 3 | 3 | | |
| SHIELD (FUEL INLET SEAT) | D4AZ 9E845-A | AN | AP | AQ | AR | AS | AT | AU | AV | AW | AX | | |
| HOUSING ASSY. (THERMOSTATIC CHOKE) | 9848 | | | | | | | | | | | | |
| # TB5-incl. (1) D1AZ 9871-A gasket | D1AZ 9848-C *CM-1456 | | AP | | AR | | | | | | | | |
| # 2CP or T2DP-incl. (1) D1AZ 9871-A gasket | D4TZ 9848-A *CM-1809 | AN | | | | | | | | | | | |
| # TB3-incl. (1) D1AZ 9871-A gasket | D1AZ 9848-A *CM-1454 | | | AQ | | | | | | | | | |
| # TN-incl. (1) C1AZ 9871-A & (1) D0AZ 9871-A gaskets | C4AZ 9848-A *CM-458 | | | | | AS | | | | | | | |
| # 2-500E-incl. (1) D1AZ 9871-A gasket-Tag code D9TE-BUB,DRB Tag code D8TE-BNA,CCA,CLA, D8PE-BBA,BCA Tag code D9TE-DCB | D5AZ 9848-C *CM-2374 | | | | | | AT | | | AW | | AX | |
| # 2GB4 or 2HB4-incl. (1) D1AZ 9871-A gasket Tag code D8TE-GA, D8PE-CKA Tag code D9TE-B5B,DHB | D5OZ 9848-A *CM-2098 | | | | | | AT | | | AW | | | |
| # 2-100-ME Tag code D9TE-BTB,CRA, D9UE-MB Tag code D9UE-LB,NB | D84Z 9848-A *CM-2879 | | | | | | | | | AW | | AX | |
| # 2-650D - incl. (1) D1AZ 9871-A gasket | D7AZ 9848-A *CM-2593 | | | | | | | AU | | | | | |
| # "TB4"-incl. (1) D1AZ 9871-A gasket | D1AZ 9848-B *CM-1455 | | | | | | | | AV | | | | |
| # 2EB4-2FB4-incl. (1) D1AZ 9871-A gasket-tag code D9TE-DHB | D5AZ 9848-A *CM-2097 | | | | | | | | | AW | | | |
| BUSHING (CHOKE THERMOSTAT LEVER) | D5DZ 9851-A *CM-2096 | AN | AP | AQ | AR | AS | AT | AU | AV | AW | AX | | |
| GASKET (THERMOSTATIC CHOKE CONTROL) | B8A 9853-A *CG-93 | AN | AP | AQ | AR | AS | AT | AU | AV | AW | AX | | |

1973/79
TRUCK SERIES 100/500

| DESCRIPTION/RESTRICTIONS | PART NUMBER | CARB. PARTS LISTS 29AN THRU 29AZ | | | | | | | | | | | |
|--|--------------------|----------------------------------|----|----|----|----|-----|----|----|----|----|----|----|
| | | AN | AP | AQ | AR | AS | AT | AU | AV | AW | AX | AY | AZ |
| NOTE: † Not a part of service carburetor | | | | | | | | | | | | | |
| SOLENOID ASSY. (THROTTLE EMISSION CONTROL)—also refer to 9S520 & 9S514 | †9D856 | | | | | | | | | | | | |
| Tag code D8TE-CCA,CLA, D8PE-BBA,BCA | D7DZ 9D856-A | | | | | | †AT | | | | | | |
| Tag code D9TE-BSB,BTB,CRA,DCB,DHB, D9UE-MB | *CS-4 | | | | | | | | | AW | | | AX |
| Tag code D9TE-DRB | | | | | | | | | | | | | |
| Tag code D9TE-CTA | D7TZ 9D856-A | | | | | | | | | AW | | | |
| | *CS-24 | | | | | | | | | | | | |
| SHIELD (CHOKE THERMOSTAT) | 9861 | | | | | | | | | | | | |
| | D5ZZ 9861-A | AN | | | | | | AT | AU | AV | AW | AX | |
| | C9ZZ 9861-A | | AP | AQ | AR | AS | | | | | | | |
| Screw (shield to choke housing)—hex. head—No. 8-32 x 9/16" | 376262-S (UU-52-J) | AN | | | | | | AT | AU | AV | AW | AX | |
| | | | 2 | 2 | 2 | 2 | | | | | | | |
| GASKET (THERMOSTATIC CHOKE HOUSING) | D1AZ 9871-A | AN | AP | AQ | AR | AS | AT | AU | AV | AW | AX | | |
| | *CG-317 | | | | | | | | | | | | |
| COVER (ECONOMIZER VALVE) | 9930 | | | | | | | | | | | | |
| Tag code D9TE-CSA | C8AZ 9930-A | AN | AP | AQ | AR | AS | | AU | AV | | | AX | |
| | *CM-728 | | | | | | | | | | | | |
| Tag code D9TE-BUB,DRB, D9UE-LB,NB | D7AZ 9930-A | | | | | | AT | | | AW | | | |
| | *CM-2864 | | | | | | | | | | | AX | |
| Screw & washer (cover) No. 8-32 x 5/8" | 357136-S (BB-56) | 4 | 4 | 4 | 4 | 4 | 4 | 4 | 4 | 4 | 4 | | |
| SHAFT and LEVER ASSY. (BY-PASS VALVE) | D7AZ 9A945-A | | | | | | | AU | | | | | |
| | *CM-2595 | | | | | | | | | | | | |
| COMPENSATOR ASSY. (ALTITUDE) | D7AZ 9A950-A | | | | | | | AU | | | | | |
| Tag code D9TE-CRA | *CM-2507 | | | | | | | | | | AW | | |
| Screw (compensator) - No. 8-32 x 3/4" | 43395-S8 (U-75) | | | | | | | 4 | | | | | |
| GASKET (ALTITUDE COMPENSATOR) | D7AZ 9A953-A | | | | | | | AU | | | | | |
| Tag code D9TE-CRA | *CG-491 | | | | | | | | | | AW | | |
| CAM (AIR BLEED METERING NEEDLE ROD) | D5AZ 9A965-A | | | | | | | AU | AV | | | | |
| Tag code D8TE-CLA,BCA | *CM-2106 | | | | | | AT | | | | AW | | |
| Tag code D9TE-BSB,CTA,DHB | | | | | | | | | | | | AX | |
| Tag code D9TE-CSA | | | | | | | | | | | | | |
| PLATE (AIR BY-PASS VALVE) | D7AZ 9A972-A | | | | | | | AU | | | | | |
| Tag code D9TE-CRA | *CM-2597 | | | | | | | | | | AW | | |
| Screw (plate) No. 4-40 x 1/4" | 57000-S2 (B-328) | | | | | | | 2 | | | | | |
| ROD (AIR BY-PASS PLATE) | D7AZ 9A973-A | | | | | | | AU | | | | | |
| Tag code D9TE-CRA | *CM-2596 | | | | | | | | | | AW | | |
| Retainer (rod) 3/16" "C" type | 97401-S2 (Q-X-4) | | | | | | | AU | | | AW | | |
| Tag code D9TE-CRA | | | | | | | | | | | | | |

NOTICE: When the parts list suffix is shown in the quantity required column, the quantity is one (1).

| DESCRIPTION/RESTRICTIONS | PART NUMBER | CARB. PARTS LISTS 30A THRU 30M | | | | | | | | | | | | |
|--|----------------------------|--------------------------------|---|---|---|---|---|---|---|----|---|---|---|---|
| | | A | B | C | D | E | F | G | H | J | K | L | M | |
| NOTE: † Not a part of service carburetor | | | | | | | | | | | | | | |
| GASKET SET—refer to carburetor identification chart— Section 95 | 9502 | | | | | | | | | | | | | |
| TUNE UP KIT—refer to carburetor identification chart— Section 95 | 9A586 | | | | | | | | | | | | | |
| Screw & washer (horn and plug to main body)— fill. head—No. 10—32 x 5/8" | 43256-S8 (U-77-F) | 4 | 4 | 4 | 4 | 4 | 4 | 4 | 4 | 4 | 4 | 4 | 4 | 4 |
| Screw (to adjust trans. kickdown)— hex. head—No. 10—32 x 1" | 379622-S7-8(UU-52-M) | | | C | D | | F | | H | J | K | L | | |
| SPRING (TRANSMISSION KICKDOWN CONTROL LEVER RETRACTING)— 1 1/32" dia. x 2" long—14 3/4 coils | D1AZ 7B146-A | | | C | D | | F | | | †J | K | L | | |
| LIMITER (IDLE ADJUSTING NEEDLE) | C7AZ 9J500-B *CM-747 | 2 | 2 | 2 | 2 | 2 | 2 | 2 | 2 | †2 | 2 | 2 | 2 | |
| SEAL (FAST IDLE ROD)—(nylon)— 3/64" thick x 7/16" wide x 29/32" long— with 9/16" dia. hole | C7AZ 9B501-A | A | B | C | D | E | F | G | H | J | K | L | M | |
| WEIGHT (PUMP DISCHARGE BALL) | C9AZ 9B511-A *CM-1126 | A | B | C | D | E | F | G | H | J | K | L | M | |
| CONTROL ASSY. (VACUUM BREAK)— tag code D3TF-MC | D2AZ 95514-H | | | | | | F | | | | | | | |
| Screw (vacuum break control to carburetor)— No. 8—18 x 1/2"—tag code D3TF-MC | 381797-S2 (UU-89-J) | | | | | | F | | | | | | | |
| 9A523 | | | | | | | | | | | | | | |
| SUPPORT ASSY. (BOOSTER VENTURI) | D4PZ 9A523-A *CM-1879 | | B | C | | E | F | G | H | J | K | L | | |
| Tag codes D3PF-KA,KD,D3TF-DE,SA,UA,XA | D3TZ 9A523-H *CM-1798 | | | | | | F | | | | | | | M |
| Tag code D3TF-VA | | | | | | | | | | | | | | |
| Ball (accel. pump discharge valve)—steel—3/16" | 371350-S (AA-4) | A | B | C | D | E | F | G | H | J | K | L | M | |
| SCREEN (FUEL FILTER) | C4AZ 9F525-A | A | B | C | D | E | F | G | H | J | K | L | M | |
| COVER ASSY. (ACCELERATOR PUMP) | D2AZ 9528-A *CM-648-B | A | B | C | D | E | F | G | H | J | K | L | M | |
| Screw (cover to carb.)—hex. hd.—No. 8—32 x 9/16" | 376262-S (UU-52-AJ) | 4 | 4 | 4 | 4 | 4 | 4 | 4 | 4 | 4 | 4 | 4 | 4 | 4 |
| ROD (FAST IDLE CAM) | C3AZ 9D530-A | A | B | C | D | E | F | G | H | J | K | L | M | |
| 9533 | | | | | | | | | | | | | | |
| JET (MAIN METERING) | C3UZ 9533-B *CJ-140 | 2 | 2 | 2 | 2 | 2 | | | 2 | | | | | |
| No. 55F Tag Codes D3TF-DD,DE,MD,ME | | | | | | | 2 | | | | | | | |
| No. 57F | C30Z 9533-A *CJ-129 | | | | | | | | | 2 | | | | |
| No. 53F Tag codes D3TF-MC,VA,XA | C3DZ 9533-A *CJ-128 | | | | | | 2 | | | | | | 2 | |
| No. 54F Tag codes D3PF-KA,KD,D3TF-SA,VA | C3GY 9533-C *CJ-14716 | | | | | | 2 | | 2 | | | 2 | 2 | |
| GASKET (BOOSTER VENTURI SUPPORT) | B8AZ 9A536-A | A | B | C | D | E | F | G | H | J | K | L | M | |
| LEVER (FAST IDLE ADJUSTING)— incl. (1) 40-9578 spring and (1) 382008-S screw | D2AZ 9538-A *CM-1509 | A | B | C | D | E | F | G | H | J | K | L | M | |
| Nut (lever to throttle shaft)—hex.—No. 10—32 | 34079-S7 (M-163) | A | B | C | D | E | F | G | H | J | K | L | M | |
| Lockwasher—No. 10 | 34803-S8 (X-60) | A | B | C | D | E | F | | | | | | | |
| NEEDLE (IDLE ADJUSTING) | C9AZ 9541-A *CM-955 | 2 | 2 | 2 | 2 | 2 | 2 | 2 | 2 | 2 | 2 | 2 | 2 | |
| ROD (ACCELERATOR PUMP LINK TO OVERTRAVEL LEVER) | D2AZ 9B542-B *CM-1526-A | A | B | C | D | E | F | | | | | | | |
| | D4AZ 9B542-A *CM-1810 | | | | | | | G | H | J | K | L | M | |

1973/79
TRUCK SERIES 100/500

FORD 2/B CARB. 8 CYL. - 5.9L (360 C.I.D.),
6.4L (390 C.I.D.)

| DESCRIPTION/RESTRICTIONS | PART NUMBER | CARB. PARTS LISTS 30A THRU 30M | | | | | | | | | | | |
|---|---------------------------|--------------------------------|---|---|---|---|---|---|---|----|---|---|---|
| | | A | B | C | D | E | F | G | H | J | K | L | M |
| PLATE (CHOKE) | D0AZ 9545-A *CM-1061 | A | B | C | D | E | F | G | H | J | K | L | M |
| Screw (choke plate)-hex. hd.-No. 6-32 x 5/16" | 375016-S2 (UU-52-AK) | 2 | 2 | 2 | 2 | 2 | 2 | 2 | 2 | 2 | 2 | 2 | 2 |
| SHAFT and LEVER ASSY. (CHOKE) | D0AZ 9546-A *CM-1088 | A | B | C | D | E | F | G | H | J | K | L | M |
| DASHPOT ASSY. | C8AZ 9B549-A *CD-15 | A | | C | | | | | | †J | | | |
| Nut (dashpot to float)-5/16"-24 | 33923-S7 (M-32) | A | | C | | | | | | J | | | |
| DIAPHRAGM and RETAINER ASSY.- (CHOKE CONTROL) | D0AZ 9J549-C *CK-1283 | A | B | C | D | E | F | G | H | J | K | L | M |
| Screw (diaphragm and retainer)-allen hd. socket set- No. 8-32 x 1/2" | 358544-S8 (UU-28-C) | A | B | C | D | E | F | G | H | J | K | L | M |
| FLOAT ASSY. | D4AZ 9550-A *CM-1062-A | A | B | C | D | E | F | G | H | J | K | L | M |
| BRACKET (DASHPOT MOUNTING) | D0AZ 9B550-A *CM-1113 | A | | C | | | | | | †J | | | |
| Screw & washer (dashpot mounting to carb.) | 43252-S8 (U-77) | A | | C | | | | | | †J | | | |
| LEVER (CHOKE SHAFT) | D4AZ 9551-A *CM-1091-A | A | B | C | D | E | F | G | | | K | L | M |
| | D4TZ 9551-A *CM-1859 | | | | | | | | H | J | | | |
| Screw & lockwasher assy. (choke shaft lever)- No. 6-32 x 3/8" | 50802-S7 (U-150) | A | B | C | D | E | F | G | H | J | K | L | M |
| PLATE (AIR DISTRIBUTION) | D0AZ 9F553-A | A | B | C | D | E | F | | H | J | K | L | M |
| Washer (used as air distribution plate)-1/4" | 374370-S (XX-94-A) | | | | | | | G | | | | | |
| LEVER (CHOKE CONTROL DIAPHRAGM) | D1AZ 9J553-A | A | B | C | D | E | F | G | H | J | K | L | M |
| COVER (CHOKE CONTROL DIAPHRAGM) | D0AZ 9J554-A | A | B | C | D | E | F | G | H | J | K | L | M |
| Screw (cover-choke diaphragm)- hex. hd.-No. 8-32 x 9/16" | 376262-S (UU-52-AJ) | 3 | 3 | 3 | 3 | 3 | 3 | 3 | 3 | 3 | 3 | 3 | 3 |
| SHAFT (FLOAT LEVER) | B8A 9558-A *CM-183 | A | B | C | D | E | F | G | H | J | K | L | M |
| SWIVEL (CHOKE DIAPHRAGM ADJUSTING)- tag code D3TF-MC | D2AZ 9F558-A | | | | | | F | | | | | | |
| DIAPHRAGM ASSY. (ACCELERATOR PUMP) | C4AZ 9B559-A *CM-463 | A | B | C | D | E | F | G | H | J | K | L | M |
| GASKET (FLOAT BOWL) | D4AZ 9561-A *CG-406 | A | B | C | D | E | F | G | H | J | K | L | M |
| GASKET (ECONOMIZER COVER) | B7A 9563-A *CG-234 | A | B | C | D | E | F | G | H | J | K | L | M |
| VALVE KIT (FUEL INLET)-incl. (1) B7A 9569-A gasket and (1) B7AZ 9599-B retainer | D2AZ 9564-A *CV-54-A | A | B | C | D | E | F | G | H | J | K | L | M |
| VALVE ASSY. (FUEL ENRICHMENT) | 9A565 | | | | | | | | | | | | |
| Identified by color "Black"-service kit incl. (1) B7A 9563-A gasket, (1) C2AZ 9A588-B gasket Tag codes D3TF-DD, DE, MC, MD, ME, UA, VA, XA | D5AZ 9A565-A *CE-106 | A | | | D | | | | | | | L | M |
| Identified by color "Green"-service kit incl. (1) B7A 9563-A gasket, (1) C2AZ 9A588-B gasket-tag code D3TF-SA | D50Z 9A565-A *CE-139 | | | | | | F | | | | | | |
| Identified by color "Blue"-service pkg. incl. (1) B7A 9563-A gasket, (1) C2AZ 9A588-B gasket | D5TZ 9A565-A *CE-110 | | B | C | | E | | | H | J | | | |
| Identified by color "Pink"-service pkg. incl. (1) B7A 9563-A gasket, (1) C2AZ 9A588-B gasket Tag codes D3PF-KA, KD | D3AZ 9A565-B *CE-101 | | | | | | | G | | | K | | |

NOTICE: When the parts list suffix is shown in the quantity required column, the quantity is one (1).

| DESCRIPTION/RESTRICTIONS | PART NUMBER | CARB. PARTS LISTS 30A THRU 30M | | | | | | | | | | | | |
|--|---------------------------|--------------------------------|---|---|---|---|---|---|---|---|---|---|---|--|
| | | A | B | C | D | E | F | G | H | J | K | L | M | |
| ROD (CHOKE DIAPHRAGM CONTROL)- tag code D3TF-MC | D2AZ 95567-C | | | | | | F | | | | | | | |
| Ring (choke diaphragm control rod to vacuum break control assy.)-retaining-1/8"-tag code D3TF-MC | 377918-58B (XX-14-F) | | | | | | F | | | | | | | |
| GASKET (FUEL INLET NEEDLE SEAT) | ★ B7A 9569-A | A | B | C | D | E | F | G | H | J | K | L | M | |
| SPRING (FLOAT DAMPENER) | C3AZ 9F570-A | | B | | | | | | | | | | | |
| HOUSING ASSY. (CHOKE) | 9A575 | | | | | | | | | | | | | |
| Tag codes D3TF-DD, MD, ME Tag code D4TE-JA Tag code D4PE-BGA | D3TZ 9A575-C *CC-80 | A | B | C | D | E | F | | H | | | | | |
| | D4PZ 9A575-N *CC-155 | | | | | | | | | J | | | | |
| Tag codes D3TF-MC, SA, UA | D3TZ 9A575-H *CC-83 | | | | | | F | | | | | | | |
| Tag codes D3TF-DE, VA | D3TZ 9A575-J *CC-8?27 | | | | | | F | G | | | | | M | |
| Tag codes D3PF-KA, KD, D3TF-XA | D3TZ 9A575-K *CC-88 | | | | | | F | | | | K | L | | |
| Screw & washer (housing to main body)- fill. hd.-No. 8-32 x 1 3/4" | 378547-S7-8 (BB-61-B) | 3 | 3 | 3 | 3 | 3 | 3 | 3 | 3 | 3 | 3 | 3 | 3 | |
| VALVE (ACCELERATOR PUMP CHECK)- plastic | C4AZ 9576-A *CM-825 | A | B | C | D | E | F | G | H | J | K | L | M | |
| SCREW (PUMP DISCHARGE NOZZLE) | C0AZ 9577-A *CM-607 | A | B | C | D | E | F | G | H | J | K | L | M | |
| Washer-flat (buna coated aluminum)-1/4" | 374370-S (XX-94-A) | | | | | | | G | | | | | | |
| LEVER (FAST IDLE CAM) | C4AZ 9F577-B *CM-492 | A | B | C | D | E | F | G | H | J | K | L | M | |
| SPRING (FAST IDLE ADJUSTING SCREW)- 13/64" I.D. x 37/64" long-4 1/2 coils | B8A 9578-B *CM-609 | A | B | C | D | E | F | G | H | J | K | L | M | |
| Screw (normal idle adjusting)-special hex. hd. slotted-No. 10-32 x 1" | 355107-S7 (BB-536) | A | B | C | D | E | F | G | H | J | K | L | M | |
| Idle adjusting needle | ★ 40 9578 | 2 | 2 | 2 | 2 | 2 | 2 | 2 | 2 | 2 | 2 | 2 | 2 | |
| Feet idle adjusting screw | | A | B | C | D | E | F | G | H | J | K | L | M | |
| LEVER and SHAFT ASSY. (THROTTLE) | 9581 | | | | | | | | | | | | | |
| Tag codes D3TF-DD, DE | D2TZ 9581-J *CM-1064-B | A | B | | | | F | | | | | | | |
| | D2TZ 9581-H *CM-1063-B | | | C | | E | | | | | | | | |
| Tag codes D3PF-KA, KD, D3TF-MC, MD, ME, SA, UA, XA | D2TZ 9581-F *CM-1529 | | | | D | | F | | | | | | | |
| Tag code D3TF-VA | D2TZ 9581-G *CM-1528 | | | | | | F | | | | | | | |
| | D4TZ 9581-C *CM-1822 | | | | | | | | | J | K | L | | |
| | D4TZ 9581-D *CM-1823 | | | | | | | G | | | | | M | |
| | D4TZ 9581-B *CM-1812 | | | | | | | | H | | | | | |
| PLATE (THROTTLE) | C4MY 9585-A | 2 | 2 | 2 | 2 | 2 | 2 | | | | | | | |
| | D4MY 9585-A *CM-1805 | | | | | | | 2 | 2 | 2 | 2 | 2 | 2 | |
| Screw (throttle plate)-fillister head- No. 5-40 x 3/8" | 383253-S2 (BB-4-Z) | 4 | 4 | 4 | 4 | 4 | 4 | 4 | 4 | 4 | 4 | 4 | 4 | |
| BRACKET (THROTTLE EMISSION CONTROL SOLENOID) | C9AZ 9J586-A | | | C | D | | F | G | | | K | L | M | |

1973/79
TRUCK SERIES 100/500

FORD 2/B CARB. 8 CYL. - 5.9L (360 C.I.D.),
6.4L (390 C.I.D.)

| DESCRIPTION/RESTRICTIONS | PART NUMBER | CARB. PARTS LISTS 30A THRU 30M | | | | | | | | | | | | |
|---|------------------------------------|--------------------------------|---|---|---|---|---|---|---|---|---|---|---|--|
| | | A | B | C | D | E | F | G | H | J | K | L | M | |
| SPRING (CHOKE CONTROL)-51/64" O.D. x 1" long | D0AZ 9587-A *CM-1271 | A | B | C | D | E | F | G | H | J | K | L | M | |
| GASKET (ECONOMIZER) | C2AZ 9A588-B *CM-533 | A | B | C | D | E | F | G | H | J | K | L | M | |
| CAM ASSY. (FAST IDLE) | D5AZ 9597-A *CM-2105 | A | B | C | D | E | F | G | H | J | K | L | M | |
| Retainer (fast idle cam)-"C" washer | 351825-S (XX-9) | 2 | 2 | 2 | 2 | 2 | 2 | 2 | 2 | 2 | 2 | 2 | 2 | |
| Screw (fast idle cam)-hex. hd.-No. 6-32 x 11/16" | 372307-S (BB-527) | A | B | C | D | E | F | G | H | J | K | L | M | |
| RETAINER (FLOAT LEVER SHAFT) | D2AZ 9599-A *CM-1469 | A | B | C | D | E | F | G | H | J | K | L | M | |
| ROD (CHOKE CONTROL) | D0AZ 9A599-B *CM-1066 | A | B | C | D | E | F | G | H | J | K | L | M | |
| Ring (rod to shaft) | 377918-S8B (XX-14-F) | A | B | C | D | E | F | G | H | J | K | L | M | |
| SPRING (ACCELERATOR PUMP LEVER RETURN) | D4AZ 9636-A *CM-1527-A | A | B | C | D | E | F | G | H | J | K | L | M | |
| SHAFT and LEVER ASSY. (CHOKE HOUSING) | D2AZ 9A753-A *CM-1510 | A | B | C | D | E | F | G | H | J | K | L | M | |
| LEVER (CHOKE THERMOSTAT) Tag codes D3PF-KA, KD, D3TF-DD, DE, MD, ME, SA, UA, VA, XA | D3AZ 9A754-D | A | B | C | D | | F | G | | | K | L | M | |
| Tag code D3TF-MC | D1AZ 9A754-C | | | | | E | F | | H | J | | | | |
| CLIP (ACCELERATOR PUMP LINK ROD) | D2AZ 9825-A *CM-1695 | A | B | C | D | E | F | G | H | J | K | L | M | |
| CLAMP (THERMOSTATIC CHOKE HOUSING) | D3AZ 9842-A *CM-1742 | A | B | C | D | E | F | G | H | J | K | L | M | |
| Screw (clamp housing)-No. 8-32 x 1/2" | 31061-S8(U-50) | 3 | 3 | 3 | 3 | | 3 | 3 | 3 | 3 | 3 | 3 | 3 | |
| HOUSING KIT (THERMOSTATIC CHOKE) | 9848 | | | | | | | | | | | | | |
| Identified by letters "TP"-incl. (1) D1AZ 9871-A gasket Tag codes D3TF-DD, MC | D3AZ 9848-B *CM-1740 | A | B | C | D | E | | | H | J | | | | |
| Identified by letters "2BP", "2AP", "2CP", "T2DP"-incl. (1) D1AZ 9871-A gasket-tag codes C3PF-KA, KD, D3TF-DE, MD, ME, SA, UA, VA, XA | D4TZ 9848-A *CM-1809 | | | | | | F | G | | | K | L | M | |
| BUSHING (CHOKE THERMOSTAT LEVER) | C8AZ 9851-A *CM-751 | A | B | C | D | E | F | G | H | J | K | L | M | |
| GASKET (THERMOSTATIC CHOKE CONTROL) | B8A 9853-A *CG-93 | A | B | C | D | E | F | G | H | J | K | L | M | |
| SOLENOID ASSY. (THROTTLE EMISSION CONTROL) | D2AZ 9D856-E | | | C | D | | F | G | | | K | L | M | |
| Nut (throttle emission control solenoid)-7/16"-20 hex. | 45219-S (M-173) | | | C | D | | F | G | | | K | L | M | |
| SHIELD (CHOKE THERMOSTAT) | 9861 | | | | | | | | | | | | | |
| Tag codes D3PF-KA, KD, D3TF-DD, DE, MD, ME, SA, UA, VA, XA | D5ZZ 9861-A | A | B | C | D | | F | | | | | | | |
| Tag code D3TF-MC | C9ZZ 9861-A | | | | | E | F | | H | J | | | | |
| Screw (shield to choke housing)-hex. hd.-No. 8-32 x 9/16" | D4AZ 9861-A 376262-S (UU-52-AJ) | A | B | C | D | E | F | G | 2 | 2 | K | L | M | |
| GASKET (THERMOSTATIC CHOKE HOUSING) | D1AZ 9871-A *CG-317 | A | B | C | D | E | F | G | H | J | K | L | M | |

NOTICE: When the parts list suffix is shown in the quantity required column, the quantity is one (1).

FORD 2/B CARB. 8 CYL. - 5.9L (360 C.I.D.),
 6.4L (390 C.I.D.)

1973/79

SECTION 95.30 5

TRUCK SERIES 100/500

| DESCRIPTION/RESTRICTIONS | PART NUMBER | CARB. PARTS LISTS 30A THRU 30M | | | | | | | | | | | | |
|--|----------------------------|--------------------------------|---|---|---|---|---|---|---|---|---|---|---|---|
| | | A | B | C | D | E | F | G | H | J | K | L | M | |
| COVER (ECONOMIZER VALVE)-service pkg. incl. (4) 43251-S8 screw and washer | C8AZ 9930-A *CM-728 | | | | | | | | | | | | | |
| Screw & washer (economizer valve cover to main body)-fill. head-drilled-No. 8-32 x 5/8" | 357136-S (BB-56) | 4 | 4 | 4 | 4 | 4 | 4 | 4 | 4 | 4 | 4 | 4 | 4 | 4 |
| VALVE ASSY. (CHOKE DELAY) Tag code D3TF-MC | D3AZ 12A091-A *DY-116-A | | | | D | | | F | | | | | | |

1973/79
TRUCK SERIES 100/500

FORD 2/B CARB. 8 CYL. - 5.9L (360 C.I.D.),
6.4L (390 C.I.D.)

| DESCRIPTION/RESTRICTIONS | PART NUMBER | CARB. PARTS LISTS 30N THRU 30Z | | | | | | | | | | | | |
|---|----------------------------|--------------------------------|---|---|----|----|---|---|----|----|----|---|---|--|
| | | N | P | Q | R | S | T | U | V | W | X | Y | Z | |
| GASKET SET—refer to carburetor identification chart— Section 95 | 9502 | | | | | | | | | | | | | |
| TUNE UP KIT—refer to carburetor identification chart— Section 95 | 9A586 | | | | | | | | | | | | | |
| Screw & washer (horn and plug to main body)— fill. head—No. 10-32 x 5/8" | 43256-S8 (U-77-F) | 4 | 4 | 4 | 4 | 4 | 4 | 6 | 6 | 6 | 6 | 6 | 6 | |
| Screw (to adjust trans. kickdown)—hex. head— No. 10-32 x 1" Tag code D4PE-BFA, BFB, D4TE-BKA | 379622-S7-8 (UU-52-M) | N | P | | | | | | V | W | | Y | Z | |
| SPRING (TRANSMISSION KICKDOWN CONTROL LEVER RETRACTING)—1 1/32" dia. x 2" long— 14 3/4 coils Tag codes D4TE-BCA, BKA | D1AZ 7B146-A | | P | | | | | | †V | †W | | Y | Z | |
| Screw (adjust transmission kickdown)— No. 10-32 x 1.00 hex. head | 379622-S8(UU-52M) | | P | | | | | | V | W | | Y | Z | |
| LIMITER (IDLE ADJUSTING NEEDLE) | C7AZ 9J500-B *CM-747 | 2 | 2 | 2 | †2 | †2 | 2 | 2 | †2 | †2 | †2 | 2 | 2 | |
| SEAL (FAST IDLE ROD)—(nylon)— 3/64" thick x 7/16" wide x 29/32" long— with 9/16" dia. hole | C7AZ 9B501-A | N | P | Q | R | S | T | U | V | W | X | Y | Z | |
| Ball (accel. pump discharge valve)—steel—3/16" | 371350-S (AA-4) | | | Q | | | | U | V | W | X | Y | Z | |
| WEIGHT (PUMP DISCHARGE BALL) | C9AZ 9B511-A *CM-1126 | N | P | Q | R | S | T | U | V | W | X | Y | Z | |
| CONTROL ASSY. (VACUUM BREAK) | 9S514 | | | | | | | | | | X | | | |
| R/b D8ZZ 9S514-A(8/79) Tag code D5TE-AUA Tag code D5TE-BDA Tag code D5TE-BEA | ★ D5TZ 9S514-B *CK-1990 | | | | | | | U | | W | | Y | Z | |
| Tag code D5TE-AUB | D5AZ 9S514-D *CK-1989 | | | | | | | V | | W | | | | |
| Tag code D5TE-BDB | D8AZ 9S514-G *CK-1989-A | | | | | | | | | | | Y | Z | |
| Tag code D5TE-BEB | | | | | | | | | | | | | | |
| Screw (vacuum break control to carburetor)— No. 8-18 x 1/2" | 381797-S2(UU-89-J) | | | | | | | 2 | 2 | 2 | 2 | 2 | 2 | |
| ROD (FLOAT BOWL VENT) | 9A515 | | | | | | | | | | | | | |
| | D2AZ 9A515-A *CM-1470 | N | P | Q | R | | | | | | | | | |
| | D5AZ 9A515-B *CM-2281 | | | | | | | U | V | W | X | Y | Z | |
| BRACKET (FLOAT BOWL VENT) | 9E520 | | | | | | | | | | | | | |
| | D4AZ 9E520-A | N | P | Q | R | | | | | | | | | |
| | D5AZ 9E520-A | | | | | | | U | V | W | X | Y | Z | |
| DASHPOT and SOLENOID ASSY. | D5TZ 9S520-A *CD-21 | | | | | | | U | | | †X | | | |

NOTICE: When the parts list suffix is shown in the quantity required column, the quantity is one (1).

FORD 2/B CARB. 8 CYL. - 5.9L (360 C.I.D.),
6.4L (390 C.I.D.)

1973/79
TRUCK SERIES 100/500

SECTION 95.30 7

| DESCRIPTION/RESTRICTIONS | PART NUMBER | CARB. PARTS LISTS 30N THRU 30Z | | | | | | | | | | | | |
|---|--------------------------|--------------------------------|---|---|---|---|---|---|---|---|---|---|---|---|
| | | N | P | Q | R | S | T | U | V | W | X | Y | Z | |
| SUPPORT ASSY. (BOOSTER VENTURI) | | 9A523 | | | | | | | | | | | | |
| Tag codes D4PE-PA, D4TE-BCA, D4PE-BFA, BFB | D4PZ 9A523-A *CM-1879 | | | Q | | S | T | | | | | | | |
| Tag code D4TE-BKA | D4TZ 9A523-K *CM-2080 | | | | | S | | | | | | | | |
| Tag code D4PE-ZA | D4TZ 9A523-D *CM-1876 | | | | R | | | | | | | | | |
| Tag code D4TE-BAA | D4TZ 9A523-H *CM-1992 | N | | | R | | | | | | | | | |
| Tag code D4PE-BEA | D4PZ 9A523-K *CM-2852 | | | | R | | | | | | | | | |
| | D4TZ 9A523-M *CM-2079 | | P | | | | | | | | | | | |
| | D5TZ 9A523-G *CM-2294 | | | | | | | | | | | X | | |
| | D5TZ 9A523-E *CM-2172 | | | | | | | | | | W | | Y | |
| Tag code D5TE-BEA | D5AZ 9A523-A *CM-2099 | | | | | | | | | | | | | Z |
| | D5TZ 9A523-A *CM-2176 | | | | | | | | U | | | | | |
| Tag code D5TE-BEB | D5UZ 9A523-A *CM-2250 | | | | | | | | | V | | | | Z |
| Ball (accel. pump discharge valve)-steel-3/16" | 371350-S(AA-4) | N | P | Q | R | S | T | U | V | W | X | Y | Z | |
| ROD (CHOKE PULL DOWN) | D5AZ 9E524-A *CM-2082 | | | | | | | U | V | W | X | Y | Z | |
| Ring 1/8" retaining | 377918-S8B(XX-14F) | | | | | | | U | V | W | X | Y | Z | |
| SCREEN (FUEL FILTER) | C4AZ 9F525-A | N | P | Q | R | S | T | U | V | W | X | Y | Z | |
| COVER ASSY. (ACCELERATOR PUMP) | D2AZ 9528-A *CM-648-B | N | P | Q | R | S | T | | | | | | | |
| | D5AZ 9528-A *CM-2170 | | | | | | | U | V | W | X | Y | Z | |
| Screw (cover to carb.)-hex. hd.-No. 8-32 x 9/16" | 376262-S (UU-52-AJ) | 4 | 4 | 4 | 4 | 4 | 4 | 4 | 4 | 4 | 4 | 4 | 4 | 4 |
| ROD (FAST IDLE CAM) | C3AZ 9D530-A | N | P | Q | R | S | T | U | V | W | X | Y | Z | |
| JET (MAIN METERING) | | 9533 | | | | | | | | | | | | |
| No. 57F | C30Z 9533-A *CJ-129 | 2 | 2 | | | | | 2 | | 2 | | 2 | | |
| Tag code D4PE-ZA | | | | | 2 | | | | | | | | | |
| No. 58 | C3GY 9533-A *CJ-144 | | | | | | | | | | | 2 | | |
| No. 54F | C3GY 9533-C *CJ-146 | | | 2 | | 2 | 2 | | | | | | | |
| No. 56F | C3GY 9533-D *CJ-147Z | | | | | | | | | 2 | | | | 2 |
| Tag code D4PE-BEA, D4TE-BAA | | | | | 2 | | | | | | | | | |
| GASKET (BOOSTER VENTURI SUPPORT) | | B8AZ 9A536-A | | | | | | | | | | | | |
| LEVER (FAST IDLE ADJUSTING)- incl. (1) 40-9578 spring and (1) 382008-S screw | D2AZ 9538-A *CM-1509 | N | P | Q | R | S | T | U | V | W | X | Y | Z | |
| Nut (lever to throttle shaft)-hex.-No. 10-32 | 34079-S7 (M-163) | N | P | Q | R | S | T | U | V | W | X | Y | Z | |
| Lockwasher-No. 10 | 34803-S8 (X-60) | N | P | Q | R | S | T | U | V | W | X | Y | Z | |
| NEEDLE (IDLE ADJUSTING) | C9AZ 9541-A *CM-955 | 2 | 2 | 2 | 2 | 2 | 2 | 2 | 2 | 2 | 2 | 2 | 2 | 2 |

1973/79
TRUCK SERIES 100/500

FORD 2/B CARB. 8 CYL. - 5.9L (360 C.I.D.),
6.4L (390 C.I.D.)

| DESCRIPTION/RESTRICTIONS | PART NUMBER | CARB. PARTS LISTS 30N THRU 30Z | | | | | | | | | | | |
|---|----------------------------|--------------------------------|---|---|---|---|---|---|---|---|---|---|---|
| | | N | P | Q | R | S | T | U | V | W | X | Y | Z |
| ROD (ACCELERATOR PUMP LINK TO OVERTRAVEL LEVER) | 9B542 | | | | | | | | | | | | |
| | D4AZ 9B542-A *CM-1810 | | | Q | R | S | T | | | | | | |
| | D2AZ 9B542-B *CM-1526-A | N | P | | | | | | | | | | |
| | D5AZ 9B542-A *CM-2088 | | | | | | | U | V | W | X | Y | Z |
| PLATE (CHOKE) | D0AZ 9545-A *CM-1061 | N | P | Q | R | S | T | U | V | W | X | Y | Z |
| Screw (choke plate)-hex. hd.-No. 6-32 x 5/16" | 375016-S2 (UU-52-AK) | 2 | 2 | 2 | 2 | 2 | 2 | 2 | 2 | 2 | 2 | 2 | 2 |
| SHAFT and LEVER ASSY. (CHOKE) | D0AZ 9546-A *CM-1088 | N | P | Q | R | S | T | | | | | | |
| SHAFT (CHOKE) | D5AZ 9547-A *CM-2089 | | | | | | | U | V | W | X | Y | Z |
| DIAPHRAGM and RETAINER ASSY- (CHOKE CONTROL) | D0AZ 9J549-C *CK-1283 | N | P | Q | R | S | T | | | | | | |
| Screw (diaphragm and retainer)-allen hd.-No. 8-32 x 7/16" | 358544-S (UU-28-C) | N | P | Q | R | S | T | | | | | | |
| FLOAT ASSY. | D4AZ 9550-A *CM-1062-A | N | P | Q | R | S | T | U | V | W | X | Y | Z |
| LEVER (CHOKE SHAFT) | 9551 | | | | | | | | | | | | |
| | D4TZ 9551-A *CM-1859 | | | | R | S | T | | | | | | |
| | D4AZ 9551-A *CM-1091-A | N | P | Q | | | | U | V | W | X | Y | Z |
| Screw & lockwasher assy. (choke shaft lever)-No. 6-32 x 3/8" | 50802-S7(U-150) | N | P | Q | R | S | T | U | V | W | X | Y | Z |
| PLATE (AIR DISTRIBUTION) | D0AZ 9F553-A | N | P | Q | R | S | T | | | | | | |
| LEVER (CHOKE CONTROL DIAPHRAGM) | D1AZ 9J553-A | | | Q | R | S | T | | | | | | |
| COVER (CHOKE CONTROL DIAPHRAGM) | D0AZ 9J554-A | N | P | Q | R | S | T | | | | | | |
| Screw (cover-choke diaphragm)-hex. hd.-No. 8-32 x 9/16" | 376262-S (UU-52-AJ) | 3 | 3 | 3 | 3 | 3 | 3 | | | | | | |
| SHAFT (FLOAT LEVER) | B8A 9558-A *CM-183 | N | P | Q | R | S | T | U | V | W | X | Y | Z |
| DIAPHRAGM ASSY. (ACCELERATOR PUMP) | 9B559 | | | | | | | | | | | | |
| | C4AZ 9B559-A *CM-463 | N | P | Q | R | S | T | | | | | | |
| | D5AZ 9B559-A *CM-2092 | | | | | | | U | V | W | X | Y | Z |
| SPRING (FLOAT BOWL VENT ROD) | 9560 | | | | | | | | | | | | |
| | D2AZ 9560-B *CM-1471 | N | P | Q | R | | | | | | | | |
| | D5AZ 9560-A *CM-2084 | | | | | | | U | V | W | X | Y | Z |
| GASKET (FLOAT BOWL) | 9561 | | | | | | | | | | | | |
| R/b D4AZ 9561-A(2/78) | D4AZ 9561-A *CG-406 | N | P | Q | R | S | T | | | | | | |
| | D7AZ 9561-A *CG-498 | | | | | | | U | V | W | X | Y | Z |
| GASKET (ECONOMIZER COVER) | B7A 9563-A *CG-234 | N | P | Q | R | S | T | U | V | W | X | Y | Z |
| VALVE KIT (FUEL INLET) - incl. (1) B7A 9569-A gasket and (1) B7AZ 9599-B retainer | D2AZ 9564-A *CV-54-A | N | P | Q | R | S | T | U | V | | | | |
| Incl. (1) D2AZ 9599-A retainer and (1) D4AZ 9E845-A gasket-r/b. D8AZ 9564-A(8/79) | ★ D5AZ 9564-D *CV-99 | | | | | | | | | W | X | Y | Z |

NOTICE: When the parts list suffix is shown in the quantity required column, the quantity is one (1).

| DESCRIPTION/RESTRICTIONS | PART NUMBER | CARB. PARTS LISTS 30N THRU 30Z | | | | | | | | | | | | |
|---|----------------------------|--------------------------------|---|---|---|---|---|---|---|---|---|---|-----|--|
| | | N | P | Q | R | S | T | U | V | W | X | Y | Z | |
| VALVE ASSY. (FUEL ENRICHMENT) 9A565 | | | | | | | | | | | | | | |
| Identified by color "Black"--service kit incl. (1) B7A 9563-A gasket, (1) C2AZ 9A588-B gskt. Tag code D4TE-BCA | D5AZ 9A565-A *CE-106 | | P | | | | | | | V | | | | |
| Identified by color "Green"--service kit incl. (1) B7A 9563-A gasket, (1) C2AZ 9A588-B gasket Tag code D4TE-BKA, D4PE-BFA, BFB | D50Z 9A565-A *CE-109 | N | | | R | | | | U | | W | X | Y Z | |
| Identified by color "Pink"--service pkg. incl. (1) B7A 9563-A gasket, (1) C2AZ 9A588-B gasket Tag code D4PE-PA | D3AZ 9A565-B *CE-101 | | | Q | | | | T | | | | | | |
| GASKET (FUEL INLET NEEDLE SEAT) | ★ B7A 9569-A | N | P | Q | R | S | T | | | | | | | |
| SPRING (FLOAT DAMPENER) | C3AZ 9F570-A | N | | | | | | | U | V | W | X | Y Z | |
| HOUSING ASSY. (CHOKE) 9A575 | | | | | | | | | | | | | | |
| Tag code D4TE-BAA | D3TZ 9A575-J *CC-8?27 | N | | Q | R | | | | | | | | | |
| Tag code D4PE-ZA Tag code D4PE-PA | D3TZ 9A575-K *CC-88 | | P | | R | | | S | | | | | | |
| Tag code D4PE-BEA | D4PZ 9A575-L *CC-175 | | | | R | | | | | | | | | |
| Tag codes D4TE-BCA, BKA | D4TZ 9A575-A *CC-94 | | | | | | | S | | | | | | |
| Tag code D4PE-BFA, BFB | D4PZ 9A575-M *CC-154 | | | | | | | S | | | | | | |
| | D3TZ 9A575-C *CC-80 | | | | | | | | T | | | | | |
| | D5TZ 9A575-B *CC-99 | | | | | | | | U | V | W | X | Y Z | |
| Connector 3/8-24 X 1/4 | 386009-58(II-28T) | | | | | | | | U | V | W | X | Y Z | |
| Screw & washer (housing to main body)- fill. hd.-No. 8-32 x 1 3/4" | 378547-57-8(BB-61-B) | 3 | 3 | 3 | 3 | 3 | 3 | 3 | 3 | 3 | 3 | 3 | 3 | |
| VALVE (ACCELERATOR PUMP CHECK)- plastic | C4AZ 9576-A *CM-825 | N | P | Q | R | S | T | U | V | W | X | Y | Z | |
| SCREW (PUMP DISCHARGE NOZZLE) 9577 | | | | | | | | | | | | | | |
| | C0AZ 9577-A *CM-607 | N | P | Q | R | S | T | | | | | | | |
| | D5AZ 9577-A *CM-2091 | | | | | | | | U | V | W | X | Y Z | |
| Washer 1/4" flat (buna coated aluminum) | 374370-5(XX-94A) | | | | | | | | U | V | W | X | Y Z | |
| LEVER (FAST IDLE CAM) Tag codes D4PE-ZA, D4TF-BAA | C4AZ 9F577-B *CM-492 | N | P | Q | R | S | T | | | | | | | |
| R/b D5PZ 9A753-A | ★ D5DZ 9F577-A *CM-2090 | | | | | | | | V | W | X | Y | Z | |
| Screw (lever adjusting) No. 6-32 X .75" hex head | 327307-S(BB-527) | N | P | Q | R | S | T | U | V | W | X | Y | Z | |
| SPRING (FAST IDLE ADJUSTING SCREW)- 13/64" I.D. x 37/64" long-4 1/2 coils | B8A 9578-B *CM-609 | N | P | Q | R | S | T | U | V | W | X | Y | Z | |
| Screw (normal idle adjusting)-special hex. hd. slotted-No. 10-32 x 1" | 355107-S7 (BB-536) | N | P | Q | R | S | T | U | V | W | X | Y | Z | |
| Idle adjusting needle | ★ 40 9578 | 2 | 2 | 2 | 2 | 2 | 2 | 2 | 2 | 2 | 2 | 2 | 2 | |
| Fast idle adjusting screw | | N | P | Q | R | S | T | U | V | W | X | Y | Z | |

1973/79
TRUCK SERIES 100/500

FORD 2/B CARB. 8 CYL. - 5.9L (360 C.I.D.),
6.4L (390 C.I.D.)

| DESCRIPTION/RESTRICTIONS | PART NUMBER | CARB. PARTS LISTS 30N THRU 30Z | | | | | | | | | | | |
|---|---------------------------|--------------------------------|---|---|---|----|---|---|---|----|----|---|---|
| | | N | P | Q | R | S | T | U | V | W | X | Y | Z |
| NOTE: † Not a part of service carburetor | | | | | | | | | | | | | |
| LEVER and SHAFT ASSY. (THROTTLE) 9581 | | | | | | | | | | | | | |
| | D4TZ 9581-C *CM-1822 | | | Q | | | | | | | | | |
| Tag code D4TE-BAA | D4TZ 9581-D *CM-1823 | N | | | R | | | | | | | | |
| Tag code D4PE-BEA, ZA Tag codes D4PE-BFA, BFB D4TE-BCA, BKA | D4UZ 9581-B *CM-1878 | | P | | R | | | S | | | | | |
| Tag code D4PE-PA | D2TZ 9581-H *CM-1063-B | | | | | S | T | | | | | | |
| | D5TZ 9581-B *CM-2113 | | | | | | | | V | W | | Y | Z |
| | D5TZ 9581-A *CM-2112 | | | | | | | U | | | X | | |
| PLATE (THROTTLE) 9585 | | | | | | | | | | | | | |
| | D4MY 9585-A | 2 | 2 | 2 | 2 | 2 | 2 | | | | | | |
| | D5AZ 9585-A *CM-2095 | | | | | | | | 2 | 2 | 2 | 2 | 2 |
| Screw (throttle plate)-fillister head- No. 5-40 x 3/8" | 383253-S2(BB-4-Z) | 4 | 4 | 4 | 4 | 4 | 4 | | | | | | |
| Screw (throttle plate) hex washer head #5-40 X 9/32" | 386022-S2 (BB-908) | | | | | | | | 4 | 4 | 4 | 4 | 4 |
| BRACKET (THROTTLE EMISSION CONTROL SOLENOID)-tag code D4TE-BAA Tag codes D4TE-BCA, BKA | C9AZ 9J586-A | N | P | Q | | †R | | | | †V | †W | Y | Z |
| Screw & lockwasher assy. (bracket to carburetor)-pan head-No. 10-32 x 1/2" Tag code D4TE-BAA Tag codes D4TE-BCA, BKA | 50810-S8(U-158) | | | Q | | †R | | | | V | W | Y | Z |
| SPRING (CHOKE CONTROL)-51/64" O.D. x 1" long | D0AZ 9587-A *CM-1271 | N | P | Q | R | S | T | | | | | | |
| GASKET (ECONOMIZER) | C2AZ 9A588-B *CM-533 | N | P | Q | R | S | T | U | V | W | X | Y | Z |
| CAM ASSY. (FAST IDLE) | D5AZ 9597-A *CM-2105 | N | P | Q | R | S | T | U | V | W | X | Y | Z |
| Retainer (fast idle cam) - "C" washer | 351825-S (XX-9) | 2 | 2 | 2 | 2 | 2 | 2 | 2 | 2 | 2 | 2 | 2 | 2 |
| Screw (fast idle cam)-hex. hd.-No. 6-32 x 11/16" | 372307-S (BB-527) | N | P | Q | R | S | T | U | V | W | X | Y | Z |
| RETAINER (FLOAT LEVER SHAFT) | D2AZ 9599-A *CM-1469 | N | P | Q | R | S | T | U | V | W | X | Y | Z |
| ROD (CHOKE CONTROL) | D0AZ 9A599-B *CM-1066 | N | P | Q | R | S | T | U | V | W | X | Y | Z |
| Ring (rod to shaft) | 377918-S8B (XX-14-F) | N | P | Q | R | S | T | U | V | W | X | Y | Z |
| SPRING (ACCELERATOR PUMP LEVER) RETURN) | D4AZ 9636-A *CM-1527-A | N | P | Q | R | S | T | U | V | W | X | Y | Z |
| SHAFT & LEVER ASSY. (CHOKE HOUSING) 9A753 | | | | | | | | | | | | | |
| Tag codes D4PE-ZA, D4TE-BAA | D2AZ 9A753-A *CM-1510 | N | P | Q | | R | S | T | | | | | |
| Tag code D4PE-BEA | D7PZ 9A753-A *CM-2592 | | | | R | | | | U | V | W | X | Y |
| LEVER (CHOKE THERMOSTAT) | D3AZ 9A754-D | N | P | Q | R | S | | | U | V | W | X | Y |
| | D1AZ 9A754-C | | | | | | T | | | | | | |
| "C" washer (att. choke lever) | 353862-S8(XX-10) | N | P | Q | R | S | T | U | V | W | X | Y | Z |
| CLIP (ACCELERATOR PUMP LINK ROD) | D2AZ 9825-A *CM-1695 | | | Q | R | S | T | U | V | W | X | Y | Z |
| CLAMP (THERMOSTATIC CHOKE HOUSING) Tag codes D4PE-BEA, D4TE-BAA Tag codes D4TE-BCA, BKA, D4PE-BFA, BFB | D3AZ 9842-A *CM-1742 | N | P | Q | | | | T | U | V | W | X | Y |
| Screw (clamp housing)-No. 8-32 x 1/2" | 31061-S8(U-50) | 3 | 3 | 3 | 3 | 3 | 3 | 3 | 3 | 3 | 3 | 3 | 3 |

NOTICE: When the parts list suffix is shown in the quantity required column, the quantity is one (1).

| DESCRIPTION/RESTRICTIONS | PART NUMBER | CARB. PARTS LISTS 30N THRU 30Z | | | | | | | | | | | | |
|---|-----------------------------------|--------------------------------|---|---|---|---|---|---|---|----|----|---|---|---|
| | | N | P | Q | R | S | T | U | V | W | X | Y | Z | |
| NOTE: † Not a part of service carburetor | | | | | | | | | | | | | | |
| SHIELD (FUEL INLET SEAT) | D4AZ 9E845-A | | | | R | S | T | U | V | W | X | Y | Z | |
| HOUSING KIT (THERMOSTATIC CHOKE) | 9848 | | | | | | | | | | | | | |
| Identified by letters "2CP" or "T2DP" - incl. (1)-D1AZ 9871-A gasket - tag code D4PE-BEA, D4TE-BAA Tag codes D4PE-BFA, BFB D4TE-BCA, BKA | D4TZ 9848-A *CM-1809 | N | P | Q | | | | | | | | | | |
| Identified by letters "TP" - incl. (1) D1AZ 9871-A gasket | D3AZ 9848-B *CM-1740 | | | | | | T | | | | | | | |
| Identified by letters "2FB4" or "2E84" - incl. (1) D1AZ 9871-A gasket | D5AZ 9848-A *CM-2097 | | | | | | | | | | | X | | |
| Identified by letters "2WP" or "T2WP" - incl. (1) D1AZ 9871-A gasket Tag codes D5TE-ZA,ZB Tag code D5TE-BEA | D5TZ 9848-B *CM-2116 | | | | | | | U | | V | | | | Z |
| Identified by letters "2GB4" or "2HB4" - incl. (1) D1AZ 9871-A gasket Tag code D5PE-HA Tag code D5TE-BEB | D50Z 9848-A *CM-2098 | | | | | | | | | V | W | | Y | Z |
| BUSHING (CHOKE THERMOSTAT LEVER) | 9851 | | | | | | | | | | | | | |
| | C8AZ 9851-A *CM-751 | N | P | Q | R | S | T | | | | | | | |
| | D5DZ 9851-A *CM-2096 | | | | | | | U | V | W | X | Y | Z | |
| GASKET (THERMOSTATIC CHOKE CONTROL) | B8A 9853-A *CG-93 | N | P | Q | R | S | T | U | V | W | X | Y | Z | |
| SOLENOID ASSY. (THROTTLE EMISSION CONTROL) (also refer to group 9S520) Tag codes D4TE-BCA, BKA Tag code D4TE-BAA | D2AZ 9D856-E | N | P | Q | | | | | | †V | †W | | Y | Z |
| Nut (throttle emission control solenoid)- 7/16"-20 hex. Tag code D4TE-BAA Tag codes D4TE-BCA, BKA | 45219-S(M-173) | N | P | Q | | | | | | †V | †W | | Y | Z |
| SHEILD (CHOKE THERMOSTAT) | 9861 | | | | | | | | | | | | | |
| Tag code D4PE-ZA, D4TE-BAA | D4AZ 9861-A | | | Q | R | S | | | | | | | | |
| | D5ZZ 9861-A | N | P | | | | | | | | | | | |
| Tag code D4PE-BEA | C9ZZ 9861-A | | | | R | | T | | | | | | | |
| Screw (shield to choke housing)- hex. hd.-No. 8-32 x 9/16" | D5AZ 9861-A 376262-S(UU-52-AJ) | N | P | Q | R | S | T | U | V | W | X | Y | Z | |
| GASKET (THERMOSTATIC CHOKE HOUSING) Tag code D4PE-BEA, D4TE-BAA Tag codes D4PE-BFA, BFB D4TE-BCA, BKA | D1AZ 9871-A *CG-3127 | N | P | Q | | | T | U | V | W | X | Y | Z | |
| COVER (ECONOMIZER VALVE)-service pkg. incl. (4) 43251-S8 screw and washer | C8AZ 9930-A *CM-728 | N | P | Q | R | S | T | U | V | | | | | Z |
| | D5TZ 9930-A *CM-2114 | | | | | | | | | W | X | Y | | |
| Screw & washer (economizer valve cover to main body)-fill. head-drilled-No. 8-32 x 5/8" | 357136-S(BB-56) | 4 | 4 | 4 | 4 | 4 | 4 | 4 | 4 | 4 | 4 | 4 | 4 | 4 |
| CAM (AIR BLEED METERING ROD) | D5AZ 9A965-A *CM-2106 | | | | | | | U | V | W | X | Y | Z | |

1973/79
TRUCK SERIES 100/500

FORD 2/B CARB. 8 CYL. - 5.9L (360 C.I.D.),
6.4L (390 C.I.D.)

| DESCRIPTION/RESTRICTIONS | PART NUMBER | CARB. PARTS LISTS 30AA THRU 30AM | | | | | | | | | | | |
|--|----------------------------|----------------------------------|----|-----|----|----|-----|----|-----|----|----|----|----|
| | | AA | AB | AC | AD | AE | AF | AG | AH | AJ | AK | AL | AM |
| NOTE: † Not a part of service carburetor | | | | | | | | | | | | | |
| GASKET SET—refer to carburetor identification chart— Section 95 | 9502 | | | | | | | | | | | | |
| TUNE UP KIT—refer to carburetor identification chart— Section 95 | 9A586 | | | | | | | | | | | | |
| Screw & washer (horn and plug to main body)— fill. head—No. 10-32 x 5/8" | 43256-S8(U-77-F) | 6 | 6 | 4 | 4 | 6 | 6 | 6 | 6 | | | | |
| SPRING (TRANSMISSION KICKDOWN CONTROL LEVER RETRACTING)—11/32" dia. x 2" long— 14 3/4 coils Tag codes D6TE-SA,TA | D1AZ 7B146-A | | AB | †AC | | | †AF | | †AH | | | | |
| Screw (adjust transmission kickdown)— No. 10-32 x 1.00 hex head Tag codes D6TE-SA,TA | 379622-S8(UU-52-M) | | AB | AC | | | AF | | †AH | | | | |
| LIMITER (IDLER ADJUSTING NEEDLE) | C7AZ 9J500-B *CM-747 | †2 | 2 | †2 | 2 | 2 | †2 | †2 | †2 | | | | |
| SEAL (FAST IDLE ROD)—(nylon)— 3/64" thick x 7/16" wide x 29/32" long— with 9/16" dia. hole | C7AZ 9B501-A | AA | AB | AC | AD | AE | AF | AG | AH | | | | |
| Ball (accel. pump discharge valve)—steel—3/16" | 371350-S(AA-4) | AA | AB | AC | AD | AE | AF | AG | AH | | | | |
| WEIGHT (PUMP DISCHARGE BALL) | C9AZ 9B511-A *CM-1126 | AA | AB | AC | AD | AE | AF | AG | AH | | | | |
| CONTROL ASSY. (VACUUM BREAK) Tag code D5TE-BFA,BFB-r/b D8ZZ 9S514-A(8/79) | ★ D5TZ 9S514-B *CK-1990 | AA | AB | | | AE | AF | | | | | | |
| Tag code D5TE-BYA | D5AZ 9S514-D *CK-1989 | AA | | | | | | AG | | | | | |
| Screw (vacuum break control to carburetor) No. 8-18 x 1/2" | 381797-S2(UU-89-J) | 2 | 2 | | | 2 | 2 | 2 | 2 | | | | |
| ROD (FLOAT BOWL VENT) Tag code D6PE-AMA, ANA, APA | D5AZ 9A515-B *CM-2281 | AA | AB | | | AE | AF | AG | | | | | |
| BRACKET (FLOAT BOWL VENT) Tag code D6PE-AMA, ANA, APA | D5AZ 9E520-A | AA | AB | | | AE | AF | AG | | | | | |
| DASHPOT and SOLENOID ASSY. Tag code D6TE-RA | D5TZ 9S520-A *CD-21 | †AA | | | | | | AG | | | | | |

NOTICE: When the parts list suffix is shown in the quantity required column, the quantity is one (1).

FORD 2/B CARB. 8 CYL. - 5.9L (360 C.I.D.),
6.4L (390 C.I.D.)

1973/79
TRUCK SERIES 100/500

SECTION 95.30 13

| DESCRIPTION/RESTRICTIONS | PART NUMBER | CARB. PARTS LISTS 30AA THRU 30AM | | | | | | | | | | | |
|--|--------------------------|----------------------------------|----|----|----|----|----|----|----|----|----|----|----|
| | | AA | AB | AC | AD | AE | AF | AG | AH | AJ | AK | AL | AM |
| SUPPORT ASSY. (BOOSTER VENTURI) | 9A523 | | | | | | | | | | | | |
| Tag code D5TE-BFA,BFB | D5TZ 9A523-A *CM-2176 | AA | | | | | | | | | | | |
| Tag code D5TE-BYA | D5TZ 9A523-N *CM-2356 | AA | | | | | | | | | | | |
| | D5TZ 9A523-B *CM-2111 | | AB | | | | | | | | | | |
| | D4PZ 9A523-A *CM-1879 | | | AC | AD | | | | | | | | |
| | D5UZ 9A523-A *CM-2250 | | | | | AE | | | | | | | |
| Tag code D5TE-AAA | D5TZ 9A523-L *CM-2251 | | | | | | AF | | | | | | |
| Tag code D5TE-YF,AAF,D6PE-ARA | D5TZ 9A523-P *CM-2349 | | | | | | AF | | | | | | |
| Tag code D6PE-APA, D6TE-SA | D6TZ 9A523-C *CM-2424 | | | | | | | AG | | | | | |
| Tag codes D6PE-AMA, ANA D6TE-RA,TA | D6TZ 9A523-D *CM-2425 | | | | | | | AG | | | | | |
| Tag code D4PE-BUA | D3BZ 9A523-E *CM-1801 | | | | | | | | AH | | | | |
| Tag code D4PE-BVA, BYA, BZA | D4PZ 9A523-U *CM-2853 | | | | | | | | AH | | | | |
| Tag code D4PE-CAA | D4PZ 9A523-Y *CM-2855 | | | | | | | | AH | | | | |
| Tag code D4PE-CBA | D4PZ 9A523-V *CM-2854 | | | | | | | | AH | | | | |
| ROD (CHOKE PULLDOWN) | D5AZ 9E524-A *CM-2082 | AA | AB | | | AE | AF | AG | | | | | |
| Ring | 377918-S8B(XX-14-F) | AA | AB | | | AE | AF | AG | | | | | |
| SCREEN (FUEL FILTER) | C4AZ 9F525-A | AA | AB | AC | AD | AE | AF | AG | AH | | | | |
| COVER ASSY. (ACCELERATOR PUMP) | 9528 | | | | | | | | AH | | | | |
| | D2AZ 9528-A *CM-648-B | | | | | | | | AH | | | | |
| | D5AZ 9528-A *CM-2170 | AA | AB | AC | AD | AE | AF | AG | | | | | |
| Screw (cover to carb.)-hex. hd.-No. 8-32 x 9/16" | 376262-S(UU-52-AJ) | 4 | 4 | 4 | 4 | 4 | 4 | 4 | 4 | | | | |
| ROD (FAST IDLE CAM) | C3AZ 9D530-A | AA | AB | AC | AD | AE | AF | AG | AH | | | | |
| JET (MAIN METERING) | 9533 | | | | | | | | | | | | |
| No. 57F Tag codes D6PE-AMA, ANA, D6TE-RA,TA Tag code D5TE-BFA,BFB Tag code D5TE-ASA | C30Z 9533-A *CJ-129 | | | | 2 | | | | 2 | | | | |
| No. 55F Tag code D6PE-APA, D6TE-SA Tag codes D5TE-AAA, AAF, D6PE-ARA | C3UZ 9533-B *CJ-140 | | | | | | | | 2 | | | | |
| No. 56F Tag code D5TE-BYA Tag code D5TE-YF Tag code D4PE-BYA, BZA Tag code D5PE-SA | C3GY 9533-D *CJ-14727 | | | | | 2 | | | 2 | | | | |
| No. 54F Tag code D4PE-BUA, CAA | C3GY 9533-C *CJ-146 | | | | 2 | | | | | 2 | | | |
| No. 53F Tag code D4PE-BVA | C3DZ 9533-A *CJ-128 | | | | | | | | | 2 | | | |
| No. 52F Tag codes D4PE-CBA | D3UZ 9533-A *CJ-133 | | | | | | | | | 2 | | | |
| GASKET (BOOSTER VENTURI SUPPORT) | B8AZ 9A536-A | AA | AB | AC | AD | AE | AF | AG | AH | | | | |

OCTOBER, 1979

COPYRIGHT © 1979-

FORD MOTOR
COMPANY

-DEARBORN, MICHIGAN

NEW ISSUE

| DESCRIPTION/RESTRICTIONS | PART NUMBER | CARB. PARTS LISTS 30AA THRU 30AM | | | | | | | | | | | | |
|---|---------------------------|----------------------------------|----|-----|----|----|-----|----|----|----|----|----|----|--|
| | | AA | AB | AC | AD | AE | AF | AG | AH | AJ | AK | AL | AM | |
| NOTE: † Not a part of service carburetor | | | | | | | | | | | | | | |
| LEVER (FAST IDLE ADJUSTING)- Incl. (1) 40-9578 spring and (1) 382008-S screw | D2AZ 9538-A *CM-1509 | AA | AB | AC | AD | AE | AF | AG | AH | | | | | |
| Nut (adjusting lever)-No. 10-32-hex | 34079-S7 (M-163) | AA | AB | AC | AD | AE | AF | AG | AH | | | | | |
| Washer (adjusting lever)-No. 10-lock | 34903-S8(X-96) | AA | AB | AC | AD | AE | AF | AG | AH | | | | | |
| NEEDLE (IDLE ADJUSTING) | C9AZ 9541-A *CM-955 | 2 | 2 | 2 | 2 | 2 | 2 | 2 | 2 | | | | | |
| ROD (ACCELERATOR PUMP LINK TO OVERTRAVEL LEVER) | 9B542 | | | | | | | | | | | | | |
| | D4AZ 9B542-A *CM-1810 | | | | | | | | AH | | | | | |
| | D5AZ 9B542-A *CM-2088 | AA | AB | AC | AD | AE | AF | AG | | | | | | |
| PLATE (CHOKE) | D0AZ 9545-A *CM-1061 | AA | AB | AC | AD | AE | AF | AG | AH | | | | | |
| Screw (choke plate)-hex. hd.-No. 6-32 x 5/16" | 375016-S2(UU-52-AK) | 2 | 2 | 2 | 2 | 2 | 2 | 2 | 2 | | | | | |
| SHAFT and LEVER ASSY (CHOKE) | D0AZ 9546-A *CM-1088 | | | AC | AD | | | | AH | | | | | |
| SHAFT (CHOKE) | D5AZ 9547-A *CM-2089 | AA | AB | | | AE | AF | AG | | | | | | |
| DASHPOT ASSY. (THROTTLE) | C8AZ 9B549-A *CD-15 | | | †AC | | | | | | | | | | |
| Nut (dashpot)-7/16"-20-hex. | 45219-S(M-173) | | | †AC | | | | | | | | | | |
| DIAPHRAGM & RETAINER ASSY. (CHOKE CONTROL) | D0AZ 9J549-C *CK-1283 | | | AC | AD | | | | AH | | | | | |
| Screw (choke diaphragm adjusting)-No. 8-32 x 7/16" | 358544-S8(UU-28-C) | | | AC | AD | | | | AH | | | | | |
| FLOAT ASSY. | D4AZ 9550-A *CM-1062-A | AA | AB | AC | AD | AE | AF | AG | AH | | | | | |
| BRACKET (DASHPOT) | D0AZ 9B550-A *CM-1113 | | | †AC | | | | | | | | | | |
| Screw & lock washer (att. brkt)- No. 10-32 x 1/2" | 50810-S8 (U-158) | | | †AC | | | | | | | | | | |
| LEVER (CHOKE SHAFT) | D4AZ 9551-A *CM-1091-A | AA | AB | | | AE | AF | AG | | | | | | |
| | D4TZ 9551-A *CM-1859 | | | AC | AD | | | | AH | | | | | |
| Screw & lockwasher assy. (choke shaft lever)- No. 6-32 x 3/8" | 50802-S7(U-150) | AA | AB | | | AE | †AF | AG | AH | | | | | |
| PLATE (AIR DISTRIBUTION) | D0AZ 9F553-A | | | AC | AD | | | | AH | | | | | |
| LEVER (CHOKE CONTROL) | D1AZ 9J553-A | | | AC | AD | | | | AH | | | | | |
| POSTIONER ASSY. (THROTTLE) | D5TZ 9553-C *CM-2205 | | | | | AE | †AF | | | | | | | |
| COVER (CHOKE CONTROL DIAPHRAGM) | D0AZ 9J554-A | | | AC | AD | | | | AH | | | | | |
| Screw (Att. cover)-hex. hd.-No. 8-32 x 9/16" | 376262-S2 (UU-52AJ) | | | 3 | 3 | | | | | | | | | |
| BRACKET (THROTTLE POSITIONER) | D5UZ 9555-A | | | | | AE | †AF | | | | | | | |
| SHAFT (FLOAT LEVER) | B8A 9558-A *CM-183 | AA | AB | AC | AD | AE | AF | AG | AH | | | | | |
| DIAPHRAGM ASSY. (ACCELERATOR PUMP) | 9B559 | | | | | | | | | | | | | |
| | C4AZ 9B559-A *CM-463 | | | | | | | | AH | | | | | |
| | D5AZ 9B559-A *CM-2092 | AA | AB | AC | AD | AE | AF | AG | | | | | | |
| SPRING (FLOAT BOWL VENT ROD) Tag code D6PE-AMA, ANA, APA | D5AZ 9560-A *CM-2084 | AA | AB | | | AE | AF | AG | | | | | | |
| GASKET (FLOAT BOWL) | D7AZ 9561-A *CG-498 | AA | AB | | | AE | AF | AG | | | | | | |
| | D4AZ 9561-A *CG-406 | | | AC | AD | | | | AH | | | | | |

NOTICE: When the parts list suffix is shown in the quantity required column, the quantity is one (1).

| DESCRIPTION/RESTRICTIONS | PART NUMBER | CARB. PARTS LISTS 30AA THRU 30AM | | | | | | | | | | | | |
|---|----------------------------|----------------------------------|----|----|----|----|----|----|----|----|----|----|----|--|
| | | AA | AB | AC | AD | AE | AF | AG | AH | AJ | AK | AL | AM | |
| GASKET (ECONOMIZER COVER) | B7A 9563-A *CG-234 | AA | AB | AC | AD | AE | AF | AG | AH | | | | | |
| VALVE KIT (FUEL INLET)-incl. (1) B7A 9569-A gasket and (1) B7AZ 9599-B retainer-r/b D8AZ 9564-A(8/79) | ★ D5AZ 9564-D *CV-99 | AA | AB | AC | AD | AE | AF | AG | AH | | | | | |
| VALVE ASSY. (FUEL ENRICHMENT) | 9A565 | | | | | | | | | | | | | |
| # Green-incl (1) B7A 9563-A & (1) C2AZ 9A588-B gasket Tag code D4PE-BVA, CAA | D50Z 9A565-A *CE-109 | AA | AB | | | | | AG | AH | | | | | |
| # Blue-incl (1) B7A 9563-A & (1) C2AZ 9A588-B gasket Tag code D4PE-CBA | D5TZ 9A565-A *CE-110 | | | AC | AD | | | | AH | | | | | |
| # Red-incl (1) B7A 9563-A & (1) C2AZ 9A588-B gasket Tag code D4PE-BYA, BZA | D5TZ 9A565-B *CE-11727 | | | | | AE | AF | | AH | | | | | |
| Incl (1) B7A 9563-A & (1) C2AZ 9A588-B gasket Tag codes D4PE-BUA | D5DZ 9A565-B *CE-107 | | | | | | | | AH | | | | | |
| SPRING (FLOAT DAMPENER) | C3AZ 9F570-A | AA | AB | AC | AD | AE | AF | AG | | | | | | |
| HOUSING ASSY. (CHOKE) | 9A575 | | | | | | | | | | | | | |
| | D5TZ 9A575-B *CC-99 | AA | AB | | | | | AG | | | | | | |
| Tag code D4PE-BZA | D5TZ 9A575-A *CC-98 | | | AC | AD | | | | AH | | | | | |
| Tag code D5TE-AAA | D5TZ 9A575-E *CC-1104 | | | | | AE | | | | | | | | |
| Tag code D5TE-AAF,D6PE-ARA | D6TZ 9A575-A *CC-107 | | | | | | AF | | | | | | | |
| Tag code D5TE-YF | D6TZ 9A575-B *CC-108 | | | | | | AF | | | | | | | |
| Tag code D4PE-BUA,CAA,CBA | D4PZ 9A575-N *CC-155 | | | | | | | | AH | | | | | |
| tag code D4PE-BVA | D4PZ 9A575-F *CC-171 | | | | | | | | AH | | | | | |
| Tag code D4PE-BYA | D5UZ 9A575-A *CC-103 | | | | | | | | AH | | | | | |
| Screw & washer (housing to main body)- fill. head-No. 8-32 x 1 3/4" | 378547-S7-8(BB-61-B) | 3 | 3 | 3 | 3 | 3 | 3 | 3 | 3 | | | | | |
| Connector 3/8-24 x 1/4 | 386009-S8(II-28-T) | AA | AB | AC | AD | AE | AF | AG | AH | | | | | |
| VALVE (ACCELERATOR PUMP CHECK)- plastic | C4AZ 9576-A *CM-825 | AA | AB | AC | AD | AE | AF | AG | AH | | | | | |
| SCREW (PUMP DISCHARGE NOZZLE) | D5AZ 9577-A *CM-2091 | AA | AB | | | AE | AF | AG | | | | | | |
| | C0AZ 9577-A *CM-607 | | | AC | AD | | | | AH | | | | | |
| Washer 1/4" flat (buna coated aluminum) | 374370-S(XX-94A) | AA | AB | AC | AD | AE | AF | AG | AH | | | | | |
| LEVER (FAST IDLE CAM) R/b D5PZ 9A753-A | ★ D5DZ 9F577-A *CM-2090 | AA | AB | AC | AD | AE | AF | | | | | | | |
| Screw (lever adjusting) No. 6-32 x .75" hex head | 372307-S(BB-527) | AA | AB | AC | AD | AE | AF | | | | | | | |
| SPRING (FAST IDLE ADJUSTING SCREW)- 13/64" I.D. x 37/64" long-4 1/2 coils | B8A 9578-B *CM-609 | AA | AB | AC | AD | AE | AF | AG | AH | | | | | |
| Idle adjusting needle | ★ 40 9578 | 2 | 2 | 2 | 2 | 2 | 2 | 2 | 2 | | | | | |
| Fast idle adjusting screw | | AA | AB | AC | AD | AE | AF | AG | AH | | | | | |
| Screw (normal idle adjusting)-special hex. hd.- slotted-No. 10-32 x 1" | 355107-S7(BB-536) | AA | AB | AC | AD | AE | AF | AG | AH | | | | | |

1973/79
TRUCK SERIES 100/500

FORD 2/B CARB. 8 CYL. - 5.9L (360 C.I.D.),
6.4L (390 C.I.D.)

| DESCRIPTION/RESTRICTIONS | PART NUMBER | CARB. PARTS LISTS 30AA THRU 30AM | | | | | | | | | | | | |
|--|---------------------------|----------------------------------|----|----|----|----|----|----|----|----|----|----|----|--|
| | | AA | AB | AC | AD | AE | AF | AG | AH | AJ | AK | AL | AM | |
| LEVER and SHAFT ASSY. (THROTTLE) Tag codes D6PE-AMA,ANA, D6TE-RA,TA Tag code D5TE-AAF,D6PE-ARA | D5TZ 9581-B *CM-2113 | | AB | | | | | AF | AG | | | | | |
| Tag code D6PE-APA, D6TE-SA Tag code D5TE-YF Tag code D4PE-BUA,CBA | D5TZ 9581-A *CM-2112 | AA | | | | AE | | AF | AG | | | | | |
| Tag code D4PE-BYA | D2TZ 9581-H *CM-1063-B | | | | | | | | | AH | | | | |
| Tag code D4PE-BZA,CAA | D4UZ 9581-B *CM-1878 | | | | | | | | | AH | | | | |
| Tag code D4PE-BVA | D2TZ 9581-F *CM-1529 | | | | | | | | | AH | | | | |
| | D4TZ 9581-C *CM-1822 | | | AC | | | | | | AH | | | | |
| | D4TZ 9581-B *CM-1812 | | | | AD | | | | | | | | | |
| PLATE (THROTTLE) | D5AZ 9585-A *CM-2095 | 2 | 2 | | | 2 | 2 | 2 | | | | | | |
| | D4MY 9585-A *CM-1805 | | | 2 | 2 | | | | | 2 | | | | |
| Screw (throttle plate)-fill. hd.-No. 5-40 x 3/8" | 383253-S2(BB-4-Z) | | | 4 | 4 | | | | | 4 | | | | |
| Screw (throttle plate) hex washer head # 5-40 x 9/32" | 386022-S2 (BB-908) | 4 | 4 | | | 4 | 4 | 4 | | | | | | |
| BRACKET (THROTTLE EMISSION CONTROL SOLENOID) Tag codes D6TE-RA,TA | C9AZ 9J586-A | | AB | | | | | | AG | | | | | |
| Screw (solenoid bracket) No. 10-32 x 1/2" | 50810-S8(U-158) | | AB | | | | | | AG | | | | | |
| SPRING (CHOKE DIAPHRAGM) | DOAZ 9587-A *CM-1271 | | | AC | AD | | | | | AH | | | | |
| GASKET (ECONOMIZER) | C2AZ 9A588-B *CM-533 | AA | AB | AC | AD | AE | AF | AG | AH | | | | | |
| CAM ASSY. (FAST IDLE) | D5AZ 9597-A *CM-2105 | AA | AB | AC | AD | AE | AF | AG | AH | | | | | |
| Retainer (fast idle cam)-"C" washer | 351825-S(XX-9) | 2 | 2 | 2 | 2 | 2 | 2 | 2 | 2 | | | | | |
| Screw (fast idle cam)-hex. hd.-No. 6-32 x 11/16" | 372307-S(BB-527) | AA | AB | AC | AD | AE | AF | AG | AH | | | | | |
| RETAINER (FLOAT LEVER SHAFT) | D2AZ 9599-A *CM-1469 | AA | AB | AC | AD | AE | AF | AG | AH | | | | | |
| ROD (CHOKE CONTROL) | D0AZ 9A599-B *CM-1066 | AA | AB | AC | AD | AE | AF | AG | AH | | | | | |
| Ring (rod to shaft) | 377918-S8B(XX-14-F) | AA | AB | AC | AD | AE | AF | AG | AH | | | | | |
| SPRING (ACCELERATOR PUMP LEVER RETURN) | D4AZ 9636-A *CM-1527-A | AA | AB | AC | AD | AE | AF | AG | AH | | | | | |
| SHAFT & LEVER ASSY. (CHOKE HOUSING) | D7PZ 9A753-A *CM-2592 | AA | AB | AC | AD | AE | AF | AG | AH | | | | | |
| LEVER (CHOKE THERMOSTAT) Tag code D4PE-BVA | D3AZ 9A754-D | AA | AB | | | AE | AF | AG | | AH | | | | |
| Tag code D4PE-BUA,BYA,BZA,CAA,CBA | D1AZ 9A754-C | | | AC | AD | | | | | AH | | | | |
| Screw (choke lever)-No. 6-32 x 3/8" | 50802-S(U-150) | AA | AB | AC | AD | AE | AF | AG | AH | | | | | |
| Retainer (CHOKE SHAFT) "C" washer | 353862-S8(XX-10) | AA | AB | AC | AD | AE | AF | AG | AH | | | | | |
| CLIP (ACCELERATOR PUMP LINK ROD) | D2AZ 9825-A *CM-1695 | AA | AB | AC | AD | AE | AF | AG | AH | | | | | |
| CLAMP (THERMOSTATIC CHOKE HOUSING) | D3AZ 9842-A | AA | AB | AC | AD | AE | AF | AG | AH | | | | | |
| Screw (clamp housing)-No. 8-32 x 1/2" | 31061-S8(U-50) | 3 | 3 | 3 | 3 | 3 | 3 | 3 | 3 | | | | | |
| SHIELD (FUEL INLET SEAT) | D4AZ 9E845-A | AA | AB | AC | AD | AE | AF | AG | AH | | | | | |

NOTICE: When the parts list suffix is shown in the quantity required column, the quantity is one (1).

| DESCRIPTION/RESTRICTIONS | PART NUMBER | CARB. PARTS LISTS 30AA THRU 30AM | | | | | | | | | | | |
|---|---|----------------------------------|----|----|----|----|----|----|----|----|----|----|----|
| | | AA | AB | AC | AD | AE | AF | AG | AH | AJ | AK | AL | AM |
| HOUSING KIT (THERMOSTATIC CHOKE) | 9848 | | | | | | | | | | | | |
| Identified by letters "2CBS" or "2DBS"- incl. (1) D1AZ 9871-A gasket | D5TZ 9848-A *CM-2115 | | AB | | | | | | | | | | |
| Identified by letters "2GB4" or "2HB4"- incl. (1) D1AZ 9871-A gasket | D50Z 9848-A *CM-2098 | AA | | | | | | AG | | | | | |
| Identified by letters "TP"-incl. (1) D1AZ 9871-A gasket | D3AZ 9848-B *CM-1740 | | | AC | AD | | | | | | | | |
| Identified by letters "TB3" - incl. (1) D1AZ 9871-A gasket Tag code D5TE-YF | D1AZ 9848-A *CM-1454 | | | | | | | AF | | | | | |
| Identified by letters "TB5" -incl. (1) D1AZ 9871-A gasket Tag code D5TE-AAA,AAF,D6PE-ARA Tag code D4PE-BZA,CAA | D1AZ 9848-C *CM-1456 | | | | | AE | | | | AF | | | |
| #TB4-incl.(1) D1AZ 9871-A gasket-tag code D4PE-BUA | D1AZ 9848-B *CM-1455 | | | | | | | | | | AH | | |
| #2CP or T2DP-incl.(1) D1AZ 9871-A gasket-Tag code D4PE-BVA | D4TZ 9848-A *CM-1809 | | | | | | | | | | AH | | |
| #TOB-incl.(1) D0AZ 9871-A gasket-Tag code D4PE-BYA | D0AZ 9848-F *CM-1258 | | | | | | | | | | AH | | |
| #TP-incl. (1) D1AZ 9871-A gasket-Tag code D4PE-CBA | D3AZ 9848-B *CM-1740 | | | | | | | | | | AH | | |
| BUSHING (CHOKE THERMOSTAT LEVER) | D5DZ 9851-A *CM-2096 | AA | AB | AC | AD | AE | AF | AG | AH | | | | |
| GASKET (THERMOSTATIC CHOKE CONTROL) | B8A 9853-A *CG-93 | AA | AB | AC | AD | AE | AF | AG | AH | | | | |
| SOLENOID ASSY. (THROTTLE EMISSION CONTROL) - (also refer to group 9S520) Tag codes D6TE-RA,TA | D2AZ 9D856-E | | AB | | | | | | | | AG | | |
| Nut (throttle emission control solenoid)- 7/16"-20 hex. | 45219-S(M-173) | | AB | | | | | | | | AG | | |
| SHIELD (CHOKE THERMOSTAT) | D5AZ 9861-A C9ZZ 9861-A D5ZZ 9861-A | AA | AB | | | | | | | | | | |
| Screw (shield to choke housing)-hex. head- No. 8-32 x 9/16" | 376262-S(UU-52-AJ) | AA | AB | 2 | 2 | 2 | 2 | AG | 2 | | | | |
| GASKET (THERMOSTATIC CHOKE HOUSING) | D1AZ 9871-A *CG-317 | AA | AB | AC | AD | AE | AF | AG | AH | | | | |
| COVER (ECONOMIZER VALVE)-service pkg. incl. (4) 43251-S8 screw and washer | C8AZ 9930-A *CM-728 | AA | AB | AC | AD | AE | AF | AG | AH | | | | |
| Screw & washer (economizer valve cover to main body)-fill. head-drilled-No. 8-32 x 5/8" | 357136-S(BB-56) | 4 | 4 | 4 | 4 | 4 | 4 | 4 | 4 | | | | |
| CAM (AIR BLEED METERING ROD) | D5AZ 9A965-A *CM-2106 | AA | AB | | | AE | AF | AG | | | | | |
| VALVE ASSY. (DISTRIBUTOR DELAY) | D3TZ 12A091-C *DY-138-A | | | | | AE | AF | | | | | | |

| DESCRIPTION/RESTRICTIONS | PART NUMBER | CARB. PARTS LISTS 33A THRU 33M | | | | | | | | | | | | |
|---|--------------------------|--------------------------------|----|---|---|---|----|---|---|---|---|---|---|---|
| | | A | B | C | D | E | F | G | H | J | K | L | M | |
| GASKET SET—refer to carburetor identification chart— Section 95 | 9502 | | | | | | | | | | | | | |
| TUNE UP KIT—refer to carburetor identification chart— Section 95 | 9A586 | | | | | | | | | | | | | |
| Screw (air horn to carburetor)— fillister head—No. 10—32 x 5/8" | 31628-S7(U-58) | 4 | 4 | 4 | 4 | 4 | 4 | 4 | 4 | 4 | 4 | 4 | 4 | 4 |
| Lockwasher No. 10 | 34803-S7(X-60) | 4 | 4 | 4 | 4 | 4 | 4 | 4 | 4 | 4 | 4 | 4 | 4 | 4 |
| Connector (carb. to fuel line)—5/16" tubing | ★ 382971-S(II-78-A) | | | | | | E | | | | | | | |
| LIMITER (IDLE ADJUSTING NEEDLE) | C7AZ 9J500-B *CM-747 | A | †B | C | D | E | †F | G | H | J | K | L | M | |
| BUSHING (THROTTLE SHAFT) | D1DZ 9B508-B *CM-1418 | A | B | C | D | E | F | G | H | J | K | L | M | |
| WEIGHT (PUMP DISCHARGE BALL) | D2DZ 9B511-A *CM-1473 | A | B | C | D | E | F | G | H | J | K | L | M | |
| GASKET (THROTTLE BODY TO MAIN BODY) | C8AZ 9516-A *CG-216 | A | B | C | D | E | F | G | H | J | K | L | M | |
| RESTRICTOR (JET) | 9A521 | | | | | | | | | | | | | |
| | D1TZ 9A521-A *CM-1410 | A | B | C | D | E | | G | H | J | K | L | M | |
| | D3TZ 9A521-B *CM-1735 | | | | | | F | | | | | | | |
| SCREEN (FUEL FILTER) | C4AZ 9F525-A | A | B | C | D | E | F | G | H | J | K | L | M | |
| ROD (METERING) | 9A526 | | | | | | | | | | | | | |
| Tag code D3TF-JA | D3TZ 9A526-C *CM-1728 | A | | | | | | | | | | | | |
| Tag code D3TF-AAA | D3UZ 9A526-A *CM-1820 | | A | | | | | | | J | K | L | M | |
| | D3TZ 9A526-D *CM-1727 | | B | | D | | | | H | | | | | |
| | D3UZ 9A526-B *CM-1726 | | | C | | | | G | | | | | | |
| | D3TZ 9A526-E *CM-1733 | | | | | | F | | | | | | | |
| | D3HZ 9A526-F *CM-1734 | | | | | E | | | | | | | | |
| RETAINER (CHOKE LEVER) | C8UZ 9B527-A *CM-768 | | | | | E | | | | | | | | |
| COVER ASSY. (ACCELERATOR PUMP) | D3DZ 9528-A *CM-1725 | A | B | C | D | E | F | G | H | J | K | L | M | |
| Screw & washer (cover to carb.)— fillister head—No. 8—32 x 5/8" | 43255-S8(U-74) | 4 | 4 | 4 | 4 | 4 | 4 | 4 | 4 | 4 | 4 | 4 | 4 | 4 |
| LINK (ACCELERATOR PUMP) | D0DZ 9529-A *CM-1324 | A | B | C | D | E | F | G | H | J | K | L | M | |
| SCREW and WASHER (AIR HORN)—upper— round head slotted—No. 10—32 x 1 1/2" | C8DZ 9F529-A | 3 | 3 | 3 | 3 | 3 | 3 | 3 | 3 | 3 | 3 | 3 | 3 | 3 |
| Screw & washer—No. 12—28 x 9/16"—round head-slotted | C8DZ 9F529-B | | | | | E | F | | | | | | | |
| SCREW (THROTTLE BODY)—lower— fillister head—No. 12—28 x 3/8" | D2TZ 9F529-A | 3 | 3 | 3 | 3 | 3 | 3 | 3 | 3 | 3 | 3 | 3 | 3 | 3 |
| JET (MAIN METERING) | C8DZ 9533-A *CJ-170 | | B | C | D | | | | H | | | | | |
| Tag code D3TF-JA | C8AZ 9533-B *CJ-179 | | A | | | | | F | G | | | | | |
| Tag code D3TF-AAA | C8AZ 9533-A *CJ-171 | | A | | | | E | | | J | K | L | M | |

1973/79
TRUCK SERIES 100/500

CARTER 1/B CARB.-6 CYL.
3.9L (240 C.I.D.), 4.9L (300 C.I.D.)

| DESCRIPTION/RESTRICTIONS | PART NUMBER | CARB. PARTS LISTS 33A THRU 33M | | | | | | | | | | | | |
|--|----------------------------|--------------------------------|---|---|---|---|---|---|---|---|---|---|---|--|
| | | A | B | C | D | E | F | G | H | J | K | L | M | |
| SPRING (THROTTLE RETURN) | D1DZ 9A538-A *CM-1420 | A | B | C | D | E | F | G | H | J | K | L | M | |
| SCREW (FAST IDLE ADJUSTING) | D1DZ 9B538-D | A | B | C | D | E | F | G | H | J | K | L | M | |
| BAFFLE (AUTOMATIC CHOKE PLATE) | C7DZ 9A539-A | A | B | C | D | | F | G | H | J | K | L | M | |
| NEEDLE (IDLE ADJUSTING) | C8AZ 9541-F *CM-1007 | A | B | C | D | E | F | G | H | J | K | L | M | |
| ROD (ACCELERATOR PUMP LINK) | C8AZ 9B542-A *CM-794 | A | B | C | D | E | F | G | H | J | K | L | M | |
| PLATE (CHOKE) | C7DZ 9545-A *CM-701 | A | B | C | D | E | F | G | H | J | K | L | M | |
| Screw (choke plate to choke shaft)- fillister head-No. 4-40 x 3/16" | 31291-S(U-43) | 2 | 2 | 2 | 2 | 2 | 2 | 2 | 2 | 2 | 2 | 2 | 2 | |
| SHAFT and LEVER ASSY. (CHOKE) | 9546 | | | | | | | | | | | | | |
| | D5PZ 9546-A *CM-2174 | A | B | C | D | | F | G | H | J | K | L | M | |
| | C8UZ 9546-A *CM-773 | | | | | E | | | | | | | | |
| DASHPOT ASSY. | D1DZ 9B549-A *CM-1432 | | | | | E | F | | | | | | | |
| Nut (dashpot to dashpot mtg. bracket)-jam- 5/16"-24 | 33923-S7(M-32) | | | | | E | F | | | | | | | |
| FLOAT ASSY. | D5TZ 9550-A *CM-703-A | A | B | C | D | E | F | G | H | J | K | L | M | |
| BRACKET (DASHPOT MOUNTING) | D4DZ 9B550-A *CM-1434-A | | | | | E | F | | | | | | | |
| LEVER (CHOKE SHAFT) | D3HZ 9551-A *CM-1731 | | | | | E | | | | | | | | |
| SHAFT (FLOAT LEVER) | C7DZ 9558-A | A | B | C | D | E | F | G | H | J | K | L | M | |
| HUB (FAST IDLE CAM) | D1DZ 9D558-B *CM-1419 | A | B | C | D | E | F | G | H | J | K | L | M | |
| DIAPHRAGM ASSY. (ACCELERATOR PUMP) | C7DZ 9B559-A *CM-704 | A | B | C | D | E | F | G | H | J | K | L | M | |
| SPRING (CHOKE) | C8UZ 9560-A *CM-775 | | | | | E | | | | | | | | |
| GASKET (FLOAT BOWL) | C7DZ 9561-A | A | B | C | D | E | F | G | H | J | K | L | M | |
| VALVE and SEAT ASSY. (FUEL INLET) | D0TZ 9564-A *CV-79 | A | B | C | D | E | F | G | H | J | K | L | M | |
| FILLER (ACCELERATOR PUMP CAVITY) | C8DZ 9F565-A | A | B | | D | E | F | | H | J | K | L | M | |
| GASKET (FUEL INLET NEEDLE SEAT) | C6VY 9569-A | A | B | C | D | E | F | G | H | J | K | L | M | |
| BALL (PUMP DISCHARGE) | D2DZ 9576-A *CM-1476 | A | B | C | D | E | F | G | H | J | K | L | M | |
| SPRING (IDLE ADJUSTING SCREW) | C8VY 9578-A *CM-750 | A | B | C | D | E | F | G | H | J | K | L | M | |
| SPRING (IDLE ADJUSTING NEEDLE) | C8DZ 9578-A *CM-776 | A | B | C | D | E | F | G | H | J | K | L | M | |
| Screw (fast idle speed)-No. 8-32 x 1" | 31125-S(U-53) | A | B | C | D | E | F | G | H | J | K | L | M | |
| SPRING (FAST IDLE ADJUSTING SCREW) | B7A 9578-B | A | B | C | D | E | F | G | H | J | K | L | M | |
| LEVER and SHAFT ASSY. (THROTTLE) | 9581 | | | | | | | | | | | | | |
| Tag code D3TF-AAA | D1AZ 9581-E *CM-1458 | A | | | C | D | | F | | H | J | | | |
| | D3HZ 9581-A *CM-1779 | | | | | E | | | | | | | | |
| Tag code D3TF-JA | D4DZ 9581-D *CM-1415-A | A | B | | | | | G | | | K | L | M | |

NOTICE: When the parts list suffix is shown in the quantity required column, the quantity is one (1).

| DESCRIPTION/RESTRICTIONS | PART NUMBER | CARB. PARTS LISTS 33A THRU 33M | | | | | | | | | | | | |
|---|---|--------------------------------|---|---|---|---|---|---|---|---|---|---|---|--|
| | | A | B | C | D | E | F | G | H | J | K | L | M | |
| SPACER (DIAPHRAGM) | D0DZ 9B581-A | | | | | | | | | | | | | |
| PLATE (THROTTLE) | C8AZ 9585-G | A | B | C | D | E | F | G | H | J | K | L | M | |
| Screw (plate to lever and shaft)-No. 4-40 x 3/16" | 31291-S(U-43) | 2 | 2 | 2 | 2 | 2 | 2 | 2 | 2 | 2 | 2 | 2 | 2 | |
| BRACKET (THROTTLE EMISSION CONTROL SOLENOID) | 9J586 | | | | | | | | | | | | | |
| | D1DZ 9J586-A | | | C | D | | | G | H | | K | L | M | |
| | D4DZ 9J586-B | A | B | | | | | | | J | | | | |
| Screw (emission control solenoid bracket attaching)-hex. head-1/4" -20 x 3/4" | 20344-S8(B-42) | | | C | D | | | G | H | | K | L | M | |
| Nut (solenoid bracket clamp)-square-1/4" -20 | 34129-S7-9(M-148) | | | C | D | | | G | H | | K | L | M | |
| Lockwasher-external tooth-1/4" | 34940-S7-8(X-88) | | | C | D | | | G | H | | K | L | M | |
| Nut (attaches throttle emission control solenoid bracket)-No. 10-32 hex. | 34079-S7(M-163) | A | B | C | D | | | G | H | J | K | L | M | |
| LEVER (ACCELERATOR PUMP) | C7DZ 9D591-A | A | B | C | D | E | F | G | H | J | K | L | M | |
| Screw (accelerator lever to throttle lever)-pan head-No. 10-32 x 3/8" | 42802-S8(U-33) | A | B | C | D | E | F | G | H | J | K | L | M | |
| BRACKET ASSY. -CHOKE | D3HZ 9595-A *CM-1729 | | | | | E | | | | | | | | |
| CAM KIT (FAST IDLE)-consists of (1) cam fast idle, (1) fast idle rod, (1) fast idle rod retainer, (1) fast idle cam lever | D1DZ 9597-D *CM-1417-A | A | B | C | D | | F | G | H | J | K | L | M | |
| CAM (FAST IDLE) | D3HZ 9597-A *CM-1730 | | | | | E | | | | | | | | |
| SPRING (ACCELERATOR PUMP UPPER) | D7DZ 9F598-A | A | B | C | D | E | F | G | H | J | K | L | M | |
| RETAINER (ACCELERATOR PUMP SPRING)-UPPER | C7DZ 9599-A | A | B | C | D | E | F | G | H | J | K | L | M | |
| RETAINER (FAST IDLE CAM ROD) | D1DZ 9599-A *CM-1467 | A | B | C | D | E | F | G | H | J | K | L | M | |
| ROD-CHOKE CONTROL | D3HZ 9A599-A *CM-1776 | | | | | E | | | | | | | | |
| SCREW (AIR CLEANER RETAINER to CARBURETOR)-slotted pan head-No. 10-24 x 1/2" | C8DZ 9C631-A | 2 | 2 | 2 | 2 | 2 | 2 | 2 | 2 | 2 | 2 | 2 | 2 | |
| SPRING (ACCELERATOR PUMP LEVER RETURN) | 9636 | | | | | | | | | | | | | |
| Tag code D3TF-JA | C8UZ 9636-A *CM-785 | A | B | C | D | | | | H | | | L | M | |
| | D0ZZ 9636-B *CM-1230 | | | | | | | G | | J | K | | | |
| Tag code D3TF-AAA | ★ ECZ 9636-B D3TZ 9636-A *CM-1821 | A | | | | E | F | | | | | | | |
| RETAINER (AIR CLEANER TO CARBURETOR) | C8DZ 9B672-A | A | B | C | D | E | F | G | H | J | K | L | M | |
| ARM ASSY. (METERING ROD) | D0DZ 9D819-A *CM-1325 | A | B | C | D | E | F | G | H | J | K | L | M | |
| PISTON (CHOKE) | D1TZ 9840-B *CM-1438 | A | B | C | D | | F | G | H | J | K | L | M | |
| CLAMP (THERMOSTATIC CHOKE HOUSING) | D0ZZ 9842-A *CM-1234 | 3 | 3 | 3 | 3 | | 3 | 3 | 3 | 3 | 3 | 3 | 3 | |
| Screw (clamp housing)-No. 8-32 x 1/4" | 31032-S8(U-47) | 3 | 3 | 3 | 3 | | 3 | 3 | 3 | 3 | 3 | 3 | 3 | |
| HOUSING (THERMOSTATIC CHOKE) | 9848 | | | | | | | | | | | | | |
| Incl. (1) B8A 9871-B gasket Tag code D3TF-JA | D0TZ 9848-B *CM-1138 | A | | | D | | | | | | | | M | |
| Incl. (1) B8A 9871-B gasket Tag code D3TF-AAA | D2AZ 9848-A *CM-1512 | A | B | C | | | | G | H | J | K | L | | |

| DESCRIPTION/RESTRICTIONS | PART NUMBER | CARB. PARTS LISTS 33N THRU 33Z | | | | | | | | | | | | |
|--|--------------------------|--------------------------------|---|---|---|---|---|---|---|---|---|---|---|--|
| | | N | P | Q | R | S | T | U | V | W | X | Y | Z | |
| GASKET SET—refer to carburetor identification chart— Section 95 | 9502 | | | | | | | | | | | | | |
| TUNE UP KIT—refer to carburetor identification chart— Section 95 | 9A586 | | | | | | | | | | | | | |
| Screw (air horn to carburetor)— fillister head—No. 10—32 x 5/8" | 31628-S7(U-58) | 4 | 4 | 4 | 4 | 4 | 4 | 4 | 4 | 4 | 4 | 4 | 4 | |
| Lockwasher—No. 10 | 34803-S7(X60) | 4 | 4 | 4 | 4 | 4 | 4 | 4 | 4 | 4 | 4 | 4 | 4 | |
| Connector (carb. to fuel line)—5/16" tubing | 382971-S(II-78-A) | | | | | | | | V | | | | Y | |
| Cap (vacuum port)—3/16" | 380614-S(DD-3) | | | | | | | | | W | | | | |
| LIMITER (IDLE ADJUSTING NEEDLE) | C7AZ 9J500-B *CM-747 | N | P | Q | R | S | T | U | V | W | X | Y | Z | |
| BUSHING (THROTTLE SHAFT) | D1DZ 9B508-B *CM-1418 | N | P | Q | R | S | T | U | V | W | X | Y | Z | |
| WEIGHT (PUMP DISCHARGE BALL) | D2DZ 9B511-A *CM-1473 | N | P | Q | R | S | T | U | V | W | X | Y | Z | |
| GASKET (THROTTLE BODY TO MAIN BODY) | C8AZ 9516-A *CG-216 | N | P | Q | R | S | T | U | V | W | X | Y | Z | |
| RESTRICTOR (JET) | 9A521 | | | | | | | | | | | | | |
| | D1TZ 9A521-A *CM-1410 | N | P | Q | R | S | T | U | V | | | Y | | |
| | D3DZ 9A521-A *CM-1724 | | | | | | | | | W | | | Z | |
| | D3TZ 9A521-B *CM-1735 | | | | | | | | | | X | | | |
| SCREEN (FUEL FILTER) | C4AZ 9F525-A | N | P | Q | R | S | T | U | V | W | X | Y | Z | |
| ROD (METERING) | 9A526 | | | | | | | | | | | | | |
| | D3UZ 9A526-A *CM-1820 | N | P | Q | R | S | T | U | | | | | | |
| | D3HF 9A526-F *CM-1734 | | | | | | | | V | | | Y | | |
| | D4UZ 9A526-B *CM-1826 | | | | | | | | | W | | | Z | |
| | D3TZ 9A526-E *CM-1733 | | | | | | | | | | X | | | |
| RETAINER (CHOKE SHAFT) | C8UZ 9B527-A *CM-768 | | | | | | | | V | | | Y | | |
| COVER ASSY. (ACCELERATOR PUMP) | D3DZ 9528-A *CM-1725 | N | P | Q | R | S | T | U | V | W | X | Y | Z | |
| Screw & washer (cover to carb.)— fillister head—No. 8—32 x 5/8" | 43255-S8(U-74) | 4 | 4 | 4 | 4 | 4 | 4 | 4 | 4 | 4 | 4 | 4 | 4 | |
| LINK (ACCELERATOR PUMP) | D0DZ 9529-A *CM-1324 | N | P | Q | R | S | T | U | V | W | X | Y | Z | |
| SCREW and WASHER (AIR HORN)—upper round head slotted—No. 10—32 x 1 1/2" | C8DZ 9F529-A | 3 | 3 | 3 | 3 | 3 | 3 | 3 | 3 | 3 | 3 | 3 | 3 | |
| SCREW and WASHER—round head—slotted— No. 12—28 x 9/16" | C8DZ 9F529-B | | | | | | | | V | | | Y | | |
| SCREW (THROTTLE BODY)—lower fillister head—No. 12—28 x 3/8" | D2TZ 9F529-A | 3 | 3 | 3 | 3 | 3 | 3 | 3 | 3 | 3 | 3 | 3 | 3 | |
| JET (MAIN METERING) | 9533 | | | | | | | | | | | | | |
| | C8AZ 9533-A *CJ-171 | N | P | Q | R | S | T | U | V | | | Y | | |
| | C9TZ 9533-A *CJ-174 | | | | | | | | | W | | | Z | |
| | C8AZ 9533-B *CJ-179 | | | | | | | | | | X | | | |

1973/79
TRUCK SERIES 100/500

CARTER 1/B CARB.-6 CYL.
3.9L (240 C.I.D.), 4.9L (300 C.I.D.)

| DESCRIPTION/RESTRICTIONS | PART NUMBER | CARB. PARTS LISTS 33N THRU 33Z | | | | | | | | | | | | |
|--|----------------------------|--------------------------------|---|---|---|---|---|---|---|---|---|---|---|--|
| | | N | P | Q | R | S | T | U | V | W | X | Y | Z | |
| SPRING (THROTTLE RETURN) | D1DZ 9A538-A | N | P | Q | R | S | T | U | V | W | X | Y | Z | |
| SCREW (FAST IDLE ADJUSTING) | D1DZ 9B538-D | N | P | Q | R | S | T | U | V | W | X | Y | Z | |
| BAFFLE (AUTOMATIC CHOKE PLATE) | 9A539 | | | | | | | | | | | | | |
| | C7DZ 9A539-A | N | P | Q | R | S | T | U | | | X | | | |
| | D4DZ 9A539-A | | | | | | | | | W | | | Z | |
| NEEDLE (IDLE ADJUSTING) | C8AZ 9541-F *CM-1007 | N | P | Q | R | S | T | U | V | W | X | Y | Z | |
| ROD (ACCELERATOR PUMP LINK) | C8AZ 9B542-A *CM-794 | N | P | Q | R | S | T | U | V | W | X | Y | Z | |
| PLATE (CHOKE) | C7DZ 9545-A *CM-701 | N | P | Q | R | S | T | U | V | W | X | Y | Z | |
| Screw (choke plate to choke shaft)- fillister head-No. 4-40 x 3/16" | 31291-S(U-43) | 2 | 2 | 2 | 2 | 2 | 2 | 2 | 2 | 2 | 2 | 2 | 2 | |
| SHAFT and LEVER ASSY. (CHOKE) | 9546 | | | | | | | | | | | | | |
| | D5PZ 9546-A *CM-2174 | N | P | Q | R | S | T | U | | W | X | | Z | |
| | C8UZ 9546-A *CM-773 | | | | | | | | V | | | Y | | |
| DASHPOT ASSY. | D1DZ 9B549-A *CM-1432 | | | | | | | | | W | X | Y | Z | |
| Nut (dashpot assy.)-5/16" -24 | 33923-S8(M-32) | | | | | | | | | W | X | Y | Z | |
| FLOAT ASSY. | D5TZ 9550-A *CM-730-A | N | P | Q | R | S | T | U | V | W | X | Y | Z | |
| BRACKET (DASHPOT) Used as 9D856 solenoid bracket | D4DZ 9B550-A *CM-1434-A | | | Q | R | | | | | W | X | Y | Z | |
| LEVER (CHOKE) | D4HZ 9551-A *CM-1827 | | | | | | | | V | | | Y | | |
| SHAFT (FLOAT LEVER) | C7DZ 9558-A | N | P | Q | R | S | T | U | V | W | X | Y | Z | |
| HUB (FAST IDLE CAM) | D1DZ 9D558-B *CM-1419 | N | P | Q | R | S | T | U | V | W | X | Y | Z | |
| DIAPHRAGM ASSY. (ACCELERATOR PUMP) | C7DZ 9B559-A *CM-704 | N | P | Q | R | S | T | U | V | W | X | Y | Z | |
| SPRING (CHOKE) | C8UZ 9560-A *CM-775 | | | | | | | | V | | | Y | | |
| GASKET (FLOAT BOWL) | C7DZ 9561-A | N | P | Q | R | S | T | U | V | W | X | Y | Z | |
| VALVE and SEAT ASSY. (FUEL INLET) | D0TZ 9564-A *CV-79 | N | P | Q | R | S | T | U | V | W | X | Y | Z | |
| FILLER (ACCELERATOR PUMP CAVITY) | C8DZ 9F565-A | N | P | Q | R | S | T | U | V | | X | Y | | |
| GASKET (FUEL INLET NEEDLE SEAT) | C6VY 9569-A | N | P | Q | R | S | T | U | V | W | X | Y | Z | |
| BALL (PUMP DISCHARGE) | D2DZ 9576-A *CM-1476 | N | P | Q | R | S | T | U | V | W | X | Y | Z | |
| SPRING (IDLE ADJUSTING SCREW) | C8VY 9578-A *CM-750 | N | P | Q | R | S | T | U | V | W | X | Y | Z | |
| SPRING (IDLE ADJUSTING NEEDLE) | C8DZ 9578-A *CM-776 | N | P | Q | R | S | T | U | V | W | X | Y | Z | |
| Screw (fast idle speed)-No. 8-32 x 1" | 31125-S(U-53) | N | P | Q | R | S | T | U | V | W | X | Y | Z | |
| SPRING (FAST IDLE ADJUSTING SCREW) | B7A 9578-B | N | P | Q | R | S | T | U | V | W | X | Y | Z | |
| LEVER and SHAFT ASSY. (THROTTLE) | 9581 | | | | | | | | | | | | | |
| | D1AZ 9581-E *CM-1458 | N | | | | | | | | | | | | |
| Tag code D5PE-ANA | D4DZ 9581-D *CM-1415-A | | P | Q | R | S | | | | W | X | | Z | |
| Tag code D4UE-LA | D4UZ 9581-A *C7-1866 | | | | | S | T | U | | | | | | |
| | D4TZ 9581-K *CM-1867 | | | | | | | | V | | | | | |

NOTICE: When the parts list suffix is shown in the quantity required column, the quantity is one (1).

| DESCRIPTION/RESTRICTIONS | PART NUMBER | CARB. PARTS LISTS 33N THRU 33Z | | | | | | | | | | | | | | | | |
|---|---------------------------|--------------------------------|---|---|---|---|---|---|---|---|---|---|---|---|---|--|--|---|
| | | N | P | Q | R | S | T | U | V | W | X | Y | Z | | | | | |
| LEVER and SHAFT ASSY. (THROTTLE) | 9581 — Cont'd | | | | | | | | | | | | | | | | | |
| | D4TZ 9581-L *CM-1871 | | | | | | | | | | | | | | | | | Y |
| SPACER (DIAPHRAGM) | D0DZ 9B581-A | N | P | Q | R | S | T | U | | | | | | | | | | |
| PLATE (THROTTLE) | C8AZ 9585-G | N | P | Q | R | S | T | U | V | W | X | Y | Z | | | | | |
| Screw (plate to lever and shaft)-No. 4-40 x 3/16" | 31291-S(U-43) | 2 | 2 | 2 | 2 | 2 | 2 | 2 | 2 | 2 | 2 | 2 | 2 | | | | | |
| BRACKET (THROTTLE EMISSION CONTROL SOLENOID) | 9J586 | | | | | | | | | | | | | | | | | |
| | D1DZ 9J586-A | | P | | | | | | | | | | | | | | | |
| | D4DZ 9J586-B | N | | | | | | | | | | | | | | | | |
| Screw (emission control-solenoid bracket attaching)-hex. head-1/4"-20 x 3/4" | 20344-S8 (B-42) | | P | | | | | | | | | | | | | | | |
| Nut (solenoid bracket clamp)-square-1/4"-20 | 34129-S7-8 (M-148) | | P | | | | | | | | | | | | | | | |
| Lockwasher-external tooth-1/4" | 34940-S7-8 (X-88) | | P | | | | | | | | | | | | | | | |
| Nut (attaches throttle emission control solenoid bracket)-No. 10-32 hex. | 34079-S7 (M-163) | N | P | Q | R | S | T | U | | | | | | | | | | |
| LEVER (ACCELERATOR PUMP) | C7DZ 9D591-A | N | P | Q | R | S | T | U | V | W | X | Y | Z | | | | | |
| Screw (accelerator lever to throttle lever)- pan head-No. 10-32 x 3/8" | 42802-S8(U-33) | N | P | Q | R | S | T | U | V | W | X | Y | Z | | | | | |
| BRACKET (CHOKE TUBE) | D4TZ 9595-A *CM-1868 | | | | | | | | | V | | | | | | | | Y |
| CAM KIT (FAST IDLE)-consists of (1) cam fast idle, (1) fast idle rod, (1) fast idle rod retainer, (1) fast idle cam lever | D1DZ 9597-D *CM-1417-A | N | P | Q | R | S | T | U | | W | X | | | | | | | Z |
| CAM (FAST IDLE) | D3HZ 9597-A *CM-1730 | | | | | | | | | V | | | | | | | | Y |
| SPRING (ACCELERATOR PUMP UPPER) | C7DZ 9D598-A | N | P | Q | R | S | T | U | V | W | X | Y | Z | | | | | |
| RETAINER (ACCELERATOR PUMP SPRING)- UPPER | C7DZ 9599-A | N | P | Q | R | S | T | U | V | W | X | Y | Z | | | | | |
| RETAINER (FAST IDLE CAM ROD) | D1DZ 9599-A *CM-1467 | N | P | Q | R | S | T | U | V | W | X | Y | Z | | | | | |
| ROD (CHOKE CONTROL) | D3HZ 9A599-A *CM-1776 | | | | | | | | | V | | | | | | | | Y |
| SCREW (AIR CLEANER RETAINER TO CARBURETOR)-slotted pan head- No. 10-24 x 1/2" | C8DZ 9C631-A | 2 | 2 | 2 | 2 | 2 | 2 | 2 | 2 | 2 | 2 | 2 | 2 | | | | | |
| SPRING (ACCELERATOR PUMP LEVER RETURN) | 9636 | | | | | | | | | | | | | | | | | |
| | C8UZ 9636-A *CM-785 | | P | | | | S | T | U | | | | | | | | | |
| | D3TZ 9636-A *CM-1821 | N | | Q | R | | | | | | | | | | | | | |
| | ★ ECZ 9636-B | | | | | | | | | V | W | X | Y | Z | | | | |
| RETAINER (AIR CLEANER TO CARBURETOR) | C8DZ 9B672-A | N | P | Q | R | S | T | U | V | W | X | Y | Z | | | | | |
| ARM ASSY. (METERING ROD) | D0DZ 9D819-A *CM-1325 | N | P | Q | R | S | T | U | V | W | X | Y | Z | | | | | |
| PISTON (CHOKE) | D1TZ 9840-B *CM-1438 | N | P | Q | R | S | T | U | | | | | | X | | | | |
| Tag code D4TE-YA | D1DZ 9840-A *CM-1435 | | | | | | | | | | | | | | | | | Z |
| Tag code D4TE-YC | D4TZ 9840-B *CM-1873 | | | | | | | | | | | | | | W | | | |
| CLAMP (THERMOSTATIC CHOKE HOUSING) | 9842 | | | | | | | | | | | | | | | | | |
| | D0ZZ 9842-A *CM-1234 | 3 | 3 | 3 | 3 | 3 | 3 | 3 | | | | | | | 3 | | | |

1973/79
TRUCK SERIES 100/500

CARTER 1/B CARB.-6 CYL.
3.9L (240 C.I.D.), 4.9L (300 C.I.D.)

| DESCRIPTION/RESTRICTIONS | PART NUMBER | CARB. PARTS LISTS 33N THRU 33Z | | | | | | | | | | | | |
|--|-------------------------|--------------------------------|---|---|---|---|---|---|---|---|---|---|---|--|
| | | N | P | Q | R | S | T | U | V | W | X | Y | Z | |
| CLAMP (THERMOSTATIC CHOKE HOUSING) 9842 — Cont'd | | | | | | | | | | | | | | |
| | D4DZ 9842-B *CM-1829 | | | | | | | | | | W | | Z | |
| Screw (clamp housing)—No. 8-32 x 1/4" | 31032-S8(U-47) | 3 | 3 | 3 | 3 | 3 | 3 | 3 | | | | 3 | | |
| HOUSING (THERMOSTATIC CHOKE) 9848 | | | | | | | | | | | | | | |
| Incl. (1) B8A 9871-B gasket | D0TZ 9848-B *CM-1138 | N | P | | | | | | | | | | | |
| Incl. (1) B8A 9871-B gasket | D2AZ 9848-A *CM-1512 | | | Q | | S | | | | | | | | |
| Incl. (1) B8A 9871-B gasket | D0TZ 9848-B *CM-1138 | | | | R | | T | U | | | | | | |
| Incl. (1) B8A 9871-B gasket—tag code D4TE-YC | D4TZ 9848-E *CM-1869 | | | | | | | | | W | | | | |
| | D0DZ 9848-A *CM-1075 | | | | | | | | | | X | | | |
| Incl. (1) D0ZZ 9871-A gasket Tag code D4TE-YA | D4DZ 9848-C *CM-1832 | | | | | | | | | W | | | Z | |
| SOLENOID ASSY. (THROTTLE EMISSION CONTROL) — also refer to group 9D865 9D856 | | | | | | | | | | | | | | |
| | D2AZ 9D856-E | N | | | | | | | | | | | | |
| | D2AZ 9D856-B | | P | | | | | | | | | | | |
| | D4DZ 9D856-A | | | Q | R | | | | | | | | | |
| Nut (throttle emission control solenoid)—7/16"—20 hex. | 45219-S(M-173) | N | | Q | R | S | T | U | | | | | | |
| SOLENOID and BRACKET ASSY. (THROTTLE) | D4TZ 9D865-A | | | | | S | T | U | | | | | | |
| GASKET (THERMOSTATIC CHOKE HOUSING) | B8A 9871-B | N | P | Q | R | S | T | U | | W | X | | Z | |
| RETAINER (PUMP SPRING LOWER) | ★ ECZ 99704-A | N | P | Q | R | S | T | U | V | W | X | Y | Z | |

NOTICE: When the parts list suffix is shown in the quantity required column, the quantity is one (1).

| DESCRIPTION/RESTRICTIONS | PART NUMBER | CARB. PARTS LISTS 33AA THRU 33AM | | | | | | | | | | | | |
|--|--------------------------|----------------------------------|-----|----|----|----|-----|-----|----|----|----|----|----|----|
| | | AA | AB | AC | AD | AE | AF | AG | AH | AJ | AK | AL | AM | |
| NOTE: † Not a part of service carburetor | | | | | | | | | | | | | | |
| GASKET SET—refer to carburetor identification chart— Section 95 | 9502 | | | | | | | | | | | | | |
| TUNE UP KIT—refer to carburetor identification chart— Section 95 | 9A586 | | | | | | | | | | | | | |
| Screw (air horn to carburetor)— fillister head—No. 10—32 x 5/8" | 31628-S7(U-58) | 4 | 4 | 4 | 4 | 4 | 4 | 3 | 4 | | | 3 | 4 | 4 |
| Lockwasher—No. 10 | 34803-S7(X-60) | 4 | 4 | 4 | 4 | 4 | 4 | 3 | 4 | | | 3 | 4 | 4 |
| Connector (carb. to fuel line)5/16" tubing | ★ 382971-S(II-78-A) | AA | | | | | | AG | | | | AK | | |
| Cap (vacuum port)—3/16" | 380614-S(DD-3) | | AB | | | AE | AF | | | | | | | |
| LIMITER (IDLE ADJUSTING NEEDLE) | C7AZ 9J500-B *CM-747 | AA | †AB | AC | AD | AE | †AF | †AG | AH | | | AK | AL | AM |
| BUSHING (THROTTLE SHAFT) | D1DZ 9B508-B *CM-1418 | AA | AB | AC | AD | AE | AF | AG | AH | | | AK | AL | AM |
| WEIGHT (PUMP DISCHARGE BALL) | D2DZ 9B511-A *CM-1473 | AA | AB | AC | AD | AE | AF | AG | AH | | | AK | AL | AM |
| GASKET (THROTTLE BODY TO MAIN BODY) | C8AZ 9516-A *CG-216 | AA | AB | AC | AD | AE | AF | AG | AH | | | AK | AL | AM |
| RESTRICTOR (JET) | 9A521 | | | | | | | | | | | | | |
| Tag codes D5TE—AFA,AFB Tag codes D5TE—AJA,AJB | D1TZ 9A521-A *CM-1410 | AA | | | | | | AG | AH | | | AK | | |
| | D3DZ 9A521-A *CM-1724 | | AB | | AE | AF | | | | | | AL | AM | |
| | D3TZ 9A521-B *CM-1735 | | | AC | AD | | | | | | | | | |
| Tag code D7TE—CCA Tag code D7TE—CBA | D7PZ 9A521-A *CM-2721 | | | | | | | AG | | | | AK | | |
| SCREEN (FUEL FILTER) | C4AZ 9F525-A | AA | AB | AC | AD | AE | AF | AG | AH | | | AK | AL | AM |
| ROD (METERING) | 9A526 | | | | | | | | | | | | | |
| | D3HZ 9A526-F *CM-1734 | AA | | | | | | AG | | | | AK | | |
| | D4UZ 9A526-B *CM-1826 | | AB | | | | | | | | | | | |
| | D3TZ 9A526-E *CM-1733 | | | AC | AD | | | | AH | | | | | |
| | D5PZ 9A526-A *CM-2173 | | | | | AE | AF | | | | | AL | AM | |
| RETAINER (CHOKE SHAFT) | C8UZ 9B527-A *CM-768 | AA | | | | | | AG | | | | AK | | |
| COVER ASSY. (ACCELERATOR PUMP) | D3DZ 9528-A *CM-1725 | AA | AB | AC | AD | AE | AF | AG | AH | | | AK | AM | |
| Screw & washer (cover to carb.)— fillister head—No. 8—32 x 5/8" | 43255-S8(U-74) | 4 | 4 | 4 | 4 | 4 | 4 | 4 | 4 | | | 4 | 4 | 4 |
| LINK (ACCELERATOR PUMP) | D0DZ 9529-A *CM-1324 | AA | AB | AC | AD | AE | AF | AG | AH | | | AK | AL | AM |
| SCREW and WASHER (AIR HORN)—upper round head slotted—No. 10—32 x 1 1/2" | C8DZ 9F529-A | 3 | 3 | 3 | 3 | 3 | 3 | 3 | 3 | | | 3 | 3 | 3 |
| Screw & washer—No. 12—28 X 9/16" round head slotted | C8DZ 9F529-B | | | | | | | AG | | | | AK | | |

1973/79
TRUCK SERIES 100/500

CARTER 1/B CARB.-6 CYL.
3.9L (240 C.I.D.), 4.9L (300 C.I.D.)

| DESCRIPTION/RESTRICTIONS | PART NUMBER | CARB. PARTS LISTS 33AA THRU 33AM | | | | | | | | | | | | |
|--|----------------------------|----------------------------------|----|----|----|----|-----|-----|-----|----|----|----|----|----|
| | | AA | AB | AC | AD | AE | AF | AG | AH | AJ | AK | AL | AM | |
| NOTE: † Not a part of service carburetor | | | | | | | | | | | | | | |
| SCREW (THROTTLE BODY)-lower- fillister head-No. 12-28 x 3/8" | D2TZ 9F529-A | 3 | 3 | 3 | 3 | 3 | 3 | 3 | 3 | | | 3 | 3 | 3 |
| SCREW (CAM RETAINER) | D5TZ 9F529-A | | | | | AE | AF | AG | AH | | | AK | AL | AM |
| ROD (FAST IDLE CAM) | D5DZ 9D530-A *CM-2270 | | AB | AC | AD | AE | AF | | AH | | | | AL | AM |
| JET (MAIN METERING) | 9533 | | | | | | | | | | | | | |
| | C8AZ 9533-A *CJ-171 | AA | | | | | | AG | | | | AK | | |
| | C9TZ 9533-A *CJ-174 | | AB | | | AE | AF | | | | | | AL | AM |
| | C8AZ 9533-B *CJ-179 | | | AC | AD | | | | AH | | | | | |
| LEVER (SOLENOID) | 9538 | | | | | | | | | | | | | |
| Tag code D7TE-CCA | D7PZ 9538-A | | | | | | | †AG | | | | | | |
| Tag codes D7TE-CAA | *CM-2622 | | | | | | | | †AH | | | | AK | |
| Tag code D7TE-CBA | | | | | | | | | | | | | | |
| Screw (lever) No. 10-32 x 1/2" | 40919-S8 (U-259) | | | | | | | AG | †AH | | | AK | | |
| SPRING (THROTTLE RETURN) | D1DZ 9A538-A *CM-1420 | AA | AB | AC | AD | AE | AF | AG | AH | | | AK | AL | AM |
| SCREW (FAST IDLE ADJUSTING) | D1DZ 9B538-D | AA | AB | AC | AD | AE | AF | AG | AH | | | AK | AL | AM |
| BAFFLE (AUTOMATIC CHOKE PLATE) | 9A539 | | | | | | | | | | | | | |
| | D4DZ 9A539-A | | AB | | | AE | AF | | | | | AK | AL | AM |
| | C7DZ 9A539-A | | | AC | AD | | | | AH | | | | | |
| NEEDLE (IDLE ADJUSTING) | C8AZ 9541-F *CM-1007 | AA | AB | AC | AD | AE | AF | AG | AH | | | AK | AL | AM |
| ROD (ACCELERATOR PUMP LINK) | C8AZ 9B542-A *CM-794 | AA | AB | AC | AD | AE | AF | AG | AH | | | AK | AL | AM |
| PLATE (CHOKE) | C7DZ 9545-A *CM-701 | AA | AB | AC | AD | AE | AF | AG | AH | | | AK | AL | AM |
| Screw (choke plate to choke shaft)- fillister head-No. 4-40 x 3/16" | 31291-S(U-43) | 2 | 2 | 2 | 2 | 2 | 2 | 2 | 2 | | | 2 | 2 | 2 |
| SPRING (DIAPHRAGM PUMP) | D5PZ 9B545-A *CM-2175 | | | | | AE | AF | | | | | | AL | AM |
| SHAFT and LEVER ASSY. (CHOKE) | 9546 | | | | | | | | | | | | | |
| | C8UZ 9546-A *CM-773 | AA | | | | | | AG | | | | AK | | |
| | D5PZ 9546-A *CM-2174 | | AB | AC | AD | AE | AF | | AH | | | | AL | AM |
| DASH POT ASSY. | D4TZ 9B549-B *CD-20 | | AB | AC | AD | AE | AF | | †AH | | | | AL | AM |
| | D1DZ 9B549-A *CM-1432 | | | | | AE | †AF | | | | | | AL | AM |
| MODULATOR (THROTTLE) | D5TZ 9B549-A *CD-23 | | | | | | | †AG | †AH | | | | AK | |
| Tag code D5TE-AJA | | | | | | | | | | | | | | |
| Screw (att. modulator)- No. 12-24 X 1/2" | 378608-S8(UU-52-D) | | | | | | | 2 | 2 | | | 2 | | |
| Nut (dashpot assy.)-5/16"-24 | 33923-S8 (M-32) | | AB | AC | | AE | †AF | | | | | | AL | AM |
| FLOAT ASSY. | D5TZ 9550-A *CM-703-A | AA | AB | AC | AD | AE | AF | AG | AH | | | AK | AL | AM |
| BRACKET (DASHPOT MOUNTING) | 9B550 | | | | | | | | | | | | | |
| | D4DZ 9B550-A *CM-1434-A | | | | | AE | †AF | | | | | | AL | AM |
| | D4TZ 9B550-C *CM-1870 | | AB | AC | | | | | | | | | | |

NOTICE: When the parts list suffix is shown in the quantity required column, the quantity is one (1).

CARTER 1/B CARB.-6 CYL.
3.9L (240 C.I.D.), 4.9L (300 C.I.D.)

1973/79
TRUCK SERIES 100/500

SECTION 95.33 11

| DESCRIPTION/RESTRICTIONS | PART NUMBER | CARB. PARTS LISTS 33AA THRU 33AM | | | | | | | | | | | |
|---|---------------------------|----------------------------------|----|----|----|----|----|----|----|----|----|----|----|
| | | AA | AB | AC | AD | AE | AF | AG | AH | AJ | AK | AL | AM |
| NOTE: † Not a part of service carburetor | | | | | | | | | | | | | |
| LEVER (CHOKE) | D4HZ 9551-A *CM-1827 | AA | | | | | | AG | | | AK | | |
| SHAFT (FLOAT LEVER) | C7DZ 9558-A | AA | AB | AC | AD | AE | AF | AG | AH | | AK | AL | AM |
| HUB (FAST IDLE CAM) | D1DZ 9D558-B *CM-1419 | AA | AB | AC | AD | | | | | | | | |
| DIAPHRAGM ASSY. (ACCELERATOR PUMP) | C7DZ 9B559-A *CM-704 | AA | AB | AC | AD | AE | AF | AG | AH | | AK | AL | AM |
| SPRING (CHOKE) | C8UZ 9560-A *CM-775 | AA | | | | | | AG | | | AK | | |
| GASKET (FLOAT BOWL) | C7DZ 9561-A | AA | AB | AC | AD | AE | AF | AG | AH | | AK | AL | AM |
| VALVE and SEAT ASSY. (FUEL INLET) | D0TZ 9564-A *CV-79 | AA | AB | AC | AD | AE | AF | AG | AH | | AK | AL | AM |
| FILLER (ACCELERATOR PUMP CAVITY) | 9F565 | | | | | | | | | | | | |
| | C8DZ 9F565-A | AA | | AC | AD | | | AG | AH | | AK | | |
| | D5PZ 9F565-B | | | | | AE | AF | | | | | AL | AM |
| GASKET (FUEL INLET NEEDLE SEAT) | C6VY 9569-A | AA | AB | AC | AD | AE | AF | AG | AH | | AK | AL | AM |
| SPRING (THROTTLE RETURN) | D6PZ 9B569-A | | | | | | | AG | AH | | AK | | |
| BALL (PUMP DISCHARGE) | D2DZ 9576-A *CM-1476 | AA | AB | AC | AD | AE | AF | AG | AH | | AK | AL | AM |
| LEVER (CHOKE) | D5DZ 9F577-B *CM-2277 | | | | | | | | AH | | | | |
| SPRING (IDLE ADJUSTING SCREW) | C8VY 9578-A *CM-750 | AA | AB | AC | AD | AE | AF | AG | AH | | AK | AL | AM |
| SPRING (IDLE ADJUSTING NEEDLE) | C8DZ 9578-A *CM-776 | AA | AB | AC | AD | | | AG | AH | | AK | AL | AM |
| Screw (fast idle speed)-No. 8-32 x 1" | 31125-S (U-53) | AA | AB | AC | AD | AE | AF | AG | AH | | AK | AL | AM |
| SPRING (FAST IDLE ADJUSTING SCREW) | B7A 9578-B | AA | AB | AC | AD | AE | AF | AG | AH | | AK | AL | AM |
| LEVER and SHAFT ASSY. (THROTTLE) | 9581 | | | | | | | | | | | | |
| | D4TZ 9581-L *CM-1871 | AA | | | | | | | | | | | |
| | D4UZ 9581-A *CM-1866 | | AB | AC | | | | | | | | | |
| | D4DZ 9581-D *CM-1415-A | | | | AD | AE | AF | | | | | AL | AM |
| Tag codes D5TE-AJA,AJB | D5TZ 9581-K *CM-2285 | | | | | | | | | | AK | | |
| Tag codes D5TE-AFA,AFB | D5TZ 9581-J *CM-2284 | | | | | | | AG | | | | | |
| Tag codes D5TE-AGA,AGB | D5TZ 9581-H *CM-2283 | | | | | | | | AH | | | | |
| Tag code D7TE-CAA, D7PE-KA | D7PZ 9581-D *CM-2717 | | | | | | | | AH | | | | |
| Tag code D7TE-CBA | D7PZ 9581-E *CM-2718 | | | | | | | | | | AK | | |
| Tag code D7TE-CCA | D7PZ 9581-F *CM-2719 | | | | | | | AG | | | | | |
| Screw (throttle shaft) - No. 10-32 x 5/16" | 355177-S(BB-77-M) | | | | | AE | AF | AG | AH | | AK | AL | AM |
| SPACER (DIAPHRAGM) | D0DZ 9B581-A | | | | | AE | AF | | | | | AL | AM |
| LEVER (THROTTLE) | D8PZ 9583-A *CM-2945 | | | | | | | AG | AH | | | | |
| PLATE (THROTTLE) | C8AZ 9585-G *CM-798 | AA | AB | AC | AD | AE | AF | AG | AH | | AK | AL | AM |
| Screw (plate to lever and shaft)- No. 4-40 x 3/16" | 31291-S(U-43) | 2 | 2 | 2 | 2 | 2 | 2 | 2 | 2 | | 2 | 2 | 2 |

1973/79
TRUCK SERIES 100/500

CARTER 1/B CARB.-6 CYL.
3.9L (240 C.I.D.), 4.9L (300 C.I.D.)

| DESCRIPTION/RESTRICTIONS | PART NUMBER | CARB. PARTS LISTS 33AA THRU 33AM | | | | | | | | | | | | |
|--|---------------------------|----------------------------------|----|----|----|----|----|----|-----|-----|----|----|----|----|
| | | AA | AB | AC | AD | AE | AF | AG | AH | AJ | AK | AL | AM | |
| NOTE: † Not a part of service carburetor | | | | | | | | | | | | | | |
| BRACKET (SOLENOID) Tag codes D7TE-CAA,CBA,CCA | D7PZ 9J586-A | | | | | | | | †AG | †AH | | AK | | |
| Screw (bracket)-No. 12-24 x 1/2" | 378608-S8(UU-52-D) | | | | | | | | 2 | 2 | | 2 | | |
| LEVER (ACCELERATOR PUMP) | C7DZ 9D591-A | AA | AB | AC | AD | AE | AF | AG | †AH | | | AK | AL | AM |
| Screw (accelerator lever to throttle lever)-pan head-No. 10-32 x 3/8" | 42802-S8(U-33) | AA | AB | AC | AD | AE | AF | AG | AH | | | AK | AL | AM |
| BRACKET (CHOKE TUBE) | D4TZ 9595-A *CM-1868 | AA | | | | | | | AG | | | AK | | |
| CAM (FAST IDLE) | D3HZ 9597-A *CM-1730 | AA | | | | | | | AG | | | AK | | |
| CAM KIT (FAST IDLE) Consists of (1) cam fast idle, (1) fast idle rod, (1) fast idle rod retainer, (1) fast idle cam lever | D1DZ 9597-D *CM-1417-A | | AB | AC | AD | AE | AF | AG | AH | | | AK | AL | AM |
| SPRING (ACCELERATOR PUMP UPPER) | C7DZ 9D598-A | AA | AB | AC | AD | AE | AF | AG | AH | | | AK | AL | AM |
| RETAINER (ACCELERATOR PUMP SPRING-UPPER) | C7DZ 9599-A | AA | AB | AC | AD | AE | AF | AG | AH | | | AK | AL | AM |
| RETAINER (FAST IDLE CAM ROD) | D1DZ 9599-A *CM-1467 | AA | AB | AC | AD | AE | AF | | AH | | | | AL | AM |
| RETAINER (METERING ROD PLATE) | D5TZ 9599-A *CM-2226 | | | | | AE | AF | | †AH | | | | AL | AM |
| RETAINER (BOWL VENT LEVER) | D8PZ 9599-A *CM-2884 | | | | | | | | AH | | | | | |
| ROD (CHOKE CONTROL) | D3HZ 9A599-A *CM-1776 | AA | | | | | | | AG | | | AK | | |
| SCREW (AIR CLEANER RETAINER TO CARBURETOR)-slotted pan head-No. 10-24 x 1/2" | C8DZ 9C631-A | 2 | 2 | 2 | 2 | 2 | 2 | 2 | 2 | 2 | | 2 | 2 | 2 |
| SPRING (ACCELERATOR PUMP LEVER RETURN) | ★ ECZ 9636-B | AA | AB | AC | AD | | | | AG | AH | | AK | | |
| RETAINER (AIR CLEANER TO CARBURETOR) | C8DZ 9B672-A | AA | AB | AC | AD | AE | AF | AG | AH | | | AK | AL | AM |
| RETAINER (THROTTLE SHAFT) | D5DZ 9688-A *CM-2280 | | | | | | | | AH | | | | | |
| FITTING (CHOKE HEAT TUBE) | D5TZ 9C786-A | | | | | AE | AF | | AH | | | | AL | AM |
| ARM ASSY. (METERING ROD) | 9D819 | | | | | | | | | | | | | |
| Tag codes D5TE-AFA,AFB Tag codes D5TE-AGA,AGB Tag codes D5TE-AJA,AJB | D0DZ 9D819-A *CM-1325 | AA | AB | AC | AD | AE | AF | AG | | AH | | | AL | AM |
| Tag code D7TE-CAA, D7PE-KA Tag code D7TE-CBA Tag code D7TE-CCA | D7PZ 9D819-B *CM-2720 | | | | | | | | AH | | | AK | | |
| PISTON (CHOKE) | 9840 | | | | | | | | | | | | | |
| | D4TZ 9840-B *CM-1873 | | AB | | | AE | AF | | | | | | AL | AM |
| | D1TZ 9840-B *CM-1438 | | | AC | AD | | | | AH | | | | | |
| CLAMP (THERMOSTATIC CHOKE HOUSING) | 9842 | | | | | | | | | | | | | |
| | D0ZZ 9842-A *CM-1234 | | | 3 | 3 | | | | 3 | 3 | | | | |
| | D4DZ 9842-B *CM-1829 | | AB | | | AE | AF | | | | | | AL | AM |
| Screw (clamp housing)-No. 8-32 x 1/4" | 31032-S8(U-47) | | 3 | 3 | 3 | 3 | 3 | | 3 | | | 3 | 3 | |
| HOUSING (THERMOSTATIC CHOKE) | 9848 | | | | | | | | | | | | | |
| Incl. (1) B8A 9871-B gasket | D4TZ 9848-E *CM-1869 | | AB | | | AE | AF | | | | | | AL | AM |

NOTICE: When the parts list suffix is shown in the quantity required column, the quantity is one (1).

CARTER 1/B CARB.-6 CYL.
 3.9L (240 C.I.D.), 4.9L (300 C.I.D.)

1973/79
 TRUCK SERIES 100/500

SECTION 95.33 13

| DESCRIPTION/RESTRICTIONS | PART NUMBER | CARB. PARTS LISTS 33AA THRU 33AM | | | | | | | | | | | |
|--|-------------------------|----------------------------------|----|----|----|----|----|----|-----|----|----|----|----|
| | | AA | AB | AC | AD | AE | AF | AG | AH | AJ | AK | AL | AM |
| NOTE: † Not a part of service carburetor | | | | | | | | | | | | | |
| HOUSING (THERMOSTATIC CHOKE) 9848 — Cont'd | | | | | | | | | | | | | |
| Incl. (1) B8A 9871-B gasket | D0DZ 9848-A *CM-1075 | | | AC | AD | | | | AH | | | | |
| Screw (att. housing cover)-No. 8-32 x 5/16" | 31037-S7(U-48) | | | | | | | 3 | 3 | | | 3 | 3 |
| SOLENOID ASSY. (THROTTLE CONTROL) Tag codes D7TE-CAA | D7PZ 9D856-A *CS-10 | | | | | | | | †AH | | | | |
| Nut (solenoid) 7/16-20 | 45219-S(M-173) | | | | | | | | AH | | | | |
| GASKET (THERMOSTATIC CHOKE HOUSING) Tag codes D5TE-AGA,AGB,D7TE-CAA | B8A 9871-B | | AB | AC | AD | AE | AF | | AH | | | AL | AM |
| Tag code D7PE-KA | C3VY 9871-A *CG-135 | | | | | | | | AH | | | | |
| RETAINER (PUMP SPRING LOWER) | ★ ECZ 99704-A | AA | AB | AC | AD | AE | | AG | AH | | AK | | |

1973/79
TRUCK SERIES 100/500

CARTER 1/B CARB.-6 CYL.
3.9L (240 C.I.D.), 4.9L (300 C.I.D.)

| DESCRIPTION/RESTRICTIONS | PART NUMBER | CARB. PARTS LISTS 33AN THRU 33AZ | | | | | | | | | | | |
|---|---------------------------|----------------------------------|----|----|----|----|----|----|----|----|----|----|-------|
| | | AN | AP | AQ | AR | AS | AT | AU | AV | AW | AX | AY | AZ |
| GASKET SET—refer to carburetor identification chart— Section 95 | 9502 | | | | | | | | | | | | |
| TUNE UP KIT—refer to carburetor identification chart— Section 95 | 9A586 | | | | | | | | | | | | |
| Screw (air horn to carburetor)— fillister head—No. 10—32 x 5/8" | 31628-S7(U-58) | 4 | 4 | 4 | 4 | 4 | 4 | 4 | 4 | 4 | 4 | 4 | 4 |
| Lockwasher—No. 10 | 34803-S7(X-60) | 4 | 4 | 4 | 4 | 4 | 4 | 4 | 4 | 4 | 4 | 4 | 4 |
| Cap (vacuum port)—3/16" | 380614-S(DD-3) | | | AQ | | | | AT | AU | AV | | | |
| Connector (carb. to fuel line)—5/16" tubing | ★ 382971-S | | | | | | | | | | | | AZ |
| LIMITER (IDLE ADJUSTING NEEDLE) | 9J500 | | | | | | | | | | | | |
| | C7AZ 9J500-B *CM-747 | AN | AP | AQ | AR | AS | AT | AU | AV | AW | | | |
| | D6PZ 9J500-A *CM-747-B | | | | | | | | | | AX | AY | AZ |
| SEAL (ACCELERATOR PUMP LIFTER LINK) | D8PZ 9B501-A *CM-2891 | | | | | | | | | | | 4 | 4 |
| BUSHING (THROTTLE SHAFT) | D1DZ 9B508-B *CM-1418 | AN | AP | AQ | AR | AS | AT | AU | AV | AW | | | AZ |
| | D5PZ 9B508-A *CM-2194 | | | | | | | | | | AX | AY | |
| WEIGHT (PUMP DISCHARGE BALL) | D2DZ 9B511-A *CM-1473 | AN | AP | AQ | AR | AS | AT | AU | AV | AW | AX | AY | AZ |
| LEVER (BOWL VENT) | 9A515 | | | | | | | | | | | | |
| Inner | D8PZ 9A515-A *CM-2882 | | | | | | | | | | | | AY |
| Outer | D8PZ 9A515-C *CM-2895 | | | | | | | | | | | | AY |
| ROD (BOWL VENT) | D8PZ 9A515-B *CM-2888 | | | | | | | | | | | | AY AZ |
| SOLENOID | D8PZ 9A515-E *CM-2913 | | | | | | | | | | | | AZ |
| GASKET (THROTTLE BODY TO MAIN BODY) | 9516 | | | | | | | | | | | | |
| | C8AZ 9516-A *CG-216 | AN | AP | AQ | AR | AS | AT | AU | AV | AW | | | |
| | D5PZ 9516-B *CG-454 | | | | | | | | | | AX | | |
| | D8PZ 9516-A *CG-510 | | | | | | | | | | | | AY |
| | D8PZ 9516-B *CG-518 | | | | | | | | | | | | AZ |
| BRACKET (DUMP VALVE-VENT) | D9PZ 9E520-A *CM-3108 | | | | | | | | | | | | AY |
| RESTRICTOR (JET) Tag code D5TE-AEA,CAA,CBA,D6TE-HA,KA, ZA,D6UE-FA,MA Tag codes D7PE-NA, D7TE-CDA | D3DZ 9A521-A *CM-1724 | | | AQ | AR | AS | AT | AU | AV | | | AX | |
| Tag code D6TE-DA | D1TZ 9A521-A *CM-1410 | | | AQ | | | | | | AW | | | |
| | D0DZ 9A521-B *CM-1070 | | | | | | | | | | | | AZ |

NOTICE: When the parts list suffix is shown in the quantity required column, the quantity is one (1).

CARTER 1/B CARB.-6 CYL.
3.9L (240 C.I.D.), 4.9L (300 C.I.D.)

1973/79
TRUCK SERIES 100/500

SECTION 95.33 15

| DESCRIPTION/RESTRICTIONS | PART NUMBER | CARB. PARTS LISTS 33AN THRU 33AZ | | | | | | | | | | | | |
|---|----------------------------|----------------------------------|----|----|----|----|----|----|----|----|----|----|----|--|
| | | AN | AP | AQ | AR | AS | AT | AU | AV | AW | AX | AY | AZ | |
| | D3TZ 9A521-B *CM-1735 | AN | AP | | | | | | | | | | | |
| Tag codes D7PE-RA,SA, D7TE-MA,PA, CEA,CFA,CFB Tag codes D8TE-BVA, D8UE-AAA Tag code D8TE-CKB | D6PZ 9A521-A *CM-2377 | | | | | | | | | | | AX | AY | |
| Tag code D8TE-BWA, CNA, D8UE-ZA,ZB | D0DZ 9A521-A *CM-1069 | | | | | | | | | | | | AY | |
| Tag code D8TE-BUA | ★ D1DZ 9A521-C *CM-1457 | | | | | | | | | | | | AY | |
| | ★ D1TZ 9A521-B *CM-1411 | | | | | | | | | | | | AY | |
| SCREEN (FUEL FILTER) ROD (METERING) | C4AZ 9F525-A 9A526 | AN | AP | AQ | AR | AS | AT | AU | AV | AW | AX | AY | AZ | |
| | D5PZ 9A526-A *CM-2173 | | | | AR | AS | AT | AU | AV | | | | | |
| | D3UZ 9A526-A *CM-1820 | | | | | | | | | AW | | | | |
| | D3TZ 9A526-E *CM-1733 | AN | AP | | | | | | | | | | AZ | |
| Tag codes D5TE-AEA,CAA,CBA,D6TE-HA,KA,ZA, D6UE-FA,MA Tag code D6TE-DA | D5DZ 9A526-E *CM-2266 | | | | AQ | | | | | | | | | |
| Tag codes D7PE-SA, D7TE-MA,PA | D6PZ 9A526-A *CM-2355 | | | | AQ | | | | | | | | | |
| Tag codes D7PE-NA,RA, D7TE-CDA,CEA, CFA,CFB Tag code D8TE-BUA | D7PZ 9A526-C *CM-2607 | | | | | | | | | | | AX | | |
| Tag codes D8TE-BWA, CKB, CNA, D8UE-ZA,ZB | D7PZ 9A526-G *CM-3038 | | | | | | | | | | | AX | | |
| Tag codes D8TE-BYA, D8UE-AAA | D8PZ 9A526-A *CM-2885 | | | | | | | | | | | | AY | |
| | D8PZ 9A526-B *CM-2886 | | | | | | | | | | | | AY | |
| | D8PZ 9A526-C *CM-2887 | | | | | | | | | | | | AY | |
| COVER ASSY. (ACCELERATOR PUMP) | 9528 | | | | | | | | | | | | | |
| | D3DZ 9528-A *CM-1725 | AN | AP | AQ | AR | AS | AT | AU | AV | AW | | | AZ | |
| | D5DZ 9528-A *CM-2228 | | | | | | | | | | AX | AY | | |
| Screw & washer (cover to carb.)- fillister head-No. 8-32 x 5/8" | 43255-S8(U-74) | 4 | 4 | 4 | 4 | 4 | 4 | 4 | 4 | 4 | 4 | 4 | 4 | |
| LINK (ACCELERATOR PUMP) | 9529 | | | | | | | | | | | | | |
| | D0DZ 9529-A *CM-1324 | AN | AP | AQ | AR | AS | AT | AU | AV | AW | | | | |
| | D5PZ 9529-A *CM-2192 | | | | | | | | | | AX | | | |
| | D8PZ 9529-A *CM-2889 | | | | | | | | | | | AY | | |
| | D8PZ 9529-B *CM-2946 | | | | | | | | | | | | AZ | |

1973/79
TRUCK SERIES 100/500

CARTER 1/B CARB.-6 CYL.
3.9L (240 C.I.D.), 4.9L (300 C.I.D.)

| DESCRIPTION/RESTRICTIONS | PART NUMBER | CARB. PARTS LISTS 33AN THRU 33AZ | | | | | | | | | | | | | |
|---|----------------------------------|----------------------------------|----|----|----|----|----|----|----|----|----|----|----|----|--|
| | | AN | AP | AQ | AR | AS | AT | AU | AV | AW | AX | AY | AZ | | |
| SCREW and WASHER (AIR HORN)-upper round head slotted-No. 10-32 x 1 1/2" | C8DZ 9F529-A | 3 | 3 | 3 | 3 | 3 | 3 | 3 | 3 | 3 | 3 | 3 | 3 | 3 | |
| SCREW and WASHER-No. 12-28 x 9/16"-round head-slotted | C8DZ 9F529-B | | | | | | | AT | AU | AV | | | | | |
| SCREW (THROTTLE BODY)-lower-fillister head-No. 12-28 x 3/8" | D2TZ 9F529-A | 3 | 3 | 3 | 3 | 3 | 3 | 3 | 3 | 3 | 3 | 3 | 3 | | |
| SCREW (CAM RETAINING)-No. 12-28 shoulder | D5TZ 9F529-A | AN | AP | AQ | AR | AS | AT | AU | AV | | AX | AY | AZ | | |
| ROD (FAST IDLE CAM) | D5DZ 9D530-A *CM-2270 | | | | | | | | | | | AX | AY | AZ | |
| JET (MAIN METERING) | C9TZ 9533-A *CJ-174 | AN | AP | | AR | AS | AT | AU | AV | | AX | | | | |
| | D0TZ 9533-A *CJ-183 | | | AQ | | | | | | | | | | | |
| | C8AZ 9533-A *CJ-171 | | | | | | | | | AW | | AY | AZ | | |
| LEVER (BOWL VENT OPERATING) | D7PZ 9538-A *CM-2893 | | | | | | | | | | | AY | | | |
| SPRING (THROTTLE RETURN) | D1DZ 9A538-A | AN | AP | AQ | AR | AS | AT | AU | AV | AW | | | | | |
| SCREW (FAST IDLE ADJUSTING) | D1DZ 9B538-D | AN | AP | AQ | AR | AS | AT | AU | AV | AW | | | AZ | | |
| SCREW (IDLE SPEED)- Tag code D7PE-NA | D5PZ 9B538-A *CM-2183 | | | | | | | | | | | AX | | | |
| BAFFLE (AUTOMATIC CHOKE PLATE) | D4DZ 9A539-A | | | AQ | AR | AS | AT | AU | AV | | AX | AY | | | |
| | C7DZ 9A539-A | AN | AP | | | | | | | AW | | | AZ | | |
| NEEDLE (IDLE ADJUSTING) | C8AZ 9541-F *CM-1007 | AN | AP | AQ | AR | AS | AT | AU | AV | AW | | | AZ | | |
| | D7PZ 9541-A *CM-2608 | | | | | | | | | | AX | AY | | | |
| ROD (ACCELERATOR PUMP LINK) | C8AZ 9B542-A *CM-794 | AN | AP | AQ | AR | AS | AT | AU | AV | AW | | | | | |
| | D5PZ 9B542-A *CM-2191 | | | | | | | | | | AX | AY | | | |
| | D8PZ 9B542-A *CM-2947 | | | | | | | | | | | | AZ | | |
| TUBE (PUMP PASSAGE) | D5DZ 9544-A *CM-2230 | | | | | | | | | | AX | AY | | | |
| PLATE (CHOKE) | C7DZ 9545-A *CM-701 | AN | AP | AQ | AR | AS | AT | AU | AV | AW | AX | AY | AZ | | |
| Screw (choke plate to choke shaft)-fillister head-No. 4-40 x 3/16" | 31291-S(U-43) | 2 | 2 | 2 | 2 | 2 | 2 | 2 | 2 | 2 | 2 | 2 | 2 | | |
| SPRING (DIAPHRAGM PUMP) also refer to 9636 Tag code D6UE-FA Tag codes D7TE-MA,PA, D7PE-SA | D5PZ 9B545-A *CM-2175 | AN | AP | AQ | AR | AS | AT | AU | AV | AW | | | AZ | | |
| SPRING (ACCELERATOR PUMP-LOWER)- Tag code D7TE-CFA | D7PZ 9B545-A *CM-3039 | | | | | | | | | | AX | | | | |
| SHAFT and LEVER ASSY. (CHOKE) | D5PZ 9546-A *CM-2174 | AN | AP | AQ | AR | AS | AT | AU | AV | AW | AX | AY | AZ | | |
| DASHPOT ASSY. | D1DZ 9B549-A *CM-1432 | AN | | AQ | AR | AS | AT | AU | AV | | AX | AY | | | |
| MODULATOR (THROTTLE) | D5TZ 9B549-A *CD-23 | | | | | | | | | | | | AZ | | |
| Screw (att modulator)-No.12-24 x 1/2" | 378608-S8(11-52-D) | | | | | | | | | | | | 2 | | |
| Nut (dashpot assy.)-5/16"-24 | 33923-S8(M-32) | AN | | AQ | AR | AS | AT | AU | AV | | AX | AY | AZ | | |
| FLOAT ASSY. | 9550 D5TZ 9550-A *CM-703-A | AN | AP | AQ | AR | AS | AT | AU | AV | AW | AX | | | | |

NOTICE: When the parts list suffix is shown in the quantity required column, the quantity is one (1).

CARTER 1/B CARB.-6 CYL.
3.9L (240 C.I.D.), 4.9L (300 C.I.D.)

1973/79
TRUCK SERIES 100/500

SECTION 95.33 17

| DESCRIPTION/RESTRICTIONS | PART NUMBER | CARB. PARTS LISTS 33AN THRU 33AZ | | | | | | | | | | | | |
|--|----------------------------|----------------------------------|----|----|----|----|----|----|----|----|----|-----|----|----|
| | | AN | AP | AQ | AR | AS | AT | AU | AV | AW | AX | AY | AZ | |
| NOTE: † Not a part of service carburetor | | | | | | | | | | | | | | |
| FLOAT ASSY. | 9550 — Cont'd | | | | | | | | | | | | | |
| | D8PZ 9550-A *CM-2943 | | | | | | | | | | | | AY | AZ |
| BRACKET (DASH POT MOUNTING) | D4DZ 9B550-A *CM-1434-A | AN | | AQ | AR | AS | AT | AU | | | | | | |
| | D7PZ 9B550-A *CM-2611 | | | | | | | | | | | †AX | AY | |
| VALVE ASSY (DUMP) | D8PZ 9S553-A *CM-2894 | | | | | | | | | | | | AY | |
| SEAL (VENT ARM) | D8PZ 9557-A *CM-2892 | | | | | | | | | | | | AY | |
| SHAFT (FLOAT LEVER) | C7DZ 9558-A | AN | AP | AQ | AR | AS | AT | AU | AV | AW | AX | AY | AZ | |
| HUB (FAST IDLE CAM) | D1DZ 9D558-B *CM-1419 | | | | | | | | | AW | | | | |
| DIAPHRAGM ASSY. (ACCELERATOR PUMP) | C7DZ 9B559-A *CM-704 | AN | AP | AQ | AR | AS | AT | AU | AV | AW | AX | AY | AZ | |
| SPRING (BOWL VENT) | D5DZ 9560-A *CM-2229 | | | | | | | | | | | AY | AZ | |
| GASKET (FLOAT BOWL) | 9561 | | | | | | | | | | | | | |
| | C7DZ 9561-A | AN | AP | AQ | AR | AS | AT | AU | AV | AW | AX | | | |
| | D8PZ 9561-D *CG-519 | | | | | | | | | | | AY | AZ | |
| GROMMET (SEAL BOWL VENT) | D5DZ 9562-A *CM-2268 | | | | | | | | | | | AY | AZ | |
| VALVE and SEAT ASSY. (FUEL INLET) | DOTZ 9564-A *CV-79 | AN | AP | AQ | AR | AS | AT | AU | AV | AW | AX | AY | AZ | |
| FILLER (ACCELERATOR PUMP CAVITY) | 9F565 | | | | | | | | | | | | | |
| | C8DZ 9F565-A | AN | AP | | | | | AU | | AW | | AY | AZ | |
| | D5PZ 9F565-B | | | | | AS | AT | AU | AV | | | | | |
| GASKET (FUEL INLET NEEDLE SEAT) | C6VY 9569-A | AN | AP | AQ | AR | AS | AT | AU | AV | AW | AX | AY | AZ | |
| SPRING (THROTTLE RETURN) | D6PZ 9B569-A | | | AQ | | | | | | | | | | AZ |
| BALL (PUMP DISCHARGE) | D2DZ 9576-A *CM-1476 | AN | AP | AQ | AR | AS | AT | AU | AV | AW | AX | AY | AZ | |
| LEVER (CHOKE) | D5DZ 9F577-B *CM-2277 | | | | | | | | | | AX | AY | AZ | |
| SPRING (IDLE ADJUSTING SCREW) | C8VY 9578-A *CM-750 | AN | AP | AQ | AR | AS | AT | AU | AV | AW | AX | 2 | AZ | |
| SPRING (IDLE ADJUSTING NEEDLE) | C8DZ 9578-A *CM-776 | AN | AP | AQ | AR | AS | AT | AU | AV | AW | AX | AY | AZ | |
| SPRING (IDLE SPEED ADJUSTING) | B7A 9578-B | | | | | | | | | | | | | AZ |
| Screw (fast idle speed)—No. 8-32 x 1" | 31125-S(U-53) | AN | AP | AQ | AR | AS | AT | AU | AV | | | | | |
| Screw (fast idle speed)—No. 8-32 x 3/4" | 31093-S7-8(U-52) | | | | | | | | | | | AX | AY | |
| Screw (fast idle) No. 8-32 x 1 3/16" | 373681-S100 (UU-72-B) | | | | | | | | | | | AX | AY | |
| SPRING (FAST IDLE ADJUSTING SCREW) | B7A 9578-B | AN | AP | AQ | AR | AS | AT | AU | AV | AW | | | | |
| LEVER and SHAFT ASSY. (THROTTLE) | D4DZ 9581-D *CM-1415-A | AN | AP | AQ | AR | AS | AT | AU | AV | | | | | |
| | D4UZ 9581-A *CM-1866 | | | | | | | | | AW | | | | |
| Tag codes D7TE-MA,PA,CDA,CEA,CFA,CFB | D7PZ 9581-B *CM-2609 | | | | | | | | | | | AX | | |
| Tag codes D7PE-NA,RA,SA | D7PZ 9581-G *CM-3298 | | | | | | | | | | | AX | | |
| | D8PZ 9581-A *CM-2881 | | | | | | | | | | | | AY | |
| | D7PZ 9581-D *CM-2717 | | | | | | | | | | | | | AZ |
| Screw (throttle shaft)—No. 10-32 X 5/16" | 355177 S(BB-77-M) | AN | AP | AQ | AR | AS | AT | AU | AV | | | | | AZ |

1973/79
TRUCK SERIES 100/500

CARTER 1/B CARB.-6 CYL.
3.9L (240 C.I.D.), 4.9L (300 C.I.D.)

| DESCRIPTION/RESTRICTIONS | PART NUMBER | CARB. PARTS LISTS 33AN THRU 33AZ | | | | | | | | | | | | |
|--|---------------------------|----------------------------------|----|----|----|----|----|----|----|----|----|----|----|----|
| | | AN | AP | AQ | AR | AS | AT | AU | AV | AW | AX | AY | AZ | |
| SPACER (DIAPHRAGM) | D0DZ 9B581-A | | | | | | | | | | | | | |
| LEVER (THROTTLE ARM) | D8PZ 9583-A *CM-2945 | | | | | | | | | | | | | AZ |
| PLATE (THROTTLE) | C8AZ 9585-G *CM-798 | AN | AP | AQ | AR | AS | AT | AU | AV | AW | | | | AZ |
| | D5PZ 9585-A *CM-2187 | | | | | | | | | | | AX | AY | |
| Screw (plate to lever and shaft)- No. 4-40 x 3/16" | 31291-S(U-43) | 2 | 2 | 2 | 2 | 2 | 2 | 2 | 2 | 2 | 2 | 2 | 2 | 2 |
| BRACKET (SOLENOID) | D7PZ 9J586-A | | | | | | | | | | | | | AZ |
| Screw (bracket)-No.12-24 x 1/2" | 378608-S8(UU-52-D) | | | | | | | | | | | | | 2 |
| LEVER (ACCELERATOR PUMP) | C7DZ 9D591-A | AN | AP | AQ | AR | AS | AT | AU | AV | AW | | | | |
| Screw (accelerator lever to throttle lever)- pan head-No. 10-32 x 3/8" | 42802-S8(U-33) | AN | AP | AQ | AR | AS | AT | AU | AV | AW | | | | |
| ARM (THROTTLE SHAFT) | D5PZ 9D591-B *CM-2185 | | | | | | | | | | | AX | AY | |
| LEVER (BOWL VENT OPERATING) | D8PZ 9D591-A *CM-2883 | | | | | | | | | | | | | AY |
| Screw(throttle arm) No. 8-32 x 7/32" | 359167-S8(BB-658) | | | | | | | | | | | AX | | |
| CAM KIT (FAST IDLE) - Consists of (1) cam fast idle, (1) fast idle rod, (1) fast idle rod retainer, (1) fast idle cam lever | D1DZ 9597-D *CM-1417-A | AN | AP | AQ | AR | AS | AT | AU | AV | AW | | | | AZ |
| CAM(FAST IDLE) | D7PZ 9597-A *CM-2610 | | | | | | | | | | | AX | AY | |
| SPRING (ACCELERATOR PUMP UPPER) | C7DZ 9D598-A | AN | AP | AQ | AR | AS | AT | AU | AV | AW | AX | AY | AZ | |
| RETAINER (ACCELERATOR PUMP SPRING)- UPPER | C7DZ 9599-A | AN | AP | AQ | AR | AS | AT | AU | AV | AW | AX | AY | AZ | |
| RETAINER (METERING ROD PLATE) | D5TZ 9599-A *CM-2226 | AN | AP | AQ | AR | AS | AT | AU | AV | | AX | AY | | |
| RETAINER (FAST IDLE CAM) | D1DZ 9599-A *CM-1467 | | | AQ | | | | | | AW | AX | AY | AZ | |
| WASHER (THROTTLE SHAFT) | D5DZ 9599-A *CM-2269 | | | | | | | | | | | | AY | AZ |
| RETAINER (PUMP LIFTER SEAL) | D8PZ 9599-A *CM-2884 | | | | | | | | | | | | AY | AZ |
| SCREW (AIR CLEANER RETAINER TO CARBURETOR)-slotted pan head- No. 10-24 x 1/2" | C8DZ 9C631-A | 2 | 2 | 2 | 2 | 2 | 2 | 2 | 2 | 2 | 2 | 2 | 2 | 2 |
| SPRING (PUMP DIAPHRAGM) also refer to 9B545 | 9636 | | | | | | | | | | | | | |
| Tag code D5TE-CAA, D6TE-ZA | D3TZ 9636-A | | | AQ | | | | | | | | | | |
| Tag code D7TE-CDA, D7PE-NA,RA | *CM-1821 | | | | | | | | | | | AX | | |
| Tag code D8TE-BWA | | | | | | | | | | | | | AY | |
| Tag code D5UE-AAA,D6UE-MA | C8UZ 9636-A | | | AQ | | | | | | | | | | |
| Tag codes D7TE-CEA,CFB | *CM-785 | | | | | | | | | | | AX | | |
| Tag code D8TE-BUA, BVA, CNA, D8UE-ZB | | | | | | | | | | | | | AY | |
| Tag code D5TE-CBA,D6TE-HA,KA | D0ZZ 9636-B | | | AQ | | | | | | | | | | |
| Tag code D8TE-CKB | *CM-1230 | | | | | | | | | | | | AY | |
| Tag code D6TE-DA | D5DZ 9636-A | | | AQ | | | | | | | | | | |
| Tag code D8UE-AAA, ZA | *CM-2278 | | | | | | | | | | | | AY | |
| RETAINER (AIR CLEANER TO CARBURETOR) | 9B672 | | | | | | | | | | | | | |
| | C8DZ 9B672-A | AN | AP | AQ | AR | AS | AT | AU | AV | AW | AX | | | AZ |
| | D8PZ 9B672-A | | | | | | | | | | | | AY | |
| RETAINER (THROTTLE SHAFT) | D5DZ 9688-A *CM-2280 | | | | | | | | | | | | AY | AZ |
| FITTING (CHOKE HEAT TUBE) | D5TZ 9C786-A | AN | AP | AQ | AR | AS | AT | AU | AV | | AX | AY | AZ | |

NOTICE: When the parts list suffix is shown in the quantity required column, the quantity is one (1).

CARTER 1/B CARB.-6 CYL.
3.9L (240 C.I.D.), 4.9L (300 C.I.D.)

1973/79
TRUCK SERIES 100/500

SECTION 95.33 19

| DESCRIPTION/RESTRICTIONS | PART NUMBER | CARB. PARTS LISTS 33AN THRU 33AZ | | | | | | | | | | | | |
|---|--------------------------|----------------------------------|----|----|----|----|----|----|----|----|----|----|-------|--|
| | | AN | AP | AQ | AR | AS | AT | AU | AV | AW | AX | AY | AZ | |
| ARM ASSY. (METERING ROD) | D0DZ 9D819-A *CM-1325 | | | | | | | | | | | | | |
| | D7PZ 9D819-A *CM-2552 | | | | | | | | | | | | AY AZ | |
| | D7PZ 9D819-B *CM-2720 | | | | | | | | | | | AX | | |
| SPRING (THROTTLE RETURN) Tag code D7PE-NA,SA | D7PZ 9834-A | | | | | | | | | | | AX | AY | |
| PISTON (CHOKE) | D4TZ 9840-B *CM-1873 | | | AQ | AR | AS | AT | AU | AV | | AX | | | |
| | D1TZ 9840-B *CM-1438 | AN | AP | | | | | | | AW | | AY | AZ | |
| CLAMP (THERMOSTATIC CHOKE HOUSING) | D4DZ 9842-B *CM-1829 | | | AQ | AR | AS | AT | AU | AV | | AX | AY | | |
| | D0ZZ 9842-A *CM-1234 | 3 | 3 | | | | | | | 3 | | | 3 | |
| Screw (clamp housing)-No. 8-32 x 1/4" | 31032-S8(U-47) | 3 | 3 | 3 | 3 | 3 | 3 | 3 | 3 | 3 | 3 | 3 | 3 | |
| HOUSING (THERMOSTATIC CHOKE) - incl. (1) B8A 9871-B gasket | D4TZ 9848-E *CM-1869 | | | AQ | AR | AS | AT | AU | AV | | AX | | | |
| | D0DZ 9848-A *CM-1075 | AN | AP | | | | | | | | | | | |
| | D2AZ 9848-A *CM-1512 | | | | | | | | | AW | | | | |
| | D9PZ 9848-D *CM-3124 | | | | | | | | | | | AY | AZ | |
| SOLENOID ASSY. (THROTTLE CONTROL) | D8PZ 9D856-C *CS-28 | | | | | | | | | | | | AZ | |
| Nut (solenoid) 7/16-20 | 45219-S(M-173) | | | | | | | | | | | | AZ | |
| SOLENOID & BRACKET ASSY. (THROTTLE) | D4TZ 9D865-A | | | | | | | | | AW | | | | |
| GASKET (THERMOSTATIC CHOKE HOUSING) Tag codes D7TE-MA,PA,CDA,CEA,CFA,CFB | B8A 9871-B | AN | AP | AQ | AR | AS | AT | AU | AV | AW | | AX | | |
| Tag codes D7PE-NA,RA,SA | C3VY 9871-A *CG-135 | | | | | | | | | | | AX | AY AZ | |
| RETAINER (PUMP SPRING LOWER) | ★ ECZ 99704-A | | | AQ | AR | AS | AT | AU | AV | AW | AX | AY | AZ | |

1973/79
TRUCK SERIES 100/500

CARTER 1/B CARB.-6 CYL.
3.9L (240 C.I.D.), 4.9L (300 C.I.D.)

| DESCRIPTION/RESTRICTIONS | PART NUMBER | CARB. PARTS LISTS 33BA THRU 33BM | | | | | | | | | | | |
|---|---------------------------|----------------------------------|----|----|----|----|----|----|----|----|----|----|----|
| | | BA | BB | BC | BD | BE | BF | BG | BH | BJ | BK | BL | BM |
| GASKET SET—refer to carburetor identification chart— Section 95 | 9502 | | | | | | | | | | | | |
| TUNE UP KIT—refer to carburetor identification chart— Section 95 | 9A586 | | | | | | | | | | | | |
| Screw (air horn to carburetor)— fillister head—No. 10—32 x 5/8" | 31628-S7(U-58) | 4 | 4 | | | | | | | | | | |
| Lockwasher—No. 10 | 34803-S7(X-60) | 4 | 4 | | | | | | | | | | |
| Connector (carb. to fuel line)—5/16" tubing | ★ 382971-S | BA | | | | | | | | | | | |
| LIMITER (IDLE ADJUSTING NEEDLE) | 9J500 | | | | | | | | | | | | |
| | D6PZ 9J500-A *CM-747-B | BA | BB | | | | | | | | | | |
| SEAL (ACCELERATOR PUMP LIFTER LINK) | D8PZ 9B501-A *CM-2891 | 4 | 4 | | | | | | | | | | |
| BUSHING (THROTTLE SHAFT) | 9B508 | | | | | | | | | | | | |
| | D5PZ 9B508-A *CM-2194 | BA | BB | | | | | | | | | | |
| WEIGHT (PUMP DISCHARGE BALL) | D2DZ 9B511-A *CM-1473 | BA | BB | | | | | | | | | | |
| LEVER (BOWL VENT) | 9A515 | | | | | | | | | | | | |
| Inner | D8PZ 9A515-A *CM-2882 | BA | BB | | | | | | | | | | |
| Outer | D8PZ 9A515-C *CM-2895 | BA | BB | | | | | | | | | | |
| ROD (BOWL VENT) | D8PZ 9A515-B *CM-2888 | BA | BB | | | | | | | | | | |
| GASKET (THROTTLE BODY TO MAIN BODY) | 9516 | | | | | | | | | | | | |
| | D8PZ 9516-A *CG-510 | BA | BB | | | | | | | | | | |
| BRACKET (DUMP VALVE-VENT) | D9PZ 9E520-A *CM-3108 | BA | | | | | | | | | | | |
| SOLENOID & DASHPOT ASSY.—tag codes D9TE-KA,LA,MA,NA,ZA | D9PZ 9S520-A *CD-39 | BA | | | | | | | | | | | |
| RESTRICTOR (JET) | D3DZ 9A521-A *CM-1724 | BA | | | | | | | | | | | |
| | ★ D1TZ 9A521-B | | BB | | | | | | | | | | |
| SCREEN (FUEL FILTER) | C4AZ 9F525-A | BA | BB | | | | | | | | | | |
| ROD (METERING) | 9A526 | | | | | | | | | | | | |
| Tag code D9TE-CA,VA | D9PZ 9A526-D *CM-3129 | BA | | | | | | | | | | | |
| Tag codes D9TE-KA,LA,MA,NA | D9PZ 9A526-B *CM-3107 | BA | | | | | | | | | | | |
| Tag code D9TE-ZB,D9UE-FA | D9PZ 9A526-C *CM-3123 | BA | | | | | | | | | | | |
| | D8PZ 9A526-A *CM-2885 | | BB | | | | | | | | | | |
| COVER ASSY. (ACCELERATOR PUMP) | 9528 | | | | | | | | | | | | |
| | D5DZ 9528-A *CM-2228 | BA | BB | | | | | | | | | | |
| Screw & washer (cover to carb.)— fillister head—No. 8—32 x 5/8" | 43255-S8(U-74) | 4 | 4 | | | | | | | | | | |
| LINK (ACCELERATOR PUMP) | 9529 | | | | | | | | | | | | |
| | D8PZ 9529-A *CM-2889 | BA | BB | | | | | | | | | | |

NOTICE: When the parts list suffix is shown in the quantity required column, the quantity is one (1).

| DESCRIPTION/RESTRICTIONS | PART NUMBER | CARB. PARTS LISTS 33BA THRU 33BM | | | | | | | | | | | |
|--|--------------------------|----------------------------------|----|----|----|----|----|----|----|----|----|----|----|
| | | BA | BB | BC | BD | BE | BF | BG | BH | BJ | BK | BL | BM |
| SCREW and WASHER (AIR HORN)-upper round head slotted-No. 10-32 x 1 1/2" | C8DZ 9F529-A | 3 | 3 | | | | | | | | | | |
| SCREW (THROTTLE BODY)-lower fillister head-No. 12-28 x 3/8" | D2TZ 9F529-A | 3 | 3 | | | | | | | | | | |
| SCREW (CAM RETAINING)-No. 12-28 shoulder | D5TZ 9F529-A | BA | BB | | | | | | | | | | |
| ROD (FAST IDLE CAM) | D5DZ 9D530-A *CM-2270 | BA | BB | | | | | | | | | | |
| JET (MAIN METERING) Tag code D9TE-CA,VA | D9PZ 9533-A *CJ-327 | BA | | | | | | | | | | | |
| Tag code D9TE-KA,LA,MA,NA,ZB,D9UE-FA | C8AZ 9533-A *CJ-171 | BA | BB | | | | | | | | | | |
| LEVER (BOWL VENT OPERATING) | D8PZ 9538-A *CM-2893 | BA | BB | | | | | | | | | | |
| BAFFLE (AUTOMATIC CHOKE PLATE) Tag code D9TE-KA,LA,MA,NA,ZB,D9UE-FA | D4DZ 9A539-A | BA | BB | | | | | | | | | | |
| Tag code D9TE-CA,VA | D4DZ 9A539-B | BA | | | | | | | | | | | |
| NEEDLE (IDLE ADJUSTING) | 9541 | | | | | | | | | | | | |
| | D7PZ 9541-A *CM-2608 | BA | BB | | | | | | | | | | |
| ROD (ACCELERATOR PUMP LINK) | 9B542 | | | | | | | | | | | | |
| | D5PZ 9B542-A *CM-2191 | BA | BB | | | | | | | | | | |
| TUBE (PUMP PASSAGE) | D5DZ 9544-A *CM-2230 | BA | BB | | | | | | | | | | |
| PLATE (CHOKE) | C7DZ 9545-A *CM-701 | BA | BB | | | | | | | | | | |
| Screw (choke plate to choke shaft)- fillister head-No. 4-40 x 3/16" | 31291-S(U-43) | 2 | 2 | | | | | | | | | | |
| SPRING (DIAPHRAGM PUMP) also refer to 9636 Tag code D9TE-NA | D5PZ 9B545-A *CM-2175 | BA | | | | | | | | | | | |
| SHAFT and LEVER ASSY. (CHOKE) | D5PZ 9546-A *CM-2174 | BA | BB | | | | | | | | | | |
| DASHPOT ASSY. Tag code D9TE-KA | D1DZ 9B549-A *CM-1432 | BA | BB | | | | | | | | | | |
| MODULATOR (THROTTLE) Tag code D9TE-CA,VA | D5TZ 9B549-A *CD-23 | BA | | | | | | | | | | | |
| Screw (att modulator)-No. 12-24 x 1/2" | 378608-S8(11-52-D) | 2 | 2 | | | | | | | | | | |
| Nut (dashpot assy.)-5/16" -24 | 33923-S8(M-32) | BA | BB | | | | | | | | | | |
| FLOAT ASSY. | 9550 | | | | | | | | | | | | |
| | D8PZ 9550-A *CM-2943 | BA | BB | | | | | | | | | | |
| BRACKET (DASH POT MOUNTING) | 9B550 | | | | | | | | | | | | |
| | D7PZ 9B550-A *CM-2611 | BA | BB | | | | | | | | | | |
| VALVE ASSY. (DUMP) | D8PZ 95553-A *CM-2894 | BA | BB | | | | | | | | | | |
| SEAL (VENT ARM) | D8PZ 9557-A *CM-2892 | BA | BB | | | | | | | | | | |
| SHAFT (FLOAT LEVER) | C7DZ 9558-A | BA | BB | | | | | | | | | | |
| DIAPHRAGM ASSY. (ACCELERATOR PUMP) | C7DZ 9B559-A *CM-704 | BA | BB | | | | | | | | | | |
| SPRING (BOWL VENT) | D5DZ 9560-A *CM-2229 | BA | BB | | | | | | | | | | |
| GASKET (FLOAT BOWL) | 9561 | | | | | | | | | | | | |
| | D8PZ 9561-D *CG-519 | BA | BB | | | | | | | | | | |

1973/79
TRUCK SERIES 100/500

CARTER 1/B CARB.-6 CYL.
3.9L (240 C.I.D.), 4.9L (300 C.I.D.)

| DESCRIPTION/RESTRICTIONS | PART NUMBER | CARB. PARTS LISTS 33BA THRU 33BM | | | | | | | | | | | |
|---|--------------------------|----------------------------------|----|----|----|----|----|----|----|----|----|----|----|
| | | BA | BB | BC | BD | BE | BF | BG | BH | BJ | BK | BL | BM |
| GROMMET (SEAL BOWL VENT) | D5DZ 9562-A *CM-2268 | BA | BB | | | | | | | | | | |
| VALVE and SEAT ASSY. (FUEL INLET) | DOTZ 9564-A *CV-79 | BA | BB | | | | | | | | | | |
| FILLER (ACCELERATOR PUMP CAVITY) | 9F565 | | | | | | | | | | | | |
| Tag code D9TE-LA,NA | C8DZ 9F565-A | BA | BB | | | | | | | | | | |
| VENT ASSY. (SOLENOID) | D9PZ 9A567-A *CM-3105 | BA | | | | | | | | | | | |
| Tag code D9TE-CA,VA,ZB,D9UE-FA | | | | | | | | | | | | | |
| GASKET (FUEL INLET NEEDLE SEAT) | C6VY 9569-A | BA | BB | | | | | | | | | | |
| BALL (PUMP DISCHARGE) | D2DZ 9576-A *CM-1476 | BA | BB | | | | | | | | | | |
| LEVER (CHOKE) | D5DZ 9F577-B *CM-2277 | BA | BB | | | | | | | | | | |
| SPRING (IDLE ADJUSTING SCREW) | C8VY 9578-A *CM-750 | 2 | 2 | | | | | | | | | | |
| SPRING (IDLE ADJUSTING NEEDLE) | C8DZ 9578-A *CM-776 | BA | BB | | | | | | | | | | |
| Screw (fast idle speed)-No. 8-32 x 3/4" | 31093-S7-8(U-52) | BA | BB | | | | | | | | | | |
| Screw (fast idle)-No. 8-32 x 1 3/16" | 373681-S100(UU-72-B) | BA | BB | | | | | | | | | | |
| LEVER and SHAFT ASSY. (THROTTLE) | 9581 | | | | | | | | | | | | |
| | D9PZ 9581-A *CM-3104 | BA | | | | | | | | | | | |
| | D8PZ 9581-A *CM-2881 | | BB | | | | | | | | | | |
| Screw (throttle shaft)-No. 10-32 x 5/16" | 355177-S(BB-77-M) | BA | | | | | | | | | | | |
| SPACER (DIAPHRAGM) | D0DZ 9B581-A | BA | | | | | | | | | | | |
| PLATE (THROTTLE) | 9585 | | | | | | | | | | | | |
| | D5PZ 9585-A *CM-2187 | BA | BB | | | | | | | | | | |
| Screw (plate to lever and shaft)- No. 4-40 x 3/16" | 31291-S(U-43) | 2 | 2 | | | | | | | | | | |
| BRACKET (SOLENOID) | D9PZ 9J586-B | BA | | | | | | | | | | | |
| Screw (bracket)-No. 12-24 x 1/2" | 378608-S8(UU-52-D) | 2 | | | | | | | | | | | |
| ARM (THROTTLE SHAFT) | D5PZ 9D591-B *CM-2185 | BA | BB | | | | | | | | | | |
| LEVER (BOWL VENT OPERATING) | D8PZ 9D591-A *CM-2883 | BA | BB | | | | | | | | | | |
| Tag code D9TE-KA,LA,MA,NA | | | | | | | | | | | | | |
| Screw (throttle arm)-No. 8-32 x 7/32" | 359167-S8(BB-658) | BA | BB | | | | | | | | | | |
| CAM (FAST IDLE) | D7PZ 9597-A *CM-2610 | BA | BB | | | | | | | | | | |
| SPRING (ACCELERATOR PUMP UPPER) | C7DZ 9D598-A | BA | BB | | | | | | | | | | |
| RETAINER (ACCELERATOR PUMP SPRING)- UPPER | C7DZ 9599-A | BA | BB | | | | | | | | | | |
| RETAINER (METERING ROD PLATE) | D5TZ 9599-A *CM-2226 | BA | BB | | | | | | | | | | |
| RETAINER (FAST IDLE CAM) | D1DZ 9599-A *CM-1467 | BA | BB | | | | | | | | | | |
| WASHER (THROTTLE SHAFT) | D5DZ 9599-A *CM-2269 | BA | BB | | | | | | | | | | |
| RETAINER (PUMP LIFTER SEAL) | D8PZ 9599-A *CM-2884 | BA | BB | | | | | | | | | | |
| ROD (CHOKE CONTROL) | D3HZ 9A599-A *CM-1776 | BA | | | | | | | | | | | |
| SCREW (AIR CLEANER RETAINER TO CARBURETOR)-slotted pan head-No. 10-24 x 1/2" | C8DZ 9C631-A | 2 | 2 | | | | | | | | | | |
| SPRING (PUMP DIAPHRAGM) also refer to 9B545 | 9636 | | | | | | | | | | | | |
| Tag code D9TE-CA,KA,MA,VA | D3TZ 9636-A *CM-1821 | BA | | | | | | | | | | | |
| Tag code D9TE-LA | C8UZ 9636-A *CM-785 | BA | BB | | | | | | | | | | |

NOTICE: When the parts list suffix is shown in the quantity required column, the quantity is one (1).

CARTER 1/B CARB.-6 CYL.
3.9L (240 C.I.D.), 4.9L (300 C.I.D.)

1973/79
TRUCK SERIES 100/500

SECTION 95.33 23

| DESCRIPTION/RESTRICTIONS | PART NUMBER | CARB. PARTS LISTS 33BA THRU 33BM | | | | | | | | | | | |
|--|---------------------------|----------------------------------|----|----|----|----|----|----|----|----|----|----|----|
| | | BA | BB | BC | BD | BE | BF | BG | BH | BJ | BK | BL | BM |
| RETAINER (AIR CLEANER TO CARBURETOR) | 9B672 | | | | | | | | | | | | |
| | D8PZ 9B672-A | BA | BB | | | | | | | | | | |
| RETAINER (THROTTLE SHAFT) | D5DZ 9688-A *CM-2280 | BA | BB | | | | | | | | | | |
| FITTING (CHOKE HEAT TUBE) | D5TZ 9C786-A | BA | BB | | | | | | | | | | |
| ARM ASSY. (METERING ROD) | 9D819 | | | | | | | | | | | | |
| Tag codes D9TE-KA,LA,MA,NA,ZB,D9UE-FA | D7PZ 9D819-B *CM-2720 | BA | BB | | | | | | | | | | |
| Tag codes D9TE-CA,VA | D9PZ 9D819-A *CM-3130 | BA | | | | | | | | | | | |
| SPRING (THROTTLE RETURN) | D7PZ 9834-A | BA | BB | | | | | | | | | | |
| PISTON (CHOKE) Tag code D9TE-CA,VA | D4TZ 9840-B *CM-1873 | BA | | | | | | | | | | | |
| Tag code D9TE-KA,LA,MA,NA,ZB,D9UE-FA | D1TZ 9840-B *CM-1438 | BA | | | | | | | | | | | |
| | D1DZ 9840-A *CM-1435 | | BB | | | | | | | | | | |
| CLAMP (THERMOSTATIC CHOKE HOUSING) | D4DZ 9842-B *CM-1829 | BA | BB | | | | | | | | | | |
| Tag code D9TE-KA,LA,MA,NA,ZB,D9UE-FA | | | | | | | | | | | | | |
| Tag code D9TE-CA,VA | DOZZ 9842-A *CM-1234 | 3 | | | | | | | | | | | |
| Screw (clamp housing)-No. 8-32 x 1/8" | 31032-S8(U-47) | 3 | | | | | | | | | | | |
| HOUSING (THERMOSTATIC CHOKE) | 9848 | | | | | | | | | | | | |
| Tag code D9TE-CA,VA | D0DZ 9848-A *CM-1075 | BA | | | | | | | | | | | |
| Tag code D9TE-LA | D9PZ 9848-A *CM-3109 | BA | | | | | | | | | | | |
| Tag code D9UE-FA | D8PZ 9848-A *CM-2890 | BA | BB | | | | | | | | | | |
| Tag code D9TE-KA,MA,NA,ZB | D9PZ 9848-D *CM-3124 | BA | | | | | | | | | | | |
| SOLENOID ASSY. (THROTTLE CONTROL)-Also refer to group 9S520-tag codes D9TE-CA,VA | D8PZ 9D856-C *CS-28 | BA | | | | | | | | | | | |
| Nut (solenoid) 7/16-20 | 45219-S(M-173) | BA | | | | | | | | | | | |
| GASKET (THERMOSTATIC CHOKE HOUSING) | B8A 9871-B C3VY 9871-A | BA | | | | | | | | | | | |
| | | | BB | | | | | | | | | | |
| RETAINER (PUMP SPRING LOWER) | ★ ECZ 99704-A | BA | BB | | | | | | | | | | |

| DESCRIPTION/RESTRICTIONS | PART NUMBER | CARB. PARTS LISTS 35A THRU 35M | | | | | | | | | | | | |
|---|---------------------------|--------------------------------|----|----|----|----|----|----|----|----|----|----|----|----|
| | | A | B | C | D | E | F | G | H | J | K | L | M | |
| NOTE: † Not a part of service carburetor | | | | | | | | | | | | | | |
| GASKET SET—refer to carburetor identification chart— Section 95 | 9502 | | | | | | | | | | | | | |
| TUNE UP KIT—refer to carburetor identification chart— Section 95 | 9A586 | | | | | | | | | | | | | |
| Screw & washer assy. (air horn to main body)— fill. head—No. 10-32 x 7/8" | 381744-S(BB-80-H) | 16 | 16 | 16 | 16 | 15 | 15 | 15 | 15 | 15 | 15 | 15 | 15 | 15 |
| Screw (fast idle adjusting)—set— No. 10-32 x 3/4" | 382297-S(UU-26-L) | A | B | C | D | E | F | G | H | J | K | L | M | |
| Connector (used for choke inlet tube)— 1/8" pipe-1/4" tube | 383786-S(II-179) | A | B | C | D | E | F | G | H | J | K | L | M | |
| Connector (fuel line to carb.)—1/8"—27 male thread—5/8"—18 female thread—(brass)—tag code D3TF-ZA, ZC | 354447-S(II-80) | A | | | | | | | | | | | | |
| Plug (fuel inlet) 1/8"—27 | 353054-S(PP-28) | | | | | | | | | J | K | L | M | |
| SPRING (TRANSMISSION KICKDOWN CONTROL LEVER RETRACTING) | D1AZ 7B146-A | A | B | C | D | E | F | G | H | J | K | L | M | |
| FILTER (FUEL) | 9155 | | | | | | | | | | | | | |
| Tag code D3PF-NA | D3AZ 9155-A *FG-14-A | A | B | C | D | | | | | | | | | |
| | D30Z 9155-A *FG-19-B | | | | | E | F | G | H | J | K | L | M | |
| GASKET (FUEL FILTER) | D1ZZ 9229-A | | | | | E | F | G | H | J | K | L | M | |
| LIMITER (IDLE ADJUSTING NEEDLE) | 9J500 | | | | | | | | | | | | | |
| | C7AZ 9J500-B *CM-747 | 2 | 2 | 2 | 2 | 2 | | 2 | | | | | | |
| | D6PZ 9J500-A *CM-747-B | | | | | | 2 | | 2 | †2 | 2 | 2 | 2 | |
| SPRING (SECONDARY THROTTLE DIAPHRAGM RETURN)—10 coils—7/16" I.D. | C7AZ 9B504-A *CM-656 | A | B | C | D | | | | | | | | | |
| ROD (SECONDARY THROTTLE CONTROL) | 9C504 | | | | | | | | | | | | | |
| | D1AZ 9C504-A *CM-1289 | A | | | | | | | | | | | | |
| | C7AZ 9C504-A | | B | C | D | | | | | | | | | |
| | D5VZ 9C504-A *CM-2132 | | | | | E | F | G | H | J | K | L | M | |
| Ring (rod to throttle shaft & lever primary and secondary)—retaining—1/8" | 377918-S8B(XX-14-F) | 2 | 2 | 2 | 2 | 2 | 2 | 2 | 2 | 2 | 2 | 2 | 2 | 2 |
| SPRING (POWER VALVE) | D5VZ 9E505-B *CM-2169 | | | | | E | F | G | H | J | K | L | M | |
| BUSHING (THROTTLE SHAFT)—Nylon | C7AZ 9B508-A | A | B | C | D | | | | | | | | | |
| CONTROL ASSY. (VACUUM BREAK) — also refer to 9S553 or 9A977 | 9S514 | | | | | | | | | | | | | |
| tag code D3PF-NA | D2AZ 9S514-C | †A | | | | | | | | | | | | |
| Nut—hex. (control and bracket assy.)— 1/4" —28 | 33796-S7(M-61) | †A | | | | | | | | | | | | |

1973/79
TRUCK SERIES 100/500

FORD 4/B CARB.
8 CYL.-7.5L (460 C.I.D.)

| DESCRIPTION/RESTRICTIONS | PART NUMBER | CARB. PARTS LISTS 35A THRU 35M | | | | | | | | | | | | |
|--|--------------------------|--------------------------------|---|---|---|---|---|---|---|---|---|---|---|---|
| | | A | B | C | D | E | F | G | H | J | K | L | M | |
| NOTE: † Not a part of service carburetor | | | | | | | | | | | | | | |
| CONTROL ASSY. (VACUUM BREAK) – also refer to 9S553 OR 9A977 | 95514 — Cont'd | | | | | | | | | | | | | |
| Screw (9S514 to carb.)-1/4" -14 x 1/2" | 55981-S2(U-254-E) | †A | | | | | | | | | | | | |
| ROD (FLOAT BOWL VENT) Tag codes D5TE-BBA,BBC,D6TE-UA,D5PE-AFA Tag codes D5UE-SA,SB,D6UE-LA | D5VZ 9A515-A *CM-2128 | | | | | E | | G | | | | | | |
| | D7VZ 9A515-A *CM-2612 | | | | | | F | | H | | J | | | |
| Screw (float rod adjusting) – No. 8-32 x 7/16" | 358544-S8 (UU-28-C) | | | | | E | F | G | H | J | | | | |
| GASKET (THROTTLE BODY) | D3AZ 9516-A *CG-375 | A | B | C | D | | | | | | | | | |
| | D5VZ 9516-A *CG-449 | | | | | E | F | G | H | J | K | L | M | |
| VALVE (ACCELERATOR PUMP DISCHARGE NEEDLE) | C7AZ 9A516-B *CM-676 | A | B | C | D | E | F | G | H | J | K | L | M | |
| BRACKET (FLOAT BOWL VENT) | 9E520 | | | | | | | | | | | | | |
| | D5VZ 9E520-A | | | | | E | F | G | H | J | | | | |
| Tag codes D5TE-BBA,BBC,D6TE-UA,D5PE-AFA Tag codes D5UE-SA,SB,D6UE-LA | | | | | | | | | H | | | | | |
| | D7VZ 9E520-A | | | | | | | | | J | | | | |
| Screw (bracket) hex head no.6-32 x 5/16" | 375016-S2(UU-52-AK) | | | | | E | F | G | H | J | | | | |
| ROD (CHOKE CONTROL) "As listed in TSB No. 147, dated Nov. 21, 1977, article 2060" | D7PZ 9E524-A *CM-2659 | | | C | | E | F | G | H | J | K | | | |
| SPRING (POWER VALVE) | 9E525 | | | | | | | | | | | | | |
| | D5TZ 9E525-A *CM-2234 | | | | | E | F | G | H | J | K | L | M | |
| Tag code D8TE-AMA,B8UE-CA Tag code D8TE-AKA,D8UE-AA | | | | | | | | | | | | | | M |
| | D5VZ 9E525-A *CM-2235 | | | | | | | | | | | | | M |
| ROD METERING | 9A526 | | | | | | | | | | | | | |
| Primary | D5VZ 9A526-C *CM-2338 | | | | | 2 | 2 | 2 | 2 | 2 | 2 | 2 | 2 | |
| Secondary Tag codes D7TE-BJC,D7UE-AFC Tag codes D7TE-BLB,D7UE-AGB | D5TZ 9A526-A *CM-2282 | | | | | 2 | 2 | 2 | 2 | | | 2 | 2 | |
| Secondary-Tag codes D7TE-BJA,D7UE-AFA Tag codes D7TE-BLA,CSA,D7UE-AGA Tag code D8TE-AMA, D8UE-CA | D5VZ 9A526-B *CM-2340 | | | | | | | | | 2 | | | | 2 |
| Primary Tag code D8TE-AKA,D8UE-AA | D7VZ 9A526-A *CM-2838 | | | | | | | | | | | | | 2 |
| Screw (adjust metering rod) no.4-40 x 1/4" | 386079-S(BB-4-B) | | | | | 2 | 2 | 2 | 2 | 2 | 2 | 2 | 2 | |
| SEAL (AIR HORN) | C8AZ 9C527-A *CM-1682 | A | B | C | D | E | F | G | H | J | K | L | M | |
| LEVER and SHAFT ASSY. (ACCELERATOR PUMP OUTER) | D5VZ 9528-A *CM-2310 | | | | | E | F | G | H | J | K | L | M | |
| Retainer (accelerator shaft) "E" RING 1/64" | 97404-S2(QQ-14-H) | | | | | E | F | G | H | J | K | L | M | |
| LEVER and PIN ASSY. (ACCELERATOR PUMP INNER) | D5VZ 9528-B *CM-2311 | | | | | E | F | G | H | J | K | L | M | |
| LINK (ACCELERATOR PUMP) | 9529 | | | | | | | | | | | | | |
| | C7AZ 9529-B *CM-694 | A | B | C | D | | | | | | | | | |
| | D5VZ 9529-A *CM-2125 | | | | | E | F | G | H | | | | | |
| | D7AZ 9529-A *CM-2614 | | | | | | | | | J | K | L | M | |
| Rivet (accelerator pump link to air horn)- 1/8" x 11/16" button head | 383070-S(SS-10-E) | A | B | C | 2 | | | | | | | | | |
| Screw(pump link)No.8-32 x 1/4" socket set | 375504-S8 (UU-28-A) | | | | | | | | | J | K | L | M | |

NOTICE: When the parts list suffix is shown in the quantity required column, the quantity is one (1).

FORD 4/B CARB.
8 CYL.-7.5L (460 C.I.D.)

1973/79
TRUCK SERIES 100/500

SECTION 95.35 3

| DESCRIPTION/RESTRICTIONS | PART NUMBER | CARB. PARTS LISTS 35A THRU 35M | | | | | | | | | | | | |
|--|----------------------------|--------------------------------|---|---|---|---|---|---|---|---|---|---|---|---|
| | | A | B | C | D | E | F | G | H | J | K | L | M | |
| COMPENSATOR ASSY. (HOT IDLE) 9B532 | | | | | | | | | | | | | | |
| Tag code D3PF-NA | C7AZ 9B532-A *CM-903 | A | | | | | | | | | | | | |
| Tag code D8TE-AKA,D8UE-AA | D7VZ 9B532-B *CM-2634 | | | | | | | | | | | | | M |
| Plug-compensator access | C8DZ 6026-C | | | | | | | | | | | | | M |
| Screw (hot idle compensator to air horn)- No. 8-32 x 3/8" fill. head-tag code D3PF-NA | 378361-S2(UU-43-D) | 2 | | | | | | | | | | | | |
| Screw (compensator) No. 6-32 x 5/16" pan head | 381761-S (UU-81-JA) | | | | | | | | | | | | | 2 |
| SHAFT (AIR VALVE) - also refer to group 9581 | D5VZ 9H532-A *CM-2130 | | | | | E | F | G | H | J | K | L | | M |
| JET (MAIN METERING) 9533 | | | | | | | | | | | | | | |
| No. 60F-tag code D3PF-NA | C3GY 9533-B *CJ-145 | 2 | | | | | | | | | | | | |
| No. 63F | C3AZ 9533-B *CJ-135 | | 2 | 2 | | | | | | | | | | |
| Tag code D3TF-ZA, ZC | | 2 | | | | | | | | | | | | |
| No. 61F | C3TZ 9533-C *CJ-138 | | | 2 | 2 | | | | | | | | | |
| No. 421 | D5AZ 9533-A *CJ-261 | | | | | 2 | 2 | 2 | 2 | | | | | |
| No. 207 | D7VZ 9533-A *CJ-294 | | | | | | | | | 2 | | | | |
| Tag code D7TE-BLA,BLB,D7UE-AGA,AGB | | | | | | | | | | | 2 | | | |
| Tag code D8TE-AMA,D8UE-CA | | | | | | | | | | | | | | 2 |
| No. 202 Tag code D7TE-CSA | D6VZ 9533-D *C4-284 | | | | | | | | | | 2 | | 2 | |
| Tag code D8TE-AKA,D8UE-AA | | | | | | | | | | | | | | 2 |
| LEVER (THROTTLE SHAFT AUXILIARY) | D5VZ 9A537-A *CM-1477-A | A | B | C | D | E | | G | | J | K | L | | M |
| From 4/18/75(not required on these carburetors before 4/18/75) | | | | | | | F | | H | | | | | |
| Screw (lever to carb.)-pan head shoulder- No. 8-32 x 3/8" | 380808-S(BB-683-D) | A | B | C | D | E | F | G | H | J | K | L | | M |
| LEVER (FAST IDLE ADJUSTING) 9538 | | | | | | | | | | | | | | |
| | D1AZ 9538-A *CM-1323 | A | B | C | D | | | | | | | | | M |
| | D5VZ 9538-B *CM-2153-A | | | | | E | F | G | H | J | K | L | | M |
| Nut (lever to throttle shaft)-hex. -No. 10-32 | 34079-S7(M-163) | A | B | C | D | | | | | | | | | |
| Lockwasher-No. 10 | 34903-S8(X-96) | A | B | C | D | | | | | | | | | |
| Screw (lever to throttle shaft)-No. 8-32 x 1/4" | 353358-S2(UU-52-U) | | | C | D | E | F | G | H | J | K | L | | M |
| SPRING (THROTTLE RETURN)-1/2" dia.- 7 7/8" coils wound left hand | C7AZ 9A538-D | A | B | C | D | | | | | | | | | |
| SPRING (ACCELERATOR PUMP OVERTRAVEL)-1/4" dia.-1 3/8" long-20 coils | C7AZ 9A538-C | A | B | C | D | | | | | | | | | |
| SPRING (SECONDARY THROTTLE RETURN) R.H. | D5VZ 9A538-A *CM-2149 | | | | | E | F | G | H | J | K | L | | M |
| Ref. T.S.B. # 181, page 19, dated 4/17/79 | D8FZ 9A538-A | | | | | | | | | J | K | L | | M |
| SCREW (FAST IDLE ADJUSTING) 9B538 | | | | | | | | | | | | | | |
| Tag code D8TE-AKA,D8UE-AA | D1AZ 9B538-A | A | | | | | | | | | | | | |
| | D5VZ 9B538-A *CM-2148 | | | C | D | E | F | G | H | J | K | L | | M |
| Tag code D8TE-AMA,D8UE-CA | | | | | | | | | | | | | | M |
| NEEDLE (IDLE ADJUSTING) | D0AZ 9541-A *CM-1087 | 2 | 2 | 2 | 2 | 2 | 2 | 2 | 2 | 2 | 2 | 2 | | 2 |
| ROD (ACCELERATOR PUMP LINK TO OVERTRAVEL LEVER) | C7AZ 9B542-B *CM-695 | A | B | C | D | | | | | | | | | |
| | D5VZ 9B542-A *CM-2150 | | | | | E | F | G | H | J | K | L | | |
| | D7VZ 9B542-A *CM-2615 | | | | | | | | | | | | | M |
| Ring (rod to lever)-retaining 1/8" | 377918-S8B(XX-14-F) | | | | | E | F | G | H | J | K | L | | M |

APRIL, 1980

COPYRIGHT © 1980-

FORD MOTOR
COMPANY

-DEARBORN, MICHIGAN

CHANGE 1

| DESCRIPTION/RESTRICTIONS | PART NUMBER | CARB. PARTS LISTS 35A THRU 35M | | | | | | | | | | | | |
|---|--------------------------|--------------------------------|---|---|---|---|---|---|---|----|----|---|---|---|
| | | A | B | C | D | E | F | G | H | J | K | L | M | |
| NOTE: † Not a part of service carburetor | | | | | | | | | | | | | | |
| PISTON (ACCELERATOR PUMP)-does not include retainer, spring and cup | 9B544 | | | | | | | | | | | | | |
| | C7AZ 9B544-B *CP-50 | A | B | C | D | | | | | | | | | |
| Incl. (1) 72775-S pin | D5VZ 9B544-A *CP-57 | | | | | E | F | G | H | | | | | |
| PISTON ASSY. (ACCELERATOR PUMP)-Incl. retainer, cup and pin | D7VZ 9B544-A *CP-59 | | | | | | | | | J | K | L | M | |
| PLATE (CHOKE) 9545 | | | | | | | | | | | | | | |
| Tag codes D3PF-NA, D3TF-ZA Tag code D7TE-BLA, BLB, D7UE-AGA, AGB Tag code D8TE-AMA, D8UE-CA Tag code D7TE-CSA | D3AZ 9545-A *CM-1754 | A | B | C | D | E | F | G | H | J | | | K | M |
| Tag code D8TE-AKA, D8UE-AA Tag code D3TF-ZC | D7AZ 9545-A *CM-2656 | | | | | | | | | | | | K | L |
| Screw (choke plate)-hex. head-No. 6-32 x 5/16" | C7AZ 9545-A *CM-659 | A | | | | | | | | | | | | |
| SHAFT (CHOKE PLATE) | 375016-S2(UU-52-AK) | 2 | 2 | 2 | 2 | 2 | 2 | 2 | 2 | 2 | 2 | 2 | 2 | 2 |
| DASHPOT ASSY.-tag code D3PF-NA | D5VZ 9547-A *CM-2146 | A | B | C | D | E | F | G | H | J | K | L | M | |
| Nut (dashpot to mounting bracket)-5/16"-24-tag code D3PF-NA | C1AZ 9B549-A *CD-6 | †A | | | | | | | | | | | | |
| FLOAT ASSY. 9550 | | | | | | | | | | | | | | |
| | C7AZ 9550-A *CM-661 | A | B | C | D | | | | | | | | | |
| | D5VZ 9550-A *CM-2145 | | | | | E | F | G | H | J | K | L | M | |
| BRACKET (KICKDOWN SPRING MOUNTING) 9B550 | | | | | | | | | | | | | | |
| Tag codes D6TE-NA, UA Tag code D6UE-KA | D0AZ 9B550-A *CM-1113 | | | | | | F | | | H | J | K | | |
| LEVER (CHOKE SHAFT) | C9AZ 9551-A *CM-1144 | A | B | C | D | E | F | G | H | J | K | L | M | |
| Screw (lever to shaft)-hex. head-No. 6-32 x 5/16" | 383547-S(BB-541-D) | A | B | C | D | E | F | G | H | J | K | L | M | |
| Ring (lever to control rod)-retaining 1/8" | 377918-S8B(XX-14-F) | | | | | E | F | G | H | J | K | L | M | |
| VALVE ASSY. (POWER) | C7AZ 9G551-A | A | B | C | D | | | | | | | | | |
| BODY (POWER VALVE) | D5VZ 9G552-A *CM-2154 | | | | | E | F | G | H | J | K | L | M | |
| PISTON ASSY. (POWER VALVE) | ★ C8AZ 9G553-A | A | B | C | D | | | | | | | | | |
| POSITIONER ASSY. (THROTTLE VACUUM)-also refer to 9A977 Tag codes D5TE-BBA, BBC, D6TE-UA Tag codes D5UE-SA, SB, D6UE-LA Tag code D7TE-CSA Tag code D8TE-AMA, D8UE-CA | D5TZ 9S553-B *CM-2163 | | | | | | F | | | H | †J | | L | M |
| Screw (positioner)-No. 1/4-20 x 5/8" hex. head | 354476-S2(BB-570) | | | | | | F | | H | †J | K | L | M | |
| Retainer (positioner)-"E" ring-1/8" | 377918-S8B(XX-14F) | | | | | | F | | H | †J | K | L | M | |
| VALVE (AIR) 9H555 | | | | | | | | | | | | | | |
| R.H. | D0AZ 9H555-A | A | | | | | | | | | | | | |
| R.H. | D3AZ 9H555-A *CM-1760 | | B | C | D | | | | | | | | | |
| L.H. | D0AZ 9H555-B | A | | | | | | | | | | | | |
| L.H. | D3AZ 9H555-B *CM-1761 | | B | C | D | | | | | | | | | |

NOTICE: When the parts list suffix is shown in the quantity required column, the quantity is one (1).

| DESCRIPTION/RESTRICTIONS | PART NUMBER | CARB. PARTS LISTS 35A THRU 35M | | | | | | | | | | | | | |
|--|--------------------------|--------------------------------|---|---|---|---|---|---|---|---|---|---|---|---|---|
| | | A | B | C | D | E | F | G | H | J | K | L | M | | |
| VALVE (AIR) | 9H555 — Cont'd | | | | | | | | | | | | | | |
| | D5VZ 9H555-A *CM-2126 | | | | | | | E | F | G | H | J | K | L | M |
| Screw (valve) — pan head — No. 6-32 x 5/16" | 381761-S(UU-81-JA) | 2 | 2 | 2 | 2 | 2 | 2 | 2 | 2 | 2 | 2 | 2 | 2 | 2 | 2 |
| SPRING (AIR VALVE) | D0AZ 9H556-A *CM-1270 | A | B | C | D | | | | | | | | | | |
| | D5VZ 9H556-C *CM-2138 | | | | | | | E | F | G | H | J | K | L | M |
| VALVE ASSY. (FLOAT BOWL VENT) | D5VZ 9557-A *CM-2312 | | | | | | | E | F | G | H | J | | | |
| SHAFT (FLOAT LEVER) | C7AZ 9558-A *CM-663 | A | B | C | D | E | F | G | H | J | K | L | M | | |
| SPRING (FLOAT BOWL VENT RETURN) Tag codes D5TE-BBA,BBC, D6TE-UA,D5PE-AFA Tag codes D5UE-SA,SB, D6UE-LA | D5VZ 9560-A *CM-2127 | | | | | | | E | F | G | H | J | | | |
| Retainer (spring to vent valve)—"C" 1/4" | 372999-S(QQ-35) | | | | | | | E | F | G | H | J | | | |
| GASKET (FLOAT BOWL) | D3AZ 9561-B *CG-233-A | A | B | C | D | | | | | | | | | | |
| | D8AZ 9561-E *CG-508-A | | | | | | | E | F | G | H | J | K | L | |
| | D8AZ 9561-C *CG-508 | | | | | | | | | | | | | | M |
| VALVE KIT (FUEL INLET)—primary | 9564 | | | | | | | | | | | | | | |
| | D0AZ 9564-B *CV-58-A | A | B | C | D | | | | | | | | | | |
| Tag codes D5TE-BBA,BBC Tag codes D5UE-SA,SB | D5AZ 9564-B *CV-97 | | | | | | | E | F | G | H | | | | |
| Tag code D6UE-LA Tag codes D6TE-NA,UA D5PE-AFA | D6AZ 9564-A *CV-104 | | | | | | | | | | H | J | K | L | M |
| VALVE KIT (FUEL INLET)—supplementary | 9564 | | | | | | | | | | | | | | |
| Tag codes D5TE-BBA,BBC Tag codes D5UE-SA,SB | D2AZ 9564-B *CV-86-A | A | B | C | D | E | F | G | H | | | | | | |
| Tag code D6UE-LA Tag codes D6TE-NA,UA, D5PE-AFA | D5AZ 9564-A *CV-96 | | | | | | | | | | H | J | K | L | M |
| NUT (CHOKE PLATE ADJUSTING) | D5VZ 9D564-A *CM-2144 | | | | | | | E | F | G | H | J | K | L | M |
| GASKET (HOT IDLE COMPENSATOR) | 9B567 | | | | | | | | | | | | | | |
| Tag code D3PF-NA | ★ COLE 9B567-A | A | | | | | | | | | | | | | |
| Tag code D8TE-AKA,D8UE-AA | D7VZ 9B567-A *CG-499 | | | | | | | | | | | | | | M |
| ROD (CHOKE DIAPHRAGM CONTROL)— Tag code D3PF-NA | D2AZ 9S567-B | A | | | | | | | | | | | | | |
| Nut (rod to connector)—spring—1/16"— tag code D3PF-NA | 384912-S2(MM-259-V) | A | | | | | | | | | | | | | |
| GASKET (FUEL INLET NEEDLE SEAT) | 9569 | | | | | | | | | | | | | | |
| Primary—1/2" I.D. x 5/8" O.D. | C7AZ 9569-A | A | B | C | D | E | F | G | H | J | K | L | M | | |
| Secondary—3/8" I.D. x 1/2" O.D. | C7AZ 9569-B | A | B | C | D | E | F | G | H | J | K | L | M | | |
| CONNECTOR (SECONDARY DIAPHRAGM CONTROL)—tag code D3PF-NA | D2AZ 9S569-A | A | B | | | | | | | | | | | | |
| STEM (ACCELERATOR PUMP PISTON)—incl. (1) 72775-S pin | D5VZ 9570-A *CM-2143 | | | | | | | E | F | G | H | | | | |
| BAFFLE (AIR VALVE) | D2AZ 9S570-A | | | | | | | E | F | G | H | J | K | L | M |
| Screw (air valve) panhead—no. 6-32 x 5/16" | 381761-S(UU-81-JA) | | | | | | | 2 | 2 | 2 | 2 | 2 | 2 | 2 | 2 |

1973/79
TRUCK SERIES 100/500

FORD 4/B CARB.
8 CYL.-7.5L (460 C.I.D.)

| DESCRIPTION/RESTRICTIONS | PART NUMBER | CARB. PARTS LISTS 35A THRU 35M | | | | | | | | | | | | |
|--|----------------------------|--------------------------------|---|---|---|---|---|---|---|---|---|---|---|--|
| | | A | B | C | D | E | F | G | H | J | K | L | M | |
| CUP(PUMP PISTON) | 9572 | | | | | | | | | | | | | |
| | C7AZ 9572-A *CM-651 | A | B | C | D | E | F | G | H | | | | | |
| | D7VZ 9572-A *CM-2613 | | | | | | | | | J | K | L | M | |
| RETAINER (ACCELERATOR PUMP CHECK VALVE) | 9575 | | | | | | | | | | | | | |
| Wire | C7AZ 9575-A *CM-652 | A | B | C | D | E | F | G | H | | | | | |
| Plastic disc | C7AZ 9575-B *CM-664 | A | B | C | D | E | F | G | H | | | | | |
| Ball (accelerator pump check)-steel-3/16" | 371350-S(AA-4) | A | B | C | D | E | F | G | H | | | | | |
| Ball (accelerator pump check)-1/8" | 357186-S(AA-1) | A | B | C | D | E | F | G | H | J | K | L | M | |
| SPRING (IDLE ADJUSTING NEEDLE) | ★ 40 9578 | 2 | 2 | 2 | 2 | 2 | 2 | 2 | 2 | 2 | 2 | 2 | 2 | |
| Fast idle adjusting | | A | B | C | D | E | F | G | H | J | K | L | M | |
| PISTON and ROD ASSY. (AIR VALVE DAMPENER) | 9H578 | | | | | | | | | | | | | |
| | D2AZ 9H578-A *CM-1683-A | A | B | C | D | | | | | | | | | |
| | D5AZ 9H578-A *CM-2137 | | | | | E | F | G | H | | | | | |
| | D7PZ 9H578-A *CM-2617 | | | | | | | | | J | K | L | M | |
| SHAFT (AIR VALVE)also refer to group 9H532 | C7AZ 9581-A *CM-654 | A | B | C | D | | | | | | | | | |
| LEVER and SHAFT ASSY. (THROTTLE) | 9581 | | | | | | | | | | | | | |
| | D1AZ 9581-A *CM-1293 | A | | | | | | | | | | | | |
| | D4TZ 9581-G *CM-1836 | | B | C | D | | | | | | | | | |
| Tag code D6PE-ADA,D7TE-BJA,BJC Tag code D7TE-BLA,BLB,CSA Tag code D8TE-AKA,AMA | D5TZ 9581-G *CM-2141 | | | | | E | F | | | J | K | | M | |
| Tag code D7UE-AFA,AFC Tag code D7UE-AGA,AGB Tag code D8UE-AA,CA | D5UZ 9581-A *CM-2287 | | | | | | | G | H | J | K | L | M | |
| Screw (trans. kickdown adjusting)-hex. head- No. 10-32 x 1" | 379622-S(UU-52-M) | A | B | C | D | E | F | G | H | J | K | L | | |
| LEVER (AIR VALVE DAMPENER) | C8AZ 9H582-A *CM-1692 | A | B | C | D | | | | | | | | | |
| | D5VZ 9H582-A *CM-2136 | | | | | E | F | G | H | J | K | L | M | |
| Rivet (air valve dampener lever retaining)- button head-1/8" x 11/16" | 383070-S(SS-10-E) | 2 | 2 | 2 | 2 | | | | | | | | | |
| LEVER (SECONDARY THROTTLE STOP) | C7AZ 9583-C | A | B | C | D | | | | | | | | | |
| Nut (lever to secondary throttle shaft)- No. 10-32 | 34079-S7(M-163) | A | B | C | D | | | | | | | | | |
| Lockwasher-No. 10 | 34903-S8(X-96) | A | B | C | D | | | | | | | | | |
| LINK (AIR VALVE DAMPENER) | C8AZ 9H583-A *CM-1684 | A | B | C | D | | | | | | | | | |
| | D5VZ 9H583-A *CM-2135 | | | | | E | F | G | H | J | K | L | M | |
| Ring (link to lever)-retaining 1/8" | 377918-S8B(XX-14-F) | | | | D | E | F | G | H | J | K | L | M | |
| PIN (AIR VALVE DAMPENER LEVER) | D1AZ 9H584-A *CM-2134 | | | | | E | F | G | H | J | K | L | M | |

NOTICE: When the parts list suffix is shown in the quantity required column, the quantity is one (1).

| DESCRIPTION/RESTRICTIONS | PART NUMBER | CARB. PARTS LISTS 35A THRU 35M | | | | | | | | | | | | |
|---|--------------------------|--------------------------------|---|---|---|---|---|---|---|----|---|---|---|---|
| | | A | B | C | D | E | F | G | H | J | K | L | M | |
| NOTE: † Not a part of service carburetor | | | | | | | | | | | | | | |
| PLATE (THROTTLE) 9585 | | | | | | | | | | | | | | |
| Primary | D00Z 9585-A *CM-1100 | 2 | 2 | 2 | 2 | | | | | | | | | |
| Secondary | C9ZZ 9585-B *CM-1123 | 2 | 2 | 2 | 2 | | | | | | | | | |
| Primary | ★ C8AZ 9585-F *CM-840 | | | | | 2 | 2 | 2 | 2 | 2 | 2 | 2 | 2 | 2 |
| Secondary | D1AZ 9585-A *CM-1298 | | | | | 2 | 2 | 2 | 2 | 2 | 2 | 2 | 2 | 2 |
| Screw (throttle plates to shaft)-hex. washer head-No. 3-48 x 1/4" | 383677-S(BB-542-A) | 8 | 8 | 8 | 8 | 8 | 8 | 8 | 8 | 8 | 8 | 8 | 8 | 8 |
| BRACKET (THROTTLE EMISSION CONTROL SOLENOID) 9J586 | | | | | | | | | | | | | | |
| Tag code D4TE-BB | D0AZ 9J586-A | †A | B | C | D | | | | | | | | | |
| Bracket Kit | D2AZ 9J586-A | | | | | E | F | G | H | †J | K | | | M |
| Tag codes D5TE-BBA,BBC | | | | | | | | | | | | | | |
| Tag codes D5UE-SA,SB,D6UE-LA | | | | | | | | | | | | | | |
| Tag code D7UE-AFA,AFC | | | | | | | | | | | | | | |
| Tag code D7UE-AGA,AGB | | | | | | | | | | | | | | |
| Tag code D8TE-AKA,D8UE-AA,CA | | | | | | | | | | | | | | |
| Consists of | | | | | | | | | | | | | | |
| 1-D2AF 9S554-BA | Spring | | | | | | | | | | | | | |
| 1-D2AF 9S555-CA | Bracket | | | | | | | | | | | | | |
| 1-D2AF 9J586-AA | Bracket | | | | | | | | | | | | | |
| | 1-351825-S | | | | | | | | | | | | | |
| | 1-386710-S2 | | | | | | | | | | | | | |
| | Retainer Screw | | | | | | | | | | | | | |
| Nut (bracket to carb.)-hex.-No. 10-32 | 34079-S7(M-163) | †A | B | C | D | E | F | G | H | J | K | | | M |
| Lockwasher (bracket to carb.)-No. 10 | 34903-S8(X-96) | †A | B | C | D | E | F | G | H | J | K | | | M |
| Screw and lockwasher assy. (bracket to carb.)-pan head-No. 10-32 x 1/2" | 50810-S8 (U-158) | †A | B | C | D | | | | | | | | | |
| LEVER ASSY (ACCELERATOR PUMP) 9D591 | | | | | | | | | | | | | | |
| | D5VZ 9D591-A *CM-2401 | | | | | E | F | G | H | | | | | |
| | D7PZ 9D591-C *CM-2616 | | | | | | | | | J | K | L | M | |
| LEVER and SHAFT ASSY. (SECONDARY THROTTLE) | | | | | | | | | | | | | | |
| | C8SZ 9A592-B *CM-841 | A | B | C | D | | | | | | | | | |
| R.H. | D5VZ 9A592-A *CM-2314 | | | | | E | F | G | H | J | K | L | M | |
| L.H. | D5VZ 9A592-B *CM-2315 | | | | | E | F | G | H | J | K | L | M | |
| SWIVEL (ACCELERATOR PUMP LEVER) | | | | | | | | | | | | | | |
| | D5VZ 9D592-A *CM-2158 | | | | | E | F | G | H | J | K | L | M | |
| PISTON (POWER VALVE) | | | | | | | | | | | | | | |
| Incl. (1) 386008-S"O" ring | D5VZ 9D596-A *CM-2155 | | | | | E | F | G | H | J | K | L | M | |
| CAM ASSY. (FAST IDLE) | | | | | | | | | | | | | | |
| | D1SZ 9597-A *CM-1451 | A | B | C | D | E | F | G | H | J | K | L | M | |
| Screw (fast idle cam)-No. 8-32 x 7/16" | 384170-S(UU-26-K) | A | B | C | D | E | F | G | H | J | K | L | M | |
| ROD (POWER VALVE) | | | | | | | | | | | | | | |
| | D5VZ 9D597-A *CM-2156 | | | | | E | F | G | H | J | K | L | M | |
| SPRING (ACCELERATOR PUMP ROD) | | | | | | | | | | | | | | |
| | C7AZ 9D598-A *CM-1037 | A | B | C | D | | | | | | | | | |
| | D5VZ 9D598-A *CM-2131 | | | | | E | F | G | H | J | K | L | M | |
| RETAINER (ACCELERATOR PUMP SPRING) | | | | | | | | | | | | | | |
| | C7AZ 9599-A *CM-1038 | A | B | C | D | | | | | | | | | |

1973/79
TRUCK SERIES 100/500

FORD 4/B CARB.
8 CYL.-7.5L (460 C.I.D.)

| DESCRIPTION/RESTRICTIONS | PART NUMBER | CARB. PARTS LISTS 35A THRU 35M | | | | | | | | | | | | |
|---|---------------------------|--------------------------------|---|---|---|---|---|---|---|---|---|---|---|--|
| | | A | B | C | D | E | F | G | H | J | K | L | M | |
| ROD (CHOKE CONTROL) 9A599 | | | | | | | | | | | | | | |
| Tag code D3PF-NA, D3TF-ZA | D3AZ 9A599-A *CM-1755 | A | | | | | | | | | | | | |
| Tag code D3TF-ZC | C7AZ 9A599-A | A | | | | | | | | | | | | |
| | D5VZ 9A599-A *CM-2157 | | | | | E | F | G | H | J | K | L | M | |
| Ring (rod to shaft & lever)-retaining-1/8" | 377918-S8B(XX-14-F) | A | B | C | D | E | F | G | H | J | K | L | M | |
| BUSHING (ACCELERATOR PUMP) | D5VZ 9682-A *CM-2139 | | | | | E | F | G | H | J | K | L | M | |
| RETAINER (PUMP SPRING) | D5VZ 9688-A *CM-2159 | | | | | E | F | G | H | J | K | L | M | |
| SHAFT & LEVER ASSY. (CHOKE HOUSING) 9A753 | | | | | | | | | | | | | | |
| | D2AZ 9A753-B *CM-817-A | A | B | C | D | | | | | | | | | |
| | D5VZ 9A753-A *CM-2316 | | | | | E | F | G | H | J | K | L | M | |
| ADAPTER (CHOKE CONTROL TUBE) | C8VY 9C786-A | A | B | C | D | E | F | G | H | J | K | L | M | |
| SPRING (METERING ROD) | D5VZ 9D820-A | | | | | 2 | 2 | 2 | 2 | 2 | 2 | 2 | 2 | |
| PISTON ASSY. (CHOKE) 9840 | | | | | | | | | | | | | | |
| Tag code D8TE-AMA,D8UE-CA | D3AZ 9840-A *CM-1287-B | A | B | C | D | | | | | | | | M | |
| | D5VZ 9840-A *CM-2313 | | | | | E | F | G | H | J | K | | | |
| Tag code D8TE-AKA,D8UE-AA | D7AZ 9840-A *CM-2631 | | | | | | | | | | | L | M | |
| Screw and washer (piston to shaft)- No. 6-32 x 1/4" | 50802-S7(U-150) | A | B | C | D | E | F | G | H | J | K | L | M | |
| CLAMP (THERMOSTATIC CHOKE HOUSING) 9842 | | | | | | | | | | | | | | |
| Tag code D3PF-NA | C8AZ 9842-B *CM-1045 | A | B | C | | E | F | G | H | J | K | L | | |
| Tag code D8TE-AMA,D8UE-CA | | | | | | | | | | | | | M | |
| Tag code D3TF-ZA | D3AZ 9842-B *CM-1759 | A | | | | | | | | | | | M | |
| Tag code D8TE-AKA, D8UE-AA | D3AZ 9842-A *CM-1742 | | | | D | | | | | | | | | |
| Screw (clamp to choke housing)-fill. head- No. 8-32 x 1/2" | 31061-S8(U-50) | 3 | 3 | 3 | 3 | 3 | 3 | 3 | 3 | 3 | 3 | 3 | 3 | |
| HOUSING ASSY. (THERMOSTATIC CHOKE) 9848 | | | | | | | | | | | | | | |
| #4TY incl. (1) C1AZ 9848-A and (1) D1VF 9871-AA gasket | D0AZ 9848-D *CM-1243 | A | | C | | | | | | | | | | |
| Tag codes D3PF-NA, D3TF-ZC | | | | | D | | | | | | | | | |
| Tag code D4PE-DA | | | | | | | | | | | | | | |
| #4TX incl. (1) C1AZ 9871-A gasket- Tag code D3TF-ZA | D0AZ 9848-C *CM-1242 | A | | | | | | | | | | | | |
| #4TB5 incl. (1) D2AZ 9871-A gasket Tag code D8TE-AMA, D8UE-CA | D5TZ 9848-C *CM-2208 | | | | | E | F | G | H | J | K | L | M | |
| #4AB5 or 4BB5 incl. (1) D2AZ 9871-A gasket Tag code D8TE-AKA,D8UE-AA | D5VZ 9848-C *CM-2152 | | B | | | | | | | | | | M | |
| Tag code D4TE-BB, D5PE-CB | | | | | D | | | | | | | | | |
| BUSHING (CHOKE HOUSING) 9851 | | | | | | | | | | | | | | |
| | C7AZ 9851-A *CM-668 | A | B | C | D | | | | | | | | | |
| | D5VZ 9851-A *CM-2165 | | | | | E | F | G | H | J | K | L | M | |

NOTICE: When the parts list suffix is shown in the quantity required column, the quantity is one (1).

| DESCRIPTION/RESTRICTIONS | PART NUMBER | CARB. PARTS LISTS 35A THRU 35M | | | | | | | | | | | | |
|--|--------------------------|--------------------------------|---|---|---|---|---|---|---|---|----|---|----|---|
| | | A | B | C | D | E | F | G | H | J | K | L | M | |
| NOTE: † Not a part of service carburetor | | | | | | | | | | | | | | |
| SOLENOID ASSY. (THROTTLE EMISSION CONTROL) | 9D856 | | | | | | | | | | | | | |
| Tag code D3PF-NA | D3AZ 9D856-A | †A | | | | | | | | | | | | |
| Tag code D4TE-BB | D2AZ 9D856-E | | B | C | | | | | | | | | | |
| Tag codes D5TE-BBA,BBC Tag codes D5UE-SA,SB,D6UE-LA | D5VZ 9D856-A *CS-2 | | | | D | | | E | | G | | | | |
| Tag code D7UE-AFA,AFC Tag code D7UE-AGA,AGB Tag code D8TE-AKA,D8UE-AA,CA | D7VZ 9D856-A *CS-9 | | | | | | | | | | H | | †J | K |
| Nut (solenoid to bracket)-hex. -7/16" -20- Tag code D3PF-NA | 45219-S2(M-173) | †A | B | C | D | E | F | G | H | J | K | | | M |
| SHIELD (CHOKE THERMOSTAT) | 9861 | | | | | | | | | | | | | |
| Tag code D8TE-AMA,D8UE-CA | D00Z 9861-A | | A | B | C | D | E | F | G | H | J | K | L | M |
| Tag code D8TE-AKA,D8UE-AA | D7VZ 9861-A | | | | | | | | | | | | | M |
| GASKET (THERMOSTATIC CHOKE HOUSING) | 9871 | | | | | | | | | | | | | |
| | D2AZ 9871-A *CG-336-B | | A | B | C | D | E | F | G | H | J | K | L | M |
| SPRING (SECONDARY THROTTLE RETURN)-L.H. | D5VZ 9E873-A *CM-2168 | | | | | | E | F | G | H | J | K | L | M |
| LEVER (FUEL INLET NEEDLE CONTROL) Tag code D7TE-BJC,D7UE-AFC Tag codes D7TE-BLB,CSA,D7UE-AGB | D5VZ 9B904-A *CM-2487 | | | | | | | | | | J | | L | M |
| RETAINER (VACUUM TUBE)-tag code D3PF-NA | ★ D3AZ 9A939-A | | A | | | | | | | | | K | | |
| SPRING (CHOKE PISTON RETURN) Tag code D8TE-AKA,D8UE-AA | D7AZ 9B956-C *CM-2657 | | | | | | | | | | | | L | M |
| Retainer-spring nut 3/16" | 350841-S(MM-263-C) | | | | | | | | | | | | L | M |
| LEVER (CAM PULL DOWN) | D5VZ 9A970-A *CM-2166 | | | | | | E | F | G | H | J | K | L | M |
| RETAINER ASSY. (METERING ROD) | D5VZ 9A974-A *CM-2317 | | | | | | E | F | G | H | J | K | L | M |
| DIAPHRAGM AND HOUSING (CHOKE CONTROL)- also refer to 9S553 | 9A977 | | | | | | | | | | | | | |
| "As listed in TSB No. 147, dated Nov. 21, 1977, article 2060" | D7PZ 9A977-A *CM-2658 | | | C | | | E | F | G | H | J | K | | |
| | D5VZ 9A977-A *CM-2167 | | | | | | E | | G | | | | | |
| Tag code D7TE-CSA | D7VZ 9A977-B *CM-2632 | | | | | | | | | | | | L | |
| RETAINER (PISTON STOP) | D5VZ 9A978-A *CM-2164 | | | | | | E | F | G | H | J | K | L | M |
| GASKET (POWER VALVE BODY) | D5VZ 9A980-A *CG-451 | | | | | | E | F | G | H | J | K | L | M |
| LEVER (THROTTLE POSITIONER) Tag code D7TE-CSA Tag code D8TE-AMA, D8UE-CA | D5TZ 9A992-A *CM-2162 | | | | | | | F | | H | †J | | L | |
| Ring (retains lever)-"E" 3/8" | 374035-S(XX-13-C) | | | | | | | F | | H | †J | K | L | M |
| TUBE (VACUUM TRANSFER)-tag code D3PF-NA | ★ D3AZ 9996-B | | A | | | | | | | | | | | |
| Screw (attaches retainer & tube)- No. 8-32 x 1/4" -tag code D3PF-NA | 353358-S(UU-52-U) | | A | | | | | | | | | | | |
| Cap (vacuum transfer tube)-3/16"- Tag code D3PF-NA | 380614-S(DD-3) | | A | | | | | | | | | | | |
| CAP ASSY. (CHOKE HOUSING) | D5VZ 9A996-A *CM-2161 | | | | | | E | F | G | H | J | K | L | |

| DESCRIPTION/RESTRICTIONS | PART NUMBER | CARB. PARTS LISTS 36A THRU 36M | | | | | | | | | | | | |
|---|--------------------------|--------------------------------|---|---|---|---|---|---|---|---|---|---|---|--|
| | | A | B | C | D | E | F | G | H | J | K | L | M | |
| GASKET SET—refer to carburetor identification chart— Section 95 | 9502 | | | | | | | | | | | | | |
| TUNE UP KIT—refer to carburetor identification chart— Section 95 | 9A586 | | | | | | | | | | | | | |
| Screw and washer (throttle to main body)— No. 12-24 x 7/8" fill. head | 359736-S2(BB-67) | 6 | 6 | 6 | 6 | 6 | 6 | | | | | | | |
| Fitting (spark)—1/8" hose connector | 370172-S(IL-2-D) | A | B | C | D | E | F | | | | | | | |
| SPRING (TRANS. KICKDOWN CONTROL LEVER RETRACTING) | D1AZ 7B146-A | | B | C | D | | | | | | | | | |
| "O" RING (FLOAT BOWL TUBE CONNECTOR SEAL) | B5A 9229-A | 2 | 2 | 2 | 2 | 2 | 2 | | | | | | | |
| GASKET (FUEL INLET) | C2AZ 9229-A | A | B | C | D | E | F | | | | | | | |
| | D1ZZ 9229-A | A | B | C | D | E | F | | | | | | | |
| "O" ring (fuel transfer tube) | D4PZ 9229-A | 2 | 2 | 2 | 2 | 2 | 2 | | | | | | | |
| LIMITER (IDLE ADJUSTING NEEDLE) | C8OZ 9J500-A *CM-942 | 2 | 2 | 2 | 2 | 2 | 2 | | | | | | | |
| HOUSING ASSY. (SECONDARY THROTTLE) DIAPHRAGM) | B7A 9501-A | A | B | C | D | E | F | | | | | | | |
| Screw and washer (hsg. to throttle body)— No. 8-32 x 1" | 43407-S8(U-76) | 3 | 3 | 3 | 3 | 3 | 3 | | | | | | | |
| Screw (secondary diaphragm adjusting)— spread lock set—No. 8-32 x .36" | 359749-S (UU-17) | A | B | C | D | E | F | | | | | | | |
| TUBE(ACCELERATOR PUMP TRANSFER) | D5TZ 9A501-B *CM-2222 | A | B | C | D | E | F | | | | | | | |
| TUBE (BALANCE)—1/8" x 7 1/2" long | ★ EDC 9A501-A | A | B | C | D | E | F | | | | | | | |
| Washer (balance tube)—No. 6—flat—3/8" | 372239-S(XX-44) | 2 | 2 | 2 | 2 | 2 | 2 | | | | | | | |
| SEAL (FAST IDLE ROD) | C1AE 9B501-A | A | B | C | D | E | F | | | | | | | |
| DIAPHRAGM ASSY. (SECONDARY THROTTLE) | B7A 9503-B *CM-2 | A | B | C | D | E | F | | | | | | | |
| Washer (diaphragm link to lever)—"C" retainer | 351825-S (XX-9) | A | B | C | D | E | F | | | | | | | |
| SPRING (SECONDARY THROTTLE DIAPHRAGM RETURN) | B5AZ 9B504-A | A | B | C | D | E | F | | | | | | | |
| ROD (SECONDARY THROTTLE CONTROL) | C8AZ 9C504-A *CM-872 | A | B | C | D | E | F | | | | | | | |
| Retainer (rod to shaft)—1/16" -3/4" | 72015-S(N-40) | A | B | C | D | E | F | | | | | | | |
| LEVER ASY(ACCELERATOR PUMP OPERATING) | D4PZ 9A506-A *CM-2346 | A | B | C | D | E | F | | | | | | | |
| COVER (SECONDARY THROTTLE DIAPHRAGM) | B7A 9507-B | A | B | C | D | E | F | | | | | | | |
| Screw and washer assy. (diaphragm cover to carb.)—No. 8-32 x 5/8" | 43255-S8(U-74) | 4 | 4 | 4 | 4 | 4 | 4 | | | | | | | |
| BOWL and PLUGS ASSY. (FLOAT)—primary | 9A507 | | | | | | | | | | | | | |
| | D4PZ 9A507-B *CM-2045 | A | B | | | | | | | | | | | |
| | D5PZ 9A507-A *CM-2383 | | | C | D | E | F | | | | | | | |
| Screw (Pri-fuel bowl)—No. 12-24 x 2.56 | 359747-S7-8 (BB-809) | | | 4 | 4 | 4 | 4 | | | | | | | |

1973/79
TRUCK SERIES 100/500

HOLLEY 4/B CARB.
8 CYL. 6.4L (390 C.I.D.)

| DESCRIPTION/RESTRICTIONS | PART NUMBER | CARB. PARTS LISTS 36A THRU 36M | | | | | | | | | | | | |
|---|----------------------------|--------------------------------|---|---|---|---|---|---|---|---|---|---|---|--|
| | | A | B | C | D | E | F | G | H | J | K | L | M | |
| BOWL and PLUGS ASSY. (FLOAT)-secondary | 9A508 | | | | | | | | | | | | | |
| | D4PZ 9A508-A *CM-2048 | A | B | | | | | | | | | | | |
| | D0AZ 9A508-A *CM-1273 | | | C | D | E | F | | | | | | | |
| Screw(sec fuel bowl)-No. 12 -24 x 1 3/4" | 372238-S7-8 (BB-811) | | | 4 | 4 | 4 | 4 | | | | | | | |
| BUSHING (THROTTLE SHAFT)-secondary | B8AZ 9B508-A | A | B | | | | | | | | | | | |
| Secondary | B7AZ 9B508-A | 3 | 3 | | | | | | | | | | | |
| BODY and PLUGS ASSY. (MAIN METERING)-primary | 9A511 | | | | | | | | | | | | | |
| Stamped No 8411 | D4PZ 9A511-H *CM-2044 | A | B | | D | | | | | | | | | |
| Stamped No 8261A | D5PZ 9A511-B *CM-2342 | | | C | | E | | | | | | | | |
| Stamped No 8342 | D5PZ 9A511-E *CM-2382 | | | | | | F | | | | | | | |
| BODY and PLUGS ASSY. (MAIN METERING)-secondary | 9A513 | | | | | | | | | | | | | |
| stamped No. 41 | D4PZ 9A513-B *CM-2058 | A | B | | D | | F | | | | | | | |
| stamped No. 40 | ★ D5TZ 9A513-C *CM-2246 | | | C | | E | | | | | | | | |
| Screw and washer assy. (main metering)- No. 8-32 x 9/16" | 372243-S7-8(BB-110) | 6 | 6 | 6 | 6 | 6 | 6 | | | | | | | |
| PLATE (MAIN METERING) - secondary | ★ B8A 9514-A | A | B | C | D | E | F | | | | | | | |
| GASKET (THROTTLE BODY TO MAIN BODY) | 9516 | | | | | | | | | | | | | |
| | B8S 9516-A | A | B | | | | | | | | | | | |
| | D5PZ 9516-C *CG-465 | | | C | D | E | F | | | | | | | |
| VALVE (ACCELERATOR PUMP DISCHARGE NEEDLE) | B9TE 9A516-A *CM-22 | A | B | C | D | E | F | | | | | | | |
| BAFFLE (FLOAT BOWL) | 9A517 | | | | | | | | | | | | | |
| Primary | C9HZ 9A517-B *CM-1018 | A | B | C | D | E | F | | | | | | | |
| Secondary | C9HZ 9A517-A *CM-1017 | A | B | C | D | E | F | | | | | | | |
| HOUSING ASSY (THROTTLE SHAFT) | 9518 | | | | | | | | | | | | | |
| | D4PZ 9518-A *CM-2327 | A | | | | | | | | | | | | |
| | D4PZ 9518-B *CM-2328 | | B | | | | | | | | | | | |
| | D5PZ 9518-B *CM-2329 | | | C | | | | | | | | | | |
| | D5PZ 9518-C *CM-2330 | | | | D | | | | | | | | | |
| | D5PZ 9518-D *CM-2331 | | | | | E | | | | | | | | |
| | D5PZ 9518-E *CM-2332 | | | | | | F | | | | | | | |
| GASKET (MAIN METERING BODY)-secondary | B8AZ 9A518-A | A | B | C | D | E | F | | | | | | | |
| Primary | D4PZ 9A518-A *CG-432 | A | B | | | | | | | | | | | |
| Primary | D5PZ 9A518-A *CG-455 | | | C | D | E | F | | | | | | | |
| SPRING (FLOAT) | B9TE 9A519-B | A | B | C | D | E | F | | | | | | | |
| ADAPTOR (FUEL INLET FITTING) | D4PZ 9A520-B *CM-2074 | A | B | C | D | E | F | | | | | | | |
| GASKET (VALVE SEAT LOCK SCREW) | ★ B9TE 9A522-A | 2 | 2 | 2 | 2 | 2 | 2 | | | | | | | |

NOTICE: When the parts list suffix is shown in the quantity required column, the quantity is one (1).

| DESCRIPTION/RESTRICTIONS | PART NUMBER | CARB. PARTS LISTS 36A THRU 36M | | | | | | | | | | | | |
|--|--------------------------------|--------------------------------|---|---|---|---|---|---|---|---|---|---|---|--|
| | | A | B | C | D | E | F | G | H | J | K | L | M | |
| GASKET (VALVE SEAT ADJUSTING NUT) | B9TE 9A522-B | 2 | 2 | 2 | 2 | 2 | 2 | | | | | | | |
| CAM (ACCELERATOR PUMP DIAPHRAGM OPERATING) | D4PZ 9526-A *CM-2043 | A | B | C | D | E | F | | | | | | | |
| Screw (cam to throttle shaft & lever)- No. 6-20 x 3/8" truss head tapping | 353803-S8(UU-95) | A | B | C | D | E | F | | | | | | | |
| COVER KIT (ACCELERATOR PUMP) | D2AZ 9528-B *CM-461-B | A | B | C | D | E | F | | | | | | | |
| Screw & washer (cover to carb.)-No. 8-32 x 5/8" | 43255-S8(U-74) | 4 | 4 | 4 | 4 | 4 | 4 | | | | | | | |
| SCREW and SPRING ASSY. (FUEL BOWL) | 9F529 | | | | | | | | | | | | | |
| Primary-approx. 3 1/2" long | D4PZ 9F529-A | 4 | 4 | | | | | | | | | | | |
| Secondary-approx. 2 3/4" long | D4PZ 9F529-B | 4 | 4 | | | | | | | | | | | |
| JET (MAIN METERING)- stamped 612 | 9533 D4PZ 9533-J *CJ-259 | 2 | 2 | | 2 | | 2 | | | | | | | |
| stamped 652 | D4HZ 9533-B *CJ-250 | | | 2 | | 2 | | | | | | | | |
| TUBE (FLOAT BOWL CONNECTION)- 1/4" O.D.-6" long | ★ B8A 9534-A | A | B | C | D | E | F | | | | | | | |
| LEVER (FAST IDLE ADJUSTING) | B8A 9538-B | A | B | C | D | E | F | | | | | | | |
| Screw (fast idle adjusting)-No. 8-32 x 5/8" hex. slotted head-pilot point | 372242-S7-8(BB-411) | A | B | C | D | E | F | | | | | | | |
| NEEDLE (IDLE ADJUSTING) | C9HZ 9541-A *CM-1022 | 2 | 2 | 2 | 2 | 2 | 2 | | | | | | | |
| PLATE (CHOKE) | C3AZ 9545-B | A | B | C | D | E | F | | | | | | | |
| SHAFT and LEVER ASSY. (CHOKE) | B7A 9546-B | A | B | C | D | E | F | | | | | | | |
| Nut (choke shaft)-No. 8-36 | 355829-S7(MM-15) | A | B | C | D | E | F | | | | | | | |
| Lockwasher-No. 8-internal tooth | 34602-S7(X-45) | A | B | | | | | | | | | | | |
| FLOAT ASSY. | C1AE 9550-C | 2 | 2 | 2 | 2 | 2 | 2 | | | | | | | |
| Retainer (float bowl) | 351826-S(XX-2) | 2 | 2 | 2 | 2 | 2 | 2 | | | | | | | |
| BAFFLE (METERING BODY VENT) | B8A 9553-C | A | B | C | D | E | F | | | | | | | |
| DIAPHRAGM ASSY. (ACCELERATOR PUMP) R/b D6PZ 9B559-A (11/79) | ★ COAE 9B559-D *CM-193 | A | B | C | D | E | F | | | | | | | |
| Screw & washer assy. (accelerator pump)- No. 8-32 x 3/8" fill. head | 43248-S8(U-73) | 4 | 4 | | | | | | | | | | | |
| GASKET (MAIN METERING)-secondary | B8A 9561-D | A | B | C | D | E | F | | | | | | | |
| GASKET (FLOAT BOWL)-primary | D4PZ 9561-A *CG-433 | A | B | C | D | E | F | | | | | | | |
| PLUG (FUEL LEVEL CHECK) | B7T 9562-A | 2 | 2 | 2 | 2 | 2 | 2 | | | | | | | |
| VALVE and SEAT ASSY. (FUEL INLET) | D7PZ 9564-C *CV-110 | 2 | 2 | 2 | 2 | 2 | 2 | | | | | | | |
| Screw (fuel valve adj. nut lock)-1/4" -32 x 21/64 | 373246-S(BB-660) | 2 | 2 | 2 | 2 | 2 | 2 | | | | | | | |
| Nut (fuel valve adj.)-5/16" x 3/8" | 372426-S8B(MM-168) | 2 | 2 | 2 | 2 | 2 | 2 | | | | | | | |
| VALVE (FUEL ENRICHMENT) | 9A565 | | | | | | | | | | | | | |
| Tag code D5TE-GA | D4PZ 9A565-C *CE-105 | A | B | | D | | F | | | | | | | |
| Tag code D5TE-GB | D5PZ 9A565-A *CE-120 | | | | | | F | | | | | | | |
| | C9HZ 9A565-A *CE-83 | | | C | | E | | | | | | | | |
| GASKET (FUEL LEVEL CHECK PLUG) | ★ EAA 9569-A | 2 | 2 | 2 | 2 | 2 | 2 | | | | | | | |
| SPRING (ACCELERATOR PUMP LEVER ADJUSTING SCREW) | C4TZ 9571-A | A | B | C | D | E | F | | | | | | | |

1973/79
TRUCK SERIES 100/500

| DESCRIPTION/RESTRICTIONS | PART NUMBER | CARB. PARTS LISTS 36A THRU 36M | | | | | | | | | | | | | |
|--|---|--------------------------------|---|---|---|---|---|---|---|---|---|---|---|--|--|
| | | A | B | C | D | E | F | G | H | J | K | L | M | | |
| HOUSING ASSY. (CHOKE) | D4PZ 9A575-A *CC-93 | A | B | C | D | E | F | | | | | | | | |
| Screw (headless set)-8-32 x 3/8" | 359749-S(UU-17) | A | B | C | D | E | F | | | | | | | | |
| Screw & washer (choke housing to main body)- No. 8-32 x 1 1/4" | 359737-S(BB-59) | 3 | 3 | 3 | 3 | 3 | 3 | | | | | | | | |
| Screw (choke adjustment) No. 8-32 x 3/8" headless | 359749-S (UU-17) | A | B | C | D | E | F | | | | | | | | |
| BALL (SECONDARY THROTTLE CHECK) | B5A 9576-A | A | B | C | D | E | F | | | | | | | | |
| NOZZLE ASSY. (PUMP DISCHARGE) | B8A 9577-A | A | B | C | D | E | F | | | | | | | | |
| SCREW (PUMP DISCHARGE NOZZLE) | C8AZ 9577-A *CM-875 | A | B | C | D | E | F | | | | | | | | |
| SPRING (FAST IDLE ADJUSTING SCREW)- 4 1/2 coils-1/4" I.D.-1/2" long | B8A 9578-B *CM-609 | A | B | C | D | E | F | | | | | | | | |
| Screw (throttle stop)-No. 10-32 x 1" fill. hd. | 31676-S (U-57) | A | B | C | D | E | F | | | | | | | | |
| GASKET (PUMP DISCHARGE NOZZLE) | B7AE 9580-A | 2 | 2 | 2 | 2 | 2 | 2 | | | | | | | | |
| LEVER (SECONDARY THROTTLE DIAPHRAGM) | ★ B7A 9583-B D5PZ 9583-A *CM-2203 | A | B | | D | | F | | | | | | | | |
| PLATE (THROTTLE) | 9585 | | | | | | | | | | | | | | |
| Primary | ★ B8A 9585-A | 2 | 2 | | | | | | | | | | | | |
| Secondary | ★ B8A 9585-H | 2 | 2 | | | | | | | | | | | | |
| SCREW (THROTTLE PLATE) | B8A 9586-A | 8 | 8 | | | | | | | | | | | | |
| SCREW (CHOKE PLATE)-No. 6-32-oval head | B9A 9586-A *CM-531 | 2 | 2 | 2 | 2 | 2 | 2 | | | | | | | | |
| GASKET (ECONOMIZER VALVE) | C2AZ 9A588-B *CM-533 | A | B | C | D | E | F | | | | | | | | |
| LEVER (ACCELERATOR PUMP) | C8AZ 9D591-A *CM-876 | A | B | C | D | E | F | | | | | | | | |
| Retainer (accel. pump lever to body)-"C" | 372999-S(QQ-35) | A | B | C | D | E | F | | | | | | | | |
| Screw (accel. pump lever adj.)-No. 10-32 x 1/2" | 370050-S (BB-537) | A | B | C | D | E | F | | | | | | | | |
| Nut (accel. pump lever adj.)-No. 10-32 sleeve | 370052-S (MM-219) | A | B | C | D | E | F | | | | | | | | |
| GASKET (FLOAT BOWL SCREW) | D4PZ 9592-A *CM-2041 | 8 | 8 | | | | | | | | | | | | |
| | B7A 9592-A | | | 8 | 8 | 8 | 8 | | | | | | | | |
| CAM (FAST IDLE) | D4PZ 9597-A *CM-2042 | A | B | C | D | E | F | | | | | | | | |
| ROD (CHOKE CONTROL) | B7AZ 9A599-B | A | B | C | D | E | F | | | | | | | | |
| Retainer (rod to carburetor) | 353610-S8(NN-126) | A | B | C | D | E | F | | | | | | | | |
| "O" RING (BALANCE TUBE) | ★ B5A 9609-A | 2 | 2 | 2 | 2 | 2 | 2 | | | | | | | | |
| "O" RING (FUEL VALVE SEAT) | B6A 9609-A | 2 | 2 | C | D | E | F | | | | | | | | |
| SEAL (IDLE ADJUSTING NEEDLE) | B7A 9634-A | 2 | 2 | 2 | 2 | 2 | 2 | | | | | | | | |
| SPRING (ACCELERATOR PUMP DIAPHRAGM RETURN) | ★ B7A 9636-B | A | B | C | D | E | F | | | | | | | | |
| SHAFT & LEVER ASSY. (CHOKE HOUSING) | B7AZ 9A753-B | A | B | C | D | E | F | | | | | | | | |
| SPACER (CHOKE LEVER) | ★ B5AZ 9812-A | A | B | C | D | E | F | | | | | | | | |
| CLIP (SCREW LOCK) | C8AZ 9825-A *CM-877 | | B | | | | | | | | | | | | |
| PISTON ASSY. (CHOKE) | D5PZ 9840-A *CM-2345 | A | B | C | D | E | F | | | | | | | | |
| CLAMP (THERMOSTATIC CHOKE HOUSING) | B6A 9842-A | A | B | C | D | E | F | | | | | | | | |
| Screw (clamp housing)-No. 8-32 x 1/2" | 31061-S8(U-50) | 3 | 3 | 3 | 3 | 3 | 3 | | | | | | | | |
| HOUSING (THERMOSTATIC CHOKE) | B8A 9848-E *CM-329 | A | B | C | D | E | F | | | | | | | | |
| GASKET (SECONDARY DIAPHRAGM HOUSING) | B7A 9853-B | 2 | 2 | 2 | 2 | 2 | 2 | | | | | | | | |
| Choke housing | | A | B | C | D | E | F | | | | | | | | |
| GASKET (THERMOSTATIC CHOKE HOUSING) | C8OZ 9871-A *CG-238 | A | B | C | D | E | F | | | | | | | | |

NOTICE: When the parts list suffix is shown in the quantity required column, the quantity is one (1).

8 CYL. 5.8L (351 C.I.D.),6.6L (400 C.I.D.) TRUCK SERIES 100/500

| DESCRIPTION/RESTRICTIONS | PART NUMBER | CARB. PARTS LISTS 37A THRU 37M | | | | | | | | | | | |
|---|----------------------------|--------------------------------|----|----|----|----|----|---|----|----|---|---|-----|
| | | A | B | C | D | E | F | G | H | J | K | L | M |
| NOTE: † Not a part of service carburetor | | | | | | | | | | | | | |
| GASKET SET—refer to carburetor identification chart— Section 95 | 9502 | | | | | | | | | | | | |
| TUNE UP KIT—refer to carburetor identification chart— Section 95 | 9A586 | | | | | | | | | | | | |
| Screw and washer (horn and plugs to main body)—No. 10—32 x 5/8" | 43256-S8(UU-F) | 6 | 6 | 6 | 6 | 6 | 6 | 6 | 6 | 6 | 6 | 6 | 6 |
| Fitting—5/16" hose x 1/8" pipe | 376148-S8 (II-191-K) | | | | | | | | | | | K | M |
| SPRING (TRANS. KICKDOWN CONTROL LEVER RETRACTING) Tag Code D6UE-JA | D1AZ 7B146-A | | †B | †C | D | | †F | | †H | | | K | L M |
| Screw (to adjust trans. kickdown)—hex. head— No. 10—32 x 1" Tag Code D6UE-JA | 379622-S8(UU-52-M) | | B | C | D | | F | | H | | J | K | L M |
| LIMITER (IDLE ADJUSTING NEEDLE) | 9J500 | | | | | | | | | | J | | |
| | C7AZ 9J500-B *CM-747 | 2 | †2 | †2 | †2 | †2 | †2 | 2 | †2 | †2 | 2 | | |
| | D6PZ 9J500-A *CM-747-B | | | | | | | | | | | 2 | 2 |
| SEAL (FAST IDLE ROD) | C7AZ 9B501-A | A | B | C | D | E | F | G | H | J | K | L | M |
| WEIGHT (PUMP DISCHARGE BALL) | C9AZ 9B511-A *CM-1126 | A | B | C | D | E | F | G | H | J | K | L | M |
| Ball (accel. pump inlet passage)—steel—3/16" CONTROL ASSY. (VACUUM BREAK) | 371350-S (AA-4) 9S514 | A | B | C | D | E | F | G | H | J | K | L | M |
| Tag code D5PE-UA, D5UE-BA Tag code D5UE-DA | D5AZ 9S514-A *CK-1987 | A | B | | D | | | | | | | | |
| R/b D8ZZ 9S514-A(8/79) | ★ D5TZ 9S514-B *CK-1990 | | | | | | | | | J | | | |
| Tag code D7TE-AMA,ANA,APA,ARA,CJA,CKA,CZA | D8ZZ 9S514-A *CK-1990-A | | | | | | | | | | K | | |
| | D5AZ 9S514-C *CK-1994 | | | | | | | G | | | | | |
| R/b D8AZ 9S514-J(8/79) | ★ D5UZ 9S514-A *CK-1995 | | | C | | | | | | | | | |
| | D8AZ 9S514-J *CK-1995-A | | | | | | | | H | | | | |
| R/b D8UZ 9S514-A (3/79) Tag code D5UE-ZA, D6PE-ATA, D6UE-NA Tag code D5UE-DC Tag codes D7UE-ABA,ACA,ADA,AFA,ANA,APA,ARB, D8PE-AYA | ★ D5UZ 9S514-B *CK-1996 | | B | | D | | E | F | | | | | L |
| Tag codes D7TE-AHA,AKA,ALA Tag codes D7UE-TA,YA,ZC | D8AZ 9S514-D *CK-2057 | | | | | | | | | | K | | M |
| Ring (control) — 1/8" — retaining | 377918-S8B(XX-14-F) | A | B | C | D | E | F | G | H | J | K | L | M |
| Screw (control)—No. 8 — 18 x 1/2" pan head | 380934-S101(UU-67-F) | 2 | 2 | 2 | 2 | 2 | 2 | 2 | 2 | 2 | 2 | 2 | 2 |
| ROD (FLOAT BOWL VENT) | 9A515 | | | | | | | | | | | | |
| Tag codes D7TE-AHA,AKA,ALA,ANA,ARA | D5AZ 9A515-B *CM-2281 | A | B | C | | E | F | G | H | J | | | |
| BRACKET (FLOAT BOWL VENT) Tag code D5UE-BA,ZA,D5PE-UA Tag codes D7TE-AHA,AKA,ALA,ANA,ARA,BEA | D5AZ 9E520-A | A | B | C | | E | F | G | H | J | | K | |

1973/79
TRUCK SERIES 100/500 8 CYL. 5.8L (351 C.I.D.), 6.6L (400 C.I.D.)

| DESCRIPTION/RESTRICTIONS | PART NUMBER | CARB. PARTS LISTS 37A THRU 37M | | | | | | | | | | | | |
|---|---------------------------|--------------------------------|---|---|---|---|---|---|---|---|---|---|---|--|
| | | A | B | C | D | E | F | G | H | J | K | L | M | |
| DASHPOT & SOLENOID ASSY. | | 9S520 | | | | | | | | | | | | |
| | D5TZ 9S520-A *CD-21 | | | | | | | G | | | | | | |
| | D5UZ 9S520-A *CD-24 | A | | | | | | | | | | | | |
| Tag code D7UE-ZC | D7UZ 9S520-A *CD-29 | | | | | | | | | | | | L | |
| SUPPORT ASSY. (BOOSTER VENTURI) | | 9A523 | | | | | | | | | | | | |
| | D5AZ 9A523-A *CM-2099 | | | | | | | G | | | | | | |
| | D5TZ 9A523-C *CM-2200 | | | | | | | | H | | | | | |
| | D5TZ 9A523-F *CM-2254 | | | C | | | | | | | | | | |
| Tag codes D5PE-UA, D5UE-BA, D6PE-ATA, D6UE-NA | D5UZ 9A523-B *CM-2253 | | B | | D | | | | | | | | | |
| Tag code D5UE-ZA | D5UZ 9A523-C *CM-2249 | | B | | | E | F | | | | | | | |
| | D5UZ 9A523-D *CM-2289 | A | | | | | | | | | | | | |
| | D6AZ 9A523-D *CM-2371 | | | | | | | | | | J | | | |
| Tag code D7TE-AHA | D7TZ 9A523-S *CM-2502 | | | | | | | | | | | K | | |
| Tag code D7TE-AKA | D7TZ 9A523-P *CM-2500 | | | | | | | | | | | K | | |
| Tag code D7TE-ALA | D7TZ 9A523-R *CM-2501 | | | | | | | | | | | K | | |
| Tag code D7TE-AMA | D7TZ 9A523-M *CM-2498 | | | | | | | | | | | K | | |
| Tag code D7TE-ANA,ARA | D7TZ 9A523-K *CM-2496 | | | | | | | | | | | K | | |
| Tag code D7TE-APA,CKA | D7TZ 9A523-V *CM-2600 | | | | | | | | | | | K | | |
| Tag code D7TE-CJA,CZA | D7TZ 9A523-AB *CM-2724 | | | | | | | | | | | K | | |
| Tag code D7UE-TA | D7UZ 9A523-C *CM-2602 | | | | | | | | | | | | L | |
| Tag codes D7UE-YA | D7TZ 9A523-B *CM-2510 | | | | | | | | | | | | L | |
| Tag code D7UE-ANA | D7TZ 9A523-AE *CM-2603 | | | | | | | | | | | | L | |
| Tag code D7UE-ZC | D7UZ 9A523-D *CM-2604 | | | | | | | | | | | | L | |
| Tag codes D7UE-ABA,AEA, D8PE-DDA | D7UZ 9A523-A *CM-2511 | | | | | | | | | | | | L | |
| Tag codes D7UE-ACA | D7UZ 9A523-B *CM-2512 | | | | | | | | | | | | L | |
| Tag codes D7UE-APA,ARB, D8PE-AYA | D7TZ 9A523-AD *CM-2572 | | | | | | | | | | | | L | |
| Tag code D7TE-BEA | D7TZ 9A523-AC *CM-2513 | | | | | | | | | | | K | M | |

NOTICE: When the parts list suffix is shown in the quantity required column, the quantity is one (1).

8 CYL. 5.8L (351 C.I.D.),6.6L (400 C.I.D.) TRUCK SERIES 100/500

| DESCRIPTION/RESTRICTIONS | PART NUMBER | CARB. PARTS LISTS 37A THRU 37M | | | | | | | | | | | | |
|--|--------------------------|--------------------------------|---|---|---|---|---|---|---|---|---|---|---|---|
| | | A | B | C | D | E | F | G | H | J | K | L | M | |
| NOTE: † Not a part of service carburetor | | | | | | | | | | | | | | |
| ROD (CHOKE PULLDOWN) | 9E524 | | | | | | | | | | | | | |
| Tag codes D7TE-AMA,ANA,APA,ARA,CJA,CKA,CZA Tag codes D7UE-ABA,ACA,AEA,ANA,APA,ARB, D8PE-DDA | D5AZ 9E524-A *CM-2170 | A | B | C | D | E | F | G | H | J | K | L | M | |
| Tag codes D7TE-AHA,AKA-ALA Tag codes D7UE-TA,YA,ZA | D7AZ 9E524-B *CM-2503 | | | | | | | | | | K | L | M | |
| Ring (rod) 1/8' retaining | 377918-S8B(UU-67-F) | 2 | 2 | 2 | 2 | 2 | 2 | 2 | 2 | 2 | 2 | 2 | 2 | 2 |
| SCREEN (FUEL FILTER) | C4AZ 9F525-A | A | B | C | D | E | F | G | H | J | K | L | M | |
| COVER ASSY. (ACCELERATOR PUMP) | 9528 | | | | | | | | | | | | | |
| Tag codes D7TE-AHA,AKA,ALA, Tag codes D7TE-AMA,ANA,APA,ARA,CJA,CKA | D5AZ 9528-A *CM-2170 | A | B | C | D | E | F | G | H | J | K | L | M | |
| | D7TZ 9528-A *CM-2726 | | | | | | | | | | | L | | |
| Screw (cover assy.) - No. 8-32 x 9/16"-hex. head | 376262-S(UU-42-AJ) | 4 | 4 | 4 | 4 | 4 | 4 | 4 | 4 | 4 | 4 | 4 | 4 | 4 |
| ROD (FAST IDLE CAM) | C3AZ 9D530-A | A | B | C | D | E | F | G | H | J | K | L | M | |
| JET (MAIN METERING) | 9533 | | | | | | | | | | | | | |
| No. 53F | C3DZ 9533-A *CJ-128 | | | | | | | | | | 2 | | | |
| No. 56F Tag code D5UE-BA,D5PE-UA,D6PE-ATA, D6UE-NA Tag codes D7TE-AHA, ALA | C3GY 9533-D *CJ-147 | | 2 | | 2 | 2 | 2 | 2 | | | | 2 | | |
| No. 57F Tag code D5UE-ZA Tag Codes D7TE-AKA,AMA,ANA,ARA,CJA,CKA,CZA | C3OZ 9533-A *CJ-129 | 2 | 2 | 2 | | | | | | | | 2 | | |
| No. 59F Tag Codes D7TE- BEA Tag Code-D7UE-ABA,ANA,APA,ARB, D8PE-AYA | C3OZ 9533-B *CJ-130 | | | | | | | | | 2 | 2 | | 2 | |
| No. 60F Tag code D7TE-APA Tag codes D7UE-ABA,AEA, D8PE-DDA | C3GY 9533-B *CJ-145 | | | | | | 2 | | | | 2 | | 2 | |
| No. 58F-Tag code D7UE-TA | C3GY 9533-A *CJ-144 | | | | | | | | | | | 2 | 2 | 2 |
| No.62F-Tag code D7UE-YA | C3AZ 9533-A *CJ-134 | | | | | | | | | | | 2 | | 2 |
| No. 63F-Tag code D7UE-ZC | C3AZ 9533-B *CJ-135 | | | | | | | | | | | 2 | | |
| GASKET (BOOSTER VENTURI SUPPORT) | B8AZ 9A536-A | A | B | C | D | E | F | G | H | J | K | L | M | |
| LEVER (FAST IDLE ADJUSTING) | 9538 | | | | | | | | | | | | | |
| | D2AZ 9538-A *CM-1509 | A | B | C | D | E | F | G | H | J | K | L | M | |
| Nut (lever to throttle shaft)-hex. head-No. 10-32 | 34079-S7(M-163) | A | B | C | D | E | F | G | H | J | K | L | M | |
| Lockwasher-No. 10 | 34903-S8(X-96) | A | B | C | D | E | F | G | H | J | K | L | M | |
| NEEDLE (IDLE ADJUSTING) | C9AZ 9541-A *CM-955 | 2 | 2 | 2 | 2 | 2 | 2 | 2 | 2 | 2 | 2 | 2 | 2 | 2 |
| ROD (ACCELERATOR PUMP LINK TO OVERTRAVEL LEVER) | 9B542 | | | | | | | | | | | | | |
| Tag codes D7TE-AHA,AKA,ALA Tag codes D7TE-AMA,ANA,APA,ARA,CJA,CKA,CZA | D5AZ 9B542-A *CM-2088 | A | B | C | D | E | F | G | H | J | K | L | M | |
| | D7TZ 9B542-A *CM-2725 | | | | | | | | | | K | L | M | |
| PLATE (CHOKE) | D0AZ 9545-A *CM-1061 | A | B | C | D | E | F | G | H | J | K | L | M | |
| Screw (choke plate)-hex. head-No. 6-32 x 5/16" | 375016-S2(UU-52-AK) | 2 | 2 | 2 | 2 | 2 | 2 | 2 | 2 | 2 | 2 | 2 | 2 | 2 |
| SHAFT and LEVER ASSY (CHOKE) | D7AZ 9546-A *CM-2594 | | | | | | | | | | | | | M |

| DESCRIPTION/RESTRICTIONS | PART NUMBER | CARB. PARTS LISTS 37A THRU 37M | | | | | | | | | | | | |
|--|------------------------------|--------------------------------|----|---|---|---|----|---|---|----|---|---|---|---|
| | | A | B | C | D | E | F | G | H | J | K | L | M | |
| NOTE: † Not a part of service carburetor | | | | | | | | | | | | | | |
| SHAFT (CHOKE PLATE) | D5AZ 9547-A *CM-2089 | | | | | | | | | | | | | |
| DASHPOT ASSY. - also refer to 9S553 Tag code D5UE-DA Tag code D6UE-HA Tag code D7TE-AHA,ALA Tag code D7UE-TA Tag code D7UE-AAA | C8AZ 9B549-A *CD-15 | | †B | | D | | | | | | J | | K | L |
| Nut (Dashpot) - 5/16" - 24 jam | 33923-S7(M-32) | | B | | D | | | | | | | | K | M |
| FLOAT ASSY. | D4AZ 9550-A *CM-1062-A | A | B | C | D | E | F | G | H | J | K | L | | |
| BRACKET (DASHPOT MOUNTING) Tag code D5UE-DA Tag code D7TE-AHA,ALA,AKA Tag code D7UE-TA | D0AZ 9B550-A *CM-1113 | | B | | D | | | | | †J | | | K | M |
| LEVER (CHOKE SHAFT) | D4AZ 9551-A *CM-1091-A | A | B | C | D | E | F | G | H | J | K | L | | |
| Screw (lever-choke shaft)-pan head- No. 6-32 x 3/8" | 50802-S7(U-150) | A | B | C | D | E | F | G | H | J | K | L | | |
| POSITIONER ASSY. THROTTLE also refer to 9D856 Tag code D7TE-ANA,ARA,CJA,CZA Tag codes D7UE-ABA,ACA,ANA | D5TZ 9S553-C *CM-2205 | | | | | E | †F | | | | | | K | L |
| BRACKET (THROTTLE POSITIONER) | 9S555 | | | | | | | | | | | | | |
| Tag code D7TE-ANA,ARA,CJA,CZA Tag codes D7UE-ABA,ACA,ANA | D5UZ 9S555-A D7TZ 9S555-A | | | | | E | †F | | | | | | K | L |
| SHAFT (FLOAT LEVER) | B8A 9558-A *CM-183 | A | B | C | D | E | F | G | H | J | K | L | M | |
| DIAPHRAGM ASSY. (ACCELERATOR PUMP) | D5AZ 9B559-A *CM-2092 | A | B | C | D | E | F | G | H | J | K | L | M | |
| SPRING (FLOAT BOWL VENT) Tag codes D7TE-AHA,AKA,ALA,ANA,ARA | D5AZ 9560-A *CM-2084 | A | | C | | E | F | G | H | J | | | K | |
| GASKET (FLOAT BOWL) | 9561 | | | | | | | | | | | | | |
| | D7AZ 9561-A *CG-498 | A | B | C | D | E | F | G | H | J | K | L | M | |
| GASKET (ECONOMIZER COVER) | B7A 9563-A *CG-234 | A | B | C | D | E | F | G | H | J | K | L | M | |
| VALVE KIT (FUEL INLET) - consists of: (1) D2AF 9566-AA needle, (1) D4AE 9567-AA seat, (1) EDB 99883-A Ret, (1) D2AZ 9599-A Ret, & (1) D4AZ 9E845-A gasket-r/b D8AZ 9564-A(8/79) | ★ D5AZ 9564-D *CV-99 | A | B | C | D | E | F | G | H | J | K | L | M | |
| HOSE (CHOKE CONTROL) | ★ D5AE 9S564AA | A | B | C | D | | | G | H | J | K | L | | |
| VALVE ASSY. (FUEL ENRICHMENT) | 9A565 | | | | | | | | | | | | | |
| # Green incl. (1) C2AZ 9A588-B and (1) B7A 9563-A gaskets Tag codes D7TE-AHA,AMA,ANA,APA,ARA,CKA Tag codes D7UE-TA,YA,ZC | D5OZ 9A565-A *CE-109 | | | C | | | | G | | | | | K | L |
| Incl. (1) C2AZ 9A588-B and (1) B7A 9563-A gaskets | D5AZ 9A565-B *CE-108 | A | | | | E | F | | H | | | | | |
| # Yellow incl. (1) C2AZ-9A588-B and (1) B7A 9563-A gaskets Tag code D5UE-BA,D5PE-UA,D6PE-ATA,D6UE-NA Tag codes D7TE-AKA,ALA | D5ZZ 9A565-A *CE-113 | | B | | D | | | | | | | | K | M |

NOTICE: When the parts list suffix is shown in the quantity required column, the quantity is one (1).

8 CYL. 5.8L (351 C.I.D.),6.6L (400 C.I.D.) TRUCK SERIES 100/500

| DESCRIPTION/RESTRICTIONS | PART NUMBER | CARB. PARTS LISTS 37A THRU 37M | | | | | | | | | | | | |
|--|--------------------------|--------------------------------|---|---|---|---|---|---|---|---|---|---|---|-----|
| | | A | B | C | D | E | F | G | H | J | K | L | M | |
| VALVE ASSY. (FUEL ENRICHMENT) 9A565 — Cont'd | | | | | | | | | | | | | | |
| # Red incl. (1)C2AZ 9A588-B gasket and (1) B7A 9563-A gasket Tag codes D7UE-ACA Tag code D7TE-CJA,CZA | D5TZ 9A565-B *CE-117 | | | | | | | | | | | J | | L |
| # Orange incl. (1) B7A 9563-A and (1) C2AZ 9A588-B gaskets Tag code D5UE-ZA | D5UZ 9A565-A *CE-119 | | B | | | | | | | | | | | |
| # Black ind. (1) C2AZ9A588-B & (1) B7A9563-A gaskets Tag codes D7UE-ABA,AEA,ANA,APA,ARB, D8PE-AYA,DDA | D5AZ 9A565-A *CE-106 | | | | | | | | | | | | | L |
| SPRING (PRIMARY FLOAT DAMPENER) | C3AZ 9F570-A | A | B | C | D | E | F | G | H | J | K | L | | |
| HOUSING ASSY. (CHOKE) 9A575 | | | | | | | | | | | | | | |
| | D50Z 9A575-A *CC-97 | A | | | | | | | G | H | | | | |
| Tag code D5UE-BA,D5PE-UA Tag code D5UE-DA Tag code D5UE-JA Tag code D5UE-KA | D5UZ 9A575-A *CC-103 | | B | C | D | E | F | | | | | | | |
| Tag code D5UE-DC Tag code D5UE-ZA,D6PE-ATA,D6UE-NA Tag code D5UE-JD Tag code D5UE-KD,D6PE-ASA | D5UZ 9A575-B *CC-109 | | B | | D | E | F | | | | | | | |
| Tag code D6UE-HA | D6UZ 9A575-A *CC-125 | | | | | | | | | | J | | | |
| Tag code D6PE-ALA, D6UE-JA | D6UZ 9A575-B *CC-126 | | | | | | | | | | J | | | |
| Tag code D7TE-AHA | D7TZ 9A575-D *CC-134 | | | | | | | | | | | | K | |
| Tag code D7TE-AKE | D7TZ 9A575-L *CC-138 | | | | | | | | | | | | K | |
| Tag code D7TE-ALA | D7TZ 9A575-E *CC-135 | | | | | | | | | | | | K | |
| Tag code D7TE-AMA | D7TZ 9A575-P *CC-139 | | | | | | | | | | | | K | |
| Tag code D7TE-ANA | D7TZ 9A575-H *CC-136 | | | | | | | | | | | | K | |
| Tag code D7PE-ANA, D7TE-APA | D7TZ 9A575-R *CC140 | | | | | | | | | | | | K | |
| Tag code D7TE-CJA,CZA | D7TZ 9A575-AU *CC-165 | | | | | | | | | | | | K | |
| Tag code D7TE-ARA,CKA | D7TZ 9A575-U *CC-164 | | | | | | | | | | | | K | |
| Tag codes D7UE-TA,YA,ZC Tag codes D7UE-ABA | D7TZ 9A575-A *CC-133 | | | | | | | | | | | | | L M |
| Tag code D7UE-ACA,AEA, D8PE-DDA | D7UZ 9A575-B *CC-142 | | | | | | | | | | | | | L |
| Tag code D7UE-ANA,APA, D8PE-AYA | D7TZ 9A575-Z *CC-149 | | | | | | | | | | | | | L |
| Tag code D7UE-ARB | D7UZ 9A575-K *CC-166 | | | | | | | | | | | | | L |
| Screw & washer assy. (choke housing to carb.)-No. 8-32 x 3/4" | 378547-S(BB-61-B) | 3 | 3 | 3 | 3 | 3 | 3 | 3 | 3 | 3 | 3 | 3 | 3 | 3 |
| Connector - 3/8"-24 x 1/4"-tube | 386010-S8(II-28-S) | A | B | C | D | E | F | G | H | J | K | L | M | |
| VALVE (ACCELERATOR PUMP CHECK)-plastic | C4AZ 9576-A *CM-825 | A | B | C | D | E | F | G | H | J | K | L | M | |

1973/79
TRUCK SERIES 100/500 8 CYL. 5.8L (351 C.I.D.), 6.6L (400 C.I.D.)

| DESCRIPTION/RESTRICTIONS | PART NUMBER | CARB. PARTS LISTS 37A THRU 37M | | | | | | | | | | | | |
|--|----------------------------|--------------------------------|---|---|----|---|---|---|---|----|---|---|---|---|
| | | A | B | C | D | E | F | G | H | J | K | L | M | |
| NOTE: † Not a part of service carburetor | | | | | | | | | | | | | | |
| SCREW (PUMP DISCHARGE NOZZLE) | 9577 | | | | | | | | | | | | | |
| Tag codes D7TE-AHA,AKA,ALA,ANA,ARA | COAZ 9577-A *CM-607 | | | | | | | | | | | | K | |
| Tag codes D7TE-AMA,APA,BEA,CJA,CKA | D5AZ 9577-A *CM-2091 | A | B | C | D | E | F | G | H | J | | | K | M |
| Washer (nozzle screw)-1/4" flat | 374370-S(XX-94-A) | A | B | C | D | E | F | G | H | J | K | L | M | |
| LEVER (FAST IDLE CAM) R/b D5PZ 9A753-A | ★ D5DZ 9F577-A *CM-2090 | A | B | C | D | E | F | G | H | J | | | | |
| Washer-(lever on shaft)-3/16" - "C" | 353862-S8(XX-10) | A | B | C | D | E | F | G | H | J | K | L | M | |
| Screw (lever on shaft)-No. 6-32 x 3/4"-Hex. head | 372307-S(BB-527) | A | B | C | D | E | F | G | H | J | K | L | M | |
| SPRING (FAST IDLE ADJUSTING SCREW) | B8A 9578-B *CM-609 | A | B | C | D | E | F | G | H | J | K | L | M | |
| SPRING (IDLE ADJUSTING NEEDLE) (FAST IDLE SCREW) | ★ 40 9578 | 2 | 2 | 2 | 2 | 2 | 2 | 2 | 2 | 2 | 2 | 2 | 2 | 2 |
| Screw (normal idle adjusting)-special hex. head slotted-No. 10-32 x 1" | 355107-S7(BB-536) | A | B | C | D | E | F | G | H | J | K | L | M | |
| LEVER and SHAFT ASSY. (THROTTLE) Tag codes D5UE-BA,ZA Tag code D6UE-HA | D5TZ 9581-A *CM-2112 | A | | | | E | | G | | | | | | |
| Tag code D5PE-UA,D6PE-ATA,D6UE-NA Tag code D6PE-ALA, D6UE-JA | D5TZ 9581-B *CM-2113 | | B | C | D | | F | | H | | | | | M |
| Tag codes D7TE-AHA,AMA,ANA,CJA,CZA | D7TZ 9581-J *CM-2404 | | | | | | | | | | | | K | |
| Tag codes D7TE-AKA,ALA,APA,ARA,CKA | D7TZ 9581-K *CM-2405 | | | | | | | | | | | | K | |
| Tag codes D7UE-TA,ACA,AEA, D8PE-DDA | D7UZ 9581-A *CM-2714 | | | | | | | | | | | | | L |
| Tag codes D7UE-YA,ZC,ABA,ANA,APA,ARB, D8PE-AYA | D7UZ 9581-B *CM-2715 | | | | | | | | | | | | | L |
| PLATE (THROTTLE) | D5AZ 9585-A *CM-2095 | 2 | 2 | 2 | 2 | 2 | 2 | 2 | 2 | 2 | 2 | 2 | 2 | 2 |
| Screw (attaches throttle plate) No. 5-40 x 9/32" | 386022-S2(BB-908) | 4 | 4 | 4 | 4 | 4 | 4 | 4 | 4 | 4 | 4 | 4 | 4 | 4 |
| BRACKET (THROTTLE EMISSION CONTROL- SOLENOID) | 9J586 | | | | | | | | | | | | | |
| Tag code D6UE-JA | D2AZ 9J586-A | | | | †C | | | | | †H | J | | | |
| Tag codes D7TE-AMA Tag code D7UE-APA, D8PE-AYA | D7AZ 9J586-A | | | | | | | | | | | K | | L |
| Tag code D7TE-CKA Tag code D7UE-ARA | D7TZ 9J586-A | | | | | | | | | | | K | | L |
| Screw & lockwasher (Bracket) - No. 10-32 x 1/2" | 50810-S8(U-158) | | | | C | | | | | H | J | K | L | |
| GASKET (ECONOMIZER VALVE) | C2AZ 9A588-B *CM-533 | A | B | C | D | E | F | G | H | J | K | L | M | |
| CAM ASSY. (FAST IDLE) | D5AZ 9597-A *CM-2105 | A | B | C | D | E | F | G | H | J | K | L | M | |
| Screw (fast idle cam) hex hd.-No. 6-32 x 11/16" | 372307-S(BB-527) | A | B | C | D | E | F | G | H | J | K | L | M | |
| Retainer (fast idle cam)-"C" washer | 351825-S(XX-9) | 2 | 2 | 2 | 2 | 2 | 2 | 2 | 2 | 2 | 2 | 2 | 2 | 2 |
| RETAINER (FLOAT LEVER SHAFT) | D2AZ 9599-A *CM-1469 | A | B | C | D | E | F | G | H | J | K | L | M | |
| ROD (CHOKE CONTROL) | D0AZ 9A599-B *CM-1066 | A | B | C | D | E | F | G | H | J | K | L | M | |
| Ring (rod to shaft) | 377918-S8B(XX-14-F) | A | B | C | D | E | F | G | H | J | K | L | M | |
| SPRING (ACCELERATOR PUMP LEVER RETURN) | D4AZ 9636-A *CM-1527-A | A | B | C | D | E | F | G | H | J | K | L | M | |

NOTICE: When the parts list suffix is shown in the quantity required column, the quantity is one (1).

8 CYL. 5.8L (351 C.I.D.),6.6L (400 C.I.D.) TRUCK SERIES 100/500

| DESCRIPTION/RESTRICTIONS | PART NUMBER | CARB. PARTS LISTS 37A THRU 37M | | | | | | | | | | | | |
|--|---------------------------------------|--------------------------------|---|---|----|---|---|---|---|----|---|---|---|---|
| | | A | B | C | D | E | F | G | H | J | K | L | M | |
| NOTE: † Not a part of service carburetor | | | | | | | | | | | | | | |
| SHAFT and LEVER ASSY. (CHOKE HOUSING) | 9A753 | | | | | | | | | | | | | |
| | D7PZ 9A753-A *CM-2592 | A | B | C | D | E | F | G | H | J | K | L | M | |
| Retainer (choke housing shaft assy) "C" washer | 353862-S8(XX-10) | A | B | C | D | E | F | G | H | J | K | L | M | |
| Screw (adjust fast idle cam) No. 6-32 x 3/4" hex head | 372307-S(BB-527) | A | B | C | D | E | F | G | H | J | K | L | M | |
| LEVER (CHOKE THERMOSTAT) | 9A754 | | | | | | | | | | | | | |
| Tag codes D7TE-AHA,AKA,AMA,ANA,APA,CKA Tag codes D7UE-ADA,ANA | D1AZ 9A754-C | | B | | D | E | F | | | | K | L | | |
| Tag codes D7TE-ALA Tag codes D7UE-TA,UB,YA,ZC,AEA, D8PE-DDA | D3AZ 9A754-D | A | | C | | | | G | H | J | K | L | M | |
| Tag codes D7TE-ARA,CJA,CZA Tag codes D7UE-ABA,ACA | D0AZ 9A754-A | | | | | | | | | | K | L | | |
| Screw (lever-choke thermostat)- pan head- No. 6-32 x 3/8" | 50802-S(U-150) | A | B | C | D | E | F | G | H | J | K | L | M | |
| CLIP (ACCELERATOR PUMP LINK ROD) | D2AZ 9825-A *CM-1695 | A | B | C | D | E | F | G | H | J | K | L | M | |
| CLAMP (THERMOSTATIC CHOKE HOUSING) | D3AZ 9842-A *CM-1742 | A | B | C | D | E | F | G | H | J | K | L | M | |
| Screw (choke housing)-No. 8-32 x 1/2" | 31061-S8(U-50) | 3 | 3 | 3 | 3 | 3 | 3 | 3 | 3 | 3 | 3 | 3 | 3 | 3 |
| SHIELD (FUEL INLET SEAT) | D4AZ 9E845-A | A | B | C | D | E | F | G | H | J | K | L | M | |
| HOUSING ASSY. (THERMOSTATIC CHOKE) | 9848 | | | | | | | | | | | | | |
| Electric # 2GB4 or 2HB4- - incl. (1) D1AZ 9871-A gasket Tag code D7UE-ZC | D50Z 9848-A *CM-2098 | | | | | | | G | H | | | | | |
| ELECTRIC # 2EB4 or 2FB4- -incl. (1) D1AZ 9871-A gasket Tag codes D7TE-ALA Tag codes D7UE-TA,YA | D5AZ 9848-A *CM-2097 | A | | C | | | | | | J | K | L | | |
| NON-ELECTRIC - #TB4 - Incl. (1) D1AZ 9871-A gasket Tag code D5UE-BA,D5PE-UA,D6PE-ATA,D6UE-NA Tag code D5UE-JA Tag code D5UE-KA Tag codes D7TE-AHA,AKA | D1AZ 9848-B *CM-1455 | | B | | D | E | F | | | | K | L | | |
| NON-ELECTRIC - #TB3-Incl. (1) D1AZ 9871-A gasket-Tag code D5UE-ZA Tag code D5UE-JD Tag code D5UE-KD,D6PE-ASA Tag codes D7TE-AMA,ANA,APA,CJA,CKA,CZA Tag codes D7UE-ABA,ACA,AEA,ANA,APA,ARB, D8PE-AYA,DDA | D1AZ 9848-A *CM-1454 | | B | | | E | F | | | | K | L | | |
| NON-ELECTRIC- #TB5-Incl. (1) D1AZ 9871-A gasket- Tag code D7TE-ARA | D1AZ 9848-C *CM-1456 | | | | | | | | | | K | L | | |
| ELECTRIC # 2-400E-Incl. (1) D1AZ 9871-A gasket | D7AZ 9848-C *CM-2506 | | | | | | | | | | | | M | |
| BUSHING (CHOKE THERMOSTAT LEVER) | D5DZ 9851-A *CM-2096 | A | B | C | D | E | F | G | H | J | K | L | M | |
| GASKET (THERMOSTATIC CHOKE CONTROL) | B8A 9853-A *CG-93 | A | B | C | D | E | F | G | H | J | K | L | M | |
| SOLENOID ASSY. THROTTLE EMISSION CONTROL) - also refer to group 9S520 or 9S553 | 9D856 | | | | | | | | | | | | | |
| Tag codes D7TE-AMA,APA Tag code D7UE-APA, D8PE-AYA | D2AZ 9D856-E D7DZ 9D856-A *CS-4 | | | | †C | | | | | †H | | K | L | |
| Tag code D7TE-CKA Tag code D7UE-ARB | D7TZ 9D856-A *CS-24 | | | | | | | | | | K | L | | |
| Nut (solenoid-throttle emission)-hex. 7/16"-20 | 45219-S2(M-173) | | | | †C | | | | | †H | J | K | L | |

1973/79
TRUCK SERIES 100/500 8 CYL. 5.8L (351 C.I.D.),6.6L (400 C.I.D.)

| DESCRIPTION/RESTRICTIONS | PART NUMBER | CARB. PARTS LISTS 37A THRU 37M | | | | | | | | | | | | |
|---|--------------------------|--------------------------------|---|---|---|---|---|---|---|---|---|---|---|---|
| | | A | B | C | D | E | F | G | H | J | K | L | M | |
| SHIELD (CHOKE THERMOSTAT) | 9861 | | | | | | | | | | | | | |
| Tag codes D7TE-ALA Tag codes D7UE-ABA,ADA,AEA, D8PE-DDA | D5AZ 9861-A | A | | C | | | | G | | J | K | | | M |
| Tag codes D7TE-AHA,AKA,AMA,ANA,APA,ARA,CJA,CKA Tag codes D7UE-TA,YA,ZA,ACA,ANA | C9ZZ 9861-A | | B | | D | E | F | | | | K | L | | |
| | D5ZZ 9861-A | | | | | | | | H | J | | | | |
| Screw (choke housing shield)-hex. head- No. 8-32 x 9/16" | 376262-S2(UU-52-AJ) | A | 2 | C | 2 | 2 | 2 | G | H | J | K | 2 | | M |
| GASKET (THERMOSTATIC CHOKE HOUSING) | D1AZ 9871-A *CG-317 | A | B | C | D | E | F | G | H | J | K | L | M | |
| COVER (ECONOMIZER VALVE) | C8AZ 9930-A *CM-728 | A | B | C | D | E | F | G | H | J | K | L | M | |
| Screw and washer (cover to carb.)-fill. head- drilled No. 8-32 x 5/8" | 357136-S(BB-56) | 4 | 4 | 4 | 4 | 4 | 4 | 4 | 4 | 4 | 4 | 4 | 4 | |
| SHAFT and LEVER ASSY. (AIR BY-PASS) | D7AZ 9A945-A *CM-2595 | | | | | | | | | | | | | M |
| COMPENSATOR ASSY. (ALTITUDE) | D7AZ 9A950-A *CM-2507 | | | | | | | | | | | | | M |
| Screw (compensator) no. 8-32 x 3/4" fillister head | 43395-S8(U-75) | | | | | | | | | | | | | 4 |
| GASKET (COMPENSATOR) | D7AZ 9A953-A *CG-491 | | | | | | | | | | | | | M |
| CAM (AIR BLEED METERING NEEDLE ROD) Tag codes D7TE-AMA,APA,CJA,CZA | D5AZ 9A965-A *CM-2106 | A | B | C | D | E | F | G | H | J | K | L | M | |
| PLATE (AIR BY-PASS VALVE) | D7AZ 9A972-A *CM-2597 | | | | | | | | | | | | | M |
| Screw (plate) No. 4-40 x 1/4" hex head | 57000-S2(B-328) | | | | | | | | | | | | | 2 |
| ROD (AIR BY-PASS PLATE) | D7AZ 9A973-A *CM-2596 | | | | | | | | | | | | | M |
| Retainer (rod) 3/16" "C" type | 97401-S2(Q-X-4) | | | | | | | | | | | | | M |

NOTICE: When the parts list suffix is shown in the quantity required column, the quantity is one (1).

8 CYL. 5.8L (351 C.I.D.),6.6L (400 C.I.D.) TRUCK SERIES 100/500

| DESCRIPTION/RESTRICTIONS | PART NUMBER | CARB. PARTS LISTS 37N THRU 37Z | | | | | | | | | | | | |
|--|----------------------------|--------------------------------|---|---|---|---|---|---|---|---|---|---|---|--|
| | | N | P | Q | R | S | T | U | V | W | X | Y | Z | |
| GASKET SET—refer to carburetor identification chart— Section 95 | 9502 | | | | | | | | | | | | | |
| TUNE UP KIT—refer to carburetor identification chart— Section 95 | 9A586 | | | | | | | | | | | | | |
| Screw and washer (horn and plugs to main body)—No. 10-32 x 5/8" | 43256-S8 (UU-F) | 6 | 6 | 6 | 6 | 6 | 6 | 6 | 6 | 6 | 6 | 6 | 6 | |
| Fitting—5/16" hose x 1/8" pipe | 376148-S8 (II-191-K) | N | P | | | | | | | | | | | |
| SPRING (TRANS. KICKDOWN CONTROL LEVER RETRACTING)—Tag code D9TE-DNA | D1AZ 7B146-A | N | P | Q | R | S | T | | | | W | X | Y | |
| Screw (to adjust trans. kickdown)—hex. head— No. 10-32 x 1"—Tag code D9TE-DNA | 379622-S8 (UU-52-M) | N | P | Q | R | S | T | U | | | W | X | Y | |
| LIMITER (IDLE ADJUSTING NEEDLE) | D6PZ 9J500-A *CM-747-B | 2 | 2 | 2 | 2 | 2 | 2 | 2 | 2 | 2 | 2 | 2 | 2 | |
| SEAL (FAST IDLE ROD) | C7AZ 9B501-A | N | P | Q | R | S | T | U | V | W | X | Y | Z | |
| WEIGHT (PUMP DISCHARGE BALL) | C9AZ 9B511-A *CM-1126 | N | P | Q | R | S | T | U | V | W | X | Y | Z | |
| Ball (accel. pump inlet passage)—steel—3/16" | 371350-S (AA-4) | N | P | Q | R | S | T | U | V | W | X | Y | | |
| CONTROL ASSY. (VACUUM BREAK) | 9S514 | | | | | | | | | | | | | |
| Tag codes D8TE-BJA,BLA,D8UE-SA,D8PE-CRA Tag code D9UE-KA Tag code D9UE-JA Tag code D9TE-DNA Tag code D9TE-DPA Tag code D9UE-HA | D8UZ 9S514-A *CK-1996-A | N | | | R | | T | U | | W | X | Y | Z | |
| Tag code D8TE-CRA,CTA,D8PE-APA Tag code D9UE-DB Tag code D9UE-PA | D8AZ 9S514-C *CK-2062 | | | | R | | T | | V | | | Y | | |
| Tag code D9UE-EB Tag codes D9TE-BJB,BNB Tag codes D9TE-ALB,AMB,CPA,DVA Tag codes D8PE-CUA, D8TE-ARA,DA,LA,DBA Tag codes D9TE-BPB,BRB,DFB,DGB | D8AZ 9S514-D *CK-2057 | | P | Q | | S | | U | | W | X | | | |
| Ring (control)—1/8"—retaining | D8AZ 9S514-F *CK-1986-A | | | | | | | | | | X | | | |
| Screw (control)—No. 8-18 x 1/2" pan head | 377918-S8B(XX-14-F) | N | P | Q | R | S | | | | | | | Z | |
| ROD (FLOAT BOWL VENT) | 380934-S101 (UU-67-F) | 2 | 2 | 2 | 2 | 2 | 2 | 2 | 2 | 2 | 2 | 2 | 2 | |
| ROD (FLOAT BOWL VENT) | D5AZ 9A515-B *CM-2281 | | P | Q | R | | | | | V | W | X | Y | |
| BRACKET (FLOAT BOWL VENT) | D5AZ 9E520-A | N | P | Q | R | S | T | U | V | W | X | | | |
| DASHPOT & SOLENOID ASSY. | 9S520 | | | | | | | | | | | | | |
| Tag code D7TZ-BZA | D5UZ 9S520-A *CD-24 | | P | | | | | | | | | | | |
| Tag code D7TZ-BZB | D7UZ 9S520-A *CD-29 | | P | | | | | | | | | | | |
| Tag codes D8UE-HA,MA,MB,D8PE-AVA Tag codes D8UE-DA,KA,D8PE-CNA,CPA Tag code D8TE-CTA,DA,DBA,D8PE-CTA Tag code D9UE-DB Tag code D9UE-EB | D7TZ 9S520-A *CD-25 | | | Q | R | | T | U | | V | | | | |
| Tag code D9UE-PA | | | | | | | | | | | | Y | | |
| Tag codes D9TE-ALB,BRB,CPA,DGB | D9SZ 9S520-A *CD-40 | | | | | | | | | | X | | | |
| Screw (dashpot & solenoid)—No. 10-32 x 1/2" | 50810-S8 (U-158) | N | P | Q | R | | T | | | | | | | |

1973/79
TRUCK SERIES 100/500 8 CYL. 5.8L (351 C.I.D.),6.6L (400 C.I.D.)

| DESCRIPTION/RESTRICTIONS | PART NUMBER | CARB. PARTS LISTS 37N THRU 37Z | | | | | | | | | | | | |
|--|---------------------------|--------------------------------|---|---|---|---|---|---|---|---|---|---|---|---|
| | | N | P | Q | R | S | T | U | V | W | X | Y | Z | |
| SUPPORT ASSY. (BOOSTER VENTURI) | | 9A523 | | | | | | | | | | | | |
| | D7TZ 9A523-AK *CM-2859 | | P | | | | | | | | | | | |
| Tag codes D7TE-CVA,DAA,D8PE-ATA | D7UZ 9A523-B *CM-2512 | N | | | | | | U | | | | | | |
| Tag codes D7TE-DBA,D8PE-CVA | D7TZ 9A523-AM *CM-2858 | N | | | | | | | | | | | | |
| Tag codes D8UE-DA,KA,D8PE-CNA,CPA | D8UZ 9A523-A *CM-2868 | | | Q | | | | | | | | | | |
| Tag code D8UE-GA,D8PE-CMA | D8UZ 9A523-C *CM-2897 | | | Q | | | | | | | | | | |
| Tag code D8UE HA,MA,MB,D8PE-AVA | D8UZ 9A523-B *CM-2896 | | | Q | | | | | | | | | | |
| Tag code D8PE-CUA, D8TE-ARA | D8TZ 9A523-E *CM-2870 | | | | R | | | | | | | | | |
| Tag code D8TE-BJA | D7UZ 9A523-B *CM-2512 | | | | R | | | U | | | | | | |
| Tag code D9UE-KA | D7TZ 9A523-AD *CA-2572 | | | Q | R | | | | | | | | Y | |
| Tag code D8TE-BLA,D8PE-CRA | | | | | | | | | | | | | | |
| Tag code D8UE-SA,D8PE-CLA | | | | | | | | | | | | | | |
| Tag code D9UE-HA | | | | | | | | | | | | | | |
| Tag code D9UE-JA | D7TZ 9A523-A *CM-2490 | | | | | | T | | | | | | | |
| Tag code D9UE-DB | D9TZ 9A523-D *CM-3152 | | | | | | T | | V | | | | Y | |
| Tag code D9UE-PA | | | | | | | | | | | | | | |
| Tag code D9UE-EB | D9UZ 9A523-A *CM-3153 | | | | | | | U | | | | | | |
| Tag code D8PE-CTA, D8TE-DA,CTA,DBA | D8TZ 9A523-D *CM-2869 | | | | R | | | | | | | | | |
| Tag code D8TE-CRA,D8PE-APA | D7TZ 9A523-AB *CM-2724 | | | | R | | | | | | | | | |
| | D7TZ 9A523-AC *CM-2513 | | | | | S | | | | | | | | |
| Tag code D9TE-BJB | D9TZ 9A523-E *CM-3254 | | | | | | | | | W | | | | |
| Tag code D9TE-BNB | D9TZ 9A523-K *CM-3255 | | | | | | | | | W | | | | |
| Tag codes D9TE-ALB,AMB,BPB,BRB,DFB,DGB | D9TZ 9A523-B *CM-3237 | | | | | | | | | | X | | | |
| Tag code D9TE-DNA | D9TZ 9A523-T *CM-3307 | | | | | | | | | W | | X | | Z |
| Tag code D9TE-DPA | | | | | | | | | | | | | | |
| Tag codes D9TE-CPA,DVA | D9TZ 9A523-R *CM-3306 | | | | | | | | | | X | | | |
| ROD (CHOKE PULLDOWN) | | 9E524 | | | | | | | | | | | | |
| | D5AZ 9E524-A *CM-2082 | N | | Q | R | | | | | | | | | Z |
| Tag codes D8UE-DA,SA,D8PE-CLA,CNA | | | | | | | | | | | | | | |
| Tag code D8TE-BJA | | | | | | | | | | | | | | |
| Tag code D9UE-JA | | | | | | | | | | | | | | |
| Tag code D9UE-KA | | | | | | | | | | | | | | |
| Tag code D9TE-DNA | | | | | | | | | | | | | | |
| Tag codes D9TE-BPB,BRP,DFB,DGB,DPA | | | | | | | | | | | | | | |
| Tag code D9UE-HA | | | | | | | | | | | | | Y | |

NOTICE: When the parts list suffix is shown in the quantity required column, the quantity is one (1).

8 CYL. 5.8L (351 C.I.D.),6.6L (400 C.I.D.) TRUCK SERIES 100/500

| DESCRIPTION/RESTRICTIONS | PART NUMBER | CARB. PARTS LISTS 37N THRU 37Z | | | | | | | | | | | | | | | | | |
|--|--------------------------|--------------------------------|---|---|---|---|---|---|---|---|---|---|---|---|---|---|---|---|---|
| | | N | P | Q | R | S | T | U | V | W | X | Y | Z | | | | | | |
| ROD (CHOKE PULLDOWN) 9E524 — Cont'd | | | | | | | | | | | | | | | | | | | |
| Tag code D9UE-DB Tag code D9UE-EB Tag code D9UE-GA Tag codes D9TE-BJB,BNB Tag codes D9TE-ALB,AMB,CPA,DVA Tag code D9UE-PA | D8AZ 9E524-A *CM-2873 | | | | | | T | | U | | V | | W | | X | | Y | | Z |
| Tag codes D8UE-GA,HA,KA,MA,MB,D8PE-AVA,CMA,CPA Tag code D8TE-ARA,BLA,CTA,CRA,DA,DBA,LA, D8PE-APA,CRA,CTA,CUA | D7AZ 9E524-B *CA-2503 | | P | | Q | | R | S | | | | | | | | | | | |
| Ring (rod)1/8" retaining | 377918-S8B(UU-67-F) | 2 | 2 | 2 | 2 | 2 | | | | | | | W | X | | | | | Z |
| SCREEN (FUEL FILTER) | C4AZ 9F525-A | N | P | Q | R | S | T | U | V | W | X | Y | Z | | | | | | |
| COVER ASSY. (ACCELERATOR PUMP) 9528 | | | | | | | | | | | | | | | | | | | |
| Tag code D9UE-JA Tag code D9UE-KA | D5AZ 9528-A *CM-2170 | N | P | Q | R | S | | T | | U | | | W | X | | | | | Z |
| Tag code D9UE-DB Tag code D9UE-EB | D7TZ 9528-A *CM-2726 | | | | | | | T | | U | | | | | | | | | Y |
| Screw (cover assy.)-No. 8-32 x 9/16"-hex head | 376262-S (UU-42-AJ) | 4 | 4 | 4 | 4 | 4 | 4 | 4 | 4 | 4 | 4 | 4 | 4 | 4 | 4 | 4 | 4 | 4 | 4 |
| ROD (FAST IDLE CAM) | C3AZ 9D530-A | N | P | Q | R | S | T | U | V | W | X | Y | Z | | | | | | |
| COMPENSATOR ASSY. (HOT IDLE) | D8AZ 9B532-A *CM-2952 | | | | | | | | | V | | | | | | | | | |
| Tag codes D9TE-ALB,AMB,BPB,BRB,CPA,DFB,DGB, DVA | D8AZ 9B532-C *CM-2876 | | | | | | | | | | | | | | X | | | | |
| JET (MAIN METERING) 9533 | | | | | | | | | | | | | | | | | | | |
| No. 56F | C3GY 9533-D *CJ-147 | | 2 | | | | | | | | | | | | | | | | |
| No. 57F | C30Z 9533-A *CJ-129 | 2 | | | | | | | | | | | | | | | | | |
| No. 59F-Tag codes D8UE-DA,KA,SA,D8PE-CLA,CNA,CPA Tag code D9UE-DB,JA Tag code D9UE-EB,KA Tag code D9UE-GA | C30Z 9533-B *CJ-130 | | | 2 | | | | 2 | | 2 | | | 2 | | | | | 2 | |
| No. 52F-Tag code D8PE-CUA, D8TE-ARA | C3UZ 9533-A *CJ-133 | | | | 2 | | | | | | | | | | | | | | |
| No. 57F-Tag codes D8TE-BJA,BLA,D8PE-CRA | C30Z 9533-A *CJ-129 | | | | 2 | | | | | | | | | | | | | | |
| No. 56F-Tag codes D8TE-CRA,CTA,DA,DBA,LA, D8PE-APA,CTA | C3GY 9533-D *CJ-147 | | | | 2 | | | | | | | | | | | | | | |
| No. 58F | C3GY 9533-A *CJ-144 | | | | | 2 | | | | | | | | | | | | | |
| No. 61F-Tag code D8UE-GA,D8PE-CMA | C3TZ 9533-C *CJ-138 | | | 2 | | | | | | | | | | | | | | | |
| No. 62F-Tag code D8UE-MA,MB,D8PE-AVA | C3AZ 9533-A *CJ-134 | | | 2 | | | | | | | | | | | | | | | |
| No. 63F-Tag code D8UE-HA | C3AZ 9533-B *CJ-135 | | | 2 | | | | | | | | | | | | | | | |
| No. 54F-Tag code D9TE-BNB,DNA Tag code D9TE-ALB,AMB,CPA,DPA,DVA | C3GY 9533-C *CJ-146 | | | | | | | | | | 2 | | | | | | | 2 | |
| No. 53F-Tag codes D9TE-BJB Tag codes D9TE-BPB,BRB,DFB,DGB | C3DZ 9533-A *CJ-128 | | | | | | | | | | 2 | | | | | | | 2 | |
| # No. 55F | C3UZ 9533-B *CJ-140 | | | | | | | | | | | | | | | | | | 2 |

1973/79
TRUCK SERIES 100/500 8 CYL. 5.8L (351 C.I.D.), 66L (400 C.I.D.)

| DESCRIPTION/RESTRICTIONS | PART NUMBER | CARB. PARTS LISTS 37N THRU 37Z | | | | | | | | | | | | |
|---|---------------------|--------------------------------|---|---|---|---|---|---|---|---|---|---|---|--|
| | | N | P | Q | R | S | T | U | V | W | X | Y | Z | |
| GASKET (BOOSTER VENTURI SUPPORT) | B8AZ 9A536-A | N | P | Q | R | S | T | U | V | W | X | Y | Z | |
| LEVER (FAST IDLE ADJUSTING) | 9538 | | | | | | | | | | | | | |
| | D2AZ 9538-A | N | P | Q | R | S | T | U | V | W | X | Y | Z | |
| | *CM-1509 | | | | | | | | | | | | | |
| Nut (lever to throttle shaft)-hex. head-No. 10-32 | 34079-S7(M-163) | N | P | Q | R | S | T | U | V | W | X | Y | Z | |
| Lockwasher-No. 10 | 34903-S8(X-96) | N | P | Q | R | S | T | U | V | W | X | Y | Z | |
| NEEDLE (IDLE ADJUSTING) | C9AZ 9541-A | 2 | 2 | 2 | 2 | 2 | 2 | 2 | 2 | 2 | 2 | 2 | 2 | |
| | *CM-955 | | | | | | | | | | | | | |
| ROD (ACCELERATOR PUMP LINK TO OVERTRAVEL LEVER) | 9B542 | | | | | | | | | | | | | |
| | D5AZ 9B542-A | N | P | Q | R | S | T | U | V | W | X | Y | Z | |
| Tag codes D8UE-DA,KA,SA,D8PE-CLA,CNA,CPA | *CM-2088 | | | Q | | | T | | | W | | | | |
| Tag code D9UE-JA | | | | | | | | | | | X | | | |
| Tag codes D9TE-BJB,BNB | | | | | | | | | | | | | | |
| Tag codes D9TE-ALB,AMB,BPB,BRB,CPA,DFB,DGB,DVA | | | | | | | | | | | | | | |
| Tag codes D8UE-GA,HA,MA,MB,D8PE-AVA,CMA | D7TZ 9B542-A | | | Q | | | T | | | | | | Z | |
| Tag code D9UE-DB | *CM-2725 | | | | | | | | V | W | | | | |
| Tag code D9TE-DNA | | | | | | | | | | | X | | | |
| Tag code D9TE-DPA | | | | | | | | | | | | Y | | |
| Tag code D9UE-PA | | | | | | | | | | | | | | |
| Tag code D9UE-HA | | | | | | | | | | | | Y | | |
| | D7AZ 9B542-C | | | | | | | | | | | | | |
| | *CM-2543 | | | | | | | | | | | | | |
| PLATE (CHOKE) | D0AZ 9545-A | N | P | Q | R | S | T | U | V | W | X | Y | Z | |
| | *CM-1061 | | | | | | | | | | | | | |
| Screw (choke plate)-hex. head-No. 6-32 x 5/16" | 375016-S2(UU-52-AK) | 2 | 2 | 2 | 2 | 2 | 2 | 2 | 2 | 2 | 2 | 2 | 2 | |
| SHAFT and LEVER ASSY. (CHOKE) | D7AZ 9546-A | | | | | S | | | | | | | | |
| | *CM-2594 | | | | | | | | | | | | | |
| SHAFT (CHOKE PLATE) | D5AZ 9547-A | N | P | Q | R | | T | U | V | W | X | Y | Z | |
| | *CM-2089 | | | | | | | | | | | | | |
| DASHPOT ASSY.-Tag codes D8PE-CUA, D8TE-ARA,DA | C8AZ 9B549-A | | | | R | | | | | W | | | | |
| Tag codes D9TE-BJB,BNB | *CD-15 | | | | | | | | | | X | | | |
| Tag codes D9TE-AMB,BPB,DFB,DVA | | | | | | | | | | | | | | |
| Nut (Dashpot)-5/16"-24 | 33923-S7(M-32) | | | | R | S | | | | | | | | |
| FLOAT ASSY. | D4AZ 9550-A | N | P | Q | R | S | T | U | V | W | X | Y | Z | |
| | *CM-1062-A | | | | | | | | | | | | | |
| BRACKET (DASHPOT MOUNTING) | D0AZ 9B550-A | | | | R | | | | | W | | Y | | |
| Tag codes D8PE-CUA, D8TE-ARA,DA | *CM-1113 | | | | | | | | | | X | | | |
| Tag codes D9TE-BJB,BNB | | | | | | | | | | | | | | |
| Tag codes D9TE-AMB,BPB,DFB,DVA | | | | | | | | | | | | | | |

NOTICE: When the parts list suffix is shown in the quantity required column, the quantity is one (1).

8 CYL. 5.8L (351 C.I.D.),6.6L (400 C.I.D.) TRUCK SERIES 100/500

| DESCRIPTION/RESTRICTIONS | PART NUMBER | CARB. PARTS LISTS 37N THRU 37Z | | | | | | | | | | | | |
|---|--|--------------------------------|---|---|---|---|---|---|---|---|---|---|---|--|
| | | N | P | Q | R | S | T | U | V | W | X | Y | Z | |
| LEVER (CHOKE SHAFT) | D4AZ 9551-A *CM-1091-A | N | P | Q | R | S | | | | | | | Z | |
| Screw (lever-choke shaft)-pan head- No. 6-32 x 3/8" | 50802-S7(U-150) | N | P | Q | R | S | | | | | | | Z | |
| POSITIONER ASSY. THROTTLE-Tag code D8TE-BLA | D5TZ 9S553-C *CM-2205 | | | | R | | | | | | | | Z | |
| BRACKET (THROTTLE POSITIONER) | D5TZ 9S555-A D7TZ 9S555-A | | | | R | | | | | | | | Z | |
| SHAFT (FLOAT LEVER) | B8A 9558-A *CM-183 | N | P | Q | R | S | T | U | V | W | X | Y | Z | |
| DIAPHRAGM ASSY. (ACCELERATOR PUMP) | D5AZ 9B559-A *CM-2092 | N | P | Q | R | S | T | U | V | W | X | Y | | |
| SPRING (FLOAT BOWL VENT) | D5AZ 9560-A *CM-2084 | N | P | Q | R | S | | | V | W | X | Y | | |
| GASKET (FLOAT BOWL) | 9561 | | | | | | | | | | | | | |
| | D7AZ 9561-A *CG-498 | | P | | | | | | | | | | | |
| | D9TZ 9561-B *CG-506-A | N | | Q | R | S | T | U | V | W | X | Y | Z | |
| GASKET (ECONOMIZER COVER) Tag code D9UE-DB Tag code D9TE-BNB | B7A 9563-A *CG-234 | N | P | Q | R | S | T | U | V | | X | Y | Z | |
| VALVE KIT (FUEL INLET)-consists of (1) D2AF 9566-AA needle, (1) D4AE 9567-AA seat, (1) D2AZ 9599-A Ret., & (1) D8AE 9B546-AB Ret. | D8AZ 9564-A *CV-99-A | N | P | Q | R | S | T | U | V | W | X | Y | Z | |
| VALVE ASSY. (FUEL ENRICHMENT) | 9A565 | | | | | | | | | | | | | |
| # Red-incl. (1) B7A 9563-A & (1) C2AZ 9A588-B gasket Tag code D7TE-CVA,DBA,D8PE-ATA,CVA Tag code D8TE-BLA,D8PE-CRA | D5TZ 9A565-B *CE-117 | N | | | | R | | | | | | | | |
| # Green-incl. (1) B7A 9563-A & (1) C2AZ 9A588-B gasket Tag code D7TE-DAA Tag code D8PE-CTA,CUA, D8TE-ARA,BJA,CTA,DA,DBA Tag code D8UE-DA,GA,HA,KA,MA,MB, D8PE-AVA,CMA,CPA Tag code D9UE-DB Tag code D9UE-GA Tag codes D9TE-BPB,BRB,DGB,DFB Tag code D9UE-PA | D50Z 9A565-A *CE-109 | N | | Q | R | | T | | V | | X | Y | | |
| # Yellow-incl. (1) B7A 9563-A & (1) C2AZ 9A588-B gasket Tag code D8TE-CRA,D8PE-APA Tag code D9TE-ALB,AMB,CPA,DVA | D5ZZ 9A565-A *CE-113 | | P | | R | S | | | | | X | | | |
| # Black-incl. (1) B7A 9563-A & (1) C2AZ 9A588-B gasket- Tag code D8UE-SA,D8PE-CLA Tag code D9UE-KA Tag code D9UE-JA Tag code D9UE-HA | D5AZ 9A565-A *CE-108 | | | Q | | | T | U | | | | Y | | |
| # Silver-incl. (1) B7A 9563-A & (1) C2AZ 9A588-B gasket- Tag code D9UE-EB Tag code D9TE-BJB,BNB | D9AZ 9A565-A *CE-131 D7AZ 9A565-A *CE-126 | | | | | | | U | | W | | | | |
| # Orange-incl. (1) B7A 9563-A gasket and (1) C2AZ 9A588-B gasket - tag code D9TE-DNA Tag code D9TE-DPA | D5UZ 9A565-A *CE-119 | | | | | | | | | W | X | | Z | |
| SPRING (PRIMARY FLOAT DAMPENER) | C3AZ 9F570-A | N | P | Q | R | S | | | | | | | Z | |
| HOUSING ASSY. (CHOKE) | 9A575 | | | | | | | | | | | | | |
| Tag code D8PE-CRA, D8TE-BJA,BLA | D7TZ 9A575-U *CC-164 | N | | | R | | | | | | | | | |
| Tag code D8PE-CTA, D8TE-CTA,DA,DBA | D7TZ 9A575-AV *CC-178 | | P | | R | | | | | | | | | |

1973/79
TRUCK SERIES 100/500 8 CYL. 5.8L (351 C.I.D.),6.6L (400 C.I.D.)

| DESCRIPTION/RESTRICTIONS | PART NUMBER | CARB. PARTS LISTS 37N THRU 37Z | | | | | | | | | | | |
|---|-------------------------|--------------------------------|---|---|---|---|---|---|---|---|---|---|---|
| | | N | P | Q | R | S | T | U | V | W | X | Y | Z |
| HOUSING ASSY. (CHOKE) 9A575 — Cont'd | | | | | | | | | | | | | |
| Tag codes D8UE-DA,HA,MA,MB,D8PE-AVA,CNA | D7TZ 9A575-A *CC-133 | | | Q | | | | | | | | | |
| Tag code D8UE-GA,D8PE-CMA | D8UZ 9A575-C *CC-196 | | | Q | | | | | | | | | |
| Tag code D8UE-KA,D8PE-CPA | D8UZ 9A575-A *CC-194 | | | Q | | | | U | | | | | |
| Tag code D8UE-SA,D8PE-CLA | D7UZ 9A575-K *CC-166 | | | Q | | | | | | | | Y | |
| Tag code D9UE-HA | | | | | | | | | | | | | |
| Tag code D8PE-CUA, D8TE-ARA | D8TZ 9A575-H *CC-188 | | | | R | | | | | | | | |
| Tag code D8TE-LA | D8TZ 9A575-A *CC-185 | | | | R | | | | | | X | | |
| Tag codes D9TE-ALB,AMB,CPA,DVA | D8TZ 9A575-G *CC-187 | | | | | S | | | | | | | |
| Tag code D9UE-JA | D7TZ 9A575-Z *CC-149 | | | | | | T | | | | | | |
| Tag code D9UE-DB | D9TZ 9A575-C *CC-206 | | | | | | T | | | V | | | |
| Tag code D9UE-PA | | | | | | | | | | | | Y | |
| Tag code D9UE-KA | D7UZ 9A575-A *CC-141 | | | | | | | U | | | | | |
| Tag codes D9TE-BJB,BNB | D9TZ 9A575-D *CC-208 | | | | | | | | | | W | | |
| Tag code D9TE-DNA | D9TZ 9A575-G *CC-211 | | | | | | | | | W | | X | |
| Tag code D9TE-DPA | | | | | | | | | | | | | Z |
| Tag codes D9TE-BPB,BRB,DFB,DGB | D9TZ 9A575-H *CC-212 | | | | | | | | | | X | | |
| Screw & washer assy. (choke housing to carb.)-No. 8-32 x 3/4" | 378547-S(BB-61-B) | 3 | 3 | 3 | 3 | 3 | 3 | 3 | 3 | 3 | 3 | 3 | 3 |
| Connector-3/8"-24 x 1/4"-tube | 386010-S8(II-28-S) | N | P | Q | R | S | T | U | V | W | X | Y | Z |
| VALVE (ACCELERATOR PUMP CHECK) | C4AZ 9576-A *CM-825 | N | P | Q | R | S | T | U | V | W | X | Y | Z |
| SCREW (PUMP DISCHARGE NOZZLE) 9577 | | | | | | | | | | | | | |
| Tag code D8PE-CTA,CUA, D8TE-ARA,CTA,DA,DBA,LA | COAZ 9577-A *CM-607 | | P | | R | | | | U | | | | |
| Tag code D9UE-EB | | | | | | | | | | | W | | |
| Tag codes D9TE-BJB,BNB | | | | | | | | | | | | X | |
| Tag codes D9TE-ALB,AMB,BPB,BRB,CPA,DFB,DGB,DVA | | | | | | | | | | | | | |
| Tag codes D8TE-BJA,BLA,D8PE-CRA | D5AZ 9577-A *CM-2091 | N | | Q | R | S | T | | V | | | Y | Z |
| Tag code D9UE-KA | | | | | | | | U | | | | | |
| Tag code D9TE-DNA | | | | | | | | | | W | | | |
| Tag code D9TE-DPA | | | | | | | | | | | X | | |
| Washer (nozzle screw)-1/4" flat | 374370-S(XX-94-A) | N | P | Q | R | S | T | U | V | W | X | Y | Z |
| SPRING (FAST IDLE ADJUSTING SCREW) | B8A 9578-B *CM-609 | N | P | Q | R | S | T | U | V | W | X | Y | Z |
| SPRING (IDLE ADJUSTING NEEDLE) (FAST IDLE SCREW) | ★ 40 9578 | 2 | 2 | 2 | 2 | 2 | 2 | 2 | 2 | 2 | 2 | 2 | 2 |
| Screw (normal idle adjusting)-special hex. head slotted-No. 10-32 x 1" | 355107-S7 (BB-536) | N | P | Q | R | S | T | U | V | W | X | Y | Z |
| LEVER and SHAFT ASSY. (THROTTLE) 9581 | | | | | | | | | | | | | |
| Tag codes D7TE-DBA,D8PE-CVA | D7TZ 9581-J *CM-2404 | N | | | | | | | | | | | |
| Tag code D8PE-CTA,CUA, D8TE-ARA,BLA,CTA,DA,DBA | | | | | R | | | | | | | | |
| Tag codes D9TE-BJB,BNB | | | | | | | | | | W | | | Z |

NOTICE: When the parts list suffix is shown in the quantity required column, the quantity is one (1).

8 CYL. 5.8L (351 C.I.D.),6.6L (400 C.I.D.) TRUCK SERIES 100/500

| DESCRIPTION/RESTRICTIONS | PART NUMBER | CARB. PARTS LISTS 37N THRU 37Z | | | | | | | | | | | | |
|---|---------------------------|--------------------------------|---|---|---|---|---|---|---|---|---|---|---|---|
| | | N | P | Q | R | S | T | U | V | W | X | Y | Z | |
| LEVER and SHAFT ASSY. (THROTTLE) 9581 — Cont'd | | | | | | | | | | | | | | |
| Tag code D7TE-CVA,DAA,D8PE-ATA Tag code D8TE-BJA,LA,D8PE-CRA Tag code D9TE-DNA | D7TZ 9581-K *CM-2405 | N | P | | R | | | | | | | W | X | |
| Tag codes D8UE-DA,KA,D8PE-CNA | D7UZ 9581-A *CM-2714 | | | Q | | | | U | | | | | | |
| Tag code D8UE-GA,HA,MA,MB,SA,D8PE-AVA,CLA,CMA,CPA | D7UZ 9581-B *CM-2715 | | | Q | | | T | | V | | | | | Y |
| PLATE (THROTTLE) Tag code D9UE-PA | D5AZ 9585-A *CM-2095 | 2 | 2 | 2 | 2 | 2 | 2 | 2 | 2 | 2 | 2 | | | 2 |
| | D7AZ 9585-A *CM-2545 | | | | | | | | | | | | | 2 |
| Screw (attaches throttle plate)No. 5-40 x 9/32" | 386022-S2(BB-908) | 4 | 4 | 4 | 4 | 4 | 4 | 4 | 4 | 4 | 4 | 4 | 4 | 4 |
| BRACKET (THROTTLE EMISSION CONTROL-SOLENOID) 9J586 | | | | | | | | | | | | | | |
| Tag code D7TE-CVA,D8PE-ATA | D7AZ 9J586-A | N | | | | | | | | | | | | |
| Tag code D7TE-DDA Tag code D8TE-BJA Tag code D8UE-SA,D8PE-CLA Tag code D9TE-DNA Tag codes D9TE-ALB,BHB,BRB,CPA,DGB,DPA | D7TZ 9J586-A | N | | | Q | R | | | | | | W | X | |
| Tag code D7TE-DBA,D8PE-CVA Tag code D8UE-GA,D8PE-CMA Tag code D9UE-JA Tag code D9UE-HA | D7AZ 9J586-B | N | | Q | | | | T | | | | | | Y |
| Screw & lockwasher (Bracket)-No. 10-32 x 1/2" | 50810-S8(U-158) | N | | Q | | | | T | | | | | | Y |
| Tag code D9UE-JA Tag code D9UE-HA | | | | | | | | | | | | | | Y |
| GASKET (ECONOMIZER VALVE) Tag code D9UE-JA Tag code D9TE-BJB,DNA | C2AZ 9A588-B *CM-533 | N | P | Q | R | S | | T | U | | | W | | Z |
| CAM ASSY. (FAST IDLE) | D5AZ 9597-A *CM-2105 | N | P | Q | R | S | T | U | V | W | X | Y | Z | |
| Screw (fast idle cam)hex hd.-No. 6-32 x 11/16 | 372307-S(BB-527) | N | P | Q | R | S | T | U | V | W | X | Y | | |
| Retainer (fast idle cam)-"C" washer | 351825-S (XX-9) | 2 | 2 | 2 | 2 | 2 | | | | W | X | | Z | |
| RETAINER (FLOAT LEVER SHAFT) | D2AZ 9599-A *CM-1469 | N | P | Q | R | S | T | U | V | W | X | Y | Z | |
| ROD (CHOKE CONTROL) | D0AZ 9A599-B *CM-1066 | N | P | Q | R | S | T | U | V | W | X | Y | Z | |
| Ring (rod to shaft) | 377918-S8B(XX-14-F) | N | P | Q | R | S | T | U | V | W | X | Y | | |
| SPRING (ACCELERATOR PUMP LEVER RETURN) | D4AZ 9636-A *CM-1527-A | N | P | Q | R | S | T | U | V | W | X | Y | | |
| SHAFT and LEVER ASSY. (CHOKE HOUSING) | D7PZ 9A753-A *CM-2592 | N | P | Q | R | S | | | | | | | | |
| Retainer (choke housing shaft assy.)"C" washer | 353862-S8(XX-10) | N | P | Q | R | S | T | U | V | W | X | Y | | |
| Screw (adjust fast idle cam)No. 6-32 x 3/4" hex head | 372307-S(BB-527) | N | P | Q | R | S | T | U | | | | | | |
| LEVER (CHOKE THERMOSTAT) 9A754 | | | | | | | | | | | | | | |
| Tag codes D8PE-CRA,CUA, D8TE-ARA,BJA,BLA Tag codes D9TE-BNB,DNA Tag code D9TE-BHB,DPA | D1AZ 9A754-C | N | | | R | | | | | | | W | X | Z |
| Tag codes D8PE-APA,CTA, D8TE-CRA,CTA,DA,DBA,LA Tag code D9UE-DB Tag code D9UE-EB Tag code D9UE-GA Tag code D9TE-BJB Tag codes D9TE-ALB,AMB,BPB,BRB,CPA,DFB,DGB,DVA | D3AZ 9A754-D | | P | Q | R | S | | T | | U | | V | W | Y |

1973/79
TRUCK SERIES 100/500

| DESCRIPTION/RESTRICTIONS | PART NUMBER | CARB. PARTS LISTS 37N THRU 37Z | | | | | | | | | | | | |
|--|-------------------------|--------------------------------|---|---|---|---|---|---|---|---|---|---|---|--|
| | | N | P | Q | R | S | T | U | V | W | X | Y | Z | |
| LEVER (CHOKE THERMOSTAT) 9A754 — Cont'd | | | | | | | | | | | | | | |
| Screw (lever-choke thermostat)-pan head- No. 6-32 x 3/8" | 50802-S(U-150) | N | P | Q | R | S | T | U | V | W | X | Y | Z | |
| CLIP (ACCELERATOR PUMP LINK ROD) | D2AZ 9825-A *CM-1695 | N | P | Q | R | S | T | U | V | W | X | Y | Z | |
| CLAMP (THERMOSTATIC CHOKE HOUSING) | D3AZ 9842-A *CM-1742 | N | P | Q | R | S | T | U | V | W | X | Y | Z | |
| Screw (choke housing)-No. 8-32 x 1/2" | 31061-S8(U-50) | 3 | 3 | 3 | 3 | 3 | 3 | 3 | 3 | 3 | 3 | 3 | 3 | |
| SHIELD (FUEL INLET SEAT) | D4AZ 9E845-A | N | P | Q | R | S | T | U | V | W | X | Y | Z | |
| HOUSING ASSY. (THERMOSTATIC CHOKE) 9848 | | | | | | | | | | | | | | |
| ELECTRIC # 2-65MF-incl. (1)D1AZ 9871-A gasket Tag code D8PE-APA, D8TE-CRA,CTA,LA Tag code D9TE-BNB Tag codes D9TE-ALB,AMB,CPA,DVA | D7TZ 9848-A *CM-2860 | | P | | R | | | | | W | | X | | |
| ELECTRIC # 2EB4 or 2BF4-incl. (1) D1AZ 9871-A gasket Tag codes D8PE-CNA,CPA, D8UE-DA,KA Tag code D9UE-EB Tag codes D9TE-BPB,BRB | D5AZ 9848-A *CM-2097 | | | Q | | | | U | | | | X | | |
| ELECTRIC # FOE-incl. D1AZ 9871-A gasket- Tag code D8PE-CMA, D8UE-GA | D7AZ 9848-H *CM-2641 | | | Q | | | | | | | | | | |
| ELECTRIC # 2-300D-incl. (1) D1AZ 9871-A gasket- Tag code D8UE-HA | D8AZ 9848-E *CM-2898 | | | Q | | | | | | | | | | |
| ELECTRIC # 2GB4 or 2HB4-incl. (1) D1AZ 9871-A gasket- Tag code D8UE-MA | D50Z 9848-A *CM-2098 | | | Q | | | | | | | | | | |
| ELECTRIC # 2120-ME - incl. (1) DIAZ -9871-A gasket Tag code D8UE-MB,D8PE-AVA | D8UZ 9848-A *CM-3042 | | | Q | | | | | | | | | | |
| ELECTRIC # 2LB4-incl. (1) D1AZ 9871-A gasket Tag code D8PE-CTA, D8TE-DA,DBA Tag code D9TE-BJB Tag codes D9TE-DFB,DGB | D5AZ 9848-C *CM-2374 | | | | R | | | | | W | | X | | |
| ELECTRIC # 2-650D-incl. (1) D1AZ 9871-A gasket | D7AZ 9848-A *CM-2593 | | | | | S | | | | | | | | |
| NON-ELECTRIC # TB4-incl. (1) D1AZ 9871-A gasket Tag code D8PE-CUA, D8TE-ARA | D1AZ 9848-B *CM-1455 | | | | R | | | | | | | | | |
| NON-ELECTRIC # TB3-incl. (1) D1AZ 9871-A gasket Tag code D8PE-CRA, D8TE-BJA,BLA Tag code D8PE-CLA, D8UE-SA Tag code D9UE-JA Tag code D9UE-KA Tag code D9TE-DNA Tag code D9TE-DPA Tag code D9UE-HA Tag code D9UE-DB | D1AZ 9848-A *CM-1454 | N | | Q | R | | T | U | | W | | X | Y | |
| Tag code D9UE-PA | D9UZ 9848-A *CM-3154 | | | | | | T | | V | | | | Y | |
| BUSHING (CHOKE THERMOSTAT LEVER) | D5DZ 9851-A *CM-2096 | N | P | Q | R | S | T | U | V | W | X | Y | Z | |
| GASKET (THERMOSTATIC CHOKE CONTROL) | B8A 9853-A *CG-93 | N | P | Q | R | S | T | U | V | W | X | Y | Z | |
| SOLENOID ASSY. THROTTLE EMISSION CONTROL)-also refer to group 9S520 9D856 | | | | | | | | | | | | | | |
| Tag code D7TE-CVA,DBA,D8PE-ATA,CVA Tag code D8UE-GA,D8PE-CMA Tag code D9UE-JA | D7DZ 9D856-A *CS-4 | N | | Q | | | | T | | | | | | |
| Tag code D7TE-DAA Tag code D8TE-BJA Tag code D8UE-SA,D8PE-CLA Tag code D9TE-DNA Tag code D9TE-DPA Tag code D9UE-HA | D7TZ 9D856-A *CS-24 | N | | Q | R | | | | | W | | X | Y | |
| Nut (solenoid-throttle emission)-hex. 7/16"-20 | 45219-S2 (M-173) | N | | Q | R | | T | | | | | | | |

NOTICE: When the parts list suffix is shown in the quantity required column, the quantity is one (1).

8 cyl. 5.8L (351 C.I.D.),6.6L (400 C.I.D.) TRUCK SERIES 100/500

| DESCRIPTION/RESTRICTIONS | PART NUMBER | CARB. PARTS LISTS 37N THRU 37Z | | | | | | | | | | | | | | | | |
|---|---|--------------------------------|---|---|---|---|---|---|---|---|---|---|---|---|---|---|---|---|
| | | N | P | Q | R | S | T | U | V | W | X | Y | Z | | | | | |
| SHIELD (CHOKE THERMOSTAT) 9861 | | | | | | | | | | | | | | | | | | |
| Tag code D9UE-DB,JA Tag code D9UE-EB,KA Tag codes D9TE-BJB,BNB Tag codes D9TE-ALB,AMB,BPB,BRB,CPA,DFB,DGB,DVA | D5AZ 9861-A | | | | | | | | | | | | | | | | | |
| Tag code D9TE-DNA Tag code D9TE-DPA | C9ZZ 9861-A | | | | | | | | | | | | | | | | | |
| Screw (choke housing shield)-hex. head- No. 8-32 x 9/16" | 376262-S2(UU-52-AJ) | | | | | | | | | | | | | | | | | |
| GASKET (THERMOSTATIC CHOKE HOUSING) | D1AZ 9871-A *CG-317 | | | | | | | | | | | | | | | | | |
| COVER (ECONOMIZER VALVE) Tag code D9UE-KA Tag code D9UE-EB | C8AZ 9930-A *CM-728 D7AZ 9930-A *CM-2864 | | | | | | | | | | | | | | | | | |
| Screw and washer (cover to carb.)-fill. head- drilled No. 8-32 x 5/8" | 357136-S (BB-56) | 4 | 4 | 4 | 4 | 4 | 4 | 4 | 4 | 4 | 4 | 4 | 4 | 4 | 4 | 4 | 4 | 4 |
| SHAFT and LEVER ASSY. (AIR BY-PASS) | D7AZ 9A945-A *CM-2595 | | | | | | | | | | | | | | | | | |
| COMPENSATOR ASSY. (ALTITUDE) Tag codes D9TE-CPA,DVA Screw (compensator) no. 8-32 x 3/4" fillister head | D7AZ 9A950-A *CM-2507 43395-S8(U-75) | | | | | | | | | | | | | | | | | |
| GASKET (COMPENSATOR) Tag codes D9TE-CPA,DVA | D7AZ 9A953-A *CG-491 | | | | | | | | | | | | | | | | | |
| CAM (AIR BLEED METERING NEEDLE ROD) 9A965 | | | | | | | | | | | | | | | | | | |
| Tag code D8UE-DA,KA,SA,D8PE-CLA,CNA,CPA Tag code D8TE-BJA,BLA,D8PE-CRA Tag code D9UE-JA Tag code D9TE-DNA Tag code D9TE-DPA Tag code D9UE-HA | D5AZ 9A965-A *CM-2106 | | | | | | | | | | | | | | | | | |
| Tag code D8UE-GA,HA,MA,D8PE-CMA Tag code D9UE-DB Tag code D9UE-GA Tag code D9UE-PA | D7AZ 9A965-A *CM-2375-A | | | | | | | | | | | | | | | | | |
| PLATE (AIR BY-PASS VALVE) Tag codes D9TE-CPA,DVA Screw (plate)No. 4-40 x 1/4" hex head | D7AZ 9A972-A *CM-2597 57000-S2 (B-328) | | | | | | | | | | | | | | | | | |
| ROD (AIR BY-PASS PLATE) Tag codes D9TE-CPA,DVA Retainer (rod)3/16" "C" type Tag code D9TE-CPA,DVA | D7AZ 9A973-A *CM-2596 97401-S2(Q-X-4) | | | | | | | | | | | | | | | | | |

| DESCRIPTION/RESTRICTIONS | PART NUMBER | CARB. PARTS LISTS 38A THRU 38M | | | | | | | | | | | | |
|---|--|--------------------------------|---|---|---|---|---|---|---|---|---|---|---|--|
| | | A | B | C | D | E | F | G | H | J | K | L | M | |
| NOTE: † Not a part of service carburetor | | | | | | | | | | | | | | |
| GASKET SET—Refer to carburetor identification chart—Section 95 | 9502 | | | | | | | | | | | | | |
| TUNE UP KIT—Refer to carburetor identification chart—Section 95 | 9A586 | | | | | | | | | | | | | |
| Screw and washer (horn and plugs to main body)—No. 10-32 x 5/8" | 43256-S8(UU-F) | 6 | 6 | 6 | 6 | 6 | | | | | | | | |
| Fitting—5/16" hose x 1/8" pipe | 376148-S8(II-191-K) | A | | | | | | | | | | | | |
| SPRING (TRANS. KICKDOWN CONTROL LEVER RETRACTING) | D1AZ 7B146-A | A | B | C | D | E | | | | | | | | |
| Screw (to adjust trans. kickdown)—hex. head—No. 10-32 x 1" | 379622-S8(UU-52-7) | A | B | C | D | | | | | | | | | |
| Ball (accel. pump inlet passage)—steel-3/16" | 371350-S(AA-4) | A | B | C | D | E | | | | | | | | |
| LIMITER (IDLE ADJUSTING NEEDLE) | D6PZ 9J500-A *CM-747-B | 2 | 2 | 2 | 2 | 2 | | | | | | | | |
| SEAL (FAST IDLE ROD) | C7AZ 9B501-A | A | B | C | D | E | | | | | | | | |
| WEIGHT (PUMP DISCHARGE BALL) | C9AZ 9B511-A *CM-1126 | A | B | C | D | E | | | | | | | | |
| CONTROL ASSY. (VACUUM BREAK) 9S514 | | | | | | | | | | | | | | |
| R/b D8ZZ 9S514-A(8/79) | ★ D5TZ 9S514-B *CK-1990 | A | | | | | | | | | | | | |
| Tag code D8TE—BEA,D8PE—CSA | D8UZ 9S514-A *CK-1996-A | | B | | D | E | | | | | | | | |
| Tag code D8TE—BA | D8AZ 9S514-A *CK-2057 | | | C | | | | | | | | | | |
| Ring (control) — 1/8" — retaining | 377918-S8B(XX-14-F) | A | B | C | D | E | | | | | | | | |
| Screw (control)—No. 8 — 18 x 1/2" pan head | 380934-S101(UU-67-F) | 2 | 2 | 2 | 2 | 2 | | | | | | | | |
| ROD(FLOAT BOWL VENT) Tag codes D7TE—AZA,CLA Tag code D9TE—DUA Tag codes D9TE—DJA,DKA | D5AZ 9A515-B *CM-2281 | A | | C | | | | | D | | | | E | |
| BRACKET (FLOAT BOWL VENT) Tag code D7TE—AZA,CLA Tag code D9TE—DUA Tag codes D9TE—DJA,DKA | D5AZ 9E520-A | A | | C | | | | | D | | | | E | |
| SUPPORT ASSY. (BOOSTER VENTURI) 9A523 | | | | | | | | | | | | | | |
| Tag codes D7TE—AUA | D7TZ 9A523-Z *CM-2601 | A | | | | | | | | | | | | |
| Tag code D7TE—AYA,AZA,CLA Tag code D8TE—BEA,D8PE—CSA Tag code D7TE—CTA | D7TZ 9A523-V *CM-2600 | A | | C | | | | | | | | | | |
| Tag code D7TE—CUA | D7TZ 9A523-AR *CM-2862 | | B | | | | | | | | | | | |
| Tag code D8TE—BA | D7TZ 9A523-AN *CM-2861 | | B | | | | | | | | | | | |
| Tag code D9TE—DJA,DKA Tag code D9TE—BAB | D9TZ 9A523-P *CM-3309 D9TZ 9A523-F *CM-3323 | | | | | D | | | E | | | | E | |

1973/79
TRUCK SERIES 100/500

FORD 2/B CARB.
8 CYL. -6.6L (400 C.I.D.)

| DESCRIPTION/RESTRICTIONS | PART NUMBER | CARB. PARTS LISTS 38A THRU 38M | | | | | | | | | | | | |
|--|---------------------------|--------------------------------|---|---|---|---|---|---|---|---|---|---|---|--|
| | | A | B | C | D | E | F | G | H | J | K | L | M | |
| ROD (CHOKE PULLDOWN) | D5AZ 9E524-A *CM-2082 | A | B | C | D | E | | | | | | | | |
| Ring (rod 1/8" retaining) | 377918-S8B(UU-67-F) | 2 | 2 | 2 | | | | | | | | | | |
| SCREEN (FUEL FILTER) | C4AZ 9F525-A | A | B | C | D | E | | | | | | | | |
| COVER ASSY. (ACCELERATOR PUMP) | 9528 | | | | | | | | | | | | | |
| Tag code D8TE-BEA,D8PE-CSA | D7TZ 9528-A *CM-2726 | A | | | D | E | | | | | | | | |
| Tag code D8TE-BA | D5AZ 9528-A *CM-2170 | | B | C | D | E | | | | | | | | |
| Screw (cover assy.) - no. 8-32 x 9/16"-hex. head | 376262-S(UU-42-AJ) | 4 | 4 | 4 | 4 | 4 | | | | | | | | |
| ROD (FAST IDLE CAM) | C3AZ 9D530-A | A | B | C | D | E | | | | | | | | |
| JET (MAIN METERING) | 9533 | | | | | | | | | | | | | |
| No. 57F | C30Z 9533-A *CJ-129 | | 2 | | | | | | | | | | | |
| Tag code D7TE-AZA,CLA | | 2 | | | | | | | | | | | | |
| Tag code D8TE-BEA,D8PE-CSA | | | | 2 | | | | | | | | | | |
| Tag code D8TE-BA | C3GY 9533-D *CJ-147 | | | 2 | | | | | | | | | | |
| NO. 59F | C30Z 9533-B *CJ-130 | | | | 2 | 2 | | | | | | | | |
| Tag codes D7TE-AUA,AYA | | 2 | | | | | | | | | | | | |
| GASKET (BOOSTER VENTURI SUPPORT) | B8AZ 9A536-A | A | B | C | D | E | | | | | | | | |
| LEVER (FAST IDLE ADJUSTING) | D2AZ 9538-A *CM-1509 | A | B | C | D | E | | | | | | | | |
| Nut (lever to throttle shaft)-hex. head-No. 10-32 | 34079-S7(M-163) | A | B | C | | | | | | | | | | |
| Lockwasher-No. 10 | 34903-S8(X-96) | A | B | C | | | | | | | | | | |
| NEEDLE (IDLE ADJUSTING) | C9AZ 9541-A *CM-955 | 2 | 2 | 2 | 2 | 2 | | | | | | | | |
| ROD (ACCELERATOR PUMP LINK TO OVERTRAVEL LEVER) | 9B542 | | | | | | | | | | | | | |
| Tag code D8TE-BEA,D8PE-CSA | D7TZ 9B542-A *CM-2725 | A | | C | | | | | | | | | | |
| Tag code D8TE-BA | D5AZ 9B542-A *CM-2088 | | B | C | D | E | | | | | | | | |
| PLATE (CHOKE) | D0AZ 9545-A *CM-1061 | A | B | C | D | E | | | | | | | | |
| Screw (choke plate)-hex. head-No. 6-32 x 5/16" | 375016-S2(UU-52-AK) | 2 | 2 | 2 | 2 | 2 | | | | | | | | |
| SHAFT (CHOKE PLATE) | D5AZ 9547-A *CM-2089 | A | B | C | D | E | | | | | | | | |
| DASHPOT ASSY. | C8AZ 9B549-A *CD-15 | | | C | | | | | | | | | | |
| Tag code D8TE-BA | | | | C | | | | | | | | | | |
| Nut (dashpot)5/16-24 jam | 33923-S7(M-32) | | | C | | | | | | | | | | |
| FLOAT ASSY. | D4AZ 9550-A *CM-1062-A | A | B | C | D | E | | | | | | | | |
| BRACKET (DASHPOT MOUNTING) | D0AZ 9B550-A *CM-1113 | | | C | | | | | | | | | | |
| Tag code D8TE-BA | | | | C | | | | | | | | | | |
| LEVER (CHOKE SHAFT) | D4AZ 9551-A *CM-1091-A | A | B | C | | | | | | | | | | |
| Screw (lever-choke shaft)-pan head-No. 6-32 x 3/8" | 50802-S7(U-150) | A | B | C | D | E | | | | | | | | |
| POSITIONER ASSY. (THROTTLE) | D5TZ 9S553-C *CM-2205 | | | | | E | | | | | | | | |
| Tag code D7TE-AZA | | A | | | | | | | | | | | | |
| BRACKET (THROTTLE POSITIONER)- | D7TZ 9S555-A | | | | | E | | | | | | | | |
| Tag code D7TE-AZA | | A | | | | | | | | | | | | |
| SHAFT (FLOAT LEVER) | B8A 9558-A *CM-183 | A | B | C | D | E | | | | | | | | |
| DIAPHRAGM ASSY. (ACCELERATOR PUMP) | D5AZ 9B559-A *CM-2092 | A | B | C | D | E | | | | | | | | |
| SPRING (FLOAT BOWL VENT) | D5AZ 9560-A *CM-2084 | A | | C | | | | | | | | | | |
| Tag code D7TE-AZA | | | | | | | | | | | | | | |
| Tag code D9TE-DUA | | | | | D | | | | | | | | | |
| Tag codes D9TE-DJA,DKA | | | | | | E | | | | | | | | |

NOTICE: When the parts list suffix is shown in the quantity required column, the quantity is one (1).

| DESCRIPTION/RESTRICTIONS | PART NUMBER | CARB. PARTS LISTS 38A THRU 38M | | | | | | | | | | | | |
|---|--------------------------|--------------------------------|---|---|---|---|---|---|---|---|---|---|---|--|
| | | A | B | C | D | E | F | G | H | J | K | L | M | |
| GASKET (FLOAT BOWL) | | 9561 | | | | | | | | | | | | |
| | D7AZ 9561-A *CG-498 | A | B | | | | | | | | | | | |
| | D9TZ 9561-B *CG-506-A | | | C | D | E | | | | | | | | |
| GASKET (ECONOMIZER COVER) | | 9563-A | | | | | | | | | | | | |
| | B7A 9563-A *CG-234 | A | B | C | D | E | | | | | | | | |
| VALVE KIT (FUEL INLET) - consists of: (1) D2AF 4566-AA needle, (1) D4AE 6567-AA seat, (1) EDB 99883-A Ret, (1) D2AZ 9599-A Ret, & (1) D4AZ 9E845 -A gasket-r/b D8AZ 9564-A(8/79) | | ★ D5AZ 9564-D *CV-99 | | | | | | | | | | | | |
| VALVE ASSY. (FUEL ENRICHMENT) | | 9A565 | | | | | | | | | | | | |
| # Green incl. (1) C2AZ 9A588-B and (1)B7A9563-A gasket Tag code D8TE-BEA,D8PE-CSA | D50Z 9A565-A *CE-109 | A | | C | | | | | | | | | | |
| # Red-incl.(1)C2AZ 9A588-B & (1)B7A 9563-A gaskets | D5TZ 9A565-B *CE-117 | | B | | | | | | | | | | | |
| # Yellow-incl. (1)C2AZ 9A588-B & (1)B7A 9563-A gasket Tag code D8TE-BA | D5ZZ 9A565-A *CE-113 | | | C | | | | | | | | | | |
| Incl. (1) C2AZ 9A588-B and (1) B7A 9563-A gaskets | D5AZ 9A565-B *CE-108 | | | | | E | | | | | | | | |
| # Orange-incl. (1) B7A 9563-A gasket, (1) C2AZ 9A588-B gasket - tag code D9TE-DTA,DUA | D5UZ 9A565-A *CE-119 | | | | D | | | | | | | | | |
| SPRING (PRIMARY FLOAT DAMPENER) | | C3AZ 9F570-A | | | | | | | | | | | | |
| HOUSING ASSY. (CHOKE) | | 9A575 | | | | | | | | | | | | |
| Tag codes D7TE-AUA,AYA,AZA | D7TZ 9A575-U *CC-164 | A | | | | | | | | | | | | |
| Tag code D7TE-CLA Tag code D8TE-BEA,D8PE-CSA Tag code D7TE-CTA | D7TZ 9A575-R *CC-140 | A | | C | | | | | | | | | | |
| Tag code D7TE-CUA | D7TZ 9A575-AY *CC-179 | | B | | | | | | | | | | | |
| Tag code D8TE-BA | D7TZ 9A575-AZ *CC-180 | | B | | | | | | | | | | | |
| | D7TZ 9A575-AV *CC-178 | | | C | | | | | | | | | | |
| | D9TZ 9A575-E *CC-214 | | | | D | E | | | | | | | | |
| Screw & washer assy. (choke housing to carb) No. 8-32 x 3/4" | ★ 378547-S | 3 | 3 | 3 | | | | | | | | | | |
| Connector - 3/8"-24 x 1/4"-tube | 386010-S8(II-28-S) | A | B | C | D | E | | | | | | | | |
| Washer (lever on shaft)-3/16" - "C" | 353862-S8(XX-10) | A | B | C | D | E | | | | | | | | |
| Screw (lever on shaft)-No. 6-32 x 3/4"-Hex. head | 372307-S(BB-527) | A | B | C | D | E | | | | | | | | |
| VALVE (ACCELERATOR PUMP CHECK) | | C4AZ 9576-A *CM-825 | | | | | | | | | | | | |
| SCREW (PUMP DISCHARGE NOZZLE) | | 9577 | | | | | | | | | | | | |
| Tag code D7TE-AZA | C0AZ 9577-A *CM-607 | A | | C | | | | | | | | | | |
| Tag codes D7TE-AUA,AYA | D5AZ 9577-A *CM-2091 | A | B | | D | E | | | | | | | | |
| Washer (nozzle screw)-1/4" flat | 374370-S(XX-94-A) | A | B | C | D | E | | | | | | | | |
| SPRING (FAST IDLE ADJUSTING SCREW) | | B8A 9578-B *CM-609 | | | | | | | | | | | | |
| SPRING (IDLE ADJUSTING NEEDLE) (FAST IDLE SCREW) | | ★ 40 9578 | | | | | | | | | | | | |
| Screw (normal idle adjusting)-special hex. head slotted-No. 10-32 x 1" | 355107-S7(BB-536) | A | B | C | D | E | | | | | | | | |

1973/79
TRUCK SERIES 100/500

FORD 2/B CARB.
8 CYL. -6.6L (400 C.I.D.)

| DESCRIPTION/RESTRICTIONS | PART NUMBER | CARB. PARTS LISTS 38A THRU 38M | | | | | | | | | | | | |
|---|---------------------|--------------------------------|---|---|---|---|----------|---|---|---|---|---|---|--|
| | | A | B | C | D | E | F | G | H | J | K | L | M | |
| LEVER and SHAFT ASSY. (THROTTLE) | 9581 | | | | | | | | | | | | | |
| Tag code D7TE-AUA | D7TZ 9581-J | A | B | | | | | | | | | | | |
| Tag code D7TE-CUA | *CM-2404 | | | | | E | | | | | | | | |
| Tag codes D7TE-AYA,AZA,CLA | D7TZ 9581-K | A | B | | | | | | | | | | | |
| Tag code D7TE-CTA | *CM-2405 | | | C | D | | | | | | | | | |
| PLATE (THROTTLE) | D5AZ 9585-A | 2 | 2 | 2 | 2 | 2 | | | | | | | | |
| | *CM-2095 | | | | | | | | | | | | | |
| Screw (attaches throttle plate) No. 5-40 x 9/32" | 386022-S2(BB-908) | 4 | 4 | 4 | 4 | 4 | | | | | | | | |
| BRACKET (THROTTLE EMISSION CONTROL SOLENOID) | 9J586 | | | | | | | | | | | | | |
| Bracket Kit Tag code D7TE-AYA | D7AZ 9J586-A | A | | | | | | | | | | | | |
| Consists of | | | | | | | | | | | | | | |
| 1-D2AF 9S554-DA Spring | 1-351825-S | | | | | | Retainer | | | | | | | |
| 1-D3AF 9S555-AA Bracket | 1-386710-S2 | | | | | | Screw | | | | | | | |
| 1-D2AF 9J586-AA Bracket | | | | | | | | | | | | | | |
| Bracket kit Tag code D7TE-CLA | D7TZ 9J586-A | A | | | | | | | | | | | | |
| Tag code D8TE-BEA,D8PE-CSA | | | | C | D | | | | | | | | | |
| Consists of | | | | | | | | | | | | | | |
| 1-D2AF 9S554-DA Spring | 1-351825-S | | | | | | Retainer | | | | | | | |
| 1-D7TE 9S555-AA Bracket | 1-386710-S2 | | | | | | Screw | | | | | | | |
| Bracket kit Tag code D7TE-CTA | D7AZ 9J586-B | | B | | | | | | | | | | | |
| Consists of | | | | | | | | | | | | | | |
| 1-D2AF 9S554-DA Spring | 1-351825-S | | | | | | Retainer | | | | | | | |
| 1-D3AF 9S555-AA Bracket | 1-386710-S | | | | | | Screw | | | | | | | |
| 1-D7AE 9J586-AA Bracket | | | | | | | | | | | | | | |
| Screw & lockwasher (Bracket)-No. 10-32 x 1/2" | 50810-S8(1-158) | A | B | C | | | | | | | | | | |
| GASKET (ECONOMIZER VALVE) | C2AZ 9A588-B | A | B | C | | | | | | | | | | |
| | *CM-533 | | | | | | | | | | | | | |
| CAM ASSY. (FAST IDLE) | D5AZ 9597-A | A | B | C | D | E | | | | | | | | |
| R/b D5AZ 9597-A (9/78) | *CM-2105 | | | | | | | | | | | | | |
| Screw (fast idle cam) hex hd.-No. 6-32 x 11/16" | 372307-S(BB-527) | A | B | C | D | E | | | | | | | | |
| Retainer (fast idle cam)-"C" washer | 351825-S(XX-9) | 2 | B | C | D | E | | | | | | | | |
| RETAINER (FLOAT LEVER SHAFT) | D2AZ 9599-A | A | B | C | D | E | | | | | | | | |
| | *CM-1469 | | | | | | | | | | | | | |
| ROD (CHOKE CONTROL) | D0AZ 9A599-B | A | B | C | D | E | | | | | | | | |
| | *CM-1066 | | | | | | | | | | | | | |
| Ring (rod to shaft) | 377918-S8B(XX-14-F) | A | B | C | | | | | | | | | | |
| SPRING (ACCELERATOR PUMP LEVER RETURN) | D4AZ 9636-A | A | B | C | D | E | | | | | | | | |
| | *CM-1527-A | | | | | | | | | | | | | |
| SHAFT and LEVER ASSY (CHOKE HOUSING) | D7PZ 9A753-A | A | B | C | | | | | | | | | | |
| | *CM-2592 | | | | | | | | | | | | | |
| Retainer (choke housing shaft assy)-"C" washer | 353862-S8(XX-10) | A | B | C | D | E | | | | | | | | |
| Screw (adjust fast idle cam lever) No. 6-32 x 3/4" hex head | 372307-S(BB-527) | A | B | C | | | | | | | | | | |
| LEVER (CHOKE THERMOSTAT) | 9A754 | | | | | | | | | | | | | |
| Tag code D8PE-CSA, D8TE-BEA | D1AZ 9A754-C | A | B | | D | E | | | | | | | | |
| Tag code D8TE-BA | D3AZ 9A754-D | | | C | | | | | | | | | | |
| Screw (lever-choke thermostat)-pan head- No. 6-32 x 3/8" | 50802-S (U-150) | A | B | C | D | E | | | | | | | | |
| CLIP (ACCELERATOR PUMP LINK ROD) | D2AZ 9825-A | A | B | C | D | E | | | | | | | | |
| | *CM-1695 | | | | | | | | | | | | | |
| CLAMP (THERMOSTATIC CHOKE HOUSING) | D3AZ 9842-A | A | B | C | D | E | | | | | | | | |
| | *CM-1742 | | | | | | | | | | | | | |
| Screw (choke housing)-No. 8-32 x 1/2" | 31061-S8(U-50) | 3 | 3 | 3 | 3 | 3 | | | | | | | | |
| SHIELD (FUEL INLET SEAT) | D4AZ 9E845-A | A | B | C | D | E | | | | | | | | |

NOTICE: When the parts list suffix is shown in the quantity required column, the quantity is one (1).

| DESCRIPTION/RESTRICTIONS | PART NUMBER | CARB. PARTS LISTS 38A THRU 38M | | | | | | | | | | | | |
|---|--------------------------|--------------------------------|---|---|---|---|---|---|---|---|---|---|---|--|
| | | A | B | C | D | E | F | G | H | J | K | L | M | |
| HOUSING ASSY. (THERMOSTATIC CHOKE) 9848 | | | | | | | | | | | | | | |
| NON-ELECTRIC - #TB3 - Incl. (1) D1AZ 9871-A gasket Tag code D7TE-AZA | D1AZ 9848-C *CM-1456 | A | | | | | | | | | | | | |
| NON-ELECTRIC - #TB3-Incl. (1) D1AZ 9871-A gasket-Tag codes D7TE-AUA, AYA,CLA Tag code D8TE-BEA,D8PE-CSA | D1AZ 9848-A *CM-1454 | A | B | | D | E | | | | | | | | |
| ELECTRIC #2LB4-incl. (1)D1AZ 9871-A gasket Tag code D8TE-BA | D5AZ 9848-C *CM-2374 | | | C | | | | | | | | | | |
| BUSHING (CHOKE THERMOSTAT LEVER) | D5DZ 9851-A *CM-2096 | A | B | C | D | E | | | | | | | | |
| GASKET (THERMOSTATIC CHOKE CONTROL | B8A 9853-A *CG-93 | A | B | C | D | E | | | | | | | | |
| SOLENOID ASSY. THROTTLE EMISSION CONTROL)-also refer to group 9S520 9D856 | | | | | | | | | | | | | | |
| Tag code D7TE-AYA | D7DZ 9D856-A *CS-4 | A | B | | | | | | | | | | | |
| Tag code D7TE-CTA | D7TZ 9D856-A *CS-24 | A | | C | | | | | | | | | | |
| Tag code D8TE-BEA,D8PZ-CSA | | | | | D | | | | | | | | | |
| Nut (solenoid-throttle emission)-hex. 7/16"-20 SHIELD (CHOKE THERMOSTAT) | 45219-S2(M-173) 9861 | A | B | C | D | | | | | | | | | |
| | C9ZZ 9861-A | A | B | | D | E | | | | | | | | |
| | D5AZ 9861-A | | | C | | | | | | | | | | |
| Screw (choke housing shield)-hex. head- No. 8-32 x 9/16" | 376262-S2(UU-52-AJ) | 2 | 2 | C | 2 | 2 | | | | | | | | |
| GASKET (THERMOSTATIC CHOKE HOUSING) | D1AZ 9871-A *CG-317 | A | B | C | D | E | | | | | | | | |
| COVER (ECONOMIZER VALVE) | C8AZ 9930-A *CM-728 | A | B | C | D | E | | | | | | | | |
| Screw and washer (cover) No. 8-32 x 5/8" | 357136-S(BB-56) | 4 | 4 | 4 | 4 | 4 | | | | | | | | |
| CAM (AIR BLEED METERING NEEDLE ROD) Tag codes D7TE-AUA,AYA Tag code D8TE-BEA,D8PE-CSA | D5AZ 9A965-A *CM-2106 | A | B | | D | E | | | | | | | | |
| | | | | C | | | | | | | | | | |

| DESCRIPTION/RESTRICTIONS | PART NUMBER | CARB. PARTS LISTS 39A THRU 39M | | | | | | | | | | | | |
|---|--------------------------|--------------------------------|---|---|---|---|---|---|---|---|---|---|---|--|
| | | A | B | C | D | E | F | G | H | J | K | L | M | |
| GASKET SET—Refer to carburetor identification chart—Section 95 | 9502 | | | | | | | | | | | | | |
| TUNE-UP KIT—Refer to carburetor identification chart—Section 95 | 9A586 | | | | | | | | | | | | | |
| Screw & washer assy. (throttle body) No. 12-24 x 13/16" | 359736-S2(BB-67) | 7 | 7 | 7 | 6 | | | | | | | | | |
| SPRING (TRANS. KICKDOWN CONTROL LEVER) | D9PZ 7B146-A | A | B | C | | | | | | | | | | |
| FILTER (FUEL) | D9PZ 9155-A *FG-788 | A | B | C | | | | | | | | | | |
| "O" RING (FLOAT BOWL TUBE CONNECTOR SEAL) | B5A 9229-A | 2 | 2 | 2 | 2 | | | | | | | | | |
| Accelerator pump transfer | D4PZ 9229-A | 2 | 2 | 2 | 2 | | | | | | | | | |
| GASKET (FUEL INLET) | D1ZZ 9229-A | A | B | C | | | | | | | | | | |
| Tag code D8PE-TA | D7PZ 9229-A | | | | D | | | | | | | | | |
| Tag codes D8PE-RA, YA | C2AZ 9229-A | | | | 2 | | | | | | | | | |
| SPRING (FUEL FILTER RETAINING) | D9PZ 9342-A | A | B | C | | | | | | | | | | |
| LIMITER (IDLE ADJUSTING NEEDLE) | D9PZ 9J500-A *CM-3221 | A | B | C | | | | | | | | | | |
| | C80Z 9J500-A *CM-942 | | | | 2 | | | | | | | | | |
| DIAPHRAGM ASSY. (SECONDARY THROTTLE COMPLETE) | 9501 | | | | | | | | | | | | | |
| DIAPHRAGM ASSY. (SECONDARY THROTTLE) | D9PZ 9501-A *CM-3203 | A | B | C | | | | | | | | | | |
| Tag code D8PE-TA | B7A 9501-A | | | | D | | | | | | | | | |
| Tag code D8PE-YA | *C80Z 9501-A | | | | D | | | | | | | | | |
| Screw and washer assy. (secondary diaphragm housing assy.)—No. 8-32 x 1" | 43407-S8(U-76) | 3 | 3 | 3 | 3 | | | | | | | | | |
| TUBE (ACCELERATOR PUMP TRANSFER) | D5TZ 9A501-B *CM-2222 | A | B | C | D | | | | | | | | | |
| SEAL (CHOKE ROD) | C1AE 9B501-A | A | B | C | D | | | | | | | | | |
| MODULATOR ASSY. (THROTTLE DECEL) | D9PZ 9503-B *CM-3207 | | B | C | | | | | | | | | | |
| | B8A 9503-A *CM-5 | | | | D | | | | | | | | | |
| Washer (diaphragm link to lever—"C" retainer) | 351825-S(XX-9) | 2 | 2 | 2 | 2 | | | | | | | | | |
| SPRING (SECONDARY THROTTLE DIAPHRAGM RETURN) | D9PZ 9B504-A *CM-3212 | A | B | C | | | | | | | | | | |
| Tag codes D8PE-TA, YA | B5AZ 9B504-A | | | | D | | | | | | | | | |
| Tag code D8PE-RA | *B8AZ 9B504-C | | | | D | | | | | | | | | |
| ROD (SECONDARY THROTTLE CONTROL) | D9PZ 9C504-A *CM-3210 | A | B | C | | | | | | | | | | |
| | C8AZ 9C504-A *CM-872 | | | | D | | | | | | | | | |
| LEVER (ACCELERATOR PUMP OPERATING) | D9PZ 9A506-B *CM-3205 | A | B | C | | | | | | | | | | |
| | D7PZ 9A506-A *CM-3500 | | | | D | | | | | | | | | |
| Screw (pump lever adjusting)—hex. slotted head—No. 10-32 x 1/2" | 370050-S2(BB-537) | A | B | C | | | | | | | | | | |
| Nut (pump lever adjusting screw)—hex. lock—No. 10-32 | 373235-S7(MM-169) | A | B | C | | | | | | | | | | |
| COVER (SECONDARY THROTTLE DIAPHRAGM) | B7A 9507-B | A | B | C | D | | | | | | | | | |
| Screw and lockwasher assy. (secondary diaphragm cover)—fill. head—No. 8-32 x 5/8" | 43255-S8(U-74) | 4 | 4 | 4 | | | | | | | | | | |

1973/79
TRUCK SERIES 100/500

HOLLEY 4/B CARB.
8 CYL. 7.5L (460 C.I.D.)

| DESCRIPTION/RESTRICTIONS | PART NUMBER | CARB. PARTS LISTS 39A THRU 39M | | | | | | | | | | | | |
|--|--------------------------|--------------------------------|---|---|---|---|---|---|---|---|---|---|---|--|
| | | A | B | C | D | E | F | G | H | J | K | L | M | |
| BOWL and PLUGS ASSY. (FLOAT)-primary | | 9A507 | | | | | | | | | | | | |
| | D9PZ 9A507-C *CM-3219 | A | | | | | | | | | | | | |
| | D9PZ 9A507-D *CM-3216 | | B | C | | | | | | | | | | |
| Tag code D8PE-TA | D7PZ 9A507-A *CM-3498 | | | | D | | | | | | | | | |
| Tag codes D8PE-RA,YA | D7PZ 9A507-B *CM-3503 | | | | D | | | | | | | | | |
| Screw (fuel bowl and plugs assy. to carb. main body)-No. 12-24 x 2.56" | 359747-S2(BB-809) | 4 | 4 | 4 | 4 | | | | | | | | | |
| BOWL and PLUGS ASSY. (FLOAT)-secondary | | 9A508 | | | | | | | | | | | | |
| | D9PZ 9A508-A *CM-3218 | A | | | | | | | | | | | | |
| | D9PZ 9A508-B *CM-3215 | | B | C | | | | | | | | | | |
| | D7PZ 9A508-A *CM-3496 | | | | D | | | | | | | | | |
| Screw (sec. fuel bowl)- No. 12-24 x 1 3/4" | 372238-S7-8(BB-811) | 4 | 4 | 4 | 4 | | | | | | | | | |
| BODY and PLUGS ASSY. (MAIN METERING)- Primary | | 9A511 | | | | | | | | | | | | |
| | D9PZ 9A511-C *CM-3222 | | B | C | | | | | | | | | | |
| | D9PZ 9A511-D *CM-3217 | A | | | | | | | | | | | | |
| Tag code D8PE-YA | D4PZ 9A511-K *CM-3504 | | | | D | | | | | | | | | |
| BODY and PLUGS ASSY. (MAIN METERING)- Secondary | | 9A513 | | | | | | | | | | | | |
| | D9PZ 9A513-A *CM-3224 | A | B | C | | | | | | | | | | |
| Secondary | D7PZ 9A513-A *CM-3495 | | | | D | | | | | | | | | |
| Nut (lever and swivel to fast idle cam)- No. 8-32 | 355829-S7(MM-15) | A | B | C | D | | | | | | | | | |
| ROD (FLOAT BOWL VENT) | D7PZ 9A515-A *CM-3537 | | | | D | | | | | | | | | |
| GASKET (THROTTLE BODY) | | 9A516 | | | | | | | | | | | | |
| | D9PZ 9A516-A *CG-571 | A | B | C | | | | | | | | | | |
| | B8S 9A516-A | | | | D | | | | | | | | | |
| VALVE (ACCELERATOR PUMP DISCHARGE NEEDLE)-.157" diameter-.50" long | | 9A517 | | | | | | | | | | | | |
| Primary | C9HZ 9A517-B *CM-1018 | A | B | C | D | | | | | | | | | |
| Secondary | C9HZ 9A517-A *CM-1017 | A | B | C | D | | | | | | | | | |
| HOUSING ASSY. (THROTTLE SHAFT) | | 9A518 | | | | | | | | | | | | |
| | D9PZ 9A518-B *CM-3231 | | B | C | | | | | | | | | | |
| | D9PZ 9A518-C *CM-3230 | A | | | | | | | | | | | | |
| Tag code D8PE-RA | D7PZ 9A518-B *CM-3484 | | | | D | | | | | | | | | |
| Tag code D8PE-YA | D4PZ 9A518-C *CM-3485 | | | | D | | | | | | | | | |
| Tag code D8PE-TA | D4PZ 9A518-D *CM-3502 | | | | D | | | | | | | | | |
| GASKET (SECONDARY METERING BODY PLATE) | | 9A518 | | | | | | | | | | | | |
| | D9PZ 9A518-A *CG-572 | A | B | C | | | | | | | | | | |

NOTICE: When the parts list suffix is shown in the quantity required column, the quantity is one (1).

| DESCRIPTION/RESTRICTIONS | PART NUMBER | CARB. PARTS LISTS 39A THRU 39M | | | | | | | | | | | | |
|--|--------------------------|--------------------------------|---|---|---|---|---|---|---|---|---|---|---|--|
| | | A | B | C | D | E | F | G | H | J | K | L | M | |
| GASKET (MAIN METERING BODY PRIMARY) | D9PZ 9A518-F *CG-579 | A | B | C | | | | | | | | | | |
| | D9PZ 9A518-C *CG-584 | | | | D | | | | | | | | | |
| Secondary | D9PZ 9A518-E *CG-581 | A | B | C | D | | | | | | | | | |
| SPRING (FLOAT) | B9TE 9A519-B | 2 | 2 | 2 | 2 | | | | | | | | | |
| FITTING (FUEL INLET) | D9PZ 9A520-A *CM-3165 | A | B | C | | | | | | | | | | |
| Tag code D8PE-TA | D7PZ 9A520-A *CM-3493 | | | | D | | | | | | | | | |
| Tag codes D8PE-RA, YA | ★ C4AZ 9A520-A | | | | D | | | | | | | | | |
| CLAMP ASSY. (FLOAT BOWL VENT VALVE) | D7PZ 9E520-A *CM-3538 | | | | D | | | | | | | | | |
| CLAMP (FLOAT BOWL VENT ROD) | D7PZ 9E520-B *CM-3539 | | | | D | | | | | | | | | |
| GASKET (ADJUSTING NUT) | D9PZ 9A522-A *CG-565 | A | B | C | | | | | | | | | | |
| GASKET (VALVE SEAT LOCK SCREW) | D9PZ 9A522-B *CG-566 | A | B | C | | | | | | | | | | |
| Tag codes D8PE-RA, YA | ★ B9TE 9A522-A | | | | D | | | | | | | | | |
| Valve seat adjusting nut-tag codes D8PE-RA, YA | B9TE 9A522-B | | | | D | | | | | | | | | |
| CAM (ACCELERATOR PUMP DIAPHRAGM) | B9TZ 9526-A | A | B | C | | | | | | | | | | |
| Tag code D8PE-TA | B7AZ 9526-B *CM-143 | | | | D | | | | | | | | | |
| Tag code D8PE-RA | D7PZ 9526-A *CM-3501 | | | | D | | | | | | | | | |
| COVER KIT (ACCELERATOR PUMP) | D2AZ 9528-B *CM-461-A | A | B | C | D | | | | | | | | | |
| Screw & washer assy. (accelerator pump cover to float bowl)-fillister head-No. 8-32 x 3/8" | 43248-58 (U-72) | 4 | 4 | 4 | 4 | | | | | | | | | |
| JET (MAIN METERING)-PRIMARY | 9533 | | | | | | | | | | | | | |
| | D4PZ 9533-J *CJ-259 | | 2 | 2 | | | | | | | | | | |
| | D4HZ 9533-F *CJ-253 | | | | | | | | | | | | | |
| No. 662-tag code D8PE-RA | D5TZ 9533-A *CJ-263 | | | | 2 | | | | | | | | | |
| Tag code D8PE-TA | D5TZ 9533-D *CJ-266 | | | | 2 | | | | | | | | | |
| TUBE (FLOAT BOWL CONNECTING) | B7A 9534-A | A | B | C | D | | | | | | | | | |
| LEVER (FAST IDLE ADJUSTING) | B8A 9538-B | | | | D | | | | | | | | | |
| SPRING (IDLE ADJUSTING NEEDLE) | ★ 7HW 9540 | A | B | C | | | | | | | | | | |
| NEEDLE (IDLE ADJUSTING)-Primary | D9PZ 9541-A *CM-3229 | 2 | 2 | 2 | | | | | | | | | | |
| | D7PZ 9541-B *CM-3486 | | | | 2 | | | | | | | | | |
| Secondary | D9PZ 9541-B *CM-3228 | 2 | 2 | 2 | | | | | | | | | | |
| PLATE (CHOKE) | C4TZ 9545-A | A | B | C | | | | | | | | | | |
| | C3AZ 9545-B | | | | D | | | | | | | | | |
| SHAFT and LEVER ASSY. (CHOKE) | B7A 9546-B | A | B | C | D | | | | | | | | | |
| FLOAT ASSY. | 9550 | | | | | | | | | | | | | |
| | D8PZ 9550-B *CM-3007 | 2 | 2 | 2 | | | | | | | | | | |
| Primary | B9TZ 9550-A *CM-734 | | | | D | | | | | | | | | |
| Secondary | D7PZ 9550-A *CM-3487 | | | | D | | | | | | | | | |
| Retainer (float) | 351826-S (XX-2) | 2 | 2 | 2 | 2 | | | | | | | | | |

1973/79
TRUCK SERIES 100/500

HOLLEY 4/B CARB.
8 CYL. 7.5L (460 C.I.D.)

| DESCRIPTION/RESTRICTIONS | PART NUMBER | CARB. PARTS LISTS 39A THRU 39M | | | | | | | | | | | | |
|---|----------------------------|--------------------------------|---|---|---|---|---|---|---|---|---|---|---|--|
| | | A | B | C | D | E | F | G | H | J | K | L | M | |
| BAFFLE (VENT) | B8A 9553-C | | | | D | | | | | | | | | |
| DIAPHRAGM ASSY. (ACCELERATOR PUMP) | 9B559 | | | | | | | | | | | | | |
| | D6PZ 9B559-A *CM-193-A | A | B | C | D | | | | | | | | | |
| SPRING (FLOAT VENT VALVE) | D7PZ 9560-A *CM-3535 | | | | D | | | | | | | | | |
| SPRING (FLOAT BOWL VENT ROD) | D7PZ 9560-B *CM-3536 | | | | D | | | | | | | | | |
| GASKET (FUEL BOWL)-Primary | D9PZ 9561-C *CG-580 | A | B | C | | | | | | | | | | |
| | D9PZ 9561-B *CG-585 | | | | D | | | | | | | | | |
| PLUG (FUEL LEVEL CHECK)-slotted head- 5/16"-24 x 1/4" | B7T 9562-A | 2 | 2 | 2 | | | | | | | | | | |
| Nut (fuel valve adjusting)-5/16" x 3/8" | 372426-58B(MM-168) | 2 | | | | | | | | | | | | |
| NEEDLE ASSY. (FUEL INLET) | D9PZ 9564-B *CV-118 | 2 | 2 | 2 | | | | | | | | | | |
| Tag code D8PE-TA | D7PZ 9564-K *CV-122 | | | | 2 | | | | | | | | | |
| Tag codes D8PE-RA, YA | D0AZ 9564-A *CV-84 | | | | D | | | | | | | | | |
| Screw (fuel valve seat lock)-round head- 1/4"-32 x .33" | 373246-S(BB-660) | 2 | 2 | 2 | | | | | | | | | | |
| ECONOMIZER ASSY. | 9A565 | | | | | | | | | | | | | |
| | D7AZ 9A565-A *CE-126 | A | | | | | | | | | | | | |
| | D6PZ 9A565-A *CE-122 | | B | C | | | | | | | | | | |
| Tag code D8PE-RA | D7PZ 9A565-B *CE-138 | | | | D | | | | | | | | | |
| Tag code D8PE-TA | D7PZ 9A565-C *CE-139 | | | | D | | | | | | | | | |
| Tag code D8PE-YA | D7PZ 9A565-D *CE-140 | | | | D | | | | | | | | | |
| WASHER (LOCKING-SPECIAL) | D9PZ 9568-A *CM-3209 | A | B | C | | | | | | | | | | |
| GASKET (FUEL LEVEL CHECK PLUG) | *EAA 9569-A | 2 | 2 | 2 | | | | | | | | | | |
| GASKET (FUEL INLET NEEDLE & SEAT)- Tag code D8PE-TA | D7PZ 9569-A *CG-602 | | | | 2 | | | | | | | | | |
| SPRING (ACCELERATOR PUMP LEVER ADJUSTING) | C4TZ 9571-A | A | B | C | | | | | | | | | | |
| Screw (choke adjusting)-8-32 x 3/8" | 359749-S(UU-17) | A | B | C | D | | | | | | | | | |
| BALL (SECONDARY THROTTLE CHECK) Tag code D8PE-TA | B5A 9576-A | | | | D | | | | | | | | | |
| NOZZLE ASSY. (PUMP DISCHARGE) | B8A 9577-B *D00Z 9577-A | A | B | C | | | | | | | | | | |
| SCREW (PUMP DISCHARGE NOZZLE) | C8AZ 9577-A *CM-875 | A | B | C | D | | | | | | | | | |
| SPRING (FAST IDLE ADJUSTING SCREW)- 4 1/2 coils-.20" I.D.-.58" long | B8A 9578-B *CM-609 | A | B | C | D | | | | | | | | | |
| SPRING (IDLE ADJUSTING NEEDLE)- Secondary | D9PZ 9578-A *CM-3213 | 2 | 2 | 2 | | | | | | | | | | |
| GASKET (DISCHARGE PUMP NOZZLE) | B7AE 9580-A | 2 | 2 | 2 | 2 | | | | | | | | | |
| LEVER ASSY. (DIAPHRAGM) | D9PZ 9583-A *CM-3206 | A | B | C | | | | | | | | | | |
| | B8A 9583-C | | | | D | | | | | | | | | |
| Screw (adjusting secondary throttle diaphragm assy.)-No. 8-32 x 3/8" | 359749-S(UU-17) | A | B | C | | | | | | | | | | |

NOTICE: When the parts list suffix is shown in the quantity required column, the quantity is one (1).

HOLLEY 4/B CARB.
8 CYL. 7.5L (460 C.I.D.)

1973/79
TRUCK SERIES 100/500

Section 95.39 5

| DESCRIPTION/RESTRICTIONS | PART NUMBER | CARB. PARTS LISTS 39A THRU 39M | | | | | | | | | | | | |
|--|--|--------------------------------|--------|--------|--------|---|---|---|---|---|---|---|---|--|
| | | A | B | C | D | E | F | G | H | J | K | L | M | |
| VENT VALVE (BODY ASSY.)- Tag codes D8PE-RA,YA | D7PZ 9D583-A *CM-3494 | | | | D | | | | | | | | | |
| SCREW (SOLENOID MOUNTING) | D9PZ 9584-A *CM-3235 | 2 | 2 | 2 | | | | | | | | | | |
| SCREW | 9586 | | | | | | | | | | | | | |
| Choke plate-oval head-No. 6-32 x .31" | B9A 9586-A *CM-531 | 2 | 2 | 2 | 2 | | | | | | | | | |
| GASKET (economizer valve) | B7AZ 9A588-A | A | B | C | D | | | | | | | | | |
| GASKET (FLOAT BOWL SCREW) | B7A 9592-A | 8 | 8 | 8 | | | | | | | | | | |
| CAM ASSY. (FAST IDLE) | D9PZ 9597-B *CM-3211 | A | B | C | | | | | | | | | | |
| | B8S 9597-A *CM-229 | | | | D | | | | | | | | | |
| Screw (fast idle cam)-No. 8-32 x 3/4" | 31093-S7-8(U-52) | A | B | C | | | | | | | | | | |
| ROD (CHOKE CONTROL) | B7AZ 9A599-B | A | B | C | D | | | | | | | | | |
| "O" RING | 9609 | | | | | | | | | | | | | |
| Fuel valve seat | ★ B6A 9609-A | A | B | C | | | | | | | | | | |
| SEAL (IDLE ADJUSTING NEEDLE) | B7A 9634-A | | | | 2 | | | | | | | | | |
| SPRING (ACCELERATOR PUMP DIAPHRAGM RETURN) | ★ B7A 9636-B | A | B | C | D | | | | | | | | | |
| SHAFT and LEVER ASSY. (CHOKE HOUSING) | B7AZ 9A753-B | A | B | C | D | | | | | | | | | |
| SPACER (CHOKE LEVER) | ★ B5AZ 9812-A | A | B | C | D | | | | | | | | | |
| PISTON ASSY. (CHOKE) | D5PZ 9840-A *CM-2345 | | B | C | | | | | | | | | | |
| | D7PZ 9840-A *CM-3482 | | | | D | | | | | | | | | |
| | D9PZ 9840-A *CM-3236 | A | | | | | | | | | | | | |
| CLAMP (THERMOSTATIC CHOKE HOUSING) | B6A 9842-A | A | B | C | D | | | | | | | | | |
| HOUSING (THERMOSTATIC CHOKE) | B8A 9848-E *CM-329 | | B | C | | | | | | | | | | |
| | D9PZ 9848-E *CM-3208 | A | | | | | | | | | | | | |
| Tag codes D8PE-RA,TA | D7PZ 9848-C *CM-3497 | | | | D | | | | | | | | | |
| Tag code D8PE-TA | B8A 9848-E *CM-329 | | | | D | | | | | | | | | |
| Washer-lock (choke housing)-No. 10-21/64" O.D. | 34803-S7(X-60) | 3 | 3 | 3 | | | | | | | | | | |
| Screw (choke housing)-No. 10-32 x 1 3/16" | 374468-S13(BB-26-G) | 3 | 3 | 3 | 3 | | | | | | | | | |
| HOUSING and PLUGS ASSY. (CHOKE) | D9PZ 9849-A *CM-3220 | A | | | | | | | | | | | | |
| | D9PZ 9849-B *CM-3214 | | B | C | | | | | | | | | | |
| | D7PZ 9849-A *CM-3499 | | | | D | | | | | | | | | |
| GASKET (SECONDARY DIAPHRAGM HOUSING) | 9853 | | | | | | | | | | | | | |
| Choke housing | B7A 9853-B | 2 A | 2 B | 2 C | 2 D | | | | | | | | | |
| GASKET (THERMOSTATIC CHOKE HOUSING)-Tag codes D8PE-TA,YA | ★ C80Z 9871-B | | | | D | | | | | | | | | |
| Tag code D8PE-RA | ★ B7A 9871-A D9PZ 9871-A *CG-573 | | | | D | | | | | | | | | |
| SOLENOID and BRACKET ASSY. (THROTTLE) | D9PZ 9D856-C *CS-34 | A | | | | | | | | | | | | |
| SPRING (GOVERNOR) | 9980 | | | | | | | | | | | | | |
| | C1TZ 9980-A | | | C | | | | | | | | | | |

APRIL, 1980

COPYRIGHT © 1980-

FORD MOTOR
COMPANY

-DEARBORN, MICHIGAN

CHANGE 1

**1973/79
TRUCK SERIES 100/500**

Instructions for identifying Carburetor Assemblies and their related Parts List Numbers are shown at the beginning of Section 95.

For ready reference, kit part numbers are shown in the carburetor identification chart—Section 95.

Included in Section 95A is a listing of components for each kit.

Parts Lists for new kits will be added at the end of this section, irrespective of part number.

Always refer to the following Index for page numbers on which components are listed.

| INDEX | | | |
|-----------------------------------|------|---------------|------|
| PART NUMBER | PAGE | PART NUMBER | PAGE |
| GASKET SETS – GROUP 9502 | | | |
| D0DZ 9502-A | 2 | D5PZ 9502-G | 3 |
| D2AZ 9502-A | 2 | D6PZ 9502-B | 3 |
| D3AZ 9502-A | 2 | D6PZ 9502-C | 3 |
| D4AZ 9502-A | 2 | D7PZ 9502-A | 4 |
| D4PZ 9502-C | 3 | D8PZ 9502-C | 4 |
| D5PZ 9502-A | 3 | D8PZ 9502-D | 4 |
| D5PZ 9502-B | 3 | D8PZ 9502-F | 4 |
| D5PZ 9502-E | 3 | D9PZ 9502-D | 4 |
| TUNE-UP KITS – GROUP 9A586 | | | |
| D0DZ 9A586-B | 4 | D6PZ 9A586-AF | 9 |
| D2AZ 9A586-B | 4 | D7PZ 9A586-B | 6 |
| D3AZ 9A586-A | 5 | D7PZ 9A586-BA | 6 |
| D4AZ 9A586-A | 5 | D8PZ 9A586-C | 6 |
| D4PZ 9A586-B | 5 | D8PZ 9A586-E | 6 |
| D5PZ 9A586-A | 5 | D8PZ 9A586-F | 7 |
| D5PZ 9A586-B | 5 | D8PZ 9A586-G | 7 |
| D5PZ 9A586-F | 5 | D8PZ 9A586-H | 7 |
| D5PZ 9A586-J | 5 | D9PZ 9A586-AA | 7 |
| D5PZ 9A586-K | 6 | D9PZ 9A586-F | 7 |
| D6PZ 9A586-A | 6 | D9PZ 9A586-G | 8 |
| D6PZ 9A586-C | 6 | D9PZ 9A586-M | 8 |
| D6PZ 9A586-AE | 9 | D9PZ 9A586-Z | 8 |

1973/79
TRUCK SERIES 100/500

| QTY. | PART NUMBER | DESCRIPTION | QTY. | PART NUMBER | DESCRIPTION |
|------|--------------------------------|---|------|--------------------------------|---|
| | D0DZ 9502-A | | | | |
| | *CG-257 | | | | |
| | Consists of | | | OR ALTERNATE KIT COMPONENTS | |
| 1 | C7DZ 9447-A | Gasket (intake manifold) | 1 | | Gasket (intake manifold) |
| 1 | C8AZ 9447-A | Gasket (intake manifold) | 1 | | Gasket (fuel inlet adapter) |
| 1 | C7DZ 9516-A | Gasket (throttle body) | 1 | | Gasket (float bowl) |
| 1 | C8AZ 9516-A | Gasket (throttle body) | 1 | | Gasket (float bowl) |
| 1 | D0DZ 9516-A | Gasket (throttle body) | 1 | | Gasket (fuel inlet needle seat) |
| 1 | C7DZ 9561-A | Gasket (float) | 1 | | Gasket (economizer body) |
| 1 | C6VY 9569-A | Gasket (fuel inlet needle seat) | 1 | | Gasket (thermo-choke housing) |
| 1 | B7A 9871-C | Gasket (thermostat choke) | 1 | | Gasket (booster venturi support) |
| | OR ALTERNATE KIT COMPONENTS | | 1 | | Seal (fast idle rod) |
| 1 | | Cap (idle limiter) | 1 | | Gasket (economizer cover) |
| 1 | | Gasket (choke cover) | 1 | | Washer-1/4" flat (used as pump discharge nozzle screw gasket) |
| 1 | | Gasket (choke cover) | 1 | | Washer-1/4" flat (used as accel. pump retainer gasket) |
| 1 | | Gasket (flange) | 1 | | Gasket (thermo. choke housing) |
| 1 | | Gasket (flange) | 1 | | Gasket (thermo. control housing) |
| 1 | | Gasket (bowl cover) | | | |
| 1 | | Gasket (throttle body) | | | |
| 1 | | Gasket (throttle body) | | | |
| 1 | | Gasket (flange) | | | |
| 2 | | Retainer (rod) | | | |
| | D2AZ 9502-A | | | D3AZ 9502-A | |
| | *CG-264-B | | | *CG-221-B | |
| | Consists of | | | Consists of | |
| 1 | C2AZ 9229-A | Gasket (fuel inlet adapter) | 1 | C7AZ 9516-A | Gasket (throttle body) |
| 1 | C3AZ 9447-B | Gasket (intake manifold) | 1 | D3AZ 9516-A | Gasket (throttle body) |
| 1 | B7AZ 9B501-A | Seal (fast idle rod) | 1 | D3AZ 9561-B | Gasket (float bowl) |
| 1 | B7AZ 9A536-A | Gasket (booster venturi) | 1 | | Gasket (hot idle compensator) |
| 1 | B8AZ 9A536-A | Gasket (booster venturi) | 1 | | Gasket (fuel inlet needle seat) |
| 1 | B7A 9561-A | Gasket (float bowl) | 1 | | Gasket (fuel inlet needle seat)-(supplementary) |
| 1 | C8AZ 9561-C | Gasket (float bowl) | 1 | C1AZ 9871-A | Gasket (thermostatic choke housing) |
| 1 | D0AZ 9561-B | Gasket (float bowl) | 1 | D2AZ 9871-A | Gasket (thermostatic choke housing) |
| 1 | B7A 9563-A | Gasket (economizer cover) | 1 | | Gasket (carb. to intake manifold) |
| 1 | EDB 9569-B | Gasket (fuel inlet needle seat) | | | |
| 1 | C2AZ 9A588-B | Gasket (economizer body) | | | |
| 1 | B7A 9853-A | Gasket (choke thermo-control) | | | |
| 1 | B8A 9853-A | Gasket (choke thermo-control) | | | |
| 1 | C1AZ 9871-A | Gasket (thermo-choke housing) | | | |
| 1 | D1AZ 9871-A | Gasket (thermo-choke housing) | | | |
| 1 | 374370-S | Washer (pump discharge nozzle screw gasket)-1/4" flat | | | |
| 1 | 374818-S | Washer (accel. pump retainer gasket)-1/4" flat | | | |
| | | | | D4AZ 9502-A | |
| | | | | *CG-264-C | |
| | | | | Consists of | |
| | | | 1 | C3AZ 9447-B | Gasket (carb. to intake manifold) |
| | | | 1 | C8AZ 9561-C | Gasket (float bowl) |
| | | | 1 | D4AZ 9561-A | Gasket (float bowl) |
| | | | 1 | C1AZ 9871-A | Gasket (thermostatic choke housing) |
| | | | 1 | D0AZ 9871-A | Gasket (thermostatic choke housing) |
| | | | 1 | D1AZ 9871-A | Gasket (thermostatic choke housing) |
| | | | 1 | | Gasket (fuel inlet adapter) |
| | | | 1 | | Gasket (fuel inlet needle seat) |
| | | | 1 | | Gasket (economizer body) |
| | | | 1 | | Gasket (booster venturi support) |
| | | | 1 | | Seal (fast idle rod) |
| | | | 1 | | Gasket (economizer cover) |
| | | | 1 | | Washer (used as pump discharge nozzle screw gasket)-1/4" flat |
| | | | 1 | | Washer (used as accelerator pump retainer gasket)-1/4" flat |
| | | | 1 | | Gasket (thermostatic control housing) |

**1973/79
TRUCK SERIES 100/500**

| QTY. | PART NUMBER | DESCRIPTION | QTY. | PART NUMBER | DESCRIPTION |
|------|----------------------------|---|------|----------------------------|-------------------------------------|
| | ★ D4PZ 9502-C *CG-441 | R/b D5PZ 9502-G | | D5PZ 9502-G *CG-441-A | — Cont'd |
| | Consists of | | | Consists of | |
| 2 | | Gasket (sight plug) | 1 | | Gasket (sec. metering plate) |
| 2 | | "O" ring (fuel connector tube) | 1 | | Gasket (fuel inlet fitting) |
| 2 | | "O" ring (balance tube) | 2 | | "O" ring (pump transfer tube) |
| 4 | | "O" ring (fuel valve seat) | 1 | | Gasket (primary bowl) |
| 2 | | Gasket (choke & sec. diaph. housing) | 1 | | Gasket (metering body) |
| 1 | | Gasket (choke cover) | 8 | | Gasket (bowl screw) |
| 2 | | Gasket (idle adj. needle) | 1 | | Gasket (flange insulator) |
| 2 | | Gasket (fuel valve seat nut) | 1 | | Gasket (sec. metering body & bowl) |
| 2 | | Gasket (fuel valve seat lock screw) | 1 | | Gasket (throttle body) |
| 2 | | Gasket (pump discharge nozzle) | | | |
| 1 | | Gasket (power valve) | | | |
| 1 | | Gasket (sec. metering plate) | | | |
| 1 | | Gasket (fuel inlet fitting) | | | |
| 1 | | Gasket (sec. metering body & bowl) | | | |
| 2 | | "O" ring (pump transfer tube) | | | |
| 1 | | Gasket (primary bowl) | | | |
| 1 | | Gasket (metering body) | | | |
| 1 | | Gasket (throttle body) | | | |
| 8 | | Gasket (bowl screw) | | | |
| 1 | | Gasket (flange) | | | |
| | ★ D5PZ 9502-A *CT-446 | R/b D6PZ 9502-B | | D5PZ 9502-E *CG-468 | |
| | Consists of | | | Consists of | |
| 1 | D1ZZ 9229-A | Gasket | 1 | | Gasket (choke cover) |
| 1 | D5VY 9C477-A | Gasket | 1 | | Gasket (inlet seat) |
| 1 | D5VZ 9516-A | Gasket | 1 | | Gasket (float bowl) |
| 1 | D5VZ 9561-A | Gasket | 1 | | Gasket (throttle body) |
| 1 | C7AX 9569-A | Gasket | 1 | | Gasket (flange) |
| 1 | C7AZ 9569-B | Gasket | 1 | | Retainer (vent valve shaft) |
| 1 | D2AZ 9871-A | Gasket | 1 | | Retainer (fast idle rod) |
| 1 | D5VZ 9A980-A | Gasket | 1 | | Tube (pump passage) |
| 1 | 386008-S | Seal | | | |
| | ★ D6PZ 9502-B *CG-446-A | R/b D8PZ 9502-C | | ★ D6PZ 9502-B *CG-446-A | |
| | Consists of | | | Consists of | |
| 1 | D1ZZ 9229-A | Gasket | 1 | D1ZZ 9229-A | Gasket |
| 1 | D7VZ 9C477-A | Gasket | 1 | D7VZ 9C477-A | Gasket |
| 1 | D5VZ 9516-A | Gasket | 1 | D5VZ 9516-A | Gasket |
| 1 | D5VZ 9561-A | Gasket | 1 | D5VZ 9561-A | Gasket |
| 1 | C7AZ 9659-A | Gasket | 1 | C7AZ 9659-A | Gasket |
| 1 | C7AZ 9569-B | Gasket | 1 | C7AZ 9569-B | Gasket |
| 1 | D5VZ 9A980-A | Gasket | 1 | D5VZ 9A980-A | Gasket |
| 1 | 386008-S | Seal | 1 | 386008-S | Seal |
| | ★ D5PZ 9502-B *CG-459 | R/b D7PZ 9502-A | | D6PZ 9502-C *CG-441-B | |
| | Consists of | | | Consists of | |
| 1 | D5AZ 9561-B | Gasket (float bowl) | 2 | EAA 9569-A | Gasket (sight plug) |
| 1 | D4AZ 9561-A | Gasket (float bowl) | 2 | EAD 99502-A | "O" ring (fuel connector tube) |
| 1 | | Gasket (fuel inlet needle seat) | 2 | ECK 99984-A | "O" ring (balance tube) |
| 1 | | Gasket (economizer body) | 2 | ECZ 99984-A | "O" ring (fuel valve seat) |
| 1 | D1AZ 9871-A | Gasket (thermo choke housing) | 3 | EDB 9853-B | Gasket (choke & sec. diaph. hsg.) |
| 1 | | Gasket (economizer cover) | 1 | EDB 9871-B | Gasket (choke cover) |
| 1 | | Gasket (thermo control housing) | 2 | EDB 99898-A | Gasket (idle adj. needle) |
| 1 | D5ZZ 9A940-A | Gasket (deceleration valve) | 2 | B9TE 9A522-B | Gasket (fuel valve seat nut) |
| 1 | | Washer (pump discharge nozzle screw gasket) | 2 | B9TE 9A522-A | Gasket (fuel valve seat lock screw) |
| | | | 2 | B7AE 9580-A | Gasket (pump discharge nozzle) |
| | | | 1 | C2AF 9A588-B | Gasket (enrichment valve) |
| | | | 8 | EDB 99885-A | Gasket (bowl screw) |
| | | | 1 | 5752528 | Gasket (sec. metering plate) |
| | | | 1 | D1ZE 9C308-AA | Gasket (fuel inlet fitting) |
| | | | 2 | D4PE 99502-AA | "O" ring (pump transfer tube) |
| | | | 1 | D4PE 9561-AA | Gasket (primary fuel bowl) |
| | | | 1 | D5PE 9A518-AA | Gasket (primary metering body) |
| | | | 8 | D4PE 99885-A | Gasket (bowl screw) |
| | | | 1 | D3AF 9A588-A | Gasket (enrichment valve (2 stg.)) |
| | | | 1 | D0PF 9A518-A | Gasket (sec. metering body & bowl) |
| | | | 1 | D5PZ 9516-C | Gasket (throttle body) |
| | | | 1 | D5TE 9C477-AB | Gasket (flange insulator) |
| | | | | | |
| | D5PZ 9502-G *CG-441-A | | | | |
| | Consists of | | | | |
| 2 | | Gasket (sight plug) | | | |
| 2 | | "O" ring (fuel connector tube) | | | |
| 2 | | "O" ring (balance tube) | | | |
| 4 | | "O" ring (fuel valve seat) | | | |
| 2 | | Gasket (choke & sec. diaph. housing) | | | |
| 1 | | Gasket (choke cover) | | | |
| 2 | | Gasket (idle adj. needle) | | | |
| 2 | | Gasket (fuel valve seat nut) | | | |
| 2 | | Gasket (fuel valve seat lock screw) | | | |
| 2 | | Gasket (pump discharge nozzle) | | | |
| 1 | | Gasket (enrichment valve) | | | |
| 8 | | Gasket (bowl screw) | | | |

1973/79
TRUCK SERIES 100/500

| QTY. | PART NUMBER | DESCRIPTION | QTY. | PART NUMBER | DESCRIPTION |
|------|---------------|---------------------------------------|------|----------------|-----------------------------------|
| | ★ D7PZ 9502-A | R/b D8PZ 9502-F | | D9PZ 9502-D | |
| | *CG-459-A | | | *CG-597 | |
| | Consists of | | | Consists of | |
| 2 | | Gasket (float bowl) | 2 | EAA 9569-A | Gasket (sight plug) |
| 1 | | Gasket (fuel inlet needle seat) | 2 | EAD 99502-A | "O" ring (fuel line tube) |
| 1 | | Gasket (fuel enrichment valve) | 1 | EDB 9853-B | Gasket (secondary diaph. housing) |
| 1 | | Gasket (thermo. choke housing) | 1 | B7A 9871-B | Gasket (choke cover) |
| 1 | | Gasket (booster venturi support) | 1 | | Gasket (inlet filter) |
| 1 | | Gasket (fuel enrichment valve cover) | 1 | ECR 99187-A | Seal (governor body) |
| 1 | | Washer (fiat) | 2 | B7AE 9580-A | Gasket (pump nozzle) |
| 1 | | Gasket (decel valve) | 1 | 355262-S | Gasket (throttle body screw) |
| 1 | | Gasket (thermostatic choke control) | 1 | C2TZ 9853-A | Gasket (governor body) |
| 1 | | Gasket (altitude compensator-housing) | 1 | C2TZ 9982-A | Gasket (governor cover) |
| 1 | | Gasket (altitude compensator) | 8 | EDB 99885 | Gasket (fuel bowl screw) |
| | D8PZ 9502-C | | 1 | D1ZE 9C308-AA | Gasket (inlet filter nut) |
| | *CG-446-B | | 1 | D9PZ 9A518-A | Gasket (sec. metering plate) |
| | Consists of | | 2 | D4PE 99502-AA | "O" ring (pump transfer tube) |
| 1 | D1ZZ 9229-A | Gasket (filter) | 1 | D3AF 9A588-A | Gasket (power valve) |
| 1 | D2AZ 9871-A | Gasket (choke cover) | 1 | D0PF 9A518-A | Gasket (sec. metering body) |
| 1 | D5VZ 9516-A | Gasket (throttle body) | 1 | D9PZ 9516-A | Gasket (throttle body) |
| 1 | D5VZ 9A980-A | Gasket (power valve body) | 1 | D9PZ 9561-A | Gasket (primary fuel bowl) |
| 1 | C7AZ 9569-A | Gasket (inlet seat, pri.) | 1 | D9PZ 9A518-B | Gasket (primary metering body) |
| 1 | C7AZ 9569-B | Gasket (inlet seat, suppl.) | 2 | D9PZ 9580-A | Gasket (pump nozzle) |
| 1 | D6VZ 9A953-A | Gasket (alt. compensator, mtg.) | 1 | D9TE 9C477-BC | Gasket (flange insulator) |
| 1 | D5TE 9A955-A | Gasket (alt. compensator, hsg.) | 1 | 353610-S5 | Retainer (choke rod) |
| 1 | D7VZ 9C477-A | Gasket (carb. to spacer) | 2 | 351826-S | Retainer (float) |
| 1 | D8AZ 9561-E | Gasket (float bowl) | 2 | 97407-S2 | Retainer (diaphragm link) |
| 1 | D7VZ 9B567-A | Gasket (H.I.C.) | 2 | 8EQ 9990 | Safety wire (governor) |
| 1 | 387328 | Seal ("O" ring, vac. piston) | 2 | 8EQ 9989 | Safety seal (governor) |
| | D8PZ 9502-D | | | D0DZ 9A586-B | |
| | *CG-532 | | | *CT-842-A | |
| | Consists of | | | Consists of | |
| 1 | B7A 9871-C | Gasket (choke cover) | 1 | | Cap (idle limiter) |
| 1 | D8PZ 9B567-A | Gasket (H.I.C.) | 1 | | Gasket (choke cover) |
| 1 | D8PZ 9516-B | Gasket (Y.F. throttle body) | 1 | | Gasket (choke cover) |
| 1 | D8PZ 9516-A | Gasket (Y.F.A. throttle body) | 1 | | Gasket (flange) |
| 1 | D7TZ 9C477-A | Gasket (carb. to spacer) | 1 | | Gasket (flange) |
| 1 | D8PZ 9561-B | Gasket (float bowl) | 1 | | Gasket (bowl cover) |
| 1 | D8PZ 9580-A | Gasket (pump relief valve) | 1 | | Gasket (throttle body) |
| | D8PZ 9502-F | | 1 | | Gasket (flange) |
| | *CG-459-B | | 2 | | Retainer (rod) |
| | Consists of | | 1 | | Needle & seat assy. |
| 1 | D9AZ 9561-C | Gasket (float bowl) | 1 | | Diaphragm assy. (pump) |
| 1 | D4AZ 9561-A | Gasket (float bowl) | 1 | | Ball (pump check) |
| 1 | D4AZ 9E845-A | Gasket (inlet seat) | 1 | | Weight (ball) |
| 1 | C2AZ 9A588-B | Gasket (econo. body) | 1 | | Retainer (rod) |
| 1 | D1AZ 9871-A | Gasket (choke cover) | 1 | | Retainer (rod) |
| 1 | B8AZ 9A536-A | Gasket (booster support) | | | |
| 1 | B7A 9563-A | Gasket (econo. cover) | | ★ D2AZ 9A586-B | R/b D4AZ 9A586-A |
| 1 | 374370-S | Washer | | *CT-499-C | |
| 1 | B8A 9853-A | Gasket (thermo control hsg.) | | Consists of | |
| 1 | D5ZZ 9A940-A | Gasket (decel valve) | 1 | | Kit (gasket) |
| 1 | D7AZ 9A953-A | Gasket (alt. compensator) | 1 | | Valve (fuel inlet needle) |
| 1 | D5AE 9A955-AA | Gasket (alt. compensator) | 1 | | Seat (needle valve) |
| 1 | D7FZ 9C477-A | Gasket (carb. to spacer) | 1 | | Economizer assy. |
| | | | 1 | | Diaphragm assy. (accel. pump) |
| | | | 1 | | Pin (accelerator pump plunger) |
| | | | 1 | | Retainer (float lever shaft) |
| | | | 1 | | Retainer (float lever shaft) |
| | | | 1 | | Valve (accelerator pump check) |
| | | | 2 | | Limiter (idle adjusting needle) |
| | | | 1 | | Clip (pump rod to lever) |
| | | | 1 | | Retainer (fuel inlet needle) |

1973/79
TRUCK SERIES 100/500

| QTY. | PART NUMBER | DESCRIPTION | QTY. | PART NUMBER | DESCRIPTION |
|------|----------------|--|------|----------------|-------------------------------------|
| | D3AZ 9A586-A | | | ★ D5PZ 9A586-B | R/b D7PZ 9A586-B (2/78) |
| | *CT-226-B | | | *CT-1076 | |
| | Consists of | | | Consists of | |
| 1 | D3AZ 9502-A | Gasket set | 1 | D5PZ 9502-B | Gasket kit |
| 1 | C7AZ 9572-A | Cup (pump piston) | 1 | | Valve (fuel inlet needle) |
| 1 | C7AZ 9576-A | Disc (carb. accelerator pump check valve) | 1 | | Seat (needle valve) |
| 1 | | Retainer (power valve closing spring) | 1 | | Valve assy. (enrichment) |
| 1 | | Valve (fuel inlet needle) | 1 | D5AZ 9B559-A | Diaphragm assy. (accelerator pump) |
| 1 | | Seat (needle valve) | 2 | | Retainer (float lever shaft) |
| 1 | | Valve and seat assy. (fuel inlet supplementary) | 1 | | Valve (accelerator pump check) |
| 2 | | Limiters (idle adjusting needle) | 2 | | Limiters (idle adjusting needle) |
| 1 | | Retainer (carb. accelerator pump check valve disc) | 1 | | Clip (att pump rod) |
| | | | 1 | | Gauge (Float level) |
| | | | 1 | | Retainer (fuel inlet needle) |
| | | | 1 | | Retainer (choke rod) |
| | | | 2 | 371350-S | Ball (pump check) |
| | D4AZ 9A586-A | | | D5PZ 9A586-F | |
| | *CT-499-D | | | *CT-1112 | |
| | Consists of | | | Consists of | |
| 1 | D4AZ 9502-A | Gasket set | 1 | | Cap (idle limiter) |
| 1 | C4AZ 9B559-A | Diaphragm assy. (accelerator pump) | 1 | | Gasket (choke cover) |
| 1 | C0AZ 9A565-A | Valve assy. (carb. enrichment) | 1 | | Gasket (bowl cover) |
| 1 | D2AF 9566-AA | Valve (fuel inlet needle) | 1 | | Gasket (throttle cover) |
| 1 | D2AF 9567-BA | Seal (needle valve) | 1 | | Cap (egr tube) |
| 1 | | Pin (accelerator pump plunger) | 1 | | Gasket (flange) |
| 2 | | Retainer (float lever shaft) | 1 | | Gauge (float level) |
| 1 | | Valve (accelerator pump check) | 1 | | Needle & seat assembly |
| 2 | | Limiters (idle adjusting needle) | 1 | | Retainer (vent valve shaft) |
| 1 | | Clip (pump rod to lever) | 1 | | Retainer (fast idle rod) |
| 1 | | Retainer (fuel inlet needle) | 1 | | Diaphragm assy. (pump) |
| | D4PZ 9A586-B | | | | Ball (pump discharge check) |
| | *CT-1071 | | | | Tube (pump passage) |
| | Consists of | | | | Grommet (vent valve) |
| 2 | | Cap (idle limiter) | 1 | | Gauge (float valve) |
| 1 | | Power valve assy. | 1 | | Instruction sheet |
| 2 | | Gasket (sight plug) | | | |
| 2 | | "O" ring (fuel connector tube) | | D5PZ 9A586-J | |
| 2 | | "O" ring (balance tube) | | *CT-1071-A | |
| 2 | | Gasket (choke & sec. diaph. housing) | | Consists of | |
| 1 | | Gasket (choke cover) | 2 | | Cap (idle limiter) |
| 2 | | Gasket (idle adj. needle) | 1 | | Valve (fuel enrichment) |
| 2 | | Gasket (pump discharge nozzle) | 2 | | Gasket (sight plug) |
| 1 | | Gasket (power valve) | 2 | | "O" ring (fuel connector tube) |
| 1 | | Gasket (sec. metering plate) | 2 | | "O" ring (balance tube) |
| 1 | | Gasket (fuel inlet fitting) | 2 | | Gasket (choke & sec. diap. housing) |
| 1 | | Gasket (sec. metering body & bowl) | 1 | | Gasket (choke cover) |
| 2 | | "O" ring (pump transfer tube) | 2 | | Gasket (idle adj. needle) |
| 1 | | Gasket (primary bowl) | 2 | | Gasket (pump discharge needle) |
| 1 | | Gasket (metering body) | 1 | | Gasket (enrichment valve) |
| 1 | | Gasket (throttle body) | 8 | | Gasket (bowl screw) |
| 8 | | Gasket (bowl screw) | 1 | | Gasket (sec. metering plate) |
| 1 | | Gasket (flange) | 1 | | Gasket (fuel inlet fitting) |
| 2 | | Needle & seat assy. | 2 | | "O" ring (pump transfer tube) |
| 2 | | "E" clip (float retainer) | 1 | | Gasket (primary fuel bowl) |
| 1 | | Diaphragm assy. (pump) | 1 | | Gasket (primary metering body) |
| | ★ D5PZ 9A586-A | R/b D6PZ 9A586-A () | 8 | | Gasket (bowl screw) |
| | *CT-1072 | | 1 | | Gasket (flange insulator) |
| | Consists of | | 1 | | Gasket (sec. metering body & bowl) |
| 2 | C7AZ 9J500-B | Limiters | 1 | | Gasket (throttle body) |
| 1 | D5PZ 9502-A | Gasket set | 2 | | Needle & seat assy. |
| 1 | D3PF 9564-CA | Valve assy. | 2 | | "E" clip (float retainer) |
| 1 | C7AF 9566-F | Valve | 1 | | Diaphragm assy (pump) |
| 1 | D0FF 9567-A | Seat | | | |
| 1 | C7AZ 9572-A | Cup | | | |

1973/79
TRUCK SERIES 100/500

| QTY. | PART NUMBER | DESCRIPTION | QTY. | PART NUMBER | DESCRIPTION |
|-------------|----------------|-------------------------------------|-------------|---------------|------------------------------------|
| | ★ D7PZ 9A586-B | R/b D7PZ 9A586-BA (11/78) | | D7PZ 9A586-BA | |
| | *CT-1076-A | | | *CT-1076-B | |
| Consists of | | | Consists of | | |
| 1 | | Gasket kit | 1 | | Gasket kit |
| 1 | | Valve (fuel inlet needle) | 1 | | Valve (fuel inlet needle) |
| 1 | | Seat (needle valve) | 1 | | Seat (needle valve) |
| 1 | | Valve assy. (enrichment) | 1 | | Valve assy. (enrichment) |
| 1 | | Diaphragm assy. (accelerator pump) | 1 | | Diaphragm assy. (accelerator pump) |
| 2 | | Retainer (float lever shaft) | 2 | | Retainer (float lever shaft) |
| 1 | | Valve (accelerator pump check) | 1 | | Valve (accelerator pump check) |
| 2 | | Limiter (idle adjusting needle) | 2 | | Limiter (idle adjusting needle) |
| 1 | | Clip (att. pump rod) | 1 | | Clip (att. pump rod) |
| 1 | | Gage (float level) | 1 | | Gage (float level) |
| 1 | | Retainer (fuel inlet needle) | 1 | | Retainer (fuel inlet needle) |
| 1 | | Retainer (choke rod) | 1 | | Retainer (choke rod) |
| 1 | | Ball (pump check) | 1 | | Ball (pump check) |
| 1 | | Instruction sheet | 1 | | Instruction sheet |
| | D5PZ 9A586-K | | | D8PZ 9A586-C | |
| | *CT-1157 | | | *CT-1193 | |
| Consists of | | | Consists of | | |
| 2 | | Cap (idle limiter) | 2 | D6PZ 9J500-A | Limiters |
| 1 | | Valve (fuel enrichment) | 1 | D5TZ 9A565-B | Valve (enrichment) |
| 2 | | Gasket (sight plug) | 1 | 374370-S | Gasket |
| 2 | | "O" ring (fuel connector tube) | 1 | B8A 9853-A | Gasket |
| 2 | | "O" ring (balance tube) | 1 | B8AZ 9A536-A | Gasket |
| 2 | | Gasket (choke & sec. diap. housing) | 1 | D1AZ 9871-A | Gasket |
| 1 | | Gasket (choke cover) | 1 | D7AZ 9C477-A | Gasket |
| 2 | | Gasket (idle adj. screw) | 1 | D9AZ 9561-B | Gasket |
| 2 | | Gasket (pump discharge nozzle) | 1 | D8AZ 9564-A | Kit (valve & seat) |
| 8 | | Gasket (bowl screw) | 1 | 377918-S8B | Retainer |
| 1 | | Gasket (sec. metering plate) | 1 | D5AZ 9B559-A | Diaphragm |
| 1 | | Gasket (fuel inlet fitting) | 1 | C4AZ 9576-A | Valve |
| 2 | | "O" ring (pump transfer tube) | 1 | D2AZ 9825-A | Retainer |
| 1 | | Gasket (primary fuel bowl) | 1 | 371350-S | Ball |
| 1 | | Gasket (primary metering body) | 1 | | Float gauge |
| 1 | | Gasket (flange insulator) | 1 | | Inst. sheet |
| 1 | | Gasket (enrichment valve) | | | |
| 1 | | Gasket (sec. metering body & bowl) | | | |
| 1 | | Gasket (throttle body) | | | |
| 2 | | Needle & seat assy. | | | |
| 2 | | "E" clip (float retainer) | | | |
| 1 | | "E" clip (sec. diap. link) | | | |
| 1 | | Diaphragm assy (pump) | | | |
| | D6PZ 9A586-A | R/b D6PZ 9A586-C (6/78) | | D8PZ 9A586-E | |
| | *CT-1072-A | | | *CT-1072-C | |
| Consists of | | | Consists of | | |
| 2 | D6PZ 9J500-A | Limiter | 2 | D6PZ 9J500-A | Limiters |
| 1 | D5PZ 9502-A | Gasket set | 1 | D7VZ 9B544-A | Piston assy. |
| 1 | D5AZ 9564-A | Valve assy | 1 | 72775-S | Pin |
| 1 | D5VE 9566-AA | Valve | 1 | D5VZ 9516-A | Gasket |
| 1 | D5VE 9567-AA | Seat | 1 | D1ZZ 9229-A | Gasket |
| 1 | C7AZ 9572-A | Cup | 1 | D8AZ 9561-E | Gasket |
| | D6PZ 9A586-C | | 1 | D2AZ 9871-A | Gasket |
| | *CT-1072-B | | 1 | D7VZ 9C477-A | Gasket |
| Consists of | | | 1 | D5VZ 9A980-A | Gasket |
| 2 | D6PZ 9J500-A | Limiter | 1 | 387328 | "O" ring |
| 1 | D6PZ 9502-B | Gasket kit | 1 | D6VZ 9A953-A | Gasket |
| 1 | D7VZ 9B544-A | Piston assy. | 1 | D5TE 9A955-AA | Gasket |
| 1 | D5AZ 9564-A | Valve assy. | 1 | D7VZ 9B567-A | Gasket |
| 1 | D5VE 9566-AA | Valve | 1 | D5AZ 9564-A | Kit (valve & seat) |
| 1 | D5VE 9567-AA | Seat | 1 | D6AZ 9564-A | Kit (valve & seat) |
| | | | 1 | | Float gauge |
| | | | 1 | | Inst. sheet |

**1973/79
TRUCK SERIES 100/500**

| QTY. | PART NUMBER | DESCRIPTION | QTY. | PART NUMBER | DESCRIPTION |
|------|---------------------|--------------------|------|----------------------|-----------------------------------|
| | D8PZ 9A586-F | | | D9PZ 9A586-AA | |
| | *CT-1195 | | | *CT-1275 | |
| | Consists of | | | Consists of | |
| 2 | D6PZ 9J500-A | Limiters | 2 | D9PZ 9J500-A | Cap (idle limiter) |
| 1 | D7AZ 9A565-A | Valve (enrichment) | 1 | D6PZ 9A565-A | Valve assembly (power (2 stage)) |
| 1 | 374370-S | Gasket | 2 | EAA 9569-A | Gasket (sight plug) |
| 1 | B8A 9853-A | Gasket | 2 | EAD 99502-A | "O" ring (fuel line tube) |
| 1 | B8AZ 9A536-A | Gasket | 2 | EDB 9853-B | Gasket (sec. diaph. & choke hsg.) |
| 1 | D1AZ 9871-A | Gasket | 1 | B7A 9871-B | Gasket (choke cover) |
| 1 | D7AZ 9C477-A | Gasket | 1 | | Gasket (inlet filter) |
| 1 | D9AZ 9561-B | Gasket | 2 | B7AE 9580-A | Gasket (pump nozzle) |
| 1 | D8AZ 9564-A | Kit (valve & seat) | 1 | 355262-S | Gasket (throttle body screw) |
| 1 | 377918-S8B | Retainer | 8 | EDB 99885-A | Gasket (fuel bowl screw) |
| 1 | D5AZ 9B559-A | Diaphragm | 1 | D1ZE 9C308-AA | Gasket (inlet filter nut) |
| 1 | 371350-S | Ball | 1 | D9PZ 9A518-A | Gasket (sec. metering plate) |
| 1 | C4AZ 9576-A | Valve | 2 | D4PE 99502-AA | "O" ring (pump transfer tube) |
| 1 | D2AZ 9825-A | Retainer | 1 | D3AF 9A588-A | Gasket (power valve) |
| 1 | | Float gauge | 1 | D0PF 9A518-A | Gasket (sec. metering body) |
| 1 | | Inst. sheet | 1 | D9PZ 9516-A | Gasket (throttle body) |
| | D8PZ 9A586-G | | 1 | D9PZ 9561-A | Gasket (primary fuel bowl) |
| | *CT-1196 | | 1 | D9PZ 9A518-B | Gasket (primary metering body) |
| | Consists of | | 1 | D9PZ 9871-A | Gasket (choke cover) |
| 2 | D6PZ 9J500-A | Limiters | 1 | D9TE 9C477-BC | Gasket (flange insulator) |
| 1 | D5ZZ 9A565-A | Valve (enrichment) | 2 | C4PF 9564-A | Assembly (inlet needle & seat) |
| 1 | 374370-S | Gasket | 1 | 353610-S5 | Retainer (choke rod) |
| 1 | B8A 9853-A | Gasket | 2 | 351826-S | Retainer (float) |
| 1 | B8AZ 9A536-A | Gasket | 2 | 97407-S2 | Retainer (diaphragm link) |
| 1 | D1AZ 9871-A | Gasket | 1 | EDJ 9503-A | Diaphragm assembly (secondary) |
| 1 | D7AZ 9C477-A | Gasket | 1 | D6PZ 9B559-A | Diaphragm assembly (pump) |
| 1 | D7AZ 9A953-A | Gasket | 1 | EAA 9576-A | Ball (secondary diaphragm check) |
| 1 | D5AE 9A955-AA | Gasket | 1 | | Instruction sheet |
| 1 | D9AZ 9561-C | Gasket | | D9PZ 9A586-F | |
| 1 | D8AZ 9564-A | Kit (valve & seat) | | *CT-1257 | |
| 1 | 377918-S8B | Retainer | | Consists of | |
| 1 | D5AZ 9B559-A | Diaphragm | 2 | D6PE 9J500-AA | Cap (idle limiter) |
| 1 | 371350-S | Ball | 1 | D9TE 9G551-BA | Enrichment valve assy. (2 stage) |
| 1 | C4AZ 9576-A | Valve | 1 | D1AF 9871-AA | Gasket (choke cover) |
| 1 | D2AZ 9825-A | Retainer | 1 | D7AE 9C477-AB | Gasket (flange insulator) |
| 1 | | Float gauge | 1 | D3AF 9A588-AA | Gasket (enrichment valve) |
| 1 | | Inst. sheet | 1 | D9AE 9561-CA | Gasket (float bowl) |
| | D8PZ 9A586-H | | 1 | 374370-S | Gasket (pump nozzle screw) |
| | *CT-1194 | | 1 | C2AF 9853-A | Gasket (choke housing) |
| | Consists of | | 1 | C2AF 9E516-A | Gasket (enrichment valve cover) |
| 1 | D6PZ 9J500-A | Limiters | 1 | C2AF 9A587-A | Gasket (Venturi cluster) |
| 1 | D8PZ 9B501-A | Seal | 1 | D2AF 9566-AA | Valve (fuel inlet needle) |
| 1 | D7PZ 9564-A | Valve & seat | 1 | D4AE 9E845-AA | Shield (fuel inlet seat) |
| 1 | 353161-S | Retainer | 1 | D4AE 9567-AA | Seat (fuel inlet needle) |
| 1 | D1DZ 9599-A | Retainer | 1 | D8AE 9B530-AA | Retainer clip (fuel inlet needle) |
| 1 | C70Z 9B559-A | Diaphragm | 1 | D2AF 9B546-AA | Retainer (float pin) |
| 1 | D2DZ 9576-A | Ball | 1 | D8AE 9B546-AB | Retainer (float pin) |
| 1 | D5DZ 9544-A | Tube | 1 | 377918-S2 | Retainer (choke rod) |
| 1 | D5DZ 9562-A | Grommet | 1 | D5AE 9B559-BA | Diaphragm assembly (pump) |
| 1 | | Plug | 1 | 371350-S | Check ball (pump discharge) |
| 1 | | Float gauge | 1 | C4AF 9576-A | Valve (pump inlet check) |
| 1 | | Inst. sheet | 1 | D2AF 9N710-AA | Retainer (pump rod) |
| | | | 1 | | Gauge (float level) |
| | | | 1 | | Instruction sheet |
| | | | 1 | | Instruction sheet |

1973/79
TRUCK SERIES 100/500

| QTY. | PART NUMBER | DESCRIPTION | QTY. | PART NUMBER | DESCRIPTION |
|------|---------------|-----------------------------------|------|---------------|----------------------------------|
| | D9PZ 9A586-G | | | D9PZ 9A586-M | --- Cont'd |
| | *CT-1258 | | | *CT-1263 | |
| | Consists of | | | Consists of | |
| 2 | D6PE 9J500-AA | Cap (idle limiter) | 1 | D4AZ 9E845-A | Shield, fuel inlet seat |
| 1 | D9TE 9G551-AA | Enrichment valve assy. (2 stage) | 1 | D4AE 9567-AA | Seat, fuel inlet needle |
| 1 | D1AF 9871-AA | Gasket (choke cover) | 1 | D8AE 9B530-AA | Retainer clip, fuel inlet needle |
| 1 | D7AE 9A953-AA | Gasket (alt. comp. mounting) | 1 | D2AF 9B546-AA | Retainer, float pin |
| 1 | D5AE 9A955-AA | Gasket (alt. comp. housing) | 1 | D8AE 9B546-AB | Retainer, float pin |
| 1 | D7AE 9C477-AB | Gasket (flange insulator) | 1 | 377918-S2 | Retainer, choke rod |
| 1 | D3AF 9A588-AA | Gasket (enrichment valve) | 1 | D5AZ 9B559-A | Diaphragm assembly, pump |
| 1 | D9AE 9561-CA | Gasket (float bowl) | 1 | 371350-S | Check ball, pump discharge |
| 1 | 374370-S | Gasket (pump nozzle screw) | 1 | C4AZ 9576-A | Valve, pump inlet check |
| 1 | C2AF 9853-A | Gasket (choke housing) | 1 | D2AZ 9825-A | Retainer, pump rod |
| 1 | C2AF 9E516-A | Gasket (enrichment valve cover) | 1 | | Gauge, float level |
| 1 | C2AF 9A587-A | Gasket (Venturi cluster) | 1 | | Instruction sheet |
| 1 | D2AF 9566-AA | Valve (fuel inlet needle) | 1 | | Instruction sheet |
| 1 | D4AE 9E845-AA | Shield (fuel inlet seat) | | D9PZ 9A586-Z | |
| 1 | D4AE 9567-AA | Seat (fuel inlet needle) | | *CT-1274 | |
| 1 | D8AE 9B530-AA | Retainer clip (fuel inlet needle) | | Consists of | |
| 1 | D2AF 9B546-AA | Retainer (float pin) | 2 | | Cap, idle limiter |
| 1 | D8AE 9B546-AB | Retainer (float pin) | 1 | | Valve assembly, power (2 stage) |
| 1 | 377918-S2 | Retainer (choke rod) | 1 | | Gasket, sight plug |
| 1 | D5AE 9B559-BA | Diaphragm assembly (pump) | 2 | | "O" ring, fuel line tube |
| 1 | 371350-S | Check ball (pump discharge) | 2 | | Gasket, sec. diaph. & choke hsg. |
| 1 | C4AF 9576-A | Valve (pump inlet check) | 1 | | Gasket, choke cover |
| 1 | D2AF 9N710-AA | Retainer (pump rod) | 1 | | Gasket, inlet filter |
| 1 | | Gauge (float level) | 2 | | Gasket, pump nozzle |
| 1 | | Instruction sheet | 1 | | Gasket, throttle body screw |
| 1 | | Instruction sheet | 8 | | Gasket, fuel bowl screw |
| | D9PZ 9A586-M | | 1 | | Gasket, inlet filter nut |
| | *CT-1263 | | 1 | | Gasket, sec. metering plate |
| | Consists of | | 2 | | "O" ring, pump transfer tube |
| 2 | D6PZ 9J500-A | Cap, idle limiter | 1 | | Gasket, power valve |
| 1 | D5AZ 9A565-B | Enrichment valve assy. (8.5" Hg) | 1 | | Gasket, throttle body |
| 1 | D1AF 9871-AA | Gasket, choke cover | 1 | | Gasket, primary fuel bowl |
| 1 | D7AZ 9C477-A | Gasket, flange insulator | 1 | | Gasket, primary metering body |
| 1 | C2AF 9A588-B | Gasket, enrichment valve | 1 | | Gasket, choke cover |
| 1 | D9AZ 9561-C | Gasket, float bowl | 1 | | Gasket, flange insulator |
| 1 | 374370-S | Gasket, pump nozzle screw | 1 | | Gasket, sec. metering body |
| 1 | B8A 9853-A | Gasket, choke housing | 2 | | Assembly, inlet needle and seat |
| 1 | B7A 9563-A | Gasket, enrichment valve cover | 2 | | Screw, choke plate |
| 1 | B8AZ 9A536-A | Gasket, venturi cluster | 1 | | Nozzle, pump discharge |
| 1 | D2AF 9566-AA | Valve, fuel inlet needle | 1 | | Retainer, choke rod |
| | | | 1 | | Retainer, float |
| | | | 2 | | Retainer, diaphragm link |
| | | | 1 | | Diaphragm assembly, secondary |
| | | | 1 | | Diaphragm assembly, pump |
| | | | 1 | | Ball, secondary diaphragm check |
| | | | 1 | | Instruction sheet |

**1973/79
TRUCK SERIES 100/500**

| QTY. | PART NUMBER | DESCRIPTION | QTY. | PART NUMBER | DESCRIPTION |
|------|---------------|------------------------------------|------|---------------|-------------------------------------|
| | D6PZ 9A586-AE | | | D6PZ 9A586-AF | |
| | *CT-1157-A | | | *CT-1071-B | |
| | Consists of | | | Consists of | |
| 2 | | Cap, idle limiter | 2 | | Cap, idle limiter |
| 1 | | Assy., enrichment valve (2 stage) | 1 | | Assembly, enrichment valve |
| 2 | | Gasket, sight plug | 2 | | Gasket, sight plug |
| 2 | | "O" ring, fuel connector tube | 2 | | "O" ring, fuel connector tube |
| 2 | | "O" ring, balance tube | 2 | | "O" ring, balance tube |
| 3 | | Gasket, choke & sec. diaph. hsg. | 2 | | Gasket, choke & sec. diaph. housing |
| 1 | | Gasket, choke cover | 1 | | Gasket, choke cover |
| 2 | | Gasket, idle adj. needle | 2 | | Gasket, idle adj. needle |
| 2 | | Gasket, pump discharge nozzle | 2 | | Gasket, pump discharge nozzle |
| 8 | | Gasket, bowl screw | 1 | | Gasket, enrichment valve |
| 1 | | Gasket, sec. metering plate | 8 | | Gasket, bowl screw (1974) |
| 1 | | Gasket, fuel inlet fitting | 1 | | Gasket, sec. metering plate |
| 2 | | "O" ring, pump transfer tube | 1 | | Gasket, fuel inlet fitting |
| 1 | | Gasket, primary fuel bowl | 2 | | "O" ring, pump transfer tube |
| 1 | | Gasket, primary metering body | 1 | | Gasket, primary fuel bowl |
| 1 | | Gasket, enrichment valve (2 stage) | 1 | | Gasket, primary metering body |
| 1 | | Gasket, sec. metering body & bowl | 8 | | Gasket, bowl screw (1974) |
| 1 | | Gasket, throttle body | 1 | | Gasket, sec. metering body & bowl |
| 1 | | Gasket, flange insulator | 1 | | Gasket, throttle body |
| 2 | | Assembly, needle & seat | 1 | | Gasket, flange insulator |
| 2 | | E Clip, float retainer | 2 | | Assembly, needle & seat |
| 1 | | E Clip, sec. diaph. link retainer | 2 | | E Clip, float retainer |
| 1 | | Diaphragm assembly, pump | 1 | | Diaphragm assembly, pump |
| 1 | | Instruction sheet | 1 | | Instruction sheet |

1973/79
TRUCK SERIES 100/500

IDENTIFICATION CHART

| IDENTIFICATION | SERVICE AIR CLEANER | SERVICE ELEMENT ASSY. | IDENTIFICATION | SERVICE AIR CLEANER | SERVICE ELEMENT ASSY. |
|-------------------------------------|---------------------|------------------------|----------------|---------------------|------------------------|
| 9600 CLEANER ASSY. (CARBURETOR AIR) | | | | | |
| Notes: @ Oil bath type | | | | | |
| C4TF 9600-A | C4TZ 9600-S | @ | D5AF 9600-HB | D5AZ 9600-H | D2AZ 9601-A *FA-97 |
| C4TF 9600-S | C4TZ 9600-S | @ | | | |
| C9TF 9600-A | D3TZ 9600-N | @ | D5BF 9600-AA | D5BZ 9600-A | D2AZ 9601-A *FA-97 |
| C9TF 9600-B | C9TZ 9600-B | @ | | | |
| C9TF 9600-J | C9TZ 9600-B | @ | D5DF 9600-DA | D6DZ 9600-B | C8TZ 9601-A *FA-52 |
| D2AF 9600-BC | D2AZ 9600-B | D2AZ 9601-A *FA-97 | | | |
| | | | D5HF 9600-DA | D3TZ 9600-L | @ |
| D2TF 9600-BA | C4TZ 9600-S | @ | D5TF 9600-CA | D5TZ 9600-C | D7AZ 9601-A *FA-612 |
| D2TF 9600-CA | D3TZ 9600-N | @ | | | |
| D2TF 9600-EA | C9TZ 9600-B | @ | D5TF 9600-DA | D5TZ 9600-D | D7AZ 9601-A *FA-612 |
| D3TF 9600-AA | D3TZ 9600-A | @ | | | |
| D3TF 9600-CA | D3TZ 9600-C | @ | D5TF 9600-GA | D5TZ 9600-G | @ |
| D3TF 9600-EA | D3TZ 9600-E | @ | D5TF 9600-GB | D5TZ 9600-G | @ |
| D3TF 9600-FA | D3TZ 9600-F | C8TZ 9601-A *FA-52 | D5TF 9600-LA | D5TZ 9600-L | D7AZ 9601-A *FA-612 |
| | | | | | |
| D3TF 9600-GA | D3TZ 9600-T | C8TZ 9601-A *FA-52 | D5TF 9600-LC | D6TZ 9600-F | D7AZ 9601-A *FA-612 |
| | | | | | |
| D3TF 9600-GB | D3TZ 9600-T | C8TZ 9601-A *FA-52 | D5TF 9600-MA | D5TZ 9600-M | @ |
| | | | D5TF 9600-PB | D6TZ 9600-C | @ |
| D3TF 9600-HA | D3TZ 9600-R | D7AZ 9601-A *FA-612 | D5TF 9600-PC | D6TZ 9600-C | @ |
| | | | D5TF 9600-RB | D5TZ 9600-R | @ |
| D3TF 9600-JA | D3TZ 9600-J | @ | D5TF 9600-RD | D6TZ 9600-G | @ |
| D3TF 9600-KB | D3TZ 9600-S | D7AZ 9601-A *FA-612 | D5TF 9600-UA | D5TZ 9600-U | D7AZ 9601-A *FA-612 |
| | | | | | |
| D3TF 9600-LA | D3TZ 9600-L | @ | D5TF 9600-VA | D5TZ 9600-D | D7AZ 9601-A *FA-612 |
| D3TF 9600-NA | D3TZ 9600-N | @ | | | |
| D3TF 9600-RA | D3TZ 9600-R | D7AZ 9601-A *FA-612 | D5TF 9600-YA | D5TZ 9600-M | @ |
| | | | D5TF 9600-ZA | D4TZ 9600-D | @ |
| D3TF 9600-SA | D3TZ 9600-U | D7AZ 9601-A *FA-612 | D5UF 9600-FB | D5UZ 9600-F | D2AZ 9601-A *FA-97 |
| | | | | | |
| D3UF 9600-AB | D3UZ 9600-A | C20Z 9601-A *FA-3 | D5UF 9600-FC | D5UZ 9600-F | D2AZ 9601-A *FA-97 |
| | | | | | |
| D3UF 9600-BA | D3UZ 9600-B | D2AZ 9601-A *FA-97 | D5UF 9600-FD | D5UZ 9600-F | D2AZ 9601-A *FA-97 |
| | | | | | |
| D4AF 9600-AB | D4AZ 9600-A | D2AZ 9601-A *FA-97 | D5UF 9600-GA | D5UZ 9600-G | C20Z 9601-A *FA-3 |
| | | | | | |
| D4TF 9600-AB | D4TZ 9600-A | D7AZ 9601-A *FA-612 | D5UF 9600-HA | D5UZ 9600-G | C20Z 9601-A *FA-3 |
| | | | | | |
| D4TF 9600-BB | D4TZ 9600-B | D7AZ 9601-A *FA-612 | D5UF 9600-LA | D5UZ 9600-L | D7AZ 9601-A *FA-612 |
| | | | | | |
| D4TF 9600-CA | D4TZ 9600-C | @ | D5UF 9600-LB | D5UZ 9600-L | D7AZ 9601-A *FA-612 |
| D4TF 9600-DA | D4TZ 9600-D | @ | | | |
| D4TF 9600-EB | D4TZ 9600-E | D7AZ 9601-A *FA-612 | D6BF 9600-BA | D6DZ 9600-B | C8TZ 9601-A *FA-52 |
| | | | | | |
| D4TF 9600-EC | D4TZ 9600-E | D7AZ 9601-A *FA-612 | D6HF 9600-AB | D7HZ 9600-B | D4HZ 9601-A *FA-586 |
| | | | | | |
| D4TF 9600-FB | D4TZ 9600-F | D7AZ 9601-A *FA-612 | D6HF 9600-DA | D7HZ 9600-A | D4HZ 9601-B *FA-587 |
| | | | | | |
| D4TF 9600-GA | D4TZ 9600-G | @ | D60F 9600-DA | D60Z 9600-D | D2AZ 9601-A *FA-97 |
| D4UF 9600-AB | D4UZ 9600-A | D2AZ 9601-A *FA-97 | | | |
| | | | D6TF 9600-AA | D6TZ 9600-A | C8TZ 9601-A *FA-52 |
| D4UF 9600-BA | D4UZ 9600-B | C20Z 9601-A *FA-3 | | | |
| | | | D6TF 9600-BA | D6TZ 9600-B | @ |
| | | | D6TF 9600-CA | D6TZ 9600-C | @ |

1973/79
TRUCK SERIES 100/500

IDENTIFICATION CHART

| IDENTIFICATION | SERVICE AIR CLEANER | SERVICE ELEMENT ASSY. | IDENTIFICATION | SERVICE AIR CLEANER | SERVICE ELEMENT ASSY. |
|--|------------------------|--------------------------|----------------|------------------------|--------------------------|
| 9600 CLEANER ASSY. (CARBURETOR AIR) — Cont'd | | | | | |
| Notes: @ Oil bath type | | | | | |
| D6TF 9600-GA | D7TZ 9600-J | D7AZ 9601-A *FA-612 | D7TE 9600-ABA | D7TZ 9600-AA | @ |
| D6TF 9600-KA | D7TZ 9600-T | @ | D7TE 9600-ACA | D7TZ 9600-AB | C20Z 9601-A *FA-3 |
| D6TF 9600-LA | D6TZ 9600-J | @ | D7UF 9600-AC | D7UZ 9600-A | D2AZ 9601-A *FA-97 |
| D6TF 9600-MA | D6TZ 9600-K | @ | D8TE 9600-BB | D8TZ 9600-B | D2AZ 9601-A *FA-97 |
| D6TF 9600-NA | D6TZ 9600-L | C8TZ 9601-A *FA-52 | D8TE 9600-BC | D8TZ 9600-B | D2AZ 9601-A *FA-97 |
| D6TF 9600-PA | D6TZ 9600-M | C8TZ 9601-A *FA-52 | D8TE 9600-CA | D8TZ 9600-C | @ |
| D6UF 9600-AA | D6UZ 9600-A | D2AZ 9601-A *FA-97 | D8TE 9600-DB | D8TZ 9600-D | D2AZ 9601-A *FA-97 |
| D6UF 9600-BA | D6UZ 9600-B | C20Z 9601-A *FA-3 | D8TE 9600-DC | D8TZ 9600-D | D2AZ 9601-A *FA-97 |
| D6UF 9600-CA | D7UZ 9600-C | D7AZ 9601-A *FA-612 | D8TE 9600-GA | D8TZ 9600-G | @ |
| D6UF 9600-DA | D6UZ 9600-C | C20Z 9601-A *FA-3 | D8TE 9600-HB | D8TZ 9600-H | D7AZ 9601-A *FA-612 |
| D6UF 9600-EA | D6UZ 9600-D | C20Z 9601-A *FA-3 | D8TE 9600-JB | D8TZ 9600-J | D2AZ 9601-A *FA-97 |
| D7HT 9600-LA | D7HZ 9600-A | D4HZ 9601-B *FA-587 | D8TE 9600-JC | D8TZ 9600-J | D2AZ 9601-A *FA-97 |
| D7HT 9600-NA | D7HZ 9600-B | D4HZ 9601-A *FA-586 | D8TE 9600-KB | D8TZ 9600-D | D2AZ 9601-A *FA-97 |
| D7TE 9600-AA | D7TZ 9600-L | @ | D8TE 9600-KC | D8TZ 9600-D | D2AZ 9601-A *FA-97 |
| D7TE 9600-BB | D7TZ 9600-Q | D2AZ 9601-A *FA-97 | D8TE 9600-LB | D8TZ 9600-L | D2AZ 9601-A *FA-97 |
| D7TE 9600-BC | D7TZ 9600-V | D2AZ 9601-A *FA-97 | D8TE 9600-LC | D8TZ 9600-L | D2AZ 9601-A *FA-97 |
| D7TE 9600-DB | D7TZ 9600-K | D2AZ 9601-A *FA-97 | D8TE 9600-MA | D8TZ 9600-G | @ |
| D7TE 9600-EA | D7TZ 9600-N | C20Z 9601-A *FA-3 | D8TE 9600-NB | D8TZ 9600-N | C20Z 9601-A *FA-3 |
| D7TE 9600-FA | D7TZ 9600-M | D2AZ 9601-A *FA-97 | D8TE 9600-RA | D8TZ 9600-R | @ |
| D7TE 9600-FB | D7TZ 9600-M | D2AZ 9601-A *FA-97 | D8TE 9600-SA | D9TZ 9600-D | @ |
| D7TE 9600-GB | D7TZ 9600-X | @ | D8TE 9600-UB | D8TZ 9600-B | D2AZ 9601-A *FA-97 |
| D7TE 9600-HB | D7TZ 9600-Y | @ | D8TE 9600-UC | D8TZ 9600-B | D2AZ 9601-A *FA-97 |
| D7TE 9600-JA | D7TZ 9600-W | C8TZ 9601-A *FA-52 | D8TE 9600-VA | D8TZ 9600-C | @ |
| D7TE 9600-MA | D7TZ 9600-S | D2AZ 9601-A *FA-97 | D8TE 9600-ACA | D8TZ 9600-AC | C8TZ 9601-A *FA-52 |
| D7TE 9600-NA | D8TZ 9600-G | @ | D8TE 9600-ADA | D8TZ 9600-AD | C20Z 9601-A *FA-3 |
| D7TE 9600-PB | D7TZ 9600-B | @ | D8TE 9600-AEA | D8TZ 9600-AE | D7AZ 9601-A *FA-612 |
| D7TE 9600-PC | D7TZ 9600-B | @ | D8TE 9600-AHB | D8TZ 9600-AF | C8TZ 9601-A *FA-52 |
| D7TE 9600-RA | D7TZ 9600-L | @ | D8TE 9600-AHA | D8TZ 9600-AF | C8TZ 9601-A *FA-52 |
| D7TE 9600-TA | D7TZ 9600-A | D2AZ 9601-A *FA-97 | D8UE 9600-AB | D8UZ 9600-A | D2AZ 9601-A *FA-97 |
| D7TE 9600-UA | D7TZ 9600-U | @ | D8UE 9600-AC | D8UZ 9600-A | D2AZ 9601-A *FA-97 |
| D7TE 9600-VA | D7TZ 9600-T | @ | D8UE 9600-CB | D8UZ 9600-C | D7AZ 9601-A *FA-612 |
| D7TE 9600-YA | D7TZ 9600-AD | @ | | | |
| D7TE 9600-ZA | D7TZ 9600-AC | C20Z 9601-A *FA-3 | | | |
| D7TE 9600-AAA | D7TZ 9600-Z | D2AZ 9601-A *FA-97 | | | |

1973/79
TRUCK SERIES 100/500

IDENTIFICATION CHART

| IDENTIFICATION | SERVICE AIR CLEANER | SERVICE ELEMENT ASSY. | IDENTIFICATION | SERVICE AIR CLEANER | SERVICE ELEMENT ASSY. |
|----------------|---|------------------------|----------------|---------------------|------------------------|
| 9600 | CLEANER ASSY. (CARBURETOR AIR) — Cont'd | | | | |
| Notes: | @ Oil bath type | | | | |
| D8UE 9600-CC | D8UZ 9600-C | D7AZ 9601-A *FA-612 | D9TE 9600-GB | D9TZ 9600-C | C20Z 9601-A *FA-3 |
| D8UE 9600-DB | D8UZ 9600-D | C20Z 9601-A *FA-3 | D9TE 9600-HA | D9TZ 9600-A | @ |
| D8UE 9600-EB | D8UZ 9600-E | C20Z 9601-A *FA-3 | D9TE 9600-LA | D9TZ 9600-B | @ |
| D8UE 9600-GA | D8UZ 9600-F | D7AZ 9601-A *FA-612 | D9TE 9600-MA | D9TZ 9600-E | @ |
| D8UE 9600-HA | D8UZ 9600-K | | D9TE 9600-NA | D9TZ 9600-F | @ |
| D8UE 9600-JA | D8UZ 9600-G | D7AZ 9601-A *FA-612 | D9TE 9600-PA | D9UZ 9600-F | D7AZ 9601-A *FA-612 |
| D9TE 9600-CA | D9UZ 9600-C | D7AZ 9601-A *FA-612 | D9TE 9600-ZA | D9TZ 9600-F | @ |
| D9TE 9600-DB | D9TZ 9600-G | C20Z 9601-A *FA-3 | D9UE 9600-CA | D9UZ 9600-F | D7AZ 9601-A *FA-612 |
| D9TE 9600-EB | D9TZ 9600-D | @ | D9UE 9600-DA | D9UZ 9600-D | D2AZ 9601-A *FA-97 |
| | | | D9UE 9600-EA | D9UZ 9600-E | C20Z 9601-A *FA-3 |
| | | | D9UE 9600-GA | D9UZ 9600-F | D7AZ 9601-A *FA-612 |

| YEAR | MODEL/RESTRICTIONS | ENGINE | | PART NUMBER | | DESCRIPTION |
|--------|--------------------------------|--------|--------------------|-------------------|---------|-------------|
| | | CYL. | C.I.D. (C.C.D.) | AIR CLEANER ASSY. | ELEMENT | |
| 9600 | CLEANER ASSY. (CARBURETOR AIR) | | | | | |
| Notes: | @ Oil bath type | | | | | |

"PARTS ARE LISTED ACCORDING TO VEHICLE, ENGINE, TRANSMISSION AND AVAILABLE EQUIPMENT; HOWEVER, DUE TO VARIANCES IN CALIBRATION IT IS ESSENTIAL THAT PART NUMBER IDENTIFICATION OF THE REPLACED PART BE THE SAME AS ONE OF THE IDENTIFICATION NUMBERS LISTED IN THE DESCRIPTION COLUMN OF THE RELATED SERVICE PART NUMBER."

APPLICATION CHART
6 CYLINDER

B500

| | | | | | | |
|-------|-----------------------------|---|-----|-------------|---|--|
| 73/76 | B500- "Before Ser. C50,001" | 6 | 300 | D3TZ 9600-N | @ | |
| 76/77 | B500- "From Ser. C50,001" | 6 | 300 | D6TZ 9600-J | @ | |

E100/350

| | | | | | | |
|-------|--|---|-----|-------------|----------------------|------------------|
| 73/74 | E100/300 | 6 | 240 | D3UZ 9600-A | C20Z 9601-A *FA-3 | |
| 73/74 | E300 (89) | 6 | 300 | | | |
| 74 | E100/200 -- T/E | 6 | 300 | D4UZ 9600-B | C20Z 9601-A *FA-3 | |
| 74 | E300 (82) -- T/E | 6 | 300 | | | |
| 75 | E100/350 | 6 | 300 | D5UZ 9600-G | C20Z 9601-A *FA-3 | Tear-drop shaped |
| 76 | E150/350- "Before Ser. C25,001" | 6 | 300 | | | |
| 76 | E100 -- exc. Calif. and Canada "Before Ser. A50,001" | 6 | 300 | | | |
| 76 | E100 -- M/T - Canada- "Before Ser. C25,001" | 6 | 300 | | | |
| 76 | E100 -- M/T - Canada- "From Ser. C50,001" | 6 | 300 | D6UZ 9600-D | C20Z 9601-A *FA-3 | Tear-drop shaped |
| 76/77 | E150/350- "From Ser. C50,000" | 6 | 300 | | | |
| 76 | E100 -- w/Calif. emission- "Before Ser. C25,001" | 6 | 300 | D6UZ 9600-B | C20Z 9601-A *FA-3 | Tear-drop shaped |
| 76 | E100 -- A/T-Canada | 6 | 300 | | | |
| 76 | E100 -- exc. Calif. emission and Canada "From Ser. A50,001" | 6 | 300 | | | |

1973/79
TRUCK SERIES 100/500

| YEAR | MODEL/RESTRICTIONS | ENGINE | | PART NUMBER | | DESCRIPTION |
|--------|---|--------|--------------------|-------------------|---------|-------------|
| | | CYL. | C.I.D. (C.C.D.) | AIR CLEANER ASSY. | ELEMENT | |
| 9600 | CLEANER ASSY. (CARBURETOR AIR) — Cont'd | | | | | |
| Notes: | @ Oil bath type | | | | | |

APPLICATION CHART
6 CYLINDER

E100/350

| | | | | | | |
|-----|---|---|-----|--------------|----------------------|------------------|
| 76 | E100 -- w/Calif. emission— "From Ser. C25,001" | 6 | 300 | D6UZ 9600-C | C20Z 9601-A *FA-3 | Tear-drop shaped |
| 77 | E100 -- T/E and Canada | 6 | 300 | | | |
| 77 | E100 -- Pulse air -- exc. Canada | 6 | 300 | D7TZ 9600-AC | C20Z 9601-A *FA-3 | Tear-drop shaped |
| 78/ | E100 -- exc. Canada | 6 | 300 | D8TZ 9600-N | C20Z 9601-A *FA-3 | Tear-drop shaped |
| 78/ | E150/250 -- Calif. | 6 | 300 | | | |
| 78 | E100 -- Canada | 6 | 300 | D8UZ 9600-D | C20Z 9601-A *FA-3 | Tear-drop shaped |
| 79 | E150 -- Canada | 6 | 300 | | | |
| 78/ | E150/250--exc. Calif. | 6 | 300 | D8UZ 9600-E | C20Z 9601-A *FA-3 | Tear-drop shaped |
| 78 | E350 | | | | | |
| 79 | E100/250 | 6 | 300 | D9TZ 9600-C | @ | |
| 79 | E350 | 6 | 300 | D9UZ 9600-E | C20Z 9601-A *FA-3 | |

F100/350

| | | | | | | |
|-------|---|---|-----|-------------|-----------------------|--|
| 73/74 | F100 | 6 | 240 | D3TZ 9600-A | @ | |
| 74 | F100 | 6 | 300 | | | |
| 73/74 | F100 | 6 | 240 | D3TZ 9600-T | C8TZ 9601-A *FA-52 | |
| 74 | F100 | 6 | 300 | | | |
| 73/74 | F250/350 | 6 | 300 | D3TZ 9600-F | C8TZ 9601-A *FA-52 | |
| 75/76 | F150/350 "Before Ser. C50,001" | 6 | 300 | | | |
| 76 | F150/350 "From Ser. C50,001" | 6 | 300 | D6TZ 9600-L | C8TZ 9601-A *FA-52 | |
| 77 | F150/350 -- without A/C | 6 | 300 | | | |
| 73/74 | F250/350 | 6 | 300 | D3TZ 9600-E | @ | |
| 75/76 | F150/350 -- "Before Ser. C50,001" | 6 | 300 | | | |
| 76 | F150/350 -- "From Ser. C50,001" | 6 | 300 | D6TZ 9600-H | @ | |
| 75 | F100 | 6 | 300 | D6DZ 9600-B | C8TZ 9601-A *FA-52 | |
| 76 | F100 -- M/T-W/O Calif. emission— "Before Ser. A50,001" | 6 | 300 | | | |
| 76 | F100 -- A/T--exc. Calif. emission and Canada-- "Before Ser. A50,001" | 6 | 300 | | | |
| 76 | F100 -- A/T-w/Calif. emission | 6 | 300 | | | |
| 76 | F100 -- M/T-w/Calif. emission— "Before Ser. C50,001" | 6 | 300 | D6TZ 9600-A | C8TZ 9601-A *FA-52 | |
| 76 | F100 -- A/T--Canada— "Before Ser. C50,001" | 6 | 300 | | | |
| 76 | F100 -- exc Calif. emission and Canada-- "From Ser. A50,001 to C50,001" | 6 | 300 | | | |
| 76/77 | F100-- "From Ser. C50,001" | 6 | 300 | D6TZ 9600-M | C8TZ 9601-A *FA-52 | |
| 75 | F100 | 6 | 300 | D5TZ 9600-G | @ | |
| 76 | F100 -- A/T-w/Calif. emission | 6 | 300 | | | |
| 76 | F100 -- A/T--exc. Calif. emission and Canada-- "Before Ser. A50,001" | 6 | 300 | | | |
| 76 | F100 -- M/T--exc. Calif. emission— "Before Ser. A50,001" | 6 | 300 | | | |
| 76 | F100 -- M/T-w/Calif. emission— "Before Ser. C50,001" | 6 | 300 | D6TZ 9600-B | @ | |
| 76 | F100 -- A/T--Canada | 6 | 300 | | | |
| 76 | F100 -- exc. Calif. emission and Canada "From Ser. A50,000 to C50,001" | 6 | 300 | | | |

**1973/79
TRUCK SERIES 100/500**

| YEAR | MODEL/RESTRICTIONS | ENGINE | | PART NUMBER | | DESCRIPTION |
|--------|---|--------|--------------------|-------------------|---------|-------------|
| | | CYL. | C.I.D. (C.C.D.) | AIR CLEANER ASSY. | ELEMENT | |
| 9600 | CLEANER ASSY. (CARBURETOR AIR) — Cont'd | | | | | |
| Notes: | @ Oil bath type | | | | | |

**APPLICATION CHART
6 CYLINDER**

F100/350

| | | | | | | |
|-----|---|---|-----|--------------|-----------------------|------------------|
| 76 | F100 -- M/T-w/Calif. emission— "From Ser. C50,001" | 6 | 300 | D6TZ 9600-K | @ | |
| 76 | F100 -- A/T-Canada— "From Ser. C50,001" | 6 | 300 | | | |
| 76 | F100 -- exc. Calif. emission and Canada— "From Ser. C50,001" | 6 | 300 | | | |
| 77 | F100 -- T/E and Canada | 6 | 300 | D7TZ 9600-N | C20Z 9601-A *FA-3 | Tear-drop shaped |
| 77 | F100 -- Pulse air—exc. Canada | 6 | 300 | D7TZ 9600-AB | C20Z 9601-A *FA-3 | Tear-drop shaped |
| 77 | F150/350 -- with A/C | 6 | 300 | D7TZ 9600-W | C8TZ 9601-A *FA-52 | |
| 77 | F100 -- T/E "Before Ser. 080,001" | 6 | 300 | D7TZ 9600-U | @ | |
| 77 | F100 -- T/E (U.S.) "From Ser. 080,001 to Y00,001" | 6 | 300 | D7TZ 9600-X | @ | |
| 77 | F100 -- T/E (Canada) "From Ser. 080,001" | 6 | 300 | | | |
| 78 | F100 -- Canada | 6 | 300 | | | |
| 79 | F150 -- Canada | 6 | 300 | | | |
| 77 | F100 -- Pulse air (U.S.) "From Ser. Y00,001" | 6 | 300 | D7TZ 9600-AD | @ | |
| 77 | F150/350—"Before Ser. 080,001" | 6 | 300 | D7TZ 9600-T | @ | |
| 77 | F150/350—"From Ser. 080,001" | 6 | 300 | D7TZ 9600-Y | @ | |
| 78 | F100 -- Pulse air (U.S.) | 6 | 300 | D8TZ 9600-R | @ | Pulse air |
| 78 | F150/250 -- Calif. | 6 | 300 | | | |
| 79 | F100 -- Canadian emission | 6 | 300 | | | |
| 79 | F150 -- Calif. emission | 6 | 300 | | | |
| 78 | F150/250 -- exc. Calif. | 6 | 300 | D8TZ 9600-S | @ | |
| 78 | F350 | 6 | 300 | | | |
| 78/ | F150/250 -- exc. Calif. | 6 | 300 | D8TZ 9600-AC | C8TZ 9601-A *FA-52 | |
| 78/ | F350 | 6 | 300 | | | |
| 78 | F100 -- exc. Canada | 6 | 300 | D8TZ 9600-AD | C20Z 9601-A *FA-3 | Tear-drop shaped |
| 79 | F150/250 -- Calif. | 6 | 300 | | | |
| 78/ | F100 -- Canada (leaded fuel) | 6 | 300 | D8TZ 9600-AF | C8TZ 9601-A *FA-52 | |
| 79 | F350 | 6 | 300 | D9TZ 9600-D | @ | |
| 79 | F100 -- exc. Canada | 6 | 300 | D9TZ 9600-F | @ | |
| 79 | F150/250 | 6 | 300 | | | |
| 79 | F100/250 | 6 | 300 | D9TZ 9600-G | C20Z 9601-A *FA-3 | |

F500

| | | | | | | |
|-------|----------------------------|---|-----|-------------|---|--|
| 73/76 | F500—"Before Ser. C50,001" | 6 | 300 | D3TZ 9600-N | @ | |
| 76/77 | F500—"From Ser. C50,001" | 6 | 300 | D6TZ 9600-J | @ | |

P350/500

| | | | | | | |
|-------|--|---|-----|-------------|---|--|
| 73 | P350/500 -- with IMCO | 6 | 300 | C9TZ 9600-B | @ | |
| 73/76 | P350/500 -- with ev/em— "Before Ser. C50,001" | 6 | 300 | D3TZ 9600-E | @ | |
| 76/77 | P500—"From Ser. C50,001" | 6 | 300 | D6TZ 9600-H | @ | |

1973/79
TRUCK SERIES 100/500

| YEAR | MODEL/RESTRICTIONS | ENGINE | | PART NUMBER | | DESCRIPTION |
|--------|---|--------|--------------------|-------------------|---------|-------------|
| | | CYL. | C.I.D. (C.C.D.) | AIR CLEANER ASSY. | ELEMENT | |
| 9600 | CLEANER ASSY. (CARBURETOR AIR) — Cont'd | | | | | |
| Notes: | @ Oil bath type | | | | | |

APPLICATION CHART
8 CYLINDER

B500

| | | | | | | |
|-------|-----------------------|---|-----|-------------|------------------------|------------------------------------|
| 73 | B500 -- without ev/em | 8 | 330 | C4TZ 9600-S | @ | Use w/hot and underhood air system |
| 73/75 | B500 -- with ev/em | 8 | 330 | D3TZ 9600-L | @ | Use w/hot and underhood air system |
| 76/77 | B500 | 8 | 330 | D7HZ 9600-A | D4HZ 9601-B *FA-587 | Heavy duty |
| 76/77 | B500 | 8 | 330 | D7HZ 9600-B | D4HZ 9601-A *FA-586 | Standard |

E100/350

| | | | | | | |
|-------|-----------------------------|---|------|-------------|------------------------|--|
| 73 | E100/300 | 8 | 302 | D3UZ 9600-B | D2AZ 9601-A *FA-97 | |
| 74 | E100/300 | 8 | 302 | D4UZ 9600-A | D2AZ 9601-A *FA-97 | |
| 75 | E100/350 | 8 | 351W | D5UZ 9600-F | D2AZ 9601-A *FA-97 | |
| 75/76 | E250/350 | 8 | 460 | D5UZ 9600-L | D7AZ 9601-A *FA-612 | |
| 76 | E100/350 | 8 | 351W | D6UZ 9600-A | D2AZ 9601-A *FA-97 | |
| 77 | E100/350 | 8 | 351W | D7UZ 9600-A | D2AZ 9601-A *FA-97 | |
| 77 | E250/350 | 8 | 460 | D7UZ 9600-C | D7AZ 9601-A *FA-612 | |
| 78/ | E100/350 | 8 | 351W | D8UZ 9600-A | D2AZ 9601-A *FA-97 | |
| 78 | E350 -- Calif. | 8 | 460 | D8UZ 9600-C | D7AZ 9601-A *FA-612 | |
| 78 | E250 -- w/o Calif. emission | 8 | 460 | | | |
| 78 | E250 -- Calif. | 8 | 460 | D8UZ 9600-F | D7AZ 9601-A *FA-612 | |
| 78 | E250/350 -- exc. Calif. | 8 | 460 | D8UZ 9600-G | D7AZ 9601-A *FA-612 | |
| 79 | E100/250 | 8 | 302 | D9UZ 9600-D | D2AZ 9601-A *FA-97 | |
| 79 | E250/350 | 8 | 460 | D9UZ 9600-F | D7AZ 9601-A *FA-612 | Cut 11" from 38/320 tubing when replacing D9TE 9600-PA |

F100/350

| | | | | | | |
|----|---|---|---------|-------------|------------------------|--|
| 73 | F100 | 8 | 302 | D2AZ 9600-B | D2AZ 9601-A *FA-97 | |
| 73 | F250/350 | 8 | 360,390 | D3TZ 9600-R | D7AZ 9601-A *FA-612 | |
| 73 | F250/350--"Before Ser. S00,001" | 8 | 460 | | | |
| 73 | F100 -- w/Calif. emission "Before Ser. Q80,001" | 8 | 360,390 | | | |
| 73 | F100 -- w/o Calif. emission | 8 | 360 | | | |
| 73 | F100 -- w/o Calif. emission-- "Before Ser. R60,001" | 8 | 390 | | | |
| 73 | F250/350-- "From Ser. S00,001" | 8 | 460 | D3TZ 9600-U | D7AZ 9601-A *FA-612 | |

1973/79
TRUCK SERIES 100/500

| YEAR | MODEL/RESTRICTIONS | ENGINE | | PART NUMBER | | DESCRIPTION |
|--------|---|--------|--------------------|-------------------|---------|-------------|
| | | CYL. | C.I.D. (C.C.D.) | AIR CLEANER ASSY. | ELEMENT | |
| 9600 | CLEANER ASSY. (CARBURETOR AIR) — Cont'd | | | | | |
| Notes: | @ Oil bath type | | | | | |

APPLICATION CHART
8 CYLINDER

F100/350

| | | | | | |
|-------|---|---|---------|--------------|------------------------|
| 73 | F100 -- w/Calif. emission— "From Ser. Q80,001" | 8 | 360,390 | D3TZ 9600-S | D7AZ 9601-A *FA-612 |
| 73 | F100 -- w/o Calif. emission— "From Ser. R60,001" | 8 | 390 | | |
| 73 | F100 | 8 | 302 | D3TZ 9600-C | @ |
| 73 | F100/350 | 8 | 360,390 | D3TZ 9600-J | @ |
| 74 | F100 | 8 | 302 | D4AZ 9600-A | D2AZ 9601-A *FA-97 |
| 74 | F100 -- without T/E | 8 | 360 | D4TZ 9600-A | D7AZ 9601-A *FA-612 |
| 74 | F250/350 | 8 | 360,390 | | |
| 74 | F250 | 8 | 460 | | |
| 74 | F100 -- T/E | 8 | 360 | D4TZ 9600-B | D7AZ 9601-A *FA-612 |
| 74 | F100 | 8 | 390 | | |
| 74 | F100 | 8 | 302 | D4TZ 9600-C | @ |
| 74 | F250/350 | 8 | 360,390 | D4TZ 9600-D | @ |
| 74 | F100 -- without T/E | 8 | 360,390 | | |
| 75/76 | F150/350 | 8 | 390 | | |
| 74 | F100 | 8 | 460 | D4TZ 9600-E | D7AZ 9601-A *FA-612 |
| 74 | F350 | 8 | 460 | D4TZ 9600-F | D7AZ 9601-A *FA-612 |
| 74 | F100 -- T/E | 8 | 360 | D4TZ 9600-G | @ |
| 74 | F100 | 8 | 390 | | |
| 75 | F100—"Before Ser. W40,001" | 8 | 302 | D5AZ 9600-H | D2AZ 9601-A *FA-97 |
| 75 | F100—"From Ser. W40,001" | 8 | 302 | D5BZ 9600-A | D2AZ 9601-A *FA-97 |
| 76 | F100 | 8 | 302 | D60Z 9600-D | D2AZ 9601-A *FA-97 |
| 75/76 | F150/350 | 8 | 360 | D5TZ 9600-C | D7AZ 9601-A *FA-612 |
| 75/76 | F150/350 | 8 | 460 | D5TZ 9600-D | D7AZ 9601-A *FA-612 |
| 75/76 | F100—"Before Ser. A50,001" | 8 | 360,390 | D5TZ 9600-L | D7AZ 9601-A *FA-612 |
| 76 | F100—"From Ser. A50,001" | 8 | 360,390 | D6TZ 9600-F | D7AZ 9601-A *FA-612 |
| 75/76 | F150/350 | 8 | 360 | D5TZ 9600-M | @ |
| 75/76 | F100 | 8 | 302 | D6TZ 9600-C | @ |
| 75/76 | F100—"Before Ser. A50,001" | 8 | 360,390 | D5TZ 9600-R | @ |
| 76 | F100—"From Ser. A50,001" | 8 | 360,390 | D6TZ 9600-G | @ |
| 75/76 | F150/350 | 8 | 390 | D5TZ 9600-U | D7AZ 9601-A *FA-612 |
| 77 | F100 -- w/o Hi-altitude carb. | 8 | 302 | D7TZ 9600-K | D2AZ 9601-A *FA-97 |
| 77 | F100 -- w/Hi-altitude carb. | 8 | 302 | D7TZ 9600-S | D2AZ 9601-A *FA-97 |
| 77 | F100 | 8 | 302 | D7TZ 9600-L | @ |
| 77 | F150 | 8 | 302 | D7TZ 9600-Z | D2AZ 9601-A *FA-97 |
| 77 | F150 | 8 | 302 | D7TZ 9600-AA | @ |

1973/79
TRUCK SERIES 100/500

| YEAR | MODEL/RESTRICTIONS | ENGINE | | PART NUMBER | | DESCRIPTION |
|--------|---|--------|--------------------|-------------------|---------|-------------|
| | | CYL. | C.I.D. (C.C.D.) | AIR CLEANER ASSY. | ELEMENT | |
| 9600 | CLEANER ASSY. (CARBURETOR AIR) — Cont'd | | | | | |
| Notes: | @ Oil bath type | | | | | |

APPLICATION CHART

8 CYLINDER

F100/350

| | | | | | | |
|-----|---|---|--------------|--------------|------------------------|--|
| 77 | F100 -- M/T | 8 | 400 | D7TZ 9600-A | D2AZ 9601-A *FA-97 | |
| 77 | F100 -- w/o Hi-altitude carb. | 8 | 351M | | | |
| 77 | F150/350 | 8 | 351M, 400 | | | |
| 77 | F100 -- w/Hi-altitude carb. | 8 | 351M | D7TZ 9600-M | D2AZ 9601-A *FA-97 | |
| 77 | F100 -- w/o Hi-altitude carb. — "Before Ser. 060,001" | 8 | 351M, 400 | D7TZ 9600-Q | D2AZ 9601-A *FA-97 | |
| 77 | F100 -- w/o Hi-altitude carb. — "From Ser. 060,001" | 8 | 351M, 400 | D7TZ 9600-V | D2AZ 9601-A *FA-97 | |
| 78/ | F100 -- Canada (leaded fuel) | 8 | 351M | | | |
| 77 | F100/350 | 8 | 351M, 400 | D8TZ 9600-G | @ | |
| 78/ | F100 -- Canada (leaded fuel) | 8 | 351M | | | |
| 77 | F150/350 | 8 | 460 | D7TZ 9600-J | D7AZ 9601-A *FA-612 | |
| 78/ | F100 -- w/o Hi-altitude carb. | 8 | 302 | D8TZ 9600-B | D2AZ 9601-A *FA-97 | Cut off 6" 381320 tube when replacing #D8TE 9600-UB |
| 78/ | F150 | 8 | 302 | | | |
| 79 | F150 -- A/T | 8 | 302 | | | |
| 78 | F100/150 | 8 | 302 | D8TZ 9600-C | @ | Cut off 7 1/2" from sensor hose when replacing #D8TE 9600-VA |
| 78 | F100 -- w/Hi-altitude carb. | 8 | 302 | D8TZ 9600-J | D2AZ 9601-A *FA-97 | |
| 78 | F100/350 -- exc. Canada w/leaded fuel | 8 | 351M, 400 | D8TZ 9600-G | @ | Cut off 8" of hose when replacing #D8TE 9600-MA |
| 78 | F100 -- w/o Hi-altitude carb. or leaded fuel | 8 | 351M, 400 | D8TZ 9600-D | D2AZ 9601-A *FA-97 | Cut off 6" 381320 tube when replacing #D8TE 9600-KB,KC |
| 78/ | F150/350 | 8 | 351M, 400 | | | |
| 79 | F100/150 | 8 | 351M, 400 | | | |
| 79 | F100/150 -- exc. Canada | 8 | 302 | D9TZ 9600-A | @ | |
| 79 | F150 -- Canada | 8 | 302 | D9TZ 9600-E | @ | |
| 79 | F150/250 | 8 | 351M | D9TZ 9600-B | @ | |
| 79 | F150/250 -- exc. Calif. emission | 8 | 400 | | | |
| 79 | F350 | 8 | 351M, 400 | | | |
| 79 | F150/350 | 8 | 460 | D9UZ 9600-C | D7AZ 9601-A *FA-612 | |
| 78 | F100 -- w/Hi-altitude carb. | 8 | 351M, 400 | D8TZ 9600-L | D2AZ 9601-A *FA-97 | |
| 78 | F150/250 -- exc. Calif. | 8 | 460 | D8TZ 9600-H | D7AZ 9601-A *FA-612 | |
| 78 | F350 | 8 | 460 | | | |
| 78 | F150/250 -- Calif. | 8 | 460 | D8TZ 9600-AE | D7AZ 9601-A *FA-912 | |
| 79 | F150/350 | 8 | 460 | D9UZ 9600-F | D7AZ 9601-A *FA-912 | Cut 11" from 38/320 tubing when replacing D9TE 9600-PA |

1973/79
TRUCK SERIES 100/500

| YEAR | MODEL/RESTRICTIONS | ENGINE | | PART NUMBER | | DESCRIPTION |
|--------|---|--------|--------------------|-------------------|---------|-------------|
| | | CYL. | C.I.D. (C.C.D.) | AIR CLEANER ASSY. | ELEMENT | |
| 9600 | CLEANER ASSY. (CARBURETOR AIR) — Cont'd | | | | | |
| Notes: | @ Oil bath type | | | | | |

APPLICATION CHART
8 CYLINDER

F500

| | | | | | | |
|-------|-----------------------|---|-----|-------------|------------------------|------------|
| 73 | F500 -- without ev/em | 8 | 330 | C4TZ 9600-S | @ | |
| 73/75 | F500 -- with ev/em | 8 | 330 | D3TZ 9600-L | @ | |
| 76/77 | F500 | 8 | 330 | D7HZ 9600-A | D4HZ 9601-B *FA-587 | Heavy duty |
| 76/77 | F500 | 8 | 330 | D7HZ 9600-B | D4HZ 9601-A *FA-586 | Standard |

M450/500

| | | | | | | |
|-------|----------|---|---------|-------------|------------------------|--|
| 74/76 | M450/500 | 8 | 360,390 | D4TZ 9600-A | D7AZ 9601-A *FA-612 | |
| 74/76 | M450/500 | 8 | 460 | D4TZ 9600-E | D7AZ 9601-A *FA-612 | |

| YEAR | MODEL/RESTRICTIONS | ENGINE | | PART NUMBER | DESCRIPTION | QTY. |
|---|------------------------------|--------|--------------------|--------------|---|------|
| | | CYL. | C.I.D. (C.C.D.) | | | |
| 9600 CLEANER ASSY. (CARBURETOR AIR) — Cont'd | | | | | | |
| 73 | F100 -- C6 | 8 | 360, 390 | C8AZ 6767-A | Elbow (air cleaner to crankcase vent hose)— 5/8"—90° (black nylon)—use with D3TZ 9600-C | 1 |
| 73 | F100 -- 2/W/D | 8 | 302 | | Use with D3TZ 9600-C | 1 |
| 73 | F100 -- C6 | 8 | 360, 390 | C8AZ 6A892-A | Grommet (air cleaner to crankcase vent hose elbow)—37/64" I.D. x 1 7/16" O.D.—(rubber)— use with D3TZ 9600-C | 1 |
| 73 | F100 -- 2/W/D | 8 | 302 | | Use with D3TZ 9600-C | 1 |
| 73/ | F100/350 | 6 | 240, 300 | 359197-S8 | (BB-830)—screw (air cleaner to carburetor)— wing—1/4"—20 x 1"—use with D3TZ 9600-A, E, | 1 |
| 75/ | E100/350 | 8 | 351W | | F,G,T,D5DZ 9600-D,D5UZ 9600-E,F | 1 |
| 75/ | E250/350 | 8 | 460 | | | 1 |
| 73/74 | F100/350 | 8 | 302, 360, 390 | 371649-S7-8 | (WW-102-A)—stud (air cleaner to carb.)— 1/4"—20-5/16"—18 x 5"—use with D3TZ 9600-C, J, D4TZ 9600-C oil bath air cleaner | 1 |
| 73 | B-F500 | 8 | 330M/D | 379157-S7-8 | (WW-125)—stud (air cleaner to carb.)—7/16"— 14-5/16"—18 x 7"—use with C4TZ 9600-S | 1 |
| 73/77 | F500 | 8 | All | 33898-S7-8 | (M-184)—nut (air cleaner to carb.)—wing— 7/16"—14 | 1 |
| 73/ | E100/300, F100/350, M450/500 | 8 | 302, 360, 390 | 370971-S8 | (WW-100)—stud (air cleaner to carb.)— 1/4"—20-5/16"—18 x 3 13/16"—use with D2AZ 9600-B, D3TZ 9600-H, K, D3UZ 9600-B, D4AZ 9600-A, D4TZ 9600-A, B, D, D4UZ 9600-A dry type air cleaner | 1 |
| 73/74 | E100/300 | 6 | 240, 300 | 382462-S7-8 | (WW-123-FD)—stud (air cleaner to carb.)— 1/4"—20-20 x 2 3/8"—use D3UZ 9600-A, D4UZ 9600-B | 1 |
| 73/ | B500, F250/500, P350/500 | 6 | 300 | 382578-S2 | (WW-123-FM)—stud (air cleaner to carb.)— hex. shoulder—locking—1/4"—20-20 x 4 3/16"— use with D3TZ 9600-E, N | 1 |
| 73/ | F100 | 6 | 240, 300 | | Use with D3TZ 9600-A, D5TZ 9600-G | 1 |
| 73/ | F100 -- 2/W/D | 8 | 302 | 384411-S | (II-187-CF)—elbow vent hose to air cleaner)— 5/8" hose x 3/4"—90° (black nylon)—use with | 1 |
| 73/ | E100/350, F100/350, M450/500 | 6&8 | All | | D2AZ 9600-B, D3TZ 9600-C,G,H,J,K, | 1 |
| 76/77 | P500 | 6 | 300 | | D3UZ 9600-B, D4AZ 9600-A, D4TZ 9600-A,B E,F, D4UZ 9600-A, D5AZ 9600-H, D5UZ 9600-E,F | 1 |

1973/79
TRUCK SERIES 100/500

| YEAR | MODEL/RESTRICTIONS | ENGINE | | PART NUMBER | DESCRIPTION | QTY. |
|---|---------------------------------------|--------|--------------------|-------------|---|------|
| | | CYL. | C.I.D. (C.C.D.) | | | |
| 9600 CLEANER ASSY. (CARBURETOR AIR) — Cont'd | | | | | | |
| 74/ | F100/350, M450/500 | 8 | 460 | 380958-S | (WW-97-B)-stud (air cleaner to carb.)-1/4"-20-20 x 4 5/32"-use with D4TZ 9600-E,F | 1 |
| 75/76 | F100 | 8 | 360,390 | 386141-S2 | (WW-152)-stud (air cleaner to carb.)-1/4"-20-20 x 2 5/16" long-use with D5TZ 9600-L | |
| 75/ | F100 | 8 | 302 | 386142-S2 | (WW-152-A)-stud (air cleaner to carb.)-1/4"-20-20 x 2 7/8" long-use with D5AZ 9600-H | 1 |
| 75/ | F100/150 | 8 | 302,360,390 | 386143-S2 | (WW-152-B)-stud (air cleaner to carb.)-1/4"-20-20 x 4" long- | 1 |
| 75/ | F100/350 | 8 | All | 386285-S | (MM-174)-nut-wing-1/4"(nylon)-self threading | 1 |
| 77 | F100/350 -- with oil bath air cleaner | 8 | 351M, 400 | 387257-S2 | (WW-155-N) Stud (air cleaner to carb.)-1/4"-20 x 4.32" | 1 |
| 77 | B-F500 | 6 | 300 | 358871-S8B | (MM-297-A)-nut-wing-1/4"-20 | 1 |
| 78/ | E-F 100/350 | 6 | 300 | 386144-S8 | (BB-541-BH) bolt (air cleaner to carb.)-1/4"-20 x 1.87" hex. hd.-use w/D8TZ 9600-N,AD,AG, D8UZ 9600-E,K | 1 |
| 78/ | F100/350 -- w/oil bath air cleaner | 8 | 351M, 400 | 387960-S2 | (WW-97-AW) stud (air cleaner to carb.)-1/4"-20-20 x 4 1/2" long-use w/D8TZ 9600-G | 1 |
| 9601 Refer to group 9600 | | | | | | |

| 9E602 CAP (FUEL VAPOR STORAGE CANISTER) | | | | | | |
|--|--------------------|-----|-----|--------------|-------------|---|
| 73/ | E100/350, F100/350 | 6&8 | All | D1AZ 9E602-A | 1 1/4" O.D. | 1 |
| 74 | M450/500 | 8 | All | D0AZ 9E602-A | 1 1/2" O.D. | 1 |
| 76/77 | B-F500 | 6&8 | All | | | 1 |

| 9A603 SHROUD (CARBURETOR AIR CLEANER AIR DUCT) | | | | | | |
|---|---|---|----------|--------------|--|---|
| 73 | B-F500 -- without ev/em | 8 | 330 M/D | C4TZ 9A603-B | | 1 |
| 73/77 | B-F500 -- with ev/em | 8 | 330 M/D | D3HZ 9A603-A | Shroud and tube assy. (air cleaner) | 1 |
| 73 | F250/350 | 8 | 460 | D3AZ 9A603-A | Shroud and tube assy. (air cleaner) | 1 |
| 73/74 | E100/200 | 6 | 240 | D3UZ 9A603-A | Shroud and tube assy. (air cleaner)-use w/dry type air cleaner | 1 |
| 73/74 | E300(82) | 6 | 240 | | | 1 |
| 73 | E300(89) | 6 | 300 | | | 1 |
| 74/79 | E100/350 "Before Ser. DE0,001" | 6 | 300 | | | 1 |
| 77/79 | F100 -- exc. Canada "Before Ser. DE0,001" | 6 | 300 | | Use w/dry type air cleaner | 1 |
| 78/79 | F150/350 "Before Ser. DE0,001" | 6 | 300 | | Use w/dry type air cleaner | 1 |
| 79 | E-F100/350- "From Ser. DE0,001" | 6 | 300 | D9TZ 9A603-B | # D8TE 9A607-CA,DA-use w/dry type air cleaner | 1 |
| 73/74 | E100/300 | 8 | 302 | C8UZ 9A603-C | Inlet | 1 |
| 73/74 | E100/300 | 8 | 302 | C8UZ 9A603-D | Shroud, duct and tube assy. (air cleaner) | 1 |
| 73 | F250/350 | 6 | 300 | D3DZ 9A603-B | Shroud and tube assy. (air cleaner)-use w/dry type or oil bath air cleaner | 1 |
| 73/74 | F100 | 6 | 240 | | | 1 |
| 74/76 | F100/350 | 6 | 300 | | | 1 |
| 77/79 | F150/350 "Before Ser. DE0,001" | 6 | 300 | | | 1 |
| 77/79 | F100 "Before Ser. DE0,001" | 6 | 300 | | Use w/oil bath air cleaner | 1 |
| 77/79 | F100 -- Canada "Before Ser. DE0,001" | 6 | 300 | | Use w/dry type air cleaner | 1 |
| 79 | F100/350 "From Ser. DE0,001" | 6 | 300 | D9TZ 9A603-A | # D8TE 9A607-BA-w/oil bath air cleaner | 1 |
| 73 | F100/350 | 8 | 360, 390 | D3TZ 9A603-A | Shroud and tube assy. (air cleaner)-use w/dry type or oil bath air cleaner | 1 |
| 74 | F100 -- without T/E | 8 | 360 | | | 1 |
| 74 | F100 | 8 | 390 | | | 1 |
| 74 | F250/350, M450/500 | 8 | 360, 390 | | | 1 |
| 75/76 | F250/350, M450/500 | 8 | 360,390 | | | 1 |
| 75/76 | F150 -- 2/W/D | 8 | 360,390 | | | 1 |
| 76 | F150 -- 4/W/D - exc. Calif. | 8 | 360,390 | | | 1 |
| 74 | F100 -- with T/E | 8 | 302 | D4DZ 9A603-A | Upper | 1 |
| 73/74 | F100 | 8 | 302 | D3DZ 9A603-C | | 1 |
| 74 | F100 -- with T/E | 8 | 360 | D4TZ 9A603-A | Shroud and tube assy. (air cleaner duct) | 1 |
| 75/76 | F100 | 8 | 360,390 | | | 1 |
| 76 | F150 -- 4/W/D-Calif. | 8 | 360,390 | | | 1 |

1973/79
TRUCK SERIES 100/500

| YEAR | MODEL/RESTRICTIONS | ENGINE | | PART NUMBER | DESCRIPTION | QTY. |
|--|---------------------|--------|--------------------|--------------|--|------|
| | | CYL. | C.I.D. (C.C.D.) | | | |
| 9A603 SHROUD (CARBURETOR AIR CLEANER AIR DUCT) — Cont'd | | | | | | |
| 74 | F100/350 | 8 | 460 | D4TZ 9A603-B | Shroud and tube assy. (air cleaner duct) | 1 |
| 74/76 | M450/500 | 8 | 460 | D4SZ 9A603-A | Shroud and tube assy. (air cleaner duct) | 1 |
| 75/ | E250/350, F150/350 | 8 | 460 | D5AZ 9A603-A | Shroud and tube assy. (air cleaner duct-outer) | 1 |
| 75/78 | F100 | 8 | 302 | D5DZ 9A603-B | Shroud and tube assy. (air cleaner duct-outer) | 1 |
| 74 | F100 -- with T/E | 8 | 302 | | Use with D40Z 9430-B | 1 |
| 73/74 | E100/300 | 8 | 302 | | Use with D40Z 9430-B | 1 |
| 73/74 | F100 -- without T/E | 8 | 302 | | Use with D40Z 9430-B | 1 |
| 77/78 | F150 | 8 | 302 | | | 1 |
| 79 | F100/150 | 8 | 302 | D8DZ 9A603-A | Shroud and tube assy. (air cleaner duct) | 1 |
| 75/76 | E100/350 | 8 | 351W | D5DZ 9A603-A | Shroud and tube assy. (air cleaner duct-outer) | 1 |
| 77/ | F100/350 | 8 | 351M, 400 | D7TZ 9A603-A | Inner | 1 |
| 77/ | F100/350 | 8 | 351M, 400 | D7TZ 9A603-B | Outer | 1 |
| 77/78 | E100/350 | 8 | 351W | D7DZ 9A603-B | | 1 |
| 79 | E100/350 | 8 | 302, 351W | D9UZ 9A603-A | | 1 |
| 73/77 | B-F500 | 8 | 330 | 379651-S7-8 | (WW-98-C)-stud (shroud and exhaust manifold to cyl. head)-hex. shoulder-3/8"-16-16 x 3 21/64" | 2 |
| | | | | 33799-S7 | (M-52)-nut-hex.-3/8"-16 | |
| 73/ | F100 | 8 | 302 | 57039-S2 | (B-340-B)-screw and washer assy. (shroud to exhaust manifold)-hex. head-5/16"-18 x 3/4"-use w/dry type or oil bath air cleaner | 1 |
| 74 | F100 | 8 | 302 | ★55872-S36 | Screw (shroud to exhaust manifold)-hex washer head-tapping-No. 8-18 x 1/4" | 1 |
| 73/76 | F100/350 | 8 | 360, 390 | 381733-S | (WW-132)-stud (shroud to exhaust manifold)-3/8"-16-16 x 2 3/16" | 2 |
| | | | | 33827-S | (M-52)-nut-hex.-3/8"-16 (brass) | |
| | | | | 34394-S7-8 | (M-93-A)-nut-lock-3/8"-16 | 2 |
| | | | | 351270-BS | (XX-72)-washer-flat-3/16" | |
| 73/ | F100/350 | 6 | 240, 300 | 33825-S | (M-51-A)-nut (shroud to exhaust manifold)-hex.-5/16"-18 (brass) | 2 |
| | | | | 34806-S7 | (X-64)-lockwasher-5/16" | |
| 73/ | F100/350 | 6 | 240, 300 | 34661-S8 | (M-107-F)-nut and washer assy. (shroud to bracket)-hex. external tooth-5/16"-18 | 2 |
| 9E607 SENSOR ASSY. (CARBURETOR AIR CLEANER AIR TEMPERATURE CONTROL) | | | | | | |
| 73/76 | E100/300, F100/350 | 6&8 | All | D3ZZ 9E607-A | # Yellow - covered screw type- Incl. (1) D0ZF 9E608-A gasket and (1) 372927-S2 clip-use with D2AZ 9600-B, D3TZ 9600-A,C,F,G,H,K, D3UZ 9600-A,B, D8TZ 9600-D,L | 1 |
| 77 | F150/350 | 8 | All | | | 1 |
| 77 | F100 | 8 | 351M, 400 | | | 1 |
| 78 | F100/350 | 8 | 351M, 400 | | | 1 |
| 75/ | E100/350, F100/350 | 6 | 300 | D4ZZ 9E607-A | # Yellow-exposed screw type- Incl. (1) 385277-S retainer and (1) D0ZF 9E608-A gasket-use with D5DZ 9600-D, D5TZ 9600-G, D5UZ 9600-G D6TZ 9600-K,M, D6UZ 9600-C, D7TZ 9600-N, D8TZ 9600-N,R,S,AC,AD, D8UZ 9600-D | 1 |
| 75/ | F100/150 | 8 | 302,360, 390 | D0ZZ 9E607-B | # Blue-covered screw type Incl. (1) 385277-S retainer and (1) | 1 |
| 79 | E100/250 | 8 | 302 | | | 1 |
| 75/ | E100/350 | 8 | 351W | | D0ZF 9E608-A gasket-use with | |
| 75/ | E250/350 | 8 | 460 | | D5AZ 9600-H, D5TZ 9600-L,P,R, D5UZ 9600-E,F, | |
| 78 | F150/250 | 8 | 460 | | D7TZ 9600-K,L,S, D7UZ 9600-K,A,C, | 1 |
| 79 | F250/350 | 8 | 460 | | D8TZ 9600-C,J, D8UZ 9600-A,C,F,D9UE 9600-DA | 1 |

1973/79
TRUCK SERIES 100/500

| YEAR | MODEL/RESTRICTIONS | ENGINE | | PART NUMBER | DESCRIPTION | QTY. |
|---|--|--------|--------------------|----------------|---|------|
| | | CYL. | C.I.D. (C.C.D.) | | | |
| 9E607 SENSOR ASSY. (CARBURETOR AIR CLEANER AIR TEMPERATURE CONTROL) — Cont'd | | | | | | |
| 77 | E100 -- A/T | 6 | 300 | D4FZ 9E607-A | # Green-exposed screw type | 1 |
| 9609-14 Refer to group 9510 for Carburetor Parts List instructions | | | | | | |
| 9D612 VACUUM MOTOR ASSY. (CARBURETOR AIR CLEANER) | | | | | | |
| 73 | F100 | 6 | 240 | ★ D00Z 9D612-A | R/b D7AZ 9D612-C (11/77) | 1 |
| 73/74 | F100, E100/300 | 8 | 302 | | | 1 |
| 73/74 | E100/300 | 6 | 240, 300 | | | 1 |
| 74/75 | F100 | 6&8 | All | | | 1 |
| 76 | F100 -- "Before Ser. A50,000" | 6 | All | | | 1 |
| 76 | F100 | 8 | 360,390 | | | 1 |
| 76 | F100 -- "From Ser. A50,001" | 6 | All | D5DZ 9D612-A | | 1 |
| 77 | F100 | 6 | 300 | | Use w/dry type air cleaner | |
| 75/76 | E100/350 | 8 | All | D5UZ 9D612-A | *CX-141 | 1 |
| 77/ | E100/350 | 8 | 351,460 | | | 1 |
| 79 | E100/250 | 8 | 302 | | | 1 |
| 76/77 | F100 | 8 | 302 | D5AZ 9D612-A | | 1 |
| 77/ | F100 | 6 | 300 | D7TZ 9D612-A | *CX-106--also serviced in D7TZ 9A626-A,E and D7UZ 9A626-A | 1 |
| 78/ | E100 | 6 | 300 | | | |
| 78/ | E-F150/250 -- Calif. | 6 | 300 | | | |
| 78 | F100 -- w/o Hi-altitude carb. | 8 | 351M, 400 | | | 1 |
| 79 | F100 | 8 | 351 | | | 1 |
| 77/ | F100/350 | 8 | 351M, 400 | D7TZ 9D612-B | *CX-120--also serviced in D7TZ 9A626-C,F | 1 |
| 77 | E150/350 | 6 | 300 | | | 1 |
| 78 | E150/250 -- exc. Calif. | 6 | 300 | | | 1 |
| 78 | E350 | 6 | 300 | | | |
| 78 | F150/250 -- Calif. | 8 | 460 | D7AZ 9D612-C | *CX-149 | 1 |
| 78 | F100/350 -- w/o Hi-altitude carb. | 8 | 302 | | | 1 |
| 78 | F100/350 -- w/o Hi-altitude carb. | 8 | 302 | | | 1 |
| 79 | F100/350 | 8 | 302 | | | 1 |
| 79 | F250 | 8 | 460 | | | 1 |
| 78 | F100/350 -- w/Hi-altitude carb. | 8 | 302 | D7AZ 9D612-B | *CX-119 | 1 |
| 9E616 TUBE ASSY. (FUEL VAPOR STORAGE CANISTER INLET) -- Improve from bulk tubing (8C 2269-A) | | | | | | |
| 73/77 | M450/500 | 8 | All | 87944-S8 | (1-22)-nut-flared tube-5/16"-1/2"-20 male thread | AR |
| 9N622 INDICATOR ASSY. (ENGINE AIR CLEANER RESTRICTION) | | | | | | |
| 76/77 | B-F500 | 8 | 330 | D0HZ 9N622-A | Use with D6HZ 9600-A | 1 |
| 9A624 TUBE ASSY. (AIR CLEANER AIR INTAKE) | | | | | | |
| 73/74 | E100/200 | 8 | 302 | D3UZ 9A624-A | | 1 |
| 73/74 | E300(82) | 8 | 302 | | | 1 |
| 74 | E100/200 -- with T/E | 6 | 300 | | | 1 |
| 74 | E300(82) -- with T/E | 6 | 300 | | | 1 |
| 77 | E100 | 6 | 300 | D7UZ 9A624-A | Flex tube only | 1 |
| 75/77 | E100/350- "Before Ser. 080,001" | 6 | 300 | D5UZ 9C675-A | Incl. flex tube | 1 |
| 77/ | E150/350- | 6 | 300 | | | 1 |
| 77/ | E100 -- w/Pulse air- "From Ser. 080,001" | 6 | 300 | | | 1 |
| 77/78 | E100 -- T/E or leaded fuel "From Ser. 080,001" | 6 | 300 | D7UZ 9C675-A | # D7UE 9C675-AA,AB | 1 |
| 79 | E100/350 | 6 | 300 | | | 1 |
| 75/76 | E100/350 | 6&8 | All | D4DZ 9A624-B | | 1 |
| 75/ | E100/350 | 8 | 351,460 | D5UZ 9A624-A | | 1 |
| 77 | E100/350 | 6 | 300 | | | 1 |

**1973/79
TRUCK SERIES 100/500**

| YEAR | MODEL/RESTRICTIONS | ENGINE | | PART NUMBER | DESCRIPTION | QTY. |
|--|--|--------|---------------------|----------------|---|------|
| | | CYL. | C.I.D. (C.C.D.) | | | |
| 9A624 TUBE ASSY. (AIR CLEANER AIR INTAKE) — Cont'd | | | | | | |
| 73 | F100 | 8 | 302 | ★ D3TZ 9A624-A | R/b D4TZ 9A624-A (1/78) | 1 |
| 73 | F100 -- Calif. only-- "From Ser. Q80,001" | 8 | 360, 390 | | | 1 |
| 73 | F100 -- exc. Calif.-- "From Ser. R60,001" | 8 | 390 | | | 1 |
| 73 | F250/350-- "From Ser. S40,001" | 8 | 460 | | Use with D3TZ 9A626-G | 1 |
| 74/75 | F100 | 8 | 302 | D4TZ 9A624-A | | 1 |
| 74 | F100 -- with T/E | 6 | 300 | | | 1 |
| 74 | F100 -- with T/E | 8 | 360 | | | 1 |
| 74 | F100 | 8 | 390, 460 | | | 1 |
| 74 | F250/350 | 8 | 460 | | | 1 |
| 75/76 | F100 | 6&8 | 300,360, 390 | | | 1 |
| 75/76 | F150/350 | 8 | 460 | | | 1 |
| 75/76 | F150/350 | 8 | 460 | D4DZ 9A624-B | Flex tube only | 1 |
| 77 | F100 -- exc. Canada | 6 | 300 | D7TZ 9A624-B | Use w/dry type air cleaner | 1 |
| 77 | F100/350 | 8 | All | D7TZ 9A624-A | | 1 |
| 77 | F100 -- Canada | 6 | 300 | | Use w/dry type air cleaner | 1 |
| 77 | F100 -- exc. Canada | 6 | 300 | | Use w/oil bath air cleaner | 1 |
| 76 | F100 | 8 | 302 | D5DZ 9C675-A | | 1 |
| 78/ | F100 | 6 | 300 | D8TZ 9C675-A | # D8TE 9C675-EA,FA--except w/oil bath air cleaner | 1 |
| 78/ | F150/250 -- Calif. | 6 | 300 | | Except w/oil bath air cleaner | 1 |
| 78/ | F100/350 | 8 | 302,351, 400,460 | D8TZ 9C675-B | # D8TE 9C675-BA,DA | 1 |
| 78/ | F100 | 6 | 300 | | Use w/oil bath air cleaner | 1 |
| 78/ | F150/350 | 6&8 | 300 | | Use w/oil bath air cleaner | 1 |
| 74/76 | M450/500 | 8 | 460 | D4HZ 9A624-A | Attach to radiator brace | 1 |
| 74/76 | M450/500 | 8 | 460 | D4DZ 9A624-B | Attach to air cleaner adapter | 1 |
| 73/74 | E100/350 | 8 | 302 | 55981-S2 | (U-254-E)--screw (tube assy. attaching) --hex. washer head--self tapping--1/4"--14 x 1/2" | 2 |
| 74/77 | F100/350 | 6&8 | All | | | 2 |
| 75/ | E100/350 | 8 | 351W | 375064-S | (SS-46)--rivet (duct and valve assy. to tube assy.) (nylon)--3/16" x 3/16" long | 3 |
| 75/ | E250/350 | 8 | 460 | | | 3 |
| 9A626 DUCT and VALVE ASSY. (CARBURETOR AIR CLEANER AIR) | | | | | | |
| B500 | | | | | | |
| 73 | B500 -- without ev/em | 8 | 330 | D1KZ 9A626-A | | 1 |
| 73/77 | B500 -- with ev/em | 8 | 330 | D3HZ 9A626-A | | 1 |
| E100/350 | | | | | | |
| 73 | E100/200 | 6 | 240 | D3UZ 9A626-A | Use w/dry type air cleaner | 1 |
| 73 | E300(82) | 6 | 240 | | | 1 |
| 73 | E300(89) | 6 | 300 | | | 1 |
| 73 | E100/300 | 8 | 302 | D3UZ 9A626-B | Use w/dry type air cleaner | 1 |
| 74 | E100/300 | 6 | 240, 300 | D4UZ 9A626-B | | 1 |
| 76 | E100 -- Calif. | 6 | 300 | | | 1 |
| 76 | E100 -- A/T Canada | 6 | 300 | | | 1 |
| 76 | E100 -- exc. Calif. and Canada -- "From Ser. A50,000" | 6 | 300 | | | 1 |
| 74 | E100/300 | 8 | 302 | D4UZ 9A626-C | | 1 |
| 75 | E100/350 | 6 | 300 | D5UZ 9A626-A | | 1 |
| 76 | E100 -- exc. Calif. and Canada -- "Before Ser. A50,000" | 6 | 300 | | | 1 |
| 76 | E150/350 | 6 | 300 | | | 1 |
| 76 | E100 -- M/T -- Canada | 6 | 300 | | | 1 |
| 75/ | E100/350 | 8 | 351W | D5UZ 9A626-C | # D5UF 9C672-CA | 1 |

1973/79
TRUCK SERIES 100/500

| YEAR | MODEL/RESTRICTIONS | ENGINE | | PART NUMBER | DESCRIPTION | QTY. |
|---|--|--------|--------------------|---------------------------------------|---|------|
| | | CYL. | C.I.D. (C.C.D.) | | | |
| 9A626 DUCT and VALVE ASSY. (CARBURETOR AIR CLEANER AIR) — Cont'd | | | | | | |
| E100/350 | | | | | | |
| 75/77 | E250/350 | 8 | 460 | D5UZ 9A626-D | # D5UF 9C672-DA-w/flex tube-when replacing part marked D7UE 9C672-AA, add D0PZ 12226-C tubing | 1 |
| 78 | E250 -- exc. Calif., E350 | 8 | 460 | | | 1 |
| 78 | E250 -- Calif. | 8 | 460 | D8UZ 9A626-A | # D8UE 9C672-AA-w/flex tube | 1 |
| 79 | E250/350 | 8 | 460 | | | 1 |
| 77 | E150/350 | 6 | 300 | D7UZ 9A626-B | Incl. adapter | 1 |
| 78 | E150/250 -- exc. Calif. | 6 | 300 | | | 1 |
| 79 | E150/250 -- exc. Calif. | 6 | 300 | | | 1 |
| 79 | E350 | 6 | 300 | | | 1 |
| 78 | E350 | 6 | 300 | ★ D8UZ 9A626-B Not replaced (8/78) | # D8UE 9D626-BA | 1 |
| 77/ | E100 | 6 | 300 | D7UZ 9A626-C | Incl. adapter | 1 |
| 78 | E150/250 -- Calif. | 6 | 300 | | | 1 |
| 79 | E100/350 | 6 | 300 | | | 1 |
| 79 | E100/250 | 8 | 302 | D9UZ 9A626-A | # D9UE 9C672-AA, AB, CA | 1 |
| 79 | E150/250 -- -- leaded fuel | 8 | 302 | D9UZ 9A626-B | # D9UE 9C672-BB | 1 |
| F100/350 | | | | | | |
| 73 | F100 | 6 | 240 | D3DZ 9A626-C | Use w/dry type or oil bath air cleaner | 1 |
| 73 | F100 | 8 | 302 | D30Z 9A626-D | Use w/dry type air cleaner | 1 |
| 73 | F100 | 8 | 302 | D3TZ 9A626-D | Use with oil bath air cleaner | 1 |
| 73/ | F150/250 -- exc. Calif. F350 | 6 | 300 | D2TZ 9A626-B | # D3TF 9D626-CA-use w/dry type or oil bath air cleaner | 1 |
| 73/74 | F250/350 | 8 | 360,390 | D3TZ 9A626-C | Use w/dry type or oil bath air cleaner | 1 |
| 73 | F250/350 | 8 | 460 | | | 1 |
| 73 | F100 "Before Ser. Q80,001" | 8 | 360,390 | | | 1 |
| 73 | F100 -- exc. Calif. -- "From Ser. Q80,001" | 8 | 360 | | | 1 |
| 73 | F100 -- exc. Calif. -- "From Ser. Q80,001 to R60,001" | 8 | 390 | | | 1 |
| 74 | F100 -- without T/E | 8 | 360 | | | 1 |
| 75/76 | F150/350, M450/500 | 8 | 360,390 | | | 1 |
| 73 | F100 -- Calif. only -- "From Ser. Q80,001" | 8 | 360, 390 | D3TZ 9A626-F | | 1 |
| 73 | F100 -- exc. Calif. -- "From Ser. R60,001" | 8 | 390 | | | 1 |
| 73 | F250/350 -- "From Ser. S40,001" | 8 | 460 | D3TZ 9A626-G | Use with D4TZ 9A624-A | 1 |
| 74 | F100 | 6 | 240,300 | D4DZ 9A626-A | | 1 |
| 76 | F100 -- M/T -- Calif. | 6 | 300 | | | 1 |
| 76 | F100 -- A/T -- Canada | 6 | 300 | | | 1 |
| 76 | F100 -- exc. Calif. and Canada -- "From Ser. A50,000" | 6 | 300 | | | 1 |
| 74 | F100 | 8 | 302 | D4DZ 9A626-C | Use w/dry type air cleaner | 1 |
| 74 | F100 | 8 | 302 | D4TZ 9A626-H | Use w/oil bath air cleaner | 1 |
| 74 | F100 | 8 | 360,390 | D4TZ 9A626-K | | 1 |
| 74 | F250/350 | 8 | 460 | D4TZ 9A626-M | | 1 |
| 75/ | F150/350 | 8 | 460 | | | 1 |
| 74 | F100 | 8 | 460 | D4TZ 9A626-N | | 1 |
| 75 | F100 | 6 | 300 | D5DZ 9A626-C | | 1 |
| 76 | F100 -- A/T -- Calif. | 6 | 300 | | | 1 |
| 76 | F100 -- exc. Calif. and Canada -- "Before Ser. A50,000" | 6 | 300 | | | 1 |
| 75/76 | F100 | 8 | 302 | D50Z 9A626-A | Use w/dry type air cleaner | 1 |
| 75/76 | F100 | 8 | 302 | D5TZ 9A626-F | Use w/oil bath air cleaner | 1 |
| 75/76 | F100 | 8 | 360,390 | D5TZ 9A626-E | | 1 |

**1973/79
TRUCK SERIES 100/500**

| YEAR | MODEL/RESTRICTIONS | ENGINE | | PART NUMBER | DESCRIPTION | QTY. |
|---|-----------------------------------|--------|--------------------|--------------|---|------|
| | | CYL. | C.I.D. (C.C.D.) | | | |
| 9A626 DUCT and VALVE ASSY. (CARBURETOR AIR CLEANER AIR) — Cont'd | | | | | | |
| F100/350 | | | | | | |
| 77/ | F100 | 6 | 300 | D7TZ 9A626-A | # D7TE 9D626-EA—use w/oil bath air cleaner— incl. adapter | 1 |
| 77/ | F100 -- Canada | 6 | 300 | | Use w/dry type air cleaner | 1 |
| 78/ | F150/350 | 6 | 300 | | Use w/oil bath air cleaner | 1 |
| 77/ | F150/350 | 6 | 300 | D7UZ 9A626-A | # D7TE 9D626-CB—use w/dry type air cleaner— incl. adapter | 1 |
| 77/78 | F100 -- w/Hi-altitude carb. | 8 | 302 | D7AZ 9A626-A | # D7AE 9D626-BA,JA | 1 |
| 77 | F150 | 8 | 302 | | | 1 |
| 77/78 | F100/150 -- w/o Hi-altitude carb. | 8 | 302 | D7AZ 9A626-B | # D7AE 9D626-AA,HA | 1 |
| 79 | F100/150 | 8 | 302 | | | 1 |
| 77/78 | F100 -- w/Hi-altitude carb. | 8 | 351M | D7TZ 9A626-C | # D7TE 9D626-BA,KA | 1 |
| 77/78 | F100 -- w/o Hi-altitude carb. | 8 | 351M | D7TZ 9A626-E | # D7TE 9D626-GA,LA | 1 |
| 77/78 | F100 | 8 | 400 | | | 1 |
| 78 | F150/250 -- A/T-Calif. | 8 | 351M, 400 | | | 1 |
| 79 | F100 | 8 | 351M | | | 1 |
| 77 | F150/350 | 8 | 351, 400 | D7TZ 9A626-F | # D7TE 9D626-HA,MA | 1 |
| 78/ | F150/250 -- exc. Calif., F350 | 8 | 351M, 400 | | | 1 |
| 78/ | F150/250 -- Calif. | 8 | 460 | D7AZ 9A626-F | # D7AE 9D626-GA | 1 |
| F500 | | | | | | |
| 73 | F500 -- without ev/em | 8 | 330 | D1KZ 9A626-A | | 1 |
| 73/77 | F500 -- with ev/em | 8 | 330 | D3HZ 9A626-A | | 1 |
| M450/500 | | | | | | |
| 73/74 | M450/500 | 8 | 360,390 | D3TZ 9A626-C | | |
| 74/76 | M450/500 | 8 | 460 | D4UZ 9A626-F | | 1 |
| 73/ | E100/350, F100/350, M450/500 | 6&8 | All | 40920-S8 | (U-261)—screw (duct and valve to air cleaner assy.)—hex. washer head—self tapping— No. 12-24 x 1/2"—use w/dry type or oil bath air cleaner | 2 |
| 9D626 Refer to group 9A626 | | | | | | |
| 9A627 BRACKET (CARBURETOR AIR CLEANER SUPPORT) | | | | | | |
| 73 | B-F500 -- without ev/em | 6 | 300 | C8TZ 9A627-B | Use with C9TZ 9600-A oil bath air cleaner | 1 |
| 73/77 | B-F500 -- with ev/em | 6 | 300 | D3TZ 9A627-A | Use with D3TZ 9600-N oil bath air cleaner | 1 |
| 73 | E100/300 | 6 | 240 | C8UZ 9A627-A | Use with D3UZ 9600-A dry type air cleaner | 1 |
| 73 | E300(89) | 6 | 300 | | | 1 |
| 74 | E100/300 | 6 | 240, 300 | D4UZ 9A627-A | | 1 |
| 75/77 | E100/350 | 6 | 300 | D5UZ 9A627-A | | 1 |
| 77 | F100 -- exc. Canada | 6 | 300 | | Use w/dry type air cleaner | 1 |
| 77/ | F100/350 | 6 | 300 | D7TZ 9A627-B | Use w/oil bath air cleaner | 1 |
| 78/ | F150/350 | 6 | 300 | D8TZ 9A627-B | 3 slotted holes—for dry type air cleaner | 1 |
| 78/ | E-F100/350 | 6 | 300 | D8TZ 9A627-A | 2 slotted holes, 1 round hole, & incl. 5/16"-18 x 3/4" bolt—for dry type air cleaner | 1 |
| 73/77 | B-F500 | 6 | 300 | 34661-S8 | (M-107-F)—nut and washer assy. (bracket to engine)—external tooth hex.—5/16"-18 | 1 |
| 73/ | E100/350 | 6 | 240, 300 | 57633-S100 | (U-21)—screw and washer assy. (bracket to air cleaner)—hex. head—5/16"-18 x 3/4" | 2 |

1973/79
TRUCK SERIES 100/500

| YEAR | MODEL/RESTRICTIONS | ENGINE | | PART NUMBER | DESCRIPTION | QTY. |
|---|---|--------|--|-----------------|--|------|
| | | CYL. | C.I.D. (C.C.D.) | | | |
| 9E628 RETAINER (CRANKCASE EMISSION FILTER) | | | | | | |
| 73/ | E100/350,F100/350, M450/500 | 6&8 | All | D1AZ 9E628-A | Use with D2AZ 9600-B,D3TZ 9600-F,G,H,K, D3UZ 9600-B,D4AZ 9600-A,D4TZ 9600-A,B,E,F, D5AZ 9600-H, D5DZ 9600-D, D5TZ 9600-C, D,L, D5UZ 9600-E,F, D8TZ 9600-D,L | 1 |
| 9E629 SLEEVE (FUEL VAPOR STORAGE CANISTER PURGE INLET) | | | | | | |
| 73/77 | B-F500 -- with ev/em | 6&8 | All | D3HZ 9E629-A | | 1 |
| 74 | F100/350 -- with ev/em | 6&8 | All | | Use w/dual fuel tanks | 2 |
| 77 | F100/350 -- w/dual tanks | 6&8 | All | D7TZ 9E629-A | Also serviced in D7TZ 9D653-A assy. | 1 |
| 78/ | E-F100/350 | 6&8 | All | D8TZ 9E629-A | Has 90° hose nipple | AR |
| 78/ | F100/350 | 6&8 | All | D8AZ 9E629-A | Has 180° hose nipple | 1 |
| 79/ | F150/350 | 6&8 | All | D8BZ 9E629-A | Has straight nipple | 1 |
| 9E630 TUBE and SLEEVE ASSY. (FUEL VAPOR PURGE INLET) | | | | | | |
| 73/77 | B-F500 -- with ev/em | 6&8 | All | D3HZ 9E630-C | 55" long | 1 |
| 73 | P350/500 -- with ev/em | 6&8 | All | ★ D3TF 9E630-AA | 13 1/2" long-cut from D3HZ 9E630-C | 1 |
| 74/76 | M450/500 | 8 | All | D1BZ 9E630-A | | 1 |
| 9C631-6 Refer to group 9510 for Carburetor Parts List Instructions | | | | | | |
| 9B640 HOSE (CARBURETOR AIR CLEANER OUTLET) | | | | | | |
| 77/78 | E-F100 -- w/Pulse air | 6 | 300 | D7TZ 9B640-A | *CX-215 # D7TE 9B640-AB-lower | 1 |
| 79 | F100 -- Canada emission w/oil bath air cleaner | 6 | 300 | | | 1 |
| 77/78 | E-F100 -- w/Pulse air | 6 | 300 | D7TZ 9B640-B | *CX-217 # D7TE 9B639-BA-upper-dry type | 1 |
| 78 | E-F150/250 -- Calif. | 6 | 300 | | | 1 |
| 79 | F100 -- Canada | 6 | 300 | | | 1 |
| 77 | F100 | 6 | 300 | D7TZ 9B640-C | *CX-250 # D7TE 9B639-AA- upper-oil bath | 1 |
| 78/ | F150/250 -- Calif. | 6 | 300 | | | 1 |
| 79 | F100 | 6 | 300 | | | 1 |
| 78 | E-F100 | 6 | 300 | D8TZ 9B640-B | *CX-308-# D8TE 9B640-BA-lower | 1 |
| 78 | E-F150/250 -- Calif. | 6 | 300 | | | 1 |
| 79 | F100 -- Canada | 6 | 300 | | | 1 |
| 9E645 TEE (FUEL VAPOR STORAGE CANNISTER) | | | | | | |
| 78/ | E-F100/350 | 8 | 302,351M, 400,460 | D8AZ 9E645-A | Nylon | 1 |
| 9652 TUBE (CARBURETOR AIR CLEANER AIR INTAKE) | | | | | | |
| 73/ | E100/350 | 6 | 240,300 | C9UZ 9652-A | 2" I.D. x 18" long-cut to fit | 1 |
| 73/ | F100/350 | 6&8 | 240, 300 302,351M,360, 390,400,460 | | Cut to fit | 1 |
| 74/76 | M450/500 | 8 | 360,390 | | Cut to fit | 1 |
| 79 | E100/350 | 8 | 351W | | Cut to fit | 1 |
| 74/76 | M450/500 | 8 | 460 | D4UZ 9652-A | | 1 |
| 75/78 | E100/350 | 8 | 351W | | | 1 |
| 75/ | E250/350 | 8 | 460 | | | 1 |
| 9D653 CANISTER ASSY. (FUEL VAPOR STORAGE) | | | | | | |
| 73 | E100/300,F100/350 | 6&8 | All | D3AZ 9D653-C | Except w/auxiliary fuel tank- # D3BF 9D653-BA- round-incl. (1) D1AZ 9E602-A cap | 1 |
| 73 | F100/350 | 6&8 | All | D3TZ 9D653-B | Use w/auxiliary fuel tanks -D3TF 9D653-DA-round | 1 |
| 73/77 | B-F500,P350/500 | 6&8 | All | D3HZ 9D653-B | # D3HF 9D653-BA-round | 1 |
| 75/76 | M450/500 | 6&8 | All | | | 1 |
| 74 | F100 -- with T/E | 6 | 300 | D4AZ 9D653-B | # D4DF 9D653-AA, D5DF 9D653-AA- round-incl. (1) 380613-S cap | 1 |
| 74 | F100 -- with T/E | 8 | 302,360 | | | 1 |
| 74 | E100/200 -- with T/E | 8 | 302 | | | 1 |
| 74 | E300(82) -- with T/E | 8 | 302 | | | 1 |
| 75 | F100/350 | 6&8 | All | | Use w/single tank and canister | 1 |
| 75 | E150/350 -- Calif. emission | 8 | All | | Use w/single tank | 1 |
| 76 | F250 -- 4/W/D -- Calif. | 6&8 | All | | Use w/single tank | 1 |
| 77 | F250 -- 4/W/D- Calif. emission- | 6 | 300 | | Use w/single tank | 1 |
| 77 | F250 -- 4/W/D-Calif. "Before Ser. Y20.001" | 8 | 351M, 400 | | Use w/single tank | 1 |

1973/79
TRUCK SERIES 100/500

SECTION 96 17

| YEAR | MODEL/RESTRICTIONS | ENGINE | | PART NUMBER | DESCRIPTION | QTY. |
|--|--|--------|--------------------|--|---|------|
| | | CYL. | C.I.D. (C.C.D.) | | | |
| 9D653 CANISTER ASSY. (FUEL VAPOR STORAGE) -- Cont'd | | | | | | |
| 74 | E100/300 -- without T/E | 8 | 302 | ★ D4AZ 9D653-A | # D4AF 9D653-AA-round- r/b D4AZ 9D653-B (11/77) | 1 |
| 74 | E100/300 -- without T/E | 6 | 240,300 | | | 1 |
| 74 | F100/350 -- without T/E | 6&8 | All | | | 1 |
| 74 | F100/350 | 6&8 | All | | W/dual tanks and canister | 2 |
| 75 | F100 -- 2/W/D | 6&8 | All | D5TZ 9D653-A | # D5TF 9D653-AD-round-use w/dual tanks | |
| 75 | F100 -- 4/W/D--"Before Ser. X20,001" | 6&8 | All | | Use w/dual tanks | 1 |
| 75/76 | F150/350 | 6&8 | All | | Use w/dual tanks | 1 |
| 77 | F150/350 -- w/o Calif. emission | 6&8 | All | | Use w/dual tanks | 1 |
| 75/77 | F100/150 -- 4/W/D--"From Ser. X20,001" | 6&8 | All | D6TZ 9D653-A | # D6TF 9D653-AA round- w/dual tanks | 1 |
| 75/76 | E100 | 8 | 351W | D5UZ 9D653-A | # D5UF 9D653-AD-round- use w/dual tanks | 1 |
| 75/76 | E150/350 -- Calif. emission | 8 | 351W | | | 1 |
| 77 | F250 -- 4/W/D - Calif.- emission | 8 | 351M, 400 | | Use w/dual tanks | 1 |
| 77 | E100/350 | 6&8 | All | | Use w/dual tanks | 1 |
| 77 | F150/250 -- 4/W/D-Calif. | 6&8 | All | | Use w/dual tanks | 1 |
| 76 | E100/350- "Before Ser. A75,000" | 6&8 | All | D7VY 9D653-A | *CX-87- # D6EF 9D653-AB, D64F 9D653-AB, D7EE 9D653-A-rectangular-use w/single tank | 1 |
| 76 | F100/150- "Before Ser. A75,000" | 6&8 | All | | Use w/single tank | 1 |
| 76 | F250 -- 2/W/D- "Before Ser. A75,000" | 6&8 | All | | Use w/single tank | 1 |
| 76 | F250 -- 4/W/D - exc. Calif.- "Before Ser. A75,000" | 6&8 | All | | Use w/single tank | 1 |
| 76 | F350- "Before Ser. A75,000" | 6&8 | All | | Use w/single tank | 1 |
| 77 | E-F100 | 6&8 | All | | Use w/single tank | 1 |
| 77 | E150/350 -- Calif. | 6&8 | All | | Use w/ single tank | 1 |
| 77 | F150/350 -- 2/W/D-Calif. | 6&8 | All | | Use w/single tank | 1 |
| 77 | F150 -- 4/W/D-Calif. | 6&8 | All | | Use w/ single tank | 1 |
| 77 | F250 -- 4/W/D-Calif.- "From Ser. Y20,001" | 6 | 300 | | Use w/ single tank | 1 |
| 77 | F250 -- 4/W/D-Calif. | 8 | 460 | | Use w/single tank | 1 |
| 76 | E100/350- "From Ser. A75,000" | 6&8 | All | ★ D6VY 9D653-A | # D6VF 9D653-AA-rectangular-Use w/single tank | 1 |
| 76 | F100/150- "From Ser. A75,000" | 6&8 | All | r/b D8AZ 9D652-B | Use w/single tank | 1 |
| 76 | F250 -- 2/W/D- "From Ser. A75,000" | 6&8 | All | (4/78) | Use w/single tank | 1 |
| 76 | F250 -- 4/W/D - exc. Calif.- "From Ser. A75,000" | 6&8 | All | | Use w/single tank | 1 |
| 76 | F350- "From Ser. A75,000" | 6&8 | All | | Use w/single tank | 1 |
| 77 | F100 | 6&8 | 300,302 400 | D7TZ 9D653-A | *CX-85- # D7TF 9D653-AA- round-3 top outlets | |
| 77 | F100- "Before Ser. 080,001" | 8 | 351M | | Use w/dual tanks | 1 |
| 77 | F100 -- w/o Hi-altitude carb.- "From Ser. 080,001" | 8 | 351M | | Use w/dual tanks | 1 |
| 77 | F150/350 -- 2/W/D Calif. emission | 6&8 | All | | Use w/dual tanks | 1 |
| 77 | F100 -- w/Hi-altitude carb.- "From Ser. 080,001" | 8 | 351M | D7TZ 9D653-B | *CX-201- # D7TE 9D653-AA-round-4 top outlets- use w/dual tanks | |
| 78 | E-F100/350 -- unleaded fuel "Before Ser. AJ0,001" | 6&8 | All | ★ D8AZ 9D653-A r/b D8AZ 9D653-C (3/79) | *CX-232- # D8AE 9D653-BA-black- rectangular-used w/single or dual tanks | AR |
| 78/ | E-F100/350 -- w/unleaded fuel "From Ser. AJ0,001" | 6&8 | All | D8AZ 9D653-C | *CX-232-A- # D8AE 9D653-BB-black- rectangular -used w/single or dual tanks | AR |
| 78 | E-F100 -- Canada (leaded fuel) | 6&8 | 300, 351M | D8AZ 9D653-B | *CX-274- # D8AE 9D653-DA-natural- rectangular-use w/single tank | 1 |
| 79 | E-F150 -- Canada w/leaded fuel | 6 | 300 | | | 1 |

1973/79
TRUCK SERIES 100/500

| YEAR | MODEL/RESTRICTIONS | ENGINE | | PART NUMBER | DESCRIPTION | QTY. |
|---|---|--------|--------------------|----------------|--|------|
| | | CYL. | C.I.D. (C.C.D.) | | | |
| 9D653 CANISTER ASSY. (FUEL VAPOR STORAGE) — Cont'd | | | | | | |
| 78/ | E-F100/350 | 6&8 | All | 40920-S8 | (U-261)Screw (canister to brkt) No. 12-24 x 1/2" hex washer head | AR |
| 79 | E-F100/350 | 6&8 | All | 380613-S | (DD-2) Cap (canister)-1/4" | AR |
| 9654 GASKET (AIR CLEANER TO CARBURETOR) | | | | | | |
| 73/74 | B500,E100/300,F100/350, P350/500 | 6 | 240,300 | C8DZ 9654-A | 2 5/8" I.D. x 3 1/8" O.D. x 1/32" thick | 1 |
| 75/ | B500, E100/350, F100/500 | 6 | 300 | | | 1 |
| 75/77 | P350/500 | 6 | 300 | | | 1 |
| 73/77 | F100/350,M450/500 | 8 | All | C5ZZ 9654-B | 5 1/8" I.D. x 5 11/16" O.D. x 3/16" thick | 1 |
| 73/74 | E100/300 | 8 | 302 | | | 1 |
| 75 | E100/350 | 8 | 351W | | | 1 |
| 76/77 | E100/350 | 8 | All | | | 1 |
| 78 | E-F100/350- "Before Ser. B60,001" | 8 | All | D5AZ 9654-A | 5 1/8" I.D. x 5 21/32" O.D. x 1/16" thick | 1 |
| 78/ | E-F100/350- "From Ser. B60,001" | 8 | All | D8AZ 9654-A | Fiber & cork-5 1/8" I.D. x 5 9/16" O.D. x 5/64" thick | 1 |
| 9A659 Refer to group 9510 for Carburetor Parts List instructions | | | | | | |
| 9661 COVER ASSY. (ENGINE AIR CLEANER) | | | | | | |
| 77/78 | E100/350 | 8 | 351 | D8TZ 9661-A | Refer T/L #HTL-477-dated 8/8/78 | 1 |
| 77/78 | F100/350 | 8 | 351,400 | | | 1 |
| 9663 BRACE ASSY. (CARBURETOR AIR CLEANER) | | | | | | |
| 77/ | F100/350 | 6 | 300 | D7TZ 9663-A | #D7TE 9663-AA-use w/dry type air cleaner | 1 |
| 77 | F100 "Before Ser Y40,001" | 6 | 300 | 34661-S8 | (M-107-F)Nut & washer-5/16"-18 (brace to suppt. brkt.) | 1 |
| 77/ | F100 "From Ser. Y40,001" | 6 | 300 | 384621-S2 | (MM-295-AE) Nut & washer- 5/16"-18 (brace to suppt. brkt.) | 1 |
| 9D664 BRACKET and STRAP ASSY. (FUEL VAPOR STORAGE CANISTER) | | | | | | |
| 73/75 | E100/300,P350/500 | 6&8 | All | D1BZ 9D664-A | | 1 |
| 73 | F250/350 -- 2/W/D | 6&8 | All | | | 1 |
| 73/75 | B-F500 | 6&8 | All | | | 1 |
| 73 | F100 -- 2/W/D- "Before Ser. R80,001" | 6&8 | All | | | 1 |
| 75 | F250/350 -- 2/W/D | 6&8 | All | | | 1 |
| 74/76 | M450/500 | 8 | All | | | 1 |
| 73 | F100 -- 4/W/D | 6&8 | All | D3TZ 9D664-B | Round (for round tank) | 1 |
| 73 | F100 -- 2/W/D- "From Ser.R80,001" | 6&8 | All | | | 1 |
| 74 | F100 | 6&8 | All | | | 1 |
| 75 | F100/350 | 6&8 | All | | Use w/single fuel tank | 1 |
| 76/77 | B-F500 | 6&8 | All | | Use w/single tank | 1 |
| 76 | F100/350 | 6&8 | All | | | 1or2 |
| 77 | F100 | 6&8 | All | | Use w/dual tanks | 1 |
| 77 | F150/350 -- 2/W/D | 6&8 | All | | Use w/dual tanks | 1 |
| 73/75 | F250 -- 4/W/D | 6&8 | All | D3TZ 9D664-D | | 1 |
| 76/77 | F250 -- 4/W/D - Calif. "Before Ser. Y20,001" | 6&8 | All | | Use w/single tank | 1 |
| 74 | F100/350 | 6&8 | All | D4TZ 9D664-A | Use w/dual fuel tanks and canisters | 1 |
| 74 | F100 -- 4/W/D-with T/E | 8 | 360 | D4TZ 9D664-B | Use w/dual fuel tanks | 1 |
| 73/77 | E100/300,F100/250,P350/500 | 6&8 | All | 40923-S8 | (U-264)-screw (bracket and strap to frame)- hex. washer head-self tapping-5/16"-18 x 1/2" | 3 |
| 77 | F250 (4x4) "Before Ser. Y40,001" | 8 | 351M, 400 | 34661-S8 | (M-107-F)Nut & washer -5/16"-18 (bracket to frame) | 2 |
| 77 | F250 (4x4) "From Ser. Y40,001" | 8 | 351M, 400 | 384621-S2 | (MM-295-AE)Nut & washer- 5/16"-18 (bracket to frame) | 2 |
| 9P664 WIRE ASSY. (CARBURETOR EMISSION CONTROL SOLENOID GROUND) | | | | | | |
| 73 | E100/300, F100 -- C4 | 8 | 302 | ★D3AB 9P664-AA | #D3AB 9P664-AA-cut from B6A 14296-C and use (1) B9A 14294-D and (1) B8E 14474-A | 1 |
| 73 | F100 | 8 | 360 | | | 1 |
| 73 | F100 -- C6 | 8 | 390 | | | 1 |

1973/79
TRUCK SERIES 100/500

| YEAR | MODEL/RESTRICTIONS | ENGINE | | PART NUMBER | DESCRIPTION | QTY. |
|--|---------------------------------------|--------|--------------------|----------------|--|------|
| | | CYL. | C.I.D. (C.C.D.) | | | |
| 9D665 BRACKET (FUEL VAPOR STORAGE CANISTER) | | | | | | |
| 73/77 | B-F500 -- with ev/em | 6&8 | All | D3TZ 9D665-A | # D3TA 9D665-CA | 1 |
| 73/77 | P350/500 -- with ev/em | 6&8 | All | D3TZ 9D665-C | | 1 |
| 73/76 | M450/500 | 8 | All | D3HZ 9D665-C | | 1 |
| 76/77 | F100/150 -- 4/W/D | 6&8 | All | D6TZ 9D665-B | Use w/single tank | 1 |
| 76 | E100/350 | 6&8 | All | | Use w/single tank | 1 |
| 77/ | F250 -- 4/W/D - Calif. | 8 | 351M, 400 | | Use w/single tank | 1 |
| 78/ | F150 -- 4/W/D-Calif. | 6&8 | All | | Use w/single tank | 1 |
| 77 | E100/350 | 6&8 | All | ★ D7UZ 9D665-A | Incl. (9D694) shield & (3) 382570-S pins r/b (1) D8UZ 9D665-A (bracket), (1) D7UZ 9D694-A (Shield) & (3) 382570-S (Pin) (5/79) | 1 |
| 77 | F250 -- 4/W/D- "From Ser. Y20,001" | 6&8 | All | | Use w/single tank | 1 |
| 77 | F150 -- 4/W/D | 6&8 | All | | Use w/single tank | 1 |
| 78 | E100 -- Canada (leaded fuel) | 6 | 300 | | | 1 |
| 79 | E150 -- Canada w/leaded fuel | 6 | 300 | | | 1 |
| 78/ | E100/350 | 6&8 | All | D8UZ 9D665-A | With pocket for canister | 1 |
| 78/ | F100/250 -- Calif. | 8 | 351M, 400 | | Mounts on frame | 1 |
| 76/ | F100/350 -- 2/W/D | 6&8 | All | D6TZ 9D665-D | Mounts on frame | 1 |
| 78/ | F100/350 | 6&8 | All | D8TZ 9D665-A | Mounts on fender apron - flat | 1 |
| 79 | F100/150 | 6&8 | All | | | 1 |
| 79 | E-F100/350 | 6&8 | All | 381877-S2 | (UU-52-AF) Screw (brkt. to frame)- 5/16-18 x 3/4" hex washer hd. | 3 |
| 9D667 TUBE ASSY. (FUEL VAPOR STORAGE CANISTER PURGE OUTLET) - Unless listed - cut from D4ZZ 9D667-A | | | | | | |
| 74 | F100/350 | 6&8 | All | D4HZ 9D667-A | 7/8" I.D.-50" long-cut to 6 5/8" long | 1 |
| 74 | M450/500 | 8 | All | D4ZZ 9D667-A | 55" long | 1 |
| 79 | E-F150 | 6 | 300 | | | 1 |
| 73/ | E100/300,F100 | 6&8 | All | 382932-S | (GG-338-C)-clip (tube to fender apron)- 1" I.D. (Nylon) | 1 |
| 73/ | E100/300 -- with ev/em | 6&8 | All | 382988-S | (GG-338-B)-clip (tube assy. to frame)- hose-1 1/2" I.D. (Nylon) | 1 |
| 73/ | E100/300 -- with ev/em | 6&8 | All | ★ 384489-S | Clip (tube assy. to fender apron) | 1 |
| 9D668 TUBE ASSY. (FUEL VAPOR STORAGE CANISTER PURGE)-cut- from D4ZZ 9D667-A | | | | | | |
| 9C670 BRACKET ASSY. (CARBURETOR AIR SHROUD SUPPORT) | | | | | | |
| 73/74 | E100/300,F100/350 | 6 | 240,300 | D3AZ 9C670-B | | 1 |
| 75/ | E100/350, F100/350 | 6 | 300 | | | 1 |
| | | | | 34445-S7-8 | (M-80)-nut-lock-3/8"-24 | |
| | | | | 34805-S8 | (X-62)-lockwasher-1/4" | |
| | | | | 34664-S | (M-108)-nut and washer assy.-3/8"-24 | |
| 9B672 Refer to group 9510 for Carburetor Parts List instructions | | | | | | |
| 9C672 Refer to group 9A626 | | | | | | |
| 9D673 TUBE (FUEL FILLER VAPOR EXPANSION TANK TO CANISTER)- Unless listed cut as required from 8C 2269-A or 91A 2269 | | | | | | |
| 73 | F250 -- 4/W/D-with ev/em | 6&8 | All | D3TZ 9D673-G | Use with in cab fuel tank-62" long | 1 |
| 73 | F350(exc. Super Camper),F500 | 6&8 | All | | | 1 |
| 74 | F100/350 | 6&8 | All | | | 1 |
| 78/ | E100/350 -- Calif. | 6 | 300 | 384484-S | (GG-258-B) Clip (tube to RH frame) | AR |
| 78/ | F150 -- 4/W/D w/dual tanks | 6&8 | All | 383661-S | (GG-247-B) Clip (tubes to frame top at frt. canister)-twin type | 1 |

1973/79
TRUCK SERIES 100/500

| YEAR | MODEL/RESTRICTIONS | ENGINE | | PART NUMBER | DESCRIPTION | QTY. |
|---|---|--------|--------------------|--------------|--|------|
| | | CYL. | C.I.D. (C.C.D.) | | | |
| 9A675 TUBE (CARBURETOR AIR CLEANER AIR INTAKE) | | | | | | |
| 73/77 | B-F500 | 8 | 330M/D | D3KZ 9A675-A | 3" I.D. x 28" long | 1 |
| 9C675 TUBE ASSY. (AIR CLEANER AIR INTAKE) - refer to group 9A624 | | | | | | |
| 9D674-5 TUBE (FUEL VAPOR EXPANSION TANK TO CANISTER)-Cut as required from 8C 2269-A | | | | | | |
| 78/ | F250 (Crew Cab) -- 4/W/D with midship tank or dual tanks-Calif. | 6&8 | All | 379930-S2 | (MM-173-B) Nut (tube to No. 4 c/member)-5/16"-18 hex. | 2 |
| 78/ | F250 (Crew Cab) -- 4/W/D with midship tank-Calif. | 6&8 | All | ★381136-S | Hose (tube to 9D673 tube at No. 4 c/member)-cut from D1PZ 9324-B | 1 |
| 9B676 ADAPTER (CARBURETOR AIR CLEANER AIR DUCT TUBE) | | | | | | |
| 74/76 | M450/500 | 8 | 460 | D4UZ 9B676-A | | 1 |
| 75/76 | E100/350 | 8 | 351W | | | 1 |
| 75/76 | E250/350 | 8 | 460 | | | 1 |
| 77/ | E100/350 | 8 | 351,460 | D7UZ 9B676-A | | 1 |
| 74/76 | M450/500 | 8 | 460 | 40920-S8 | (U-261)-screw (adapter to air cleaner) | 2 |
| 75/ | E100/350 | 8 | 351W | | -hex washer head-self tapping-No. 12-24 x 1/2" | 2 |
| 75/ | E250/350 | 8 | 460 | | | 2 |
| 9681 Refer to group 9510 for Carburetor Parts List instructions | | | | | | |
| 9D683 TUBE ASSY. (FUEL VAPOR TANK TO CANISTER COVER)- Cut from 8C 2269-A or 91A 2269 | | | | | | |
| 9D685 CONNECTOR (FUEL VAPOR TUBE-FEMALE) | | | | | | |
| 73/77 | F500 -- with ev/em | 6&8 | All | D3TZ 9D685-A | Use w/in cab fuel tank | 1 |
| 9E690 INSERT (CARBURETOR TO INTAKE MANIFOLD SPACER) | | | | | | |
| 74 | F100/350, M450/500 | 8 | 460 | D3VY 9E690-A | | 1 |
| 9D692 ADAPTER (FUEL VAPOR PURGE TUBE TO AIR CLEANER) | | | | | | |
| 73/78 | B500, E100/350, F100/500, M450/500, P350/500 -- with ev/em | 6&8 | All | DOAZ 9D692-B | | 1 |
| 9E692 WIRE ASSY. (CARBURETOR CHOKE) | | | | | | |
| 74 | F100 -- with T/E | 6 | 300 | D4TZ 9E692-B | # D4TB 9E692-BA | 1 |
| 9D694 SHIELD (FUEL VAPOR STORAGE CANISTER)-Also refer to group 9D665 | | | | | | |
| 74 | F100/350 | 6&8 | All | D4TZ 9D694-A | Use w/dual fuel tanks and dual canisters | 1 |
| 77 | E100/350 | 6&8 | All | D7UZ 9D694-A | Rubber-1/8" x 3 3/8" x 5 1/4"-also | 1 |
| 77 | F150/250 -- 4/W/D | 6&8 | All | | supplied in D7UZ 9D665-A assy. | |
| 9D695 FILTER ASSY. (CRANKCASE VENT) | | | | | | |
| 73/77 | E100/350, F100/350, M450/500 | 8 | All | D1ZZ 9D695-A | *FA-87-incl. (1) D1AZ 9E628-A clip | 1 |
| 73/76 | E-F100/350 | 6 | All | D1AZ 9D695-A | *FA-99-incl. (1) D1AZ 9E628-A clip | 1 |
| 77/ | F100/350 | 6 | 300 | | Use w/round type air cleaner | 1 |
| 77/ | E100/350 | 6 | 300 | D7FZ 9D695-A | *FA-644 | 1 |
| 77 | F100 | 6 | 300 | | Use w/tear-drop shaped air cleaner | 1 |
| 78/ | E-F100/350 | 8 | 302,351, 400,460 | D8AZ 9D695-A | *FA-675 | 1 |
| 9697 GROMMET ASSY. (CARBURETOR AIR CLEANER) | | | | | | |
| 73/ | E100/350, F100/350, M450/500 | 6&8 | All | C6TZ 9697-A | | 1 |
| 73/77 | B-F500, P350/500 | 6 | 300L/D | | | 1 |
| 9D697 FILTER (CRANKCASE EMISSION) | | | | | | |
| 73/77 | E100/350, F100/350 | 8 | All | D00Z 9D697-A | *FA-104-use in D1ZZ 9D695-A assy. | 1 |
| 73/76 | E-F100/350 | 6 | 240,300 | D1AZ 9D697-A | *FA-105-use in D1AZ 9D695-A filter assy. | 1 |
| 77/ | F100/350 | 6 | 300 | | | 1 |
| 77/ | E100/350 | 6 | 300 | D7FZ 9D697-A | *FA-645-Use in D7FZ 9D695-A filter assy. | 1 |
| 77 | F100 | 6 | 300 | | | 1 |
| 78/ | E-F100/350 | 8 | 302,351, 400,460 | D8AZ 9D697-A | *FA-678-use in D8AZ 9D695-A filter assy. | 1 |

**1973/79
TRUCK SERIES 100/500**

| YEAR | MODEL/RESTRICTIONS | ENGINE | | PART NUMBER | DESCRIPTION | QTY. |
|---|-------------------------------------|--------|--------------------|--------------|---|------|
| | | CYL. | C.I.D. (C.C.D.) | | | |
| 9700 CONTROL ASSY. (CARBURETOR CHOKE) | | | | | | |
| 73/77 | B-F500,P350/500 | 6&8 | All | D3TZ 9700-G | 54 1/2" long-bezel lettered "choke"-7/16"-20 thread-cut to length | 1 |
| 73/77 | B500,E100/300,F100/500, P350/500 | 6&8 | All | 45219-S | (M-173)-nut (carburetor choke control to instrument panel)-7/16"-20 | 1 |
| 9A701 ROD (ACCELERATOR SHAFT TO BELLCRANK LESS TRUNNION) | | | | | | |
| 73 | E100/300 | 8 | 302 | C8UZ 9A701-A | 14 7/8" long | 1 |
| 74 | E100/300 | 8 | 302 | D4UZ 9A701-A | 15 3/8" long | 1 |
| 9A702 ROD ASSY. (ACCELERATOR TO BELLCRANK)-Also refer to groups 9738, 9747, 9A758 and 9772 | | | | | | |
| 73 | E100/300 | 8 | 302 | C8UZ 9A702-A | Accelerator shaft to carburetor-8 3/16" long | 1 |
| 73 | F100/350 | 6 | 240,300 | D3TZ 9A702-A | 7 7/8" long | 1 |
| 74/77 | B-F500 | 8 | 330 | D4TZ 9A702-A | | 1 |
| 74/77 | B-F500 | 8 | 330 | 34391-S7 | (M-97)-nut (rod to accelerator and rod to carburetor)-hex 1/4"-28 | 2 |
| 9D702 STABILIZER (ACCELERATOR BELLCRANK) | | | | | | |
| 73 | E100/300 | 8 | 302 | C8UZ 9D702-A | | 1 |
| 73 | F100/350 | 6 | 240,300 | D3TZ 9D702-A | | 1 |
| 74 | E100/300 | 8 | 302 | D4UZ 9D702-A | 12 3/8" long | 1 |
| 9D703 BRACKET (ACCELERATOR BELLCRANK STABILIZER FRONT) | | | | | | |
| 73/74 | E100/300 | 8 | 302 | C8UZ 9D703-A | | 1 |
| 73 | E100/300 | 8 | 302 | 42789-S8 | (U-10)-screw & lockwasher (bracket to accelerator)-hex. head-5/16"-18 x 3/4" | 2 |
| 74 | E100/300 | 8 | 302 | 57633-S100 | (U-21)-screw & lockwasher assy. (bracket to accelerator)-hex head-5/16"-18 x 3/4" | 2 |
| 9C704 CONNECTOR (CHOKE CONTROL INLET TUBE)-Improvise from bulk hose (17543) | | | | | | |
| 73/76 | F250/350 -- with A/C | 8 | 360, 390 | 383009-S | (II-106-U)-tee (choke control inlet tube connection)-1/4" x 1/4" x 1/4"-nylon | 1 |
| 73/76 | F250/350 -- without A/C | 8 | 360,390 | 378830-S | (II-106-H)-tee (choke control inlet tube connection)-3/16" x 3/16" x 3/16"-nylon | 1 |
| 9A705 COVER (THERMOSTATIC CHOKE HEAT SUPPLY)-Also refer to group 9C869 | | | | | | |
| 73/76 | F100/350, M450/500 | 8 | 360, 390 | B8AZ 9A705-B | | 1 |
| 9B705 CONNECTOR (ACCELERATOR SHAFT TO SPEED CONTROL) | | | | | | |
| 75/ | E250/350, F150/350 | 8 | 460 | D2AZ 9B705-A | | 1 |
| 75/76 | M450/500 | 8 | All | | Cut to length | 1 |
| 9K706 SPACER (THROTTLE CABLE BRACKET) | | | | | | |
| 73/77 | P350/500 -- w/governor | 6 | 300 | C5TZ 9K706-D | 3/8" I.D. x 3/4" O.D. x 2 3/16" long-steel | 2 |
| 73/75 | B-F500 -- w/governor | 6 | 300 | | tubing-cut to 1 5/8" long | 4 |
| 73/77 | B-F500 -- w/o governor | 6 | 300 | | Cut to 1/2" long | 2 |
| 9D709 BRACKET (ACCELERATOR BELLCRANK STABILIZER REAR) | | | | | | |
| 73 | F100/350 | 6 | 240,300 | C8TZ 9D709-A | | 1 |
| 9C711 Refer to group 9510 for Carburetor Parts List instructions | | | | | | |
| 9A714 INSERT (THERMOSTATIC CHOKE CONTROL AIR INTAKE) | | | | | | |
| 73/74 | E100/300 | 8 | 302 | D3TZ 9A714-A | Approx. 2 3/4" long-5/8" O.D.-stainless steel | 1 |
| 73/ | F100 | 8 | 302 | | | 1 |
| 73/74 | E100/300,F100/350 | 6 | 240,300 | | | 1 |
| 75/ | E100/350,F100/350,P350/500 | 6 | 300 | | | 1 |
| 9E717 WIRE ASSY. (THROTTLE MODULATOR VALVE GROUND) | | | | | | |
| 73/74 | E100/200,F100 -- M/T | 6 | 240 | D3TZ 9E717-A | # D3TB 9E717-AA,AC | 1 |
| 73 | E300 (82) -- M/T | 6 | 240 | | | 1 |
| 9E719 BRACKET (SPEED CONTROL SENSOR) | | | | | | |
| 75 | F150/350 | 8 | 460 | DOTZ 9E719-A | | 1 |
| 76/ | E-F100/350 | 8 | All | | | 1 |
| 9723 BRACKET ASSY. (ACCELERATOR CABLE) Also refer to group 9728 | | | | | | |
| 73 | E100/300 | 6 | 240 | D3TZ 9723-D | | 1 |
| 73 | E300 (89) | 6 | 300 | | | 1 |
| 73 | P350/500 | 6 | 300 | C8UZ 9723-D | | 1 |

1973/79
TRUCK SERIES 100/500

| YEAR | MODEL/RESTRICTIONS | ENGINE | | PART NUMBER | DESCRIPTION | QTY. |
|--|---|--------|--------------------|----------------|---|------|
| | | CYL. | C.I.D. (C.C.D.) | | | |
| 9723 BRACKET ASSY. (ACCELERATOR CABLE) Also refer to group 9728 -- Cont'd | | | | | | |
| 73/74 | M450/500- "Before Ser. S80,001" | 8 | 360,390 | ★ C5TZ 9723-A | | 1 |
| 74/76 | F100/350 | 6 | 300 | D4TZ 9723-B | Front (engine mounted) | 1 |
| 74 | F100 | 6 | 240 | | | 1 |
| 76/77 | P350/500 | 6 | 300 | | | 1 |
| 74/76 | F100/350 | 6 | 300 | D4TZ 9723-F | Rear (dash panel mounted) | 1 |
| 74 | F100 | 6 | 240 | | | 1 |
| 74/75 | P350/500 | 6 | 300 | ★ D4TZ 9723-C | r/b D8HZ 9723-A(10/79) | 1 |
| 74 | E100/200 | 6 | 240 | D4UZ 9723-D | | 1 |
| 74 | E300(89) | 6 | 300 | | | 1 |
| 73 | P350/500 | 6 | 300 | 381985-S2 | (BB-555-A)-screw & lockwasher assy. (bracket to engine)-hex.head-5/16"-18 x 5/8" | 2 |
| 74 | F100/350,P350/500 -- w/o governor | 6 | 300 | ★ 57632-S2 | Screw & lockwasher assy. (bracket assy. to engine)-hex.head-5/16"-18 x 3/4" | 2 |
| 74 | F100 | 6 | 240 | | | 2 |
| 74 | F100/350 | 6 | 240,300 | 45338-S | (M-89-P)-nut (bracket assy. to dash panel)- hex. locking-UBS-5/16"-18 | 2 |
| 74/75 | P350/500 -- w/governor | 6 | 300 | 381904-S2 | (BB-145-A)-bolt (bracket and spacer to engine)-hex.head-5/16"-18 x 2 1/4" | 2 |
| | | | | 34806-S7 | (X-64)-lockwasher-5/16" | |
| 9724 BELLCRANK (ACCELERATOR) | | | | | | |
| 74/77 | B-F500 | 6 | 300 | D4TZ 9724-B | | 1 |
| 74/77 | B-F500 | 6 | 300 | 377615-S2 | (BB-444-P)-bolt (bellcrank to bracket)- hex.head shoulder-5/16"-18 x 1 13/32" | 1 |
| | | | | 370444-S7 | (XX-135)-washer-flat-3/8" | |
| | | | | 34976-S4 | (M-89-CA)-nut-hex. lock-5/16"-18 | |
| 9E724 WIRE ASSY. (THROTTLE MODULATOR CONTROL) | | | | | | |
| B500 | | | | | | |
| 75/77 | B500 -- Calif. | 6 | 300 | D5TZ 9E724-N | # D5TB 9E724-NA,NB,ED-D5TB 9E724-NB | 1 |
| 75/76 | B500 -- Calif. "Before Ser. A75,000" | 8 | 330 | D5TZ 9E724-P | # D5TB 9E724-PA ,PB | 1 |
| 76/77 | B500 - Calif. "From Ser. A75,000" | 8 | 330 | D6TZ 9E724-E | # D6TB 9E724-EA | 1 |
| E100/350 | | | | | | |
| 75 | E150/350 -- Calif. | 6&8 | All | D5UZ 9E724-B | # D5UB 9E724-BB,BC,BD | 1 |
| 76/77 | E150/350 -- Calif. | 6&8 | 300,460 | | | 1 |
| 76/77 | E150/350 -- Calif. | 8 | 351W | D6UZ 9E724-A | # D5UB 9E724-CA | 1 |
| 78/ | E100/250 -- Calif. | 8 | 351W | D8UZ 9E724-A | # D8UB 9E724-AA,-AB ,AC | 1 |
| 78 | E350 -- Calif. | 8 | 351 | | | 1 |
| 79 | E350 -- Calif. | 8 | 351 | D9UZ 9E724-A | # D9UB 9E724-AA | 1 |
| 78 | E100/350 | 6 | 300 | D8UZ 9E724-B | # D8UB 9E724-BA,-BB,BC | 1 |
| 79 | E150 | 8 | 302 | | | 1 |
| 78 | E350 | 8 | 460 | | | 1 |
| 79 | E150/250 -- Canada | 6 | 300 | | | 1 |
| 79 | E350 -- A/T-Canada | 8 | 460 | | | 1 |
| 79 | F150/250 -- Canada | 6 | 300 | D7TZ 9E724-A | | 1 |
| 79 | F150/250 -- Canada | 8 | 351,400 | | | 1 |
| F100/350 | | | | | | |
| 73 | F100 -- 4/W/D | 6 | 240 | D3TZ 9E724-B | # D3TB 9E724-BC,BE,D4TB 9E724-DA | 1 |
| 73 | F100 "Before Ser.R80,001" | 8 | 302,360 | D3TZ 9E724-C | # D3TB 9E724-CA | 1 |
| 73 | F100 -- M/T- "Before Ser.R80,001" | 8 | 390 | | | 1 |
| 73 | F100 "From Ser.R80,001" | 8 | 302,360 | ★ D3TZ 9E724-D | # D3TB 9E724-CC, D4TB 9E724-CA- not replaced | 1 |
| 73 | F100 -- M/T- "From Ser.R80,001" | 8 | 390 | | | 1 |
| 75/77 | F150/350 -- Calif. | 6 | 300 | D5TZ 9E724-B | # D5TB 9E724-BC | 1 |
| 75/77 | F150/350 -- Calif. | 8 | 360,460 | | | 1 |

1973/79
TRUCK SERIES 100/500

| YEAR | MODEL/RESTRICTIONS | ENGINE | | PART NUMBER | DESCRIPTION | QTY. |
|---|---|--------|--------------------|--------------|---|------|
| | | CYL. | C.I.D. (C.C.D.) | | | |
| 9E724 WIRE ASSY. (THROTTLE MODULATOR CONTROL) — Cont'd | | | | | | |
| F100/350 | | | | | | |
| 77 | F150/350 -- Calif. | 8 | 351M, 400 | D7TZ 9E724-A | # D7TB 9E724-AA | 1 |
| 77/ | F100 | 8 | 302 | | | 1 |
| 77/ | F150/350 | 8 | 460 | | | 1 |
| 78/ | F350 -- Calif. | 6 | 300 | | | 1 |
| 78/ | F350 | 8 | 351M, 400 | | | 1 |
| 77/78 | F150 | 8 | 302 | | | 1 |
| 79 | F150 -- A/T | 8 | 302 | | | 1 |
| 79 | F150/250 -- Leaded fuel | 8 | 351,400 | | | 1 |
| F500 | | | | | | |
| 75/76 | F500 -- Calif. | 6 | 300 | D5TZ 9E724-D | # D5TB 9E724-DB, ED-D5TB 9E724-DB | 1 |
| 77 | F500 -- Calif. | 6 | 300 | D7HZ 9E724-E | # D6TA 9E724-AA, D7HT 9E724-CA | 1 |
| 75/76 | F500 -- Calif. "Before Ser. A75,000" | 8 | 330 | D5TZ 9E724-P | # D5TB 9E724-PA,PB | 1 |
| 76/77 | F500 -- Calif. "From Ser. A75,000" | 8 | 330 | D6TZ 9E724-E | # D6TB 9E724-EA | 1 |
| P350/500 | | | | | | |
| 75/77 | P350/500 -- Calif. | 6 | 300 | D5TZ 9E724-K | # D5TB 9E724-KB | 1 |
| 73 | F100 | 8 | 302,360, 390 | 353547-S2 | (GG-173)-clip (wire to valve assy.) | 1 |
| | | | | 33795-S7 | (M-49)-nut-hex.-1/4"-20 | |
| | | | | 34940-S7-8 | (X-88)-lockwasher 1/4" external tooth | |
| 9725 ACCELERATOR ASSY. | | | | | | |
| 73 | B500,F500 (84) | 8 | 330M/D | D3TZ 9725-N | | 1 |
| 73 | B500,F500 (84) | 6 | 300L/D | C7TZ 9725-H | | 1 |
| 73 | E100/300 | 6&8 | All | D3UZ 9725-G | | 1 |
| 74 | E100/300 | 6&8 | All | D4UZ 9725-B | | 1 |
| 73 | F100 | 6 | 240 | D3TZ 9725-H | | 1 |
| 73 | F250/350 | 6 | 300 | | | 1 |
| 73 | F100/350 | 8 | 360,390 | D3TZ 9725-E | | 1 |
| 73 | F100 | 8 | 302 | | | 1 |
| 73 | F500 (81) | 6 | 300L/D | C7TZ 9725-J | | 1 |
| 73 | F500 (81) | 8 | 330M/D | D3TZ 9725-L | | 1 |
| 73/74 | F100/350 | 8 | 460 | D4TZ 9725-N | | 1 |
| 74 | F100 | 8 | 302 | D4TZ 9725-R | | 1 |
| 74 | F100/350 | 8 | 360,390 | | | 1 |
| 74/77 | F500(81) | 6 | 300 | D4TZ 9725-G | | 1 |
| 74/77 | B500,F500(84) | 6 | 300 | D4TZ 9725-H | | 1 |
| 74/77 | F500(81) | 8 | 330 | D4TZ 9725-J | | 1 |
| 74/77 | B500,F500(84) | 8 | 330 | D4TZ 9725-K | | 1 |
| 74/ | F100/350 | 6 | 240,300 | D8TZ 9725-B | Has plastic ctr. brkt. | 1 |
| 79 | F100/350 | 8 | All | | | 1 |
| 75/78 | F100/350 | 8 | All | D8TZ 9725-A | Has die-cast ctr. brkt. | 1 |
| 75/ | E100/350 | 6&8 | All | D5UZ 9725-A | | 1 |
| 73/74 | M450/500- "Before Ser. S80,001" | 8 | 360,390 | D3TZ 9725-P | | 1 |
| 74/76 | M450/500- "From Ser. S80,001" | 8 | 360,390, 460 | D3HZ 9725-J | Cab mounted | 1 |
| 74/76 | M450/500- "From Ser. S80,001" | 8 | 360,390 | D3HZ 9725-K | Engine mounted | 1 |
| 74/76 | M450/500 | 8 | 460 | D4HZ 9725-S | Engine mounted | 1 |
| 73/77 | P350/500 | 6 | 300 | D4TZ 9725-AA | | 1 |
| 73 | F100/500,B500 | 6&8 | All | 72917-S | (N-82-F)-pin (accelerator shaft to accelerator pedal)-straight-1/8" x 1 3/8" | 1 |

1973/79
TRUCK SERIES 100/500

| YEAR | MODEL/RESTRICTIONS | ENGINE | | PART NUMBER | DESCRIPTION | QTY. |
|--|--------------------------------|--------|--------------------|--------------|--|------|
| | | CYL. | C.I.D. (C.C.D.) | | | |
| 9725 ACCELERATOR ASSY. — Cont'd | | | | | | |
| 73 | F100/350 | 6 | 240,300 | 20346-S8 | (B-50)-bolt (accelerator shaft to dash)-hex. head-5/16"-18 x 3/4" | 3 |
| 74 | F100/350 | 6 | 240,300 | 57637-S2 | (U-15-A)-screw & lockwasher assy.- (accelerator shaft to dash)-hex. head-5/16"-18 x 1 1/2" | 3 |
| 74 | F100/350 | 6 | 240,300 | 45338-S2 | (M-89-P)-nut-hex. locking-UBS-5/16"-18 | 3 |
| 73/74 | F100/350 | 8 | All | ★57633-S100 | (U-21)-screw & washer assy. (accelerator shaft to dash)-5/16"-18 x 3/4" | 3 |
| 74 | E100/300 | 8 | 302 | | 3 | |
| 74/77 | B-F500 | 6&8 | All | | 3 | |
| 73 | B-F500(84) | 6&8 | All | 20326-S7-8 | (B-49)-bolt (accelerator shaft to dash)-hex. head-5/16"-18 x 5/8" | 3 |
| | | | | 34806-S7 | (X-64)-lockwasher 5/16" | |
| 74/77 | P350/500 | 6 | 300 | 57039-S2 | (B-340-B)-screw & lockwasher assy.- (accelerator shaft to floor pan)-hex. head-5/16"-18 x 3/4" | 2 |
| 74/76 | M450/500 | 8 | All | ★56120-S | Bolt (accelerator to mounting plate)-hex. washer head-5/16"-18 x 3/4" | 2 |
| | | | | 33770-S4 | (M-89-K)-nut-hex. lock (UBS)-5/16"-18 | |
| 74/76 | M450/500 | 8 | All | 42998-S | (B252-A)-bolt (accelerator to support)-hex. slotted head-3/8"-16 x 1" | 2 |
| 75/ | E100/350 | 6&8 | All | 34976-S4 | (M-89-CA)-nut(accelerator assy. to body)-hex. lock-5/16"-18 | 3 |
| 9728 BRACKET (ACCELERATOR CABLE)—Also refer to group 9723 | | | | | | |
| 73 | B-F500 | 6 | 300 | C9TZ 9728-A | | 1 |
| 73 | E100/300 | 6 | 240 | ★C9UZ 9728-A | Not replaced | 1 |
| 73 | E300 (89) | 6 | 300 | | | 1 |
| 74 | E100/200 | 6 | 240 | D4UZ 9728-A | | 1 |
| 74 | E300(89) | 6 | 300 | | | 1 |
| 75/ | E100/350 | 6 | 300 | D5UZ 9728-B | | 1 |
| 77/ | F100/350 | 6 | 300 | | Front (engine mount) | 1 |
| 75/78 | E250/350 | 8 | 460 | D5AZ 9728-A | | 1 |
| 75/76 | E100/350 "Before Ser. B50,000" | 8 | 351W | D5UZ 9728-C | | |
| 76 | E100/350 "From Ser. B50,000" | 8 | 351W | D6UZ 9728-A | | 1 |
| 77/78 | E100/350 | 8 | 351W | D7UZ 9728-A | | 1 |
| 79 | E100/350 -- Leaded fuel | 8 | 351W | | | 1 |
| 77/ | F100/350 | 6 | 300 | D8TZ 9728-A | Rear (dash panel mount) | 1 |
| 79 | E100/350 | 8 | 302 | D9TZ 9728-A | | 1 |
| 79 | E250/350 | 8 | 460 | D9TZ 9728-B | | 1 |
| 79 | E100/350 -- Unleaded fuel | 8 | 351W | D9TZ 9728-C | | 1 |
| 75/ | E100/350 | 6&8 | All | ★57632-S2 | Screw & lockwasher assy.-(bracket assy. to engine)-hex. head-5/16"-18 x 3/4" | 2 |
| 9728 BRACKET (ACCELERATOR SHAFT) | | | | | | |
| 73 | F100/350 | 6 | 240,300 | C7TZ 9728-A | | 1 |
| 74/77 | B-F500 | 6 | 300 | D4TZ 9728-A | Upper | 1 |
| 74/77 | B-F500 | 6 | 300 | D4TZ 9728-D | Lower | 1 |
| 74/77 | B-F500 | 6 | 300 | ★385657-S | Bushing (accelerator shaft)-nylon-7/16" I.D. x 11/16" long | |
| 74/77 | B-F500 | 6 | 300 | 56302-S2 | (B-318-GE)-bolt (bracket to dash panel)-hex. washer head-(UBS)-1/4"-20 x 5/8" | 3 |
| | | | | 33769-S2 | (M-89-J)-nut-hex. lock-(UBS)-1/4"-20 | 3 |
| 9E730 BRACKET (THROTTLE MODULATOR MOUNTING) | | | | | | |
| 75/77 | F500 -- Calif. emission | 6&8 | All | D5HZ 9E730-B | | 1 |
| 75/76 | F150/350 -- Calif. emission | 8 | 360,460 | D5TZ 9E730-A | | 1 |
| 77/ | F150 | 8 | 302 | | | 1 |
| 77/ | F150/350 | 6&8 | 300,351, 400,460 | | | 1 |

1973/79
TRUCK SERIES 100/500

SECTION 96 25

| YEAR | MODEL/RESTRICTIONS | ENGINE | | PART NUMBER | DESCRIPTION | QTY. |
|--|--|--------|--------------------|----------------|--|------|
| | | CYL. | C.I.D. (C.C.D.) | | | |
| 9E730 BRACKET (THROTTLE MODULATOR MOUNTING) — Cont'd | | | | | | |
| 75/76 | M450/500 — Calif. emission | 8 | All | D5HZ 9E730-C | | 1 |
| 9E731 SENSOR ASSY. (SPEED CONTROL) | | | | | | |
| 75/ | E100/350, F150/350— Factory installed | 8 | All | D4AZ 9E731-B | *DY-145 #D4AF 9E731-BA | 1 |
| 79 | E-F100/350 — Electronic speed control-dealer installed | 6&8 | All | D9AZ 9E731-A | Mounted to under side of floor pan approx. 1" from drive shaft | 1 |
| 79 | E-F100/350 — Electronic speed control-dealer installed | 6&8 | All | D9AZ 9E731-B | Consists of (2) magnets & glue necessary to attach to driveshaft | 1 |
| 9732 BELLCRANK and BRACKET ASSY. (ACCELERATOR) | | | | | | |
| 73 | F100/350 | 6 | 240,300 | D3TZ 9732-A | | 1 |
| 9C734 SERVO and BRACKET ASSY. (SPEED CONTROL)—also refer to group 9C735 | | | | | | |
| 75/76 | E250/350— "Before Ser. B50,000" | 8 | 460 | D5SZ 9C734-B | Use with 33" long vacuum hose cut from D3PZ 17543-A | 1 |
| 76/ | E250/350— "From Ser. B50,000" | 8 | 460 | D6UZ 9C734-A | | 1 |
| 9735 PEDAL ASSY. (ACCELERATOR) | | | | | | |
| 73 | B500,F500 (84) | 6&8 | All | C0TT 9735-A | | 1 |
| 73 | P350/500 | 6 | 300 | | | 1 |
| 73/74 | E100/300 | 6&8 | All | C80Z 9735-B | | 1 |
| 73/74 | F100/350 | 6&8 | All | | | 1 |
| 75/ | E-F100/350 | 6&8 | All | ★ | Serviced only in 9725 accelerator assy. | 1 |
| 73 | F500 (81) | 6&8 | All | C1TZ 9735-C | | 1 |
| 74/77 | P350/500 | 6 | 300 | D4TZ 9735-A | | 1 |
| 74/77 | B-F500 | 6&8 | All | C5ZZ 9735-D | | 1 |
| 73/76 | M450/500 | 8 | All | D4HZ 9735-A | | 1 |
| 73/77 | P350/500 | 6 | 300 | 23438-S8 | (B-4)-bolt (pedal stop)-carriage- 5/16"-18 x 1 1/4" | 1 |
| | | | | 379930-S | (MM-173-M)-nut-hex. locking-5/16"-18 | 2 |
| | | | | 44722-S8 | (X-19)-washer-flat-5/16" | |
| | | | | 33922-S8 | (M-27)-nut-hex. jam-5/16"-18 | 1 |
| 73/77 | P350/500 | 6 | 300 | ★56303-S4 | Bolt (pedal to floor pan)-hex.head-pilot end- 1/4"-20 x 3/4" | 2 |
| 73 | F500(81) | 6&8 | All | ★56322-S2 | bolt (pedal to follor pan)-hex. washer head- piolet end-5/16"-18 x 1 1/8" | 2 |
| 73 | B-F500(84) | 6&8 | All | 56105-S | (B-319-D)-bolt (pedal to bracket)-hex. washer head-UBS-1/4"-20 X 1" | 2 |
| 74/77 | P350/500 | 6 | 300 | ★33777-S2 | Nut (Pedal to floor pan)-hex. locking-1/4"-20 | 2 |
| 74/77 | B-F500 | 6&8 | All | 380503-S101 | (BB-701-PA)-bolt (pedal to shaft)-pan head shoulder-1/4"-28 x 1 3/64" | 1 |
| 74 | M450/500 | 8 | All | ★56102-S | Bolt (accelerator pedal to mounting plate)- hex. washer head (UBS)-1/4"-20 x 5/8" | 2 |
| | | | | 33769-S2 | (M-89-J)-nut-hex. lock (UBS)-1/4"-20 | |
| 9735 COVER (ACCELERATOR PEDAL) | | | | | | |
| 76/78 | F100/150 | 6&8 | All | C90Z 9735-A | Stainless steel-use w/luxury decor | 1 |
| 9C735 SERVO ASSY. (SPEED CONTROL)—also refer to group 9C734 | | | | | | |
| 75/76 | M450/500 | 8 | All | D4AZ 9C735-C | | 1 |
| 73/78 | F100/350 — 2/W/D — A/T | 6&8 | All | | Use w/ dealer installed speed control kit | 1 |
| 73/74 | E100/300 — A/T | 8 | 302 | D4UZ 9C735-A | Use w/dealer installed speed control kit | 1 |
| 75/ | F150/350 | 8 | 460 | D5SZ 9C735-A | #D5SA 9C735-AC,BA,D6SA 9C735-AA | 1 |
| 75/76 | E250/350 "Before Ser. B50,000" | 8 | 460 | | | 1 |
| 76 | E100/350— "Before Ser. B50,000" | 8 | 351W | | | 1 |
| 77/ | F100/350 | 8 | 351M, 400 | ★D7TA 9C735-AA | Use D5SZ 9C735-A — and Cut 1/2" of chain link from Servo | 1 |
| 76/77 | E100/350— "From Ser. B50,000" | 8 | All | D6UZ 9C735-A | #D5UA 9C735-AA, D6UA 9C735-AA,AB | 1 |
| 78/ | E100/350 | 8 | 351W, 460 | | | 1 |
| 75/78 | E100/350 — A/T | 8 | All | D5UZ 9C735-A | Use w/dealer installed speed control kit. | 1 |
| 9C736 BRACKET (SPEED CONTROL SERVO) | | | | | | |
| 75/76 | M450/500 | 8 | All | D5HZ 9C736-B | | 1 |

OCTOBER, 1979

COPYRIGHT © 1979—

FORD MOTOR

—DEARBORN, MICHIGAN

COMPANY

NEW ISSUE

1973/79
TRUCK SERIES 100/500

| YEAR | MODEL/RESTRICTIONS | ENGINE | | PART NUMBER | DESCRIPTION | QTY. |
|---|---|--------|--------------------|---------------|--|------|
| | | CYL. | C.I.D. (C.C.D.) | | | |
| 9737 SPRING (ACCELERATOR RETRACTING) - | | | | | | |
| Also refer to group 7523-Refer to group 9737 which follows for kit components | | | | | | |
| 73 | B500 | 6 | 300 | ★ C5TZ 9737-J | 3 7/8" long - 13/16" O.D.-repl. by C7TZ 9737-H kit | 1 |
| 73 | B500 | 8 | 330 | D0HZ 9737-AH | Accelerator pedal retracting-5 1/2" long-11/16" O.D. | 1 |
| 74/77 | B500 | 6 | All | D4TZ 9737-J | Accelerator shaft retracting -5 3/4" long 1/2" O.D. | 2 |
| 74/77 | B500 | 8 | 330 | | Use (1) w/o centri-vac. gov.; use (2) with centri-vac gov. | 1or2 |
| 74/75 | B500 -- exc. centri-vac governor "Before Ser. V80,001" | 8 | 330 | D4TZ 9737-Y | Accelerator shaft retracting-4 3/16" long-1/2" O.D. | 1 |
| 75/77 | B500 -- with velocity governor | 8 | 330 | D5TZ 9737-T | Accelerator shaft retracting-3 5/16" long-1/2" O.D. | 2 |
| 73 | E100/300 | 6 | 240 | C8UZ 9737-B | 2 27/32" long- 9/16" O.D. | 1 |
| 73 | E300 (89) | 6 | 300 | | | 1 |
| 73 | E100/300 | 8 | 302 | D2UZ 9737-B | Accelerator pedal retracting-3 3/8" long-13/16" O.D. | 1 |
| 75/ | E100/350 -- A/T | 6 | 300 | D3TZ 9737-U | 3 9/16" long-1/2" O.D. | 1 |
| 74 | E100/300 | 8 | 302 | D4UZ 9737-U | Accelerator shaft retracting-4 5/8" long-x 5/8" O.D. | 2 |
| 73 | F100/350 -- M/T | 6 | 240, 300 | D3TZ 9737-U | 3 9/16" long- 1/2" O.D. | 1 |
| 73 | F100/350 -- C4, C/M | 6 | 240, 300 | | | 2 |
| 77/ | F100/350 -- A/T | 6 | 300 | | | 1 |
| 73/74 | F100/350 | 8 | 360, 390 | D3TZ 9737-D | Accelerator pedal retracting-5 9/16" long--13/32" O.D. | 1 |
| 73/74 | F100 | 8 | 302 | | | 1 |
| 73 | F250/350 | 8 | 460 | D4TZ 9737-G | Accelerator shaft retracting-5 1/4" long-3/4" O.D. | 1 |
| 74/76 | F100 | 8 | 302 | D4TZ 9737-M | Front-4 1/8" long- 5/8" O.D. | 1 |
| 74 | F100/350 | 8 | 360,460 | | | 1 |
| 74 | F100/350 -- 2/B carb. | 8 | 390 | | | 1 |
| 75/76 | F100/350 -- 2/B carb. | 8 | 360,390 | | | 1 |
| 74/76 | F250/350 -- 4/B carb. | 8 | 390 | D4TZ 9737-V | Front-3 1/8" long- 5/8" O.D. | 1 |
| 75/ | F150/350 | 8 | 460 | | | 1 |
| 74/ | F100/150 | 8 | 302 | D4TZ 9737-N | Rear-5 1/8" long- 5/8" O.D. | 1 |
| 74/76 | F100/350 | 8 | 360,390 | | | 1 |
| 75/ | F150/350 | 8 | 460 | | | 1 |
| 73 | F500 | 6 | 300 | ★ C5TZ 9737-J | 3 7/8" long-13/16" O.D. -repl. by C7TZ 9737-H kit | 1 |
| 73 | F500 | 8 | 330 | D0HZ 9737-AH | Accelerator pedal retracting -5 1/2" long-11/16" O.D. | 1 |
| 74/77 | F500 | 6 | All | D4TZ 9737-J | Accelerator shaft retracting-5 3/4" long-1/2" O.D. | 2 |
| 74/77 | F500 | 8 | 330 | | Use (1) w/o centri-vac. gov.; use (2) with centri-vac gov. | 1or2 |
| 74/75 | F500 -- exc. centri-vac. governor "Before Ser. V80,001" | 8 | 330 | D4TZ 9737-Y | Accelerator shaft retracting-4 3/16" long-1/2" O.D. | 1 |
| 75/77 | F500 -- with velocity governor | 8 | 330 | D5TZ 9737-T | Accelerator shaft retracting-3 5/16" long-1/2" O.D. | 2 |
| 77/ | F100/350 | 8 | 302,351M, 400 | D7TZ 9737-A | Front-3 1/2" long-5/8" O.D. | 1 |
| 77/ | F100/350 | 8 | 351M, 400 | D7TZ 9737-B | Rear-3 7/8" long- 5/8" O.D. | 1 |
| 74/76 | M450/500 -- 2/B carb. "From Ser. S80,001" | 8 | 360,390 | D4TZ 9737-M | Front-4 1/8" long-5/8" O.D. | 1 |
| 74/76 | M450/500 | 8 | 460 | | Front | 1 |
| 74/76 | M450/500 | 8 | 460 | D4TZ 9737-N | Rear-5 1/8" long-5/8" O.D. | 1 |
| 74/76 | M450/500 -- 4/B carb. "From Ser. S80,001" | 8 | 390 | D4TZ 9737-V | Front-3 1/8" long-5/8" O.D. | 1 |

**1973/79
TRUCK SERIES 100/500**

SECTION 96 27

| YEAR | MODEL/RESTRICTIONS | ENGINE | | PART NUMBER | DESCRIPTION | QTY. |
|---|---|--------|--------------------|---------------|---|------|
| | | CYL. | C.I.D. (C.C.D.) | | | |
| 9737 SPRING (ACCELERATOR RETRACTING) -- Cont'd | | | | | | |
| Also refer to group 7523--Refer to group 9737 which follows for kit components | | | | | | |
| 73/74 | M450/500-- "Before Ser. S80,001" | 8 | 360,390 | D1TZ 9737-A | 4 1/2" long-23 coils x 3/4" O.D. | 1 |
| 73/77 | P350/500 | 6 | 300 | D2UZ 9737-B | Accelerator pedal retracting -3 3/8" long- 1 3/16" O.D. | 1 |
| 9737 SPRING and EXTENSION KIT (ACCELERATOR RETURN)--Refer to preceding 9737 group for spring application | | | | | | |
| 73/ | ALL | 6&8 | All | C7TZ 9737-H | Consists of 5-C7RA 9737-C Spring (accel. shaft return)- 3/4" O.D. x 2 13/16" long-27 1/2 coils 10-C7RA 9A843-A Extension (accel. return spring)-6" long | AR |
| 9738 ROD (PEDAL TO ACCELERATOR)--Also refer to group 9A702 | | | | | | |
| 73 | P350/500 | 6 | 300 | C5TZ 9738-A | 4 11/16" long | 1 |
| 74/77 | P350/500 | 6 | 300 | D4TZ 9738-A | | 1 |
| 73/76 | M450/500 | 8 | All | D3TZ 9738-A | | 1 |
| 74/77 | P350/500 | 6 | 300 | 372396-S8 | (XX-78)-washer (rod to accel.)-flat-3/16" | 2 |
| | | | | 372395-S | (XX-368)-washer-spring-3/8" | |
| | | | | 358883-S7-8 | (NN-128)-pin-spring | |
| 9741 BRACKET (ACCELERATOR RETRACTING SPRING) | | | | | | |
| 73/75 | B500 "Before Ser. W00,001" | 8 | All | ★ DOHA 9741-B | Cut from 1/8" thick steel x 1 1/2" wide | 1 |
| 73 | B500 | 6 | 300 | C5AZ 9741-A | | 1 |
| 74/77 | B500 | 6 | 300 | D4HZ 9741-A | Upper | 1 |
| 74/77 | B500 | 6 | 300 | D4HZ 9741-B | Lower | 1 |
| 74/75 | B500 "Before Ser. W00,001" | 8 | 330 | D4HZ 9741-V | Upper | 1 |
| 75 | B500 "Before Ser. W00,001" | 8 | 330 | D4HZ 9741-Y | Lower | 1 |
| 74 | B500 | 8 | 330 | D4TZ 9741-AD | Lower | 1 |
| 75/77 | B500 "From Ser. W00,001" | 8 | 330 | D5TZ 9741-AC | # D5TA 9741-ACA-upper | 1 |
| 75/77 | B500 "From Ser. W00,001" | 8 | 330 | D5TZ 9741-AD | # D5TA 9741-ADA-lower | 1 |
| 73/74 | E100/300 | 8 | 302 | C8UZ 9741-A | | 1 |
| 75/76 | E100/350 -- C4,C6 | 6 | 300 | D3TZ 9741-A | | 1 |
| 74 | E100/300 | 8 | 302 | D4TZ 9741-R | Rear | 1 |
| 74 | E100/300 | 8 | 302 | D4UZ 9741-A | Front | 1 |
| 74 | F100/350 -- C4,C/M | 6 | 240,300 | C5AZ 9741-A | | 1 |
| 75/76 | F100/350 -- C4, C/M | 6 | 300 | | | 1 |
| 73 | F100 -- 2/W/D | 8 | 302 | ★ D3TZ 9741-C | Not replaced | 1 |
| 73 | F100/350 | 8 | 360,390 | D3TZ 9741-D | | 1 |
| 73 | F100/350 | 6 | 240,300 | D3TZ 9741-A | | 1 |
| 73 | F250/350 | 8 | 460 | ★ D4TZ 9741-C | Not replaced | 1 |
| 74 | F100/350 | 8 | 460 | D4TZ 9741-K | Front | 1 |
| 74 | F100/350 | 8 | 460 | D4TZ 9741-L | Rear | 1 |
| 74/ | F100/150 | 8 | 302 | D4TZ 9741-M | Front | 1 |
| 74 | F100 | 8 | 302 | D4TZ 9741-R | Rear | 1 |
| 74/76 | F100/350 -- 2/B carb. | 8 | 360,390 | D4TZ 9741-S | Front | 1 |
| 74 | F100/350 -- 2/B carb. | 8 | 360,390 | D4TZ 9741-N | Rear | 1 |
| 75 | F250/350 -- 2/B Carb. "Before Ser. W00,001" | 8 | 360,390 | | | 1 |
| 74 | F250/350 -- 4/B carb. | 8 | 390 | D4TZ 9741-T | Front | 1 |
| 75 | F150/350 -- 4/B carb.- "Before Ser. W00,001" | 8 | 390 | | Front | 1 |
| 74 | F250/350 -- 4/B carb. | 8 | 390 | D4TZ 9741-U | Rear | 1 |
| 75 | F150/350 -- 4/B carb "Before Ser. W00,001" | 8 | 390 | | | 1 |
| 75/ | F100/150 | 8 | 302 | D5TZ 9741-R | # D5TA 9741-RA, RB-rear | 1 |
| 75/ | F150/350 "From Ser. W00,001" | 8 | 460 | D5TZ 9741-N | # D5TA 9741-NA-front | 1 |
| 75/76 | F100 | 8 | 360,390 | D5TZ 9741-K | Rear | 1 |
| 75/76 | F150/350 -- "From Ser. W00,001" | 8 | 360 | | | 1 |

1973/79
TRUCK SERIES 100/500

| YEAR | MODEL/RESTRICTIONS | ENGINE | | PART NUMBER | DESCRIPTION | QTY. |
|--|---|--------|--------------------|--------------|--|------|
| | | CYL. | C.I.D. (C.C.D.) | | | |
| 9741 BRACKET (ACCELERATOR RETRACTING SPRING) — Cont'd | | | | | | |
| 75/76 | F150/350 -- with 4/B carb. "From Ser. W00,001" | 8 | 390 | D5TZ 9741-F | Front | 1 |
| 75/ | F150/350 | 8 | 460 | | Rear | 1 |
| 75/76 | F150/350 -- with 4/B carb. "From Ser. W00,001" | 8 | 390 | D5TZ 9741-M | Rear | 1 |
| 77/ | F100/350 | 8 | 351M, 400 | D7TZ 9741-C | Front | 1 |
| 77/ | F100/350 | 8 | 351M, 400 | D7TZ 9741-B | Rear | 1 |
| 75/77 | F500 -- "From Ser. W00,001" | 8 | 330 | D5TZ 9741-AC | # D5TA 9741-ACA-upper | 1 |
| 75/77 | F500 -- "From Ser. W00,001" | 8 | 330 | D5TZ 9741-AD | # D5TA 9741-ADA-lower | 1 |
| 73 | F500 | 6 | 300 | C5AZ 9741-A | | 1 |
| 73/75 | F500 | 8 | All | ★D0HA 9741-B | Cut from 1/8" thick steel x 1 1/2" wide | 1 |
| 74/77 | F500 | 6 | 300 | D4HZ 9741-A | Upper | 1 |
| 74/77 | F500 | 6 | 300 | D4HZ 9741-B | Lower | 1 |
| 74/75 | F500 "Before Ser. W00,001" | 8 | 330 | D4HZ 9741-V | Upper | 1 |
| 74 | F500 | 8 | 330 | D4TZ 9741-AD | Lower | 1 |
| 75 | F500 "Before Ser. W00,001" | 8 | 330 | D4HZ 9741-Y | Lower | 1 |
| 74/75 | M450/500 -- 2/B carb. | 8 | 360,390 | D4TZ 9741-S | Front | 1 |
| 74/75 | M450/500 -- 2/B carb. | 8 | 360,390 | D4TZ 9741-N | Rear | 1 |
| 74/75 | M450/500 -- 4/B carb. "Before Ser. W00,001" | 8 | 390 390 | D4TZ 9741-T | Front | 1 |
| 75 | M450 -- 4/B carb. | 8 | 390 | D5TZ 9741-F | Front | 1 |
| 74/75 | M450/500 -- 4/B carb. "Before Ser. W00,001" | 8 | 390 | D4TZ 9741-U | Rear | 1 |
| 75 | M450 -- 4/B carb. "From Ser. W00,001" | 8 | 390 | D5TZ 9741-M | Rear | 1 |
| 74/75 | M450/500 "Before Ser. W00,001" | 8 | 460 | D4TZ 9741-K | Front | 1 |
| 75 | M450/500 "From Ser. W00,001" | 8 | 460 | D5TZ 9741-N | # D5TA 9741-NA-front | 1 |
| 74/76 | M450/500 | 8 | 460 | D4HZ 9741-S | Rear | 1 |
| 73/77 | P350/500 | 6 | 300 | C5AZ 9741-A | | 1 |
| 73/ | B500,F100/500 | 6 | 240,300 | 20346-S8 | (B-50)-bolt (bracket to engine)-hex.head- 5/16"-18 x 3/4" | 2 |
| 73/77 | P350/500 | 6 | 300 | 20326-S7-8 | (B-49)-bolt (bracket to engine)-hex. head- 5/16"-18 x 5/8" | 2 |
| 73/ | F100/350 | 8 | All | ★57632-S36 | Screw & lockwasher assy. (bracket to engine) | 2 |
| 74/ | F100/350 -- C4, C/M | 6 | 240, 300 | | -hex. head-5/16-18 x 3/4" | 2 |
| 74 | E100/300 | 8 | 302 | | | 2 |
| 74/77 | P350/500 | 6 | 300 | | | 2 |
| 74/ | F100/350 | 8 | 460 | 20312-S7-8 | (B-75)-bolt (front bracket to engine)-hex. head-3/8"-16 x 1/2" | 1 |
| | | | | 34807-S8 | (X-66)-lockwasher-3/8" | |
| 74/ | F100/150 | 8 | 302 | ★ 57643-S2 | Screw & lockwasher assy. (front bracket to engine)-hex. head-3/8"-16 x 5/8" | 1 |
| 74/76 | F100/350 | 8 | 360, 390 | | | 1 |
| 74 | E100/300 | 8 | 302 | ★ 57644-S2 | Screw & lockwasher assy. (rear bracket to intake manifold)-hex. head-3/8"-16 x 3/4" | 1 |
| 74/75 | B-F500 -- w/governor | 6 | 300 | ★56128-S2 | Bolt (bracket to engine)-hex. washer head- (UBS)-5/16"-18 x 2 1/2" | 2 |
| 74/ | B-F500 -- w/o governor | 6 | 300 | ★57635-S2 | Screw & lockwasher assy. (bracket to engine) -hex. head-5/16"-18 x 1" | 2 |
| 74/77 | B-F500 | 8 | 330 | 57633-S100 | (U-21)-screw & lockwasher assy. (bracket to engine)-hex. head-5/16"-18 x 3/4" | 2 |
| 74/76 | M450/500 | 8 | All | | | 2 |
| 75/ | E100/350 -- C4,C6 | 6 | 300 | | | 2 |

**1973/79
TRUCK SERIES 100/500**

SECTION 96 29

| YEAR | MODEL/RESTRICTIONS | ENGINE | | PART NUMBER | DESCRIPTION | QTY. |
|--|---|--------|--------------------|---------------|--|------|
| | | CYL. | C.I.D. (C.C.D.) | | | |
| 9C746 HOSE (SPEED CONTROL REGULATOR TO SERVO) | | | | | | |
| 75/76 | M450/500 | 8 | All | D4HS 9C746-AA | 20" long-cut from D3PZ 17543-A | 1 |
| 9747 ROD ASSY. (ACCELERATOR SHAFT TO CARBURETOR)-Also refer to groups 9A702, 9A758 and 9772 | | | | | | |
| 75/77 | B500 -- w/velocity governor | 8 | 330 | D5TZ 9747-G | # D5TA 9747-GA | 1 |
| 74 | E100/300 | 8 | 302 | D4UZ 9747-A | 8 1/4" long | 1 |
| 73 | F100/350 | 8 | 360,390 | D3TZ 9747-B | 10 3/4" long | 1 |
| 73 | F100 | 8 | 302 | | | 1 |
| 73 | F250/350 | 8 | 460 | D4TZ 9747-B | 12" long | 1 |
| 74 | F100/350 | 8 | 460 | D4TZ 9747-D | 11 1/2" long | 1 |
| 74 | F100 | 8 | 302 | D4TZ 9747-E | 10 3/8" long | 1 |
| 74 | F100/350 -- 2/B carb. | 8 | 360, 390 | | | 1 |
| 74 | F250/350 -- 4/B carb. | 8 | 390 | D4TZ 9747-F | 11 1/2" long | 1 |
| 75/76 | F100/350 | 8 | 360,390 | D5TZ 9747-B | 11 1/2" long | 1 |
| 75/78 | F100/150 | 8 | 302 | | | 1 |
| 75/78 | F150/350 -- w/o speed control | 8 | 460 | | | 1 |
| 77/78 | F100/350 | 8 | 351M, 400 | | | 1 |
| 75/78 | F150/350 -- w/speed control | 8 | 460 | D5TZ 9747-C | | 1 |
| 75/77 | F500 -- w/velocity governor | 8 | 330 | D5TZ 9747-G | # D5TA 9747-GA | 1 |
| 73/76 | M450/500 -- with 2/B carb. | 8 | 360,390 | D3HZ 9747-A | 12 7/8" long | 1 |
| 74/76 | M450/500 -- with 4/B carb. | 8 | 390 | D4HZ 9747-D | 14" long-center to center of ball studs | 1 |
| 74/76 | M450/500 | 8 | 460 | D4HZ 9747-C | 14 5/8" long | 1 |
| 74/76 | M450/500 | 8 | All | 34443-S7-8 | (M-79)-nut (rod to accelerator)-hex. lock-5/16"-24 | 1 |
| 9D747 RETAINER (ACCELERATOR SHAFT BOOT) | | | | | | |
| 74/77 | P350/500 | 6 | 300 | C6TZ 9D747-A | Use to attach 9793 boot | 1 |
| 9A753 Refer to group 9510 for Carburetor Parts Lists instructions | | | | | | |
| 9P753 ADAPTER (EXHAUST GAS RECIRCULATING VALVE) | | | | | | |
| 74 | E-F100/350 | 8 | 460 | D3AZ 9P753-A | | 1 |
| 75/76 | E250/350,F150/350 -- Calif. emission | 8 | 460 | D5TZ 9P753-A | | 1 |
| 75/76 | M450/500 | 8 | 460 | | | 1 |
| 9A754 Refer to group 9510 for Carburetor Parts Lists instructions | | | | | | |
| 9D757 REGULATOR ASSY. (SPEED CONTROL) | | | | | | |
| 75 | M450/500 | 8 | All | D4AZ 9D757-A | | 1 |
| 73/78 | F100/350 -- 2/W/D - A/T | 6&8 | All | | Use w/dealer installed speed control kit | 1 |
| 73/78 | E100/350 -- A/T | 6&8 | All | | Use w/dealer installed speed control kit | 1 |
| 79 | E-F100/350 -- w/dealer installed electronic speed control | 6&8 | All | D9AZ 9D757-A | | 1 |
| 9A758 CABLE ASSY. (ACCELERATOR PEDAL TO CARBURETOR THROTTLE)-Also refer to group 9A702 and 9747 | | | | | | |
| 73 | B-F500 | 6 | 300L/D | C9TZ 9A758-D | 26 1/2" long | 1 |
| 73 | E100/300 | 6 | 240 | D3UZ 9A758-D | 39 1/4" long | 1 |
| 73 | E300 (89) | 6 | 300 | | | 1 |
| 74 | E100/300 | 6 | 240,300 | D4UZ 9A758-G | 40 3/4" long | 1 |
| 75/ | E100/350 | 6 | 300 | D5UZ 9A758-A | 30 1/2" long | 1 |
| 79 | E100/250 | 8 | 302 | D5UZ 9A758-B | 32-1/2" long | 1 |
| 79 | F150/350 -- w/speed control | 8 | 460 | D9TZ 9A758-C | 13-3/4" long | 1 |
| 79 | F150/350 -- w/o speed control | 8 | 460 | D9TZ 9A758-B | 13-3/4" long | 1 |
| 75/ | E100/350 | 8 | 351W | D5UZ 9A758-B | 32 1/2" long | 1 |
| 75/ | E250/350 | 8 | 460 | | | 1 |
| 77/ | F100/350 | 6 | 300 | D7TZ 9A758-A | 24" long | 1 |
| 74/76 | F100/350 | 6 | 300 | D4TZ 9A758-E | 24" long | 1 |
| 74 | F100 | 6 | 240 | | | 1 |
| 73/74 | M450/500- "Before Ser. S80,001" | 8 | 360,390 | D3HZ 9A758-A | 72 1/2" long | 1 |
| 79 | F100/150 | 8 | 302 | D9TZ 9A758-A | | 1 |
| 79 | F150/350 | 8 | 351,400 | | | 1 |

APRIL, 1980

COPYRIGHT © 1980-

FORD MOTOR
COMPANY

—DEARBORN, MICHIGAN

CHANGE 1

1973/79
TRUCK SERIES 100/500

| YEAR | MODEL/RESTRICTIONS | ENGINE | | PART NUMBER | DESCRIPTION | QTY. |
|---|------------------------------------|--------|--------------------|----------------|---|------|
| | | CYL. | C.I.D. (C.C.D.) | | | |
| 9A758 CABLE ASSY. (ACCELERATOR PEDAL TO CARBURETOR THROTTLE)–Also refer to group 9A702 and 9747 — Cont'd | | | | | | |
| 73/74 | M450/500– "Before Ser. S80,001" | 8 | 360,390 | D3HZ 9A758-B | 60 1/2" long | 1 |
| 73 | P350/500 | 6 | 300 | C9TZ 9A758-A | 32" long | 1 |
| 74/77 | P350/500 | 6 | 300 | D4TZ 9A758-F | 32 1/2" long | 1 |
| 75 | E100/350 | 6&8 | All | 40953-S8 | (U-263)–screw (cable to bracket)–hex. washer head–self tapping–1/4"–20 x 3/4" | 1 |
| 75 | E100/350 | 6&8 | All | 55891-S2 | (U-254-E)–screw (cable to body)–hex. washer head–self tapping–1/4"–14 x 1/2" | 2 |
| 73 | E100/300 | 6 | 240,300 | 43263-S8 | (U-3)–screw & lockwasher (cable to bracket)–hex.head–1/4"–20 x 5/8" | 1 |
| 73 | P350/500 | 6 | 300 | 373071-S7 | (BB-554-M)–screw & washer assy. (cable to accelerator)–hex.head–1/4"–20 5/8" | 1 |
| 74/75 | E100/300,F100/350 | 6 | 240,300 | ★57621-S2 | Screw & lockwasher assy. (cable assy. to bracket)–hex. head–1/4"–20 x 5/8" | 4 |
| 74/75 | P350/500 | 6 | 300 | | bracket)–hex. head–1/4"–20 x 5/8" | 3 |
| 77/ | F100/350 | 6 | 300 | 55981-S2 | (U-254-E)–screw (cable to bracket)–hex. washer head–1/4"–14 x 1/2" | 3 |
| 9760 SPRING (ACCELERATOR SHAFT TO PEDAL) | | | | | | |
| 73/74 | E100/300,F100/350 | 6&8 | All | D3TZ 9760-C | | 1 |
| 78/ | F100/350 | 6&8 | All | | | 1 |
| 74/77 | B-F500 | 6&8 | All | C5ZZ 9760-B | | 1 |
| 9761 LEVER ASSY. (ACCELERATOR SHAFT) | | | | | | |
| 73/74 | E100/300 | 8 | 302 | C8UZ 9761-B | | 1 |
| 73 | E100/300 -- M/T | 6 | 240 | | | 1 |
| 73 | E300 (89) -- C4 | 6 | 300 | | | 1 |
| 73 | E100/300 -- C4 | 6 | 240 | C8UZ 9761-C | | 1 |
| 73 | E300 (89) -- C4 | 6 | 300 | | | 1 |
| 74 | E100/300 | 6 | 240,300 | D4UZ 9761-A | | 1 |
| 74 | E100/300 | 8 | 302 | ★56342-S2 | Bolt (lever to accelerator)–hex. head–(UBS)–3/8"–16 x 1 1/2" | 1 |
| | | | | 382802-S2 | (MM-173-JB)–nut–hex. lock–3/8"–16 | 1 |
| 9A762 BRACKET (ACCELERATOR SHAFT TO DASH) | | | | | | |
| 73 | F100/350 | 6 | 240,300 | C7TZ 9A762-A | | 1 |
| 73 | F100/350 | 6 | 240,300 | 42789-S8 | (U-10)–screw & lockwasher (bracket to dash) hex. head–5/16"–18 x 3/4" | 2 |
| | | | | 44722-S8 | (X-19)–washer–flat–5/16" | |
| 9A763 BUSHING (ACCELERATOR SHAFT) | | | | | | |
| 73 | E100/300 | 6&8 | All | C7TZ 9A763-A | | 1 |
| 73 | F100/350 | 6 | 240,300 | | | 1 |
| 9764 BRACKET ASSY. (CARBURETOR THROTTLE CONTROL)– Also refer to group 9510 for Carburetor Parts Lists instructions | | | | | | |
| 73/75 | B-F500 | 6 | 300 | C7TZ 9764-C | | 1 |
| 9D770 HOSE (SPEED CONTROL REGULATOR TO VACUUM SUPPLY) | | | | | | |
| 75/76 | M450/500 | 8 | All | ★D4HZ 9D770-AA | 27" long–cut from C9PZ 17543-G | 1 |
| 9C771 Refer to group 9510 for Carburetor Parts Lists instructions | | | | | | |
| 9772 ROD ASSY. (BELLCRANK TO CARBURETOR)–Also refer to groups 9A702 and 9747 | | | | | | |
| 73 | B-F500 | 8 | 330 | C4TZ 9772-B | Accelerator bellcrank to fuel pump lever–12 1/2" between stud centers | 1 |
| 73 | F100/350 | 6 | 240,300 | C7TZ 9772-A | 3 3/16" from center to center of ball studs | 1 |
| 74/77 | B-F500 | 6 | 300 | ★D4TZ 9772-C | 10 1/8" from center to center of ball studs | 1 |
| 74/77 | B-F500 | 6 | 300 | C5TZ 9772-C | 3 3/4" from center to center of ball studs | 1 |
| 73 | B-F500 | 8 | 330 | 34391-S7 | (M-97)–nut (rod to carburetor and rod to accelerator shaft)–hex.–1/4"–28 | 2 |
| 74/77 | B-F500 | 6 | 300 | | | 1 |

1973/79
TRUCK SERIES 100/500

| YEAR | MODEL/RESTRICTIONS | ENGINE | | PART NUMBER | DESCRIPTION | QTY. |
|---|---|--------|--------------------|--------------|---|------|
| | | CYL. | C.I.D. (C.C.D.) | | | |
| 9D772 BRACKET (SPEED CONTROL REGULATOR) | | | | | | |
| 75/76 | M450/500 | 8 | All | D5HZ 9D772-A | | 1 |
| 9773 TRUNNION (ACCELERATOR ROD) | | | | | | |
| 74/76 | M450/500- "From Ser. S80,001" | 8 | All | D3HZ 9773-A | | 1 |
| 74/76 | M450/500- "From Ser. S80,001" | 8 | All | 33921-S13 | (M-31)-nut (trunnion to accelerator rod)- hex.-1/4"-28 | 1 |
| 74/76 | M450/500- "From Ser. S80,001" | 8 | All | 351467-S | (XX-352)-washer (trunnion to accelerator)- spring-5/16" | 1 |
| 74/76 | M450/500- "From Ser. S80,001" | 8 | All | 356414-S | (XX-110)-washer (trunnion to accelerator)- flat-5/16" | 2 |
| 74/76 | M450/500- "From Ser. S80,001" | 8 | All | 352358-S100 | (NN-127-B)-pin (trunnion to accelerator) | 1 |
| 9775 CONTROL ASSY. (CARBURETOR THROTTLE) | | | | | | |
| 73/77 | B-F500 | 6&8 | All | D3TZ 9775-D | 49" long-7/16"-20 thread-lettered "Throttle" | 1 |
| 73/77 | B-F500 | 6&8 | All | 34670-S7-8 | (M-54)-nut (throttle control to instrument panel)-7/16"-14 | 1 |
| 9D782 BEZEL (SPEED CONTROL SWITCH) | | | | | | |
| 75 | E-F150/350- "Before Ser. X20,001" | 8 | 460 | D5TZ 9D782-A | Argent-also serviced in 13A805 switch | 2 |
| 75/ | E-F150/350- "From Ser. X20,001" | 8 | 460 | D5TZ 9D782-B | Brown-also serviced in 13A805 switch | 2 |
| 9C786 ADAPTER (THERMOSTATIC CHOKE CONTROL INLET TUBE) | | | | | | |
| 73/74 | E100/300 | 8 | 302 | C4AZ 9C786-A | | 1 |
| 73/74 | E100/300,F100/350 | 6 | 240,300 | | | 1 |
| 75/ | E100/350,F100/350,P350/500 | 6 | 300 | | | 1 |
| 73/ | F100/250 | 8 | 302 | | | 1 |
| 9C787 BRACKET ASSY. (SPEED CONTROL) | | | | | | |
| 76/ | E100/350 | 8 | 351W | D6UZ 9C787-A | | 1 |
| 79 | E350 | 8 | 351W | | | 1 |
| 75/76 | F150/350 | 8 | 460 | D5TZ 9C787-B | | 1 |
| 77/78 | F150/350 | 8 | 460 | D6TZ 9C787-A | | 1 |
| 79 | F150/350 | 8 | 460 | D9TZ 9C787-B | | 1 |
| 77/78 | F100/350 -- A/T- "Before Ser. CC0,001" | 8 | 351M, 400 | D7TZ 9C787-B | | 1 |
| 78 | F100/350 -- A/T- "From Ser. CC0,001" | 8 | 351M, 400 | D8TZ 9C787-A | | 1 |
| 75/76 | F150/350- "Before Ser. C00,000" | 8 | 460 | 57633-S100 | (U-21) screw & lockwasher (bracket to engine)-hex head - 5/16-18 x 3/4" | 2 |
| 76/ | F150/350- "From Ser. C00,000" | 8 | 460 | 42846-S13 | (U-13) screw & lockwasher (bracket to engine)-hex head - 5/16-18 x 7/8" | 2 |
| 78/ | F100/350 | 8 | All | 387114-S100 | (NN-180-D) Pin (brkt. to servo)- 1/4" push | 2 |
| 9A788 PLATE (ACCELERATOR PLATE MOUNTING) | | | | | | |
| 73/76 | M450/500- | 8 | All | D4HZ 9A788-A | | 1 |
| 9792 CLAMP (CARBURETOR)-Also refer to group 9510 for Carburetor Parts Lists instructions | | | | | | |
| 73/75 | B-F500 | 6 | 300L/D | C9TZ 9792-A | Clip assy. (throttle cable to engine bracket) | 1 |
| 74/77 | B-F500 | 6 | 300 | 8BA 9792 | Clip (throttle control cable bracket) | 1 |
| 73/74 | E100/300 | 6 | 240 | C5TZ 9792-A | Clip (throttle cable to engine bracket) | 1 |
| 73/74 | E300 (89) | 6 | 300 | | | 1 |
| 73/77 | P350/500 | 6 | 300 | | | 1 |
| 73/74 | M450/500- "Before Ser. S80,001" | 8 | 360,390 | | | 1 |
| 73/74 | E100/300 | 6 | 240, 300 | 43263-S8 | (U-3)-screw & lockwasher (clip to engine bracket)-hex. head-1/4"-20 x 5/8" | 1 |
| 74/75 | B-F500 | 6 | 300 | 55907-S2 | (U-254-B)-screw (clip to bracket)-hex. head- tapping-No. 8-18 x 1/2" | 1 |

1973/79
TRUCK SERIES 100/500

| YEAR | MODEL/RESTRICTIONS | ENGINE | | PART NUMBER | DESCRIPTION | QTY. |
|--|--|--------|--------------------|--------------|--|------|
| | | CYL. | C.I.D. (C.C.D.) | | | |
| 9C792 RELAY ASSY. (SPEED CONTROL) | | | | | | |
| 73/78 | F100/350 -- 2/W/D-A/T | 6&8 | All | D4AZ 9C792-B | Use w/dealer installed speed control | 1 |
| 73/78 | E100/350 -- A/T | 6&8 | All | | | 1 |
| 9793 BOOT (ACCELERATOR SHAFT) | | | | | | |
| 73/76 | M450/500 | 8 | All | C6TZ 9793-C | | 1 |
| 74/77 | P350/500 | 6 | 300 | D4TZ 9793-B | | 1 |
| 9E796 ELBOW (FUEL VAPOR STORAGE CANISTER VENT CONNECTION) | | | | | | |
| 73/77 | B-F500 -- with ev/em | 6&8 | All | D3TZ 9E796-A | | 1 |
| 9798 ARM (ACCELERATOR PEDAL THROTTLE) | | | | | | |
| 73 | B-F500 (84) | 6&8 | All | C7TZ 9798-A | | 1 |
| 73 | B-F500 (84) | 6&8 | All | 34391-S7 | (M-97)-nut (arm to pedal)- hex.-1/4"-28 | 2 |
| | | | | 354610-S40 | (XX-91)-washer flat-1/4" | 2 |
| 9E799 RESERVOIR and BRACKET ASSY. (SPEED CONTROL VACUUM) | | | | | | |
| 75/77 | F150/350 "Before Ser. Y20,001" | 8 | All | D5TZ 9E799-B | | 1 |
| 75/76 | E250/350 | 8 | 460 | D6AZ 9E799-A | | 1 |
| 76 | E100/350 | 8 | 351W | | | 1 |
| 77/ | E100/350 | 8 | All | | | 1 |
| 77/ | F150/350 "From Ser. Y20,001" | 8 | All | | | 1 |
| 9E802 VALVE and HOSE ASSY. (SPEED CONTROL)- Improve-use (1) C8SZ 13B064-A and cut from D3PZ 17543-A | | | | | | |
| 9C804 SPRING (ACCELERATOR PEDAL PIVOT) | | | | | | |
| 75/ | E100/350 | 6&8 | All | D5UZ 9C804-B | | 1 |
| 9E804 HOSE and TUBE ASSY. (FUEL VAPOR TANK TO CANISTER) | | | | | | |
| 73 | F100/250 -- 2/W/D- "Before Ser. R20,001" | 6&8 | All | D3TZ 9E804-A | Use with aft axle and midship fuel tanks dual mounted | 1 |
| 73 | F100/250 -- 2/W/D- "From Ser. R20,001" | 6&8 | All | D4TZ 9E804-A | Use with aft axle and miship fuel tanks dual mounted | 1 |
| 73 | F350 -- with ev/em- "Before Ser. R20,001" | 6&8 | All | D3TZ 9E804-B | Use with aft axle and midship fuel tanks | 1 |
| 73 | F350 -- with ev/em- "From Ser. R20,001" | 6&8 | All | D4TZ 9E804-B | Use with aft axle and midship fuel tanks dual mounted | 1 |
| 74 | F100 -- 4/W/D-with T/E | 8 | 360 | | Use with dual tanks | 1 |
| 75 | F100/350 -- 2/W/D | 6&8 | All | ★ | Use w/dual fuel tanks-cut from 91A 2269, (1) 353376-A3S and cut from D1PZ 9324-A | 1 |
| 76 | F100/350 | 6&8 | All | ★ | Use w/dual fuel tanks-cut from 91A-2269,(1)353376-A3S and cut from D1PZ 9324-B | 1 |
| 9B805 ROD (ACCELERATOR CONTROL ROD LEVER) | | | | | | |
| 74/76 | M450/500- "From Ser. S80,001" | 8 | All | D4HZ 9B805-B | | 1 |
| 74 | M450/500 | 8 | All | 34443-S7-8 | (M-79)-nut (rod to accelerator)-hex. lock-5/16"-24 | 2 |
| 9C805 BUSHING (ACCELERATOR PEDAL LEVER PIVOT) | | | | | | |
| 73/74 | E100/300 -- C4 | 8 | 302 | C5AZ 9C805-A | | 1 |
| 73/74 | M450/500- "Before Ser. S80,001" | 8 | 360,390 | | | 2 |
| 9E805 CHAMBER ASSY. (AIR CLEANER RESONANCE) | | | | | | |
| 73 | F250/350 "From Ser. S00,001" | 8 | 460 | D3TZ 9E805-A | | 1 |
| 74 | F350 | 8 | 460 | | | 1 |
| 78 | E250/350 | 8 | 460 | D8UZ 9E805-A | | 1 |
| 73/74 | F250/350 | 8 | 460 | 40920-S8 | (U-261)-screw (air cleaner resonance chamber assy. to air cleaner assy.)-hex. | 1 |
| 78/ | E250/350 -- Calif. | 8 | 460 | | washer head-self tapping-No. 12-24 x 1/2" | 2 |
| 9816 STOP (ACCELERATOR PEDAL) | | | | | | |
| 73 | F500 (81) | 6&8 | All | D1TZ 9816-A | | 1 |
| 73 | B500,F500 (84) | 6&8 | All | C7TZ 9816-A | 1 3/4" long | 1 |
| 73/74 | M450/500- "Before Ser. S80,001" | 8 | 360,390 | C6TZ 9816-B | | 1 |

1973/79
TRUCK SERIES 100/500

| YEAR | MODEL/RESTRICTIONS | ENGINE | | PART NUMBER | DESCRIPTION | QTY. |
|--|---|-----------|--------------------|---|---|---------------------|
| | | CYL. | C.I.D. (C.C.D.) | | | |
| 9816 STOP (ACCELERATOR PEDAL) — Cont'd | | | | | | |
| 74/77 | F500(81) | 6&8 | All | D4TZ 9816-A | | 1 |
| 74/77 | B500,F500(84) | 6&8 | All | D4TZ 9816-B | | 1 |
| 73 | F500 (81) | 6&8 | All | 33797-S7-8 | (M-50)-nut (stop to floor pan)-5/16"-18 hex. | 1 |
| | | | | 44725-S8 | (X-22)-washer-flat-5/16" | 1 |
| 74/77 | B-F500 | 6&8 | All | 56320-S4 | (B-318-GD)-bolt (stop to dash panel)-hex. washer head-(UBS)-5/16"-18 x 7/8 | 2 |
| 9817 TUBE ASSY. (THERMOSTATIC CHOKE CONTROL OUTLET)—Also refer to group 9819 | | | | | | |
| 75/ | F100 | 8 | 302 | ★ D5TE 9817-BA | 17 1/8" long-cut from 91A 2269 and use (1) 357980-S | 1 |
| 79 | E100/350 | 8 | 351W | ★ D9SE 9817-AA | Cut from 91A2269 | 1 |
| 73/78 | E-F250/350 | 8 | 460 | ★ D3VE 9817-AB | 6" long-cut from 91A 2269 and use (1) 357980-S | 1 |
| 79 | E250, F150/250 | 8 | 460 | ★ D9TE 9817-AC | approx. 5-9/16" long-cut from 91A2269 and add (1) 357980-S nut | 1 |
| 79 | E-F350 | 8 | 460 | ★ D9TE 9817-AD | Approx. 5-15/32" long-cut from 91A-2269 and add (1) 357980-S nut | 1 |
| 9A818 SPEED CONTROL KIT | | | | | | |
| 73/74 | E100/300 -- A/T | 8 | 302 | ★ D4UZ 9A818-B /b D9AZ 9A818-A (4/79) | Incl. cables | 1 |
| 73/78 | F100/350 -- 2/W/D - A/T | 6&8 | All | D4AZ 9A818-B | Use with D4TZ 9A820-C kit | 1 |
| Includes the following details which are available as loose service items. | | | | | | |
| | 1-D4AZ 9C735-C | Servo | | 1-D4AZ 9A840-B | Wiring Harness assy. | |
| | 1-D4AZ 9D757-A | Regulator | | 1-D4AZ 9C888-A | Engagement switch | |
| | 1-D4AZ 9C792-B | Relay | | 1-D6AZ 9C892-A | Clamp | |
| | | | | 1-D6AZ 9C893-A | Deceleration switch | |
| Balance of components are to be improvised, or if unable to improvise procure from Perfect Circle Division, Dana Corp. | | | | | | |
| 75/78 | E100/350 -- A/T | 8 | All | D5UZ 9A818-A | | 1 |
| Includes the following details which are available as loose service items | | | | | | |
| | 1-D5UZ 9C735-A | Servo | | 1-D4UZ 9A820-A (lower) | 1-D4AZ 9C888-A | Engagement switch |
| | 1-D4AZ 9D757-A | Regulator | | 1-D5UZ 9A820-C (upper) | 1-D6AZ 9C892-A | Clamp |
| | 1-D4AZ 9C792-B | Relay | | 1-D4AZ 9A840-B | wiring harness assy 1-D6AZ 9C893-A | Deceleration switch |
| Balance of components are to be improvised, or if unable to improvise procure from Perfect Circle Division, Dana Corp. | | | | | | |
| 75/78 | E100/350 -- A/T | 6 | 300 | D5UZ 9A818-B | Incl. cables | 1 |
| Includes the following details which are available as loose service items | | | | | | |
| | 1-D5UZ 9C735-A | Servo | | 1-D4UZ 9A820-A | Cable assy (lower) | 1-D4AZ 9C888-A |
| | 1-D4AZ 9D757-A | Regulator | | 1-D5UZ 9A820-C | Cable assy (upper) | 1-D6AZ 9C892-A |
| | 1-D4AZ 9C792-B | Relay | | 1-D4AZ 9A840-B | Wiring harness assy. | 1-D6AZ 9C893-A |
| Balance of components are to be improvised, or if unable to improvise procure from Perfect Circle Division, Dana Corp. | | | | | | |
| 79 | E-F100/350-Dealer installed | 6&8 | All | D9AZ 9A818-A | Electronic | 1 |
| 9C818 BRACKET (ACCELERATOR PEDAL STOP) | | | | | | |
| 73 | B-F500 (84) | 6&8 | All | C9TZ 9C818-B | | 1 |
| 73/74 | M450/500 -- w/single pull back spring "Before Ser. S80,001" | 8 | All | D3TZ 9C818-A | | 1 |
| 74/76 | M450/500 -- w/dual pull back spring "From Ser. S80,001" | 8 | All | D3HZ 9C818-A | | 1 |
| 73 | B-F500 (84) -- gas | 6&8 | All | ★56322-S | Bolt (bracket to floor pan)-hex. washer head-UBS-5/16"-18 x 1 1/8" | 1 |
| | | | | 33797-S7-8 | (M-50)-nut-hex.-5/16"-18 | 1 |
| 74 | M450/500 | 8 | All | 23950-S8 | (B-292)-bolt (use as accelerator pedal stop)-carriage-5/16"-18 x 1 3/4" | 1 |
| | | | | 33922-S8 | (M-27)-nut-hex. jam-5/16"-18 | |
| 74 | M450/500 | 8 | All | ★56120-S | Bolt (bracket to accelerator pedal mounting plate)-hex. washer head (UBS)-5/16"-18 x 3/4" | 1 |
| | | | | 33770-S4 | (M-89-K)-nut-hex. lock (UBS)-5/16"-18 | |

1973/79
TRUCK SERIES 100/500

| YEAR | MODEL/RESTRICTIONS | ENGINE | | PART NUMBER | DESCRIPTION | QTY. |
|---|--|--------|--------------------|--|---|------|
| | | CYL. | C.I.D. (C.C.D.) | | | |
| 9819 TUBE (THERMOSTATIC CHOKE CONTROL OUTLET)–Unless listed improvise from bulk tubing (2269) | | | | | | |
| Also refer to group 9817 | | | | | | |
| 73 | F100 | 8 | 302 | C80Z 9819-D | *CM-1716–incl. (1) CIAE 9865-A insulator, (1) 357940-S sleeve and (1) 357980-S nut | 1 |
| 74 | E100/300, F100 | 8 | 302 | D40Z 9819-A | *CM-1816 | 1 |
| 74 | F100/350, M450/500 | 8 | 460 | D4VY 9819-A | *CM-1814 | 1 |
| 75 | E250/350, F150/350–exc. Calif. emission | 8 | 460 | | | 1 |
| 73/74 | F100/350 – – 2/B carb. | 8 | 360,390 | ★ D3TZ 9819-A r/b D5TZ 9819-C(8/78) | *CM-2078 | 1 |
| 75/ | B500, E100/350, F100/500 | 6 | 300 | D5TZ 9819-A | *CM-2119–11 1/8" long | 1 |
| 75/76 | F150/350, M450 – – 4/B carb. | 8 | 390 | D5TZ 9819-B | *CM-2077–25 3/8" long | 1 |
| 75/76 | F100/350 – – 2/B carb. | 8 | 360,390 | D5TZ 9819-C | *CM-2076–23 5/8" long | 1 |
| 75/76 | E100/350 | 8 | 351W | D5AZ 9819-A | *CM-2071 | 1 |
| 77/78 | F100/150 | 8 | 302 | D7DZ 9819-B | *CM-2412 | 1 |
| 79 | E100/250 | 8 | 302 | D9BZ 9819-A | *CM-3057 | 1 |
| 79 | F100/150 | 8 | 302 | D9AZ 9819-A | *CM-3058 | 1 |
| 77/ | F100/350 | 8 | 351M,400 | D5AZ 9819-B | *CM-2321 | 1 |
| 77/ | E100/350 | 8 | 351W | D7DZ 9819-D | *CM-2414 | 1 |
| 9D819 Refer to group 9510 for Carburetor Parts Lists instructions | | | | | | |
| 9820 TUBE (THERMOSTATIC CHOKE CONTROL INLET) –Unless listed, improvise from bulk tubing (2269) | | | | | | |
| 9A820 SPEEDOMETER CABLE KIT (SPEED CONTROL) | | | | | | |
| 73/ | F100/350 – – A/T–w/ dealer installed speed control | 6&8 | All | D4TZ 9A820-C | Use with 9A818 kit | 1 |
| 9A820 CABLE ASSY. (SPEED CONTROL)–Also refer to group 17260 | | | | | | |
| 73/78 | E100/350 – – A/T–w/ dealer installed speed control | 6&8 | All | D4UZ 9A820-A | Lower–use with D4UZ 9A818 –A,B, D5UZ 9A818–A,B speed control kits | 1 |
| 73/74 | E100/300 – – A/T–w/ dealer installed speed control | 8 | 302 | D4UZ 9A820-B | Upper–use with D4UZ 9A818–A,B speed control kits | 1 |
| 75/78 | E100/350 – – A/T–w/ dealer installed speed control | 6&8 | All | D5UZ 9A820-C | Upper–use with D5UZ 9A818–A,B speed control kits | 1 |
| 75/77 | E250/350– "Before Ser. 040,000" | 8 | 460 | D5UZ 9A820-A | Lower–82" long–use service core B9AZ–17262–A | 1 |
| 76/77 | E100/350 – – w/factory installed speed control– "Before Ser. 040,000" | 8 | 351W | | | 1 |
| 75/77 | E250/350– "Before Ser. 040,000" | 8 | 460 | D5UZ 9A820-B | Upper–25 1/2" long–use service core B9AZ–17262–A | 1 |
| 76/77 | E100/350 – – w/factory installed speed control– "Before Ser. 040,000" | 8 | 351W | | | 1 |
| 79 | E100/350 – – w/factory installed speed control | 8 | 302 | D9BZ 9A820-A | Upper–29 1/4" long | 1 |
| 77/78 | E100/350 – – w/factory installed speed control– "From Ser. 040,000" | 8 | All | D7UZ 9A820-A | Upper–25 1/2" long | 1 |
| 79 | E100/350 – – w/factory installed speed control | 8 | 351,460 | | | 1 |
| 79 | E350 – – w/factory installed speed control | 8 | 460 | | | 1 |
| 77/78 | E100/350 – – w/factory installed speed control– "From Ser. 040,000" | 8 | All | D7UZ 9A820-B | Lower–82" long | 1 |
| 79 | E100/350 – – w/factory installed speed control | 8 | 302,351, 460 | | | 1 |
| 79 | E350 – – w/factory installed speed control | 8 | 460 | | | 1 |
| 79 | E350 – – w/factory installed speed control | 8 | 351 | D9TZ 9A820-A | Upper–22" long | 1 |

1973/79
TRUCK SERIES 100/500

SECTION 96 35

| YEAR | MODEL/RESTRICTIONS | ENGINE | | PART NUMBER | DESCRIPTION | QTY. |
|---|---|--------|--------------------|---|---------------------|------|
| | | CYL. | C.I.D. (C.C.D.) | | | |
| 9A820 CABLE ASSY. (SPEED CONTROL)—Also refer to group 17260 — Cont'd | | | | | | |
| 75/77 | F100/350 -- 2/W/D—with A/T and factory—installed speed control— "Before Ser. 040,000" | 8 | All | ★ D5TZ 9A820-A r/bD7TZ 9A820-A(2/78) | Upper | 1 |
| 75/77 | F100/350 -- 2/W/D—with A/T and factory—installed speed control— "Before Ser. 040,000" | 8 | All | D5TZ 9A820-F | Lower | 1 |
| 77 | F100/350 -- with factory—installed speed control "From Ser. 040,001" to Y20,001" | 8 | All | D7TZ 9A820-A | Upper—25 3/4" long | 1 |
| 77/ | F100/350 -- w/factory installed speed control— "From Ser. Y20,001 to CG0,001" | 8 | All | D7UZ 9A820-A | Upper—25 1/2" long | 1 |
| 78/ | F100/350 -- w/factory installed speed control— "From Ser. CG0,001" | 8 | All | D8TZ 9A820-B | Upper—20" long | 1 |
| 77/ | F100/350 -- 2/W/D—with factory—installed speed control— "From Ser. 040,000" | 8 | All | D7TZ 9A820-B | Lower—48 3/4" long | 1 |
| 77/ | F150 -- A/T, 4/W/D—full time, and speed control | 8 | All | D7TZ 9A820-E | Lower—68 3/4" long | 1 |
| 77/ | F250 -- A/T, 4/W/D—full time, and speed control "From Ser. Y20,001" | 8 | All | | | 1 |
| 77 | F150 -- A/T, 4/W/D—part time, and speed control | 8 | All | D7TZ 9A820-F | Lower—57 3/4" long | 1 |
| 77 | F250 -- A/T, 4/W/D—part time, and speed control "From Ser. Y20,001" | 8 | All | | | 1 |
| 77 | F250 -- A/T, 4/W/D—full time, and speed control "Before Ser. Y20,001" | 8 | All | D7TZ 9A820-C | Lower—91 3/4" long | 1 |
| 77 | F250 -- A/T, 4/W/D—part time, and speed control "Before Ser. Y20,001" | 8 | All | D7TZ 9A820-D | Lower—81 3/4" long | 1 |
| 78/ | F150/250 -- A/T, 4/W/D—part time, and speed control | 8 | All | D8TZ 9A820-A | Lower —59 3/4" long | 1 |
| 79 | F350 -- 4/W/D | 6&8 | All | D5TZ 9A820-M | Lower—94" long | 1 |
| 9825-6 CLIP (ROD END)—Also refer to group 9510 for Carburetor Parts Lists instructions | | | | | | |
| 73 | F100 | 8 | 302 | C7TZ 9826-A | | AR |
| 73 | F100/350 | 8 | 360,390 | | | AR |
| 74/ | F100/350 | 8 | All | D4TZ 9826-A | | 1 |
| 74 | E100/300 | 8 | 302 | B7A 9825-B | | 1 |
| 74 | E100/300 | 8 | 302 | B7A 9826-A | | 1 |
| 9827 Refer to group 9510 for Carburetor Parts Lists instructions | | | | | | |
| 9A837 SWITCH ASSY. (SPEED CONTROL RELEASE) | | | | | | |
| 79 | E—F100/350 -- Electronic speed control—dealer installed | 6&8 | All | D9AZ 9A837-A | | 1 |
| 9840 Refer to group 9510 for Carburetor Parts Lists instructions | | | | | | |
| 9A840 WIRING ASSY. (SPEED CONTROL) | | | | | | |
| 75 | F150/350 | 8 | 460 | D5TZ 9A840-A | # D5TB 9A840-AC,AE | 1 |
| 76/77 | F150/350 | 8 | All | D6TZ 9A840-A | # D6TB 9A840-AA | 1 |
| 76 | E250/350 "Before Ser. B50,000" | 8 | 460 | | | 1 |

1973/79
TRUCK SERIES 100/500

| YEAR | MODEL/RESTRICTIONS | ENGINE | | PART NUMBER | DESCRIPTION | QTY. |
|---|------------------------------------|--------|--------------------|--------------|---|------|
| | | CYL. | C.I.D. (C.C.D.) | | | |
| 9A840 WIRING ASSY. (SPEED CONTROL) — Cont'd | | | | | | |
| 73/78 | F100/350 -- 2/W/D -- A/T | 8 | All | D4AZ 9A840-B | Use w/dealer installed speed control kit | 1 |
| 73/74 | E100/300 -- A/T | 8 | 302 | | | 1 |
| 75/78 | E100/350 | 6&8 | All | | Use w/dealer-installed speed control kit | 1 |
| 75/76 | M450/500 | 8 | All | D5HZ 9A840-B | | 1 |
| 75 | E250/350 | 8 | 460 | D5UZ 9A840-A | # D5UB 9A840-AA,AC | 1 |
| 76/77 | E100/350- "From Ser. B50,000" | 8 | All | D6UZ 9A840-A | # D6UB 9A840-AA | 1 |
| 78/ | F100/350 | 8 | All | D8TZ 9A840-A | # D8TB 9A840-AB | 1 |
| 78/ | E100/350 | 8 | 351W, 460 | D8UZ 9A840-A | # D8UB 9A840-AC-for factory-- installed speed control | 1 |
| 78/ | E100/350 | 8 | 351W, 460 | 95874-S | (Y-6) Strap (wiring assy. to 14401 wiring assy.)-adj. bundling | 1 |
| 9D840 SLEEVE (SPEED CONTROL CONNECTOR ADJUSTER) | | | | | | |
| 75/76 | M450/500 | 8 | All | D5HZ 9D840-A | Inner | 1 |
| 75/76 | M450/500 | 8 | All | D5HZ 9D840-B | Outer | 1 |
| 9D841 PIN (SPEED CONTROL SERVO) | | | | | | |
| 75/ | E250/350,F150/350 | 8 | All | D2SZ 9D841-A | | 2 |
| 76/ | E100/350 | 8 | 351W | | | 2 |
| 9842 Refer to group 9510 for Carburetor Parts Lists instructions | | | | | | |
| 9A842 BRACKET (ACCELERATOR PEDAL) | | | | | | |
| 73 | B500,F500 (84) | 6&8 | All | C9TZ 9A842-A | | 1 |
| 73 | B500, F500 (84) -- gas | 6&8 | All | ★56322-S | Bolt (bracket to accelerator pedal stop bracket)- hex. washer head-UBS-5/16"-18 x 1 1/8" | 2 |
| | | | | 33770-S4 | (M-89-K)-nut-hex. lock-UBS-5/16"-18 | 2 |
| 9D843 AMPLIFIER ASSY. (SPEED CONTROL) | | | | | | |
| 75/77 | E100/350 | 8 | All | D6AZ 9D843-A | # D6AF 9D844-AA | 1 |
| 75/77 | F100/350 "Before Ser. Z00,001" | 6&8 | All | | | 1 |
| 78/ | E100/350 | 8 | All | D8AZ 9D843-A | # D7AE 9D844-AA | 1 |
| 77/ | F100/350 "From Ser. Z00,001" | 6&8 | All | | | 1 |
| 9D845 BRACKET (SPEED CONTROL AMPLIFIER MOUNTING) | | | | | | |
| 75/ | E250/350 | 8 | 460 | D5UZ 9D845-A | | 1 |
| 76 | E100/350 | 8 | 351W | | | 1 |
| 9A846 TRUNNION (ACCELERATOR SHAFT TO BELLCRANK ROD) | | | | | | |
| 73/74 | E100/300 -- C4 | 6 | 240 | C3TZ 9A846-A | 1/4"-28 thread | 1 |
| 73/74 | E300 (89) -- C4 | 6 | 300 | | | 1 |
| 73/74 | M450/500- "Before Ser. S80,001" | 8 | 360,390 | | | 1 |

IDENTIFICATION CHART

| IDENTIFICATION | PART NUMBER | IDENTIFICATION | PART NUMBER |
|---|-------------------------|----------------|--------------------------|
| 9848 HOUSING ASSY. (THERMOSTATIC CHOKE) — Also refer to group 9510 for Parts List Instructions | | | |
| TB4 | D1AZ 9848-B *CM-1455 | 2DB5 | D5TZ 9848-A *CM-2115 |
| TP | D3AZ 9848-B *CM-1740 | 2EB4 | ★D4AZ 9848-A *CM-1806 |
| T2DP | D4TZ 9848-A *CM-1809 | | r/b D5AZ 9848-A |
| T2WP | D5TZ 9848-B *CM-2116 | 2EB4 | D5AZ 9848-A *CM-2097 |
| 2AB4 | D3AZ 9848-N *CM-1739 | 2FB4 | D4AZ 9848-A *CM-1806 |
| 2AP | D4TZ 9848-A *CM-1809 | 2FB4 | D5AZ 9848-A *CM-2097 |
| 2BP | D4TZ 9848-A *CM-1809 | 2HB4 | D5OZ 9848-A *CM-2098 |
| 2CB5 | D5TZ 9848-A *CM-2115 | 2GB4 | D5OZ 9848-A *CM-2098 |
| 2CP | D4TZ 9848-A *CM-1809 | 2WP | D5TZ 9848-B *CM-2116 |
| | | 2-300D | D8AZ 9848-E *CM-2898 |

1973/79
TRUCK SERIES 100/500

SECTION 96 37

IDENTIFICATION CHART

| IDENTIFICATION | PART NUMBER | IDENTIFICATION | PART NUMBER |
|----------------|--|----------------|-------------------------|
| 9848 | HOUSING ASSY. (THERMOSTATIC CHOKE) -- Also refer to group 9510 for Parts List Instructions -- Cont'd | | |
| 2-400D | D7AZ 9848-D *CM-2589 | 4BB5 | D4VY 9848-A *CM-1838 |
| 2-400E | D7AZ 9848-C *CM-2506 | 4BB5 | D5VZ 9848-C *CM-2152 |
| 2-500D | D7AZ 9848-B *CM-2588 | 4BP | D40Z 9848-A *CM-1835 |
| 2-650D | D7AZ 9848-A *CM-2593 | 4FB5 | D3AZ 9848-R *CM-1762 |
| 4AB5 | D4VY 9848-A *CM-1838 | 4TB2 | D1AZ 9848-F *CM-1504 |
| 4AB5 | D5VZ 9848-C *CM-2152 | 4TB3 | D1AZ 9848-G *CM-1499 |
| 4AP | D3ZZ 9848-B *CM-1778 | 4TB5 | D5TZ 9848-C *CM-2208 |
| 4AY | D3AZ 9848-A *CM-1763 | 2120ME | D8UZ 9848-A *CM-3042 |
| 4B5 | D5VZ 9848-A *CM 2151 | 2-55-MD | D9UZ 9848-A *CM-3154 |

| YEAR | MODEL/RESTRICTIONS | ENGINE | | PART NUMBER | DESCRIPTION | QTY. |
|------|--------------------|--------|--------------------|-------------|-------------|------|
| | | CYL. | C.I.D. (C.C.D.) | | | |

9849-9D856 Refer to group 9510 for Carburetor Parts Lists instructions

| 9D857 WIRING ASSY. (CARBURETOR THROTTLE EMISSION CONTROL SOLENOID) | | | | | | |
|---|--|---|-----------------|-----------------|---|---|
| 75/ | E150/350 -- Calif. emission | 6 | 300 | D5UZ 9D857-A | # D5UB 9D857-AA,AB,AC | 1 |
| 75 | E150/350 -- Calif. emission | 8 | 351W | | | 1 |
| 75/77 | E250/350 -- Calif. emission | 8 | 460 | | | 1 |
| 79 | E150/250 -- Canada | 6 | 300 | | | 1 |
| 79 | E250 -- A/T-Canada | 8 | 460 | | | 1 |
| 77 | E150/350- "Before Ser. Y00,001" | 8 | 351W | ★ D7UB 9D857-AA | # D7UB 9D857-AA-17" long-for service use D7UZ 14289-L "From Ser. Y00,001" this wire incorp. into D7UZ 14289-L. | 1 |
| 75/77 | E100 -- Calif. emission | 8 | 351W | D5UZ 9D857-B | # D5UB 9D857-BA, BB | 1 |
| 78/ | E100/250 -- Calif. emission | 8 | 351W | | | 1 |
| 78/ | E250 -- factory-installed A/C-Calif. | 8 | 460 | D8TZ 9D857-E | # D8TB 9D857-EA | 1 |
| 73 | F100 | 6 | 240 | ★ D3TB 9D857-AA | # D3TB-9D857-AA-28 1/2" long-cut from B6A 14296-C wire and use (1) C5AZ 14294-B and (1) B7A 14487-C | 1 |
| 73 | F100 | 8 | 302, 360 | | | 1 |
| 73 | F100 -- C6 | 8 | 390 | | | 1 |
| 74 | F100 | 6 | 240 | D4TZ 9D857-A | # D4TB 9D857-AB | 1 |
| 74 | F100 -- M/T with T/E | 6 | 300 | | | 1 |
| 74 | F100 | 8 | 302,360, 460 | D4TZ 9D857-B | # D4TB 9D857-BA | 1 |
| 74 | F100-C6 | 8 | 390 | | | 1 |
| 75 | F150/350-Calif. emission | 8 | 460 | | | 1 |
| 75 | F100/350 | 8 | 360 | | | 1 |
| 75 | F100/350 -- C6 | 8 | 390 | | | 1 |
| 76 | F100 -- M/T-Canada- "From Ser. A50,000" | 8 | 302 | | | 1 |
| 75/76 | F100 | 6 | 300 | D5TZ 9D857-A | # D5TB 9D857-AA,AB | 1 |
| 77 | F100 -- M/T-exc. Calif. | 6 | 300 | | | 1 |
| 77 | F100 -- A/T | 6 | 300 | | | 1 |
| 77 | F100 -- M/T-Calif. | 6 | 300 | D7TZ 9D857-D | # D7TB 9D857-DA | 1 |
| 77 | F150/350 -- Calif. emission | 6 | 300 | D7TZ 9D857-E | # D7TB 9D857-EA | 1 |
| 75/76 | F100 -- exc. Canada | 8 | 302 | D5TZ 9D857-C | # D5TB 9D857-CA | 1 |
| 75/76 | F100 -- M/T-Canada- "Before Ser. A50,000" | 8 | 302 | | | 1 |
| 75/76 | F100 -- A/T-Canada | 8 | 302 | | | 1 |

OCTOBER, 1979

COPYRIGHT © 1979-

FORD MOTOR
COMPANY

-DEARBORN, MICHIGAN

NEW ISSUE

1973/79
TRUCK SERIES 100/500

| YEAR | MODEL/RESTRICTIONS | ENGINE | | PART NUMBER | DESCRIPTION | QTY. |
|--|---|--------|--------------------|--------------|-----------------|------|
| | | CYL. | C.I.D. (C.C.D.) | | | |
| 9D857 WIRING ASSY. (CARBURETOR THROTTLE EMISSION CONTROL SOLENOID) — Cont'd | | | | | | |
| 77/ | F100 -- with Hi-altitude carb. | 8 | 302 | D7TZ 9D857-C | # D7TB 9D857-CA | 1 |
| 77 | F100 -- A/T-with Hi-altitude carb. | 8 | 351 | | | 1 |
| 77 | F100 -- A/T-Calif. | 8 | 351 | | | 1 |
| 78 | F100/350 -- M/T-w/Hi-altitude carb. "Before Ser. BA0,001" | 8 | 302 | | | 1 |
| 78 | F100 -- M/T-exc. Calif. "Before Ser. BA0,001" | 8 | 302 | | | 1 |
| 78 | F100/250 -- A/T-Calif. "Before Ser. BA0,001" | 8 | 351M | | | 1 |
| 78 | F150/250 -- A/T-Calif. "Before Ser. BA0,001" | 8 | 400 | | | 1 |
| 77 | F100 -- M/T-without Hi-altitude carb. and exc. Calif. | 8 | 302 | D7TZ 9D857-A | # D6TB 9D857-AA | 1 |
| 77 | F100/350 -- A/T-Calif.- "Before Ser. 080,001" | 8 | 400 | | | 1 |
| 78/ | F100/350 -- M/T-Canada | 8 | 302 | | | 1 |
| 78/ | F100 -- A/T-exc. Calif. | 8 | 302 | | | 1 |
| 78/ | F100/150 -- A/T-Calif. | 8 | 302 | | | 1 |
| 77/ | F100 -- A/T-Canada | 8 | 351M | | | 1 |
| 78/ | F100/250 -- M/T - Calif. | 8 | 351 | | | 1 |
| 78/ | F100 -- A/T-Calif. | 8 | 400 | | | 1 |
| 79 | F100/250 -- A/T -- w/ Calif. emission | 8 | 351 | | | 1 |
| 77 | F100 -- A/T-exc. Canada, Hi-altitude carb. and Calif. | 8 | 351 | D7TZ 9D857-B | # D7TB 9D857-BA | 1 |
| 77 | F100 -- A/T-exc. Calif. | 8 | 302 | | | 1 |
| 77 | F100 -- M/T-Calif. | 8 | 302 | | | 1 |
| 77 | F150/350 -- A/T-exc. Calif.- "Before Ser. 080,001" | 8 | 400 | | | 1 |
| 77 | F150/350 -- A/T- "From Ser. 080,001" | 8 | 400 | | | 1 |
| 77 | F150/350 -- A/T-Calif. emission | 8 | 351M | | | 1 |
| 78/ | F100 -- M/T-Calif. | 8 | 302 | | | 1 |
| 78/ | F150 -- A/T-exc. Calif. | 8 | 302 | | | 1 |
| 78 | F150/250 -- exc. Calif. | 8 | 351M, 400 | | | 1 |
| 78/ | F100/350 -- Canada | 8 | 351M | | | 1 |
| 78/ | F350 | 8 | 351M, 400 | | | 1 |
| 78 | F150/250 -- exc. factory installed A/C-Calif. | 8 | 460 | D8TZ 9D857-D | # D8TB 9D857-BA | 1 |
| 79 | F150/250 -- Canada | 8 | 351,400 | | | 1 |
| 78/ | F150/250 -- factory-installed A/C-Calif. | 8 | 460 | D8TZ 9D857-E | # D8TB 9D857-EA | 1 |
| 79 | F150/250 -- A/T-factory installed A/C | 8 | 351,400 | | | 1 |
| 79 | E250 -- A/T | 8 | 460 | | | 1 |
| 78/ | F350 -- Calif. | 8 | 460 | D8TZ 9D857-B | # D8TB 9D857-DA | 1 |

**1973/79
TRUCK SERIES 100/500**

SECTION 96 39

| YEAR | MODEL/RESTRICTIONS | ENGINE | | PART NUMBER | DESCRIPTION | QTY. |
|---|---|--------|--------------------|--------------|--|------|
| | | CYL. | C.I.D. (C.C.D.) | | | |
| 9D857 WIRING ASSY. (CARBURETOR THROTTLE EMISSION CONTROL SOLENOID) — Cont'd | | | | | | |
| 78/ | F150/250 -- Calif. | 6 | 300 | D8TZ 9D857-C | # D8TB 9D857-CA | 1 |
| 78/ | F100 | 6 | 300 | | | 1 |
| 78 | F100/250 -- A/T-Calif. or w/Hi-altitude carb. "From Ser. BA0,001" | 8 | 351M | | | 1 |
| 78/ | F150/250 -- A/T-Calif. "From Ser. BA0,001" | 8 | 400 | | | 1 |
| 78/ | F100/150 -- M/T or w/Hi altitude carb. -- exc. Calif. "From Ser. BA0,001" | 8 | 302 | | | 1 |
| 78/ | F250 | 6 | 300 | | | 1 |
| 78 | F150 | 6 | 300 | | | 1 |
| 79 | F250 -- M/T-exc. w/ Calif. emission | 8 | 400 | | | 1 |
| 79 | F100/250 | 8 | 351,400 | | | 1 |
| 79 | F100/250 | 6 | 300 | D9TZ 9D857-B | # D9TB 9D857-DA | 1 |
| 78 | F350 -- Calif. | 6 | 300 | D8TZ 9D857-A | # D8TB 9D857-AA | 1 |
| 79 | F150/250 -- Canada | 6 | 300 | | | 1 |
| 79 | E150/250 -- Canada | 8 | 302 | D9UZ 9D857-B | # D9UB 9D857-BA | 1 |
| 78/ | F100/350 -- A/T-A/C | 8 | 351,400 | D9TZ 9D857-A | # D9TB 9D857-GA | 1 |
| 79 | F150/250 -- exc. w/Calif. emission | 8 | 460 | D9TZ 9D857-C | # D9TB 9D857-CA | 1 |
| 79 | F150/250 -- Calif. emission | 8 | 460 | D9TZ 9D857-D | # D9TB 9D857-EA | 1 |
| 78/ | F100/350 | 8 | 351M, 400 | 383477-S | (GG-271-C) Clip (wiring to eng.) | 1 |
| 78/ | F100 | 8 | 302 | 372172-S100 | (GG-2281 Clip (wiring to eng. cover bolt) | 1 |
| 9E858 SUPPORT (ACCELERATOR SHAFT) | | | | | | |
| 73/76 | M450/500 | 8 | 360,390 | D3HZ 9E858-A | Front | 1 |
| 73/76 | M450/500 | 8 | 360,390 | D3HZ 9E858-B | Rear | 1 |
| 74/76 | M450/500 | 8 | 460 | D4HZ 9E858-A | Attach to engine | 1 |
| 74/76 | M450/500 | 8 | 460 | D4HZ 9E858-C | Attach to accelerator to dash panel | 1 |
| 9861 Refer to group 9510 for Carburetor Parts Lists instructions | | | | | | |
| 9E862 VALVE ASSY. (CARBURETOR AIR CLEANER TEMPERATURE SENSOR OVERRIDE) | | | | | | |
| 74 | F100 | 8 | 460 | D4VY 9E862-A | # D4VF 9E862-AA | 1 |
| 75/78 | E100/350,F100/350 | 6&8 | All | D5DZ 9E862-A | # D5DF 9E862-AA | 1 |
| 79 | E100 -- exc. Calif. emission | 6 | 300 | | | 1 |
| 79 | E100/350 -- exc. Calif. emission | 8 | 351 | | | 1 |
| 9E863 HOUSING (CARBURETOR AIR CLEANER TEMPERATURE SENSOR OVERRIDE VALVE) | | | | | | |
| 74 | F100 | 8 | 460 | D4VY 9E863-A | | 1 |
| 9865 INSULATOR (THERMOSTATIC CHOKE CONTROL OUTLET TUBE) -- unless listed, cut from CIAE 9865-A | | | | | | |
| 73/74 | E100/300 | 8 | 302 | C8WZ 9865-B | 11/32" I.D. x 19 1/2" long | 1 |
| 75/ | F100 | 8 | 302 | | | 1 |
| 9E865 SLEEVE (ACCELERATOR CABLE) -- Improve from 9324 (bulk hose) | | | | | | |
| 9A866 BRACKET (THROTTLE CONTROL CABLE) | | | | | | |
| 74/77 | B-F500 | 6 | 300 | C5TZ 9A866-B | | 1 |
| 74/77 | B-F500 -- w/o governor | 6 | 300 | ★57632-S36 | Screw & lockwasher assy. (bracket to engine)- hex. head-5/16"-18 x 3/4" | 2 |
| 74/76 | B-F500 -- w/ governor | 6 | 300 | ★56127-S4 | Bolt (bracket & spacer to engine)-hex. head- (UBS)-5/16"-18 x 2 1/4" | 2 |
| 9D866 WIRING ASSY. (CARBURETOR EMISSION CONTROL SOLENOID JUMPER) | | | | | | |
| 74 | E100/300 -- M/T without T/E- "From Ser. U20,001" | 6 | 240 | D4UZ 9D866-A | # D4UB 9D866-AA | 1 |

OCTOBER, 1979

COPYRIGHT © 1979--

FORD MOTOR
COMPANY

--DEARBORN, MICHIGAN

NEW ISSUE

1973/79
TRUCK SERIES 100/500

| YEAR | MODEL/RESTRICTIONS | ENGINE | | PART NUMBER | DESCRIPTION | QTY. |
|---|--|--------|--------------------|--------------|---|------|
| | | CYL. | C.I.D. (C.C.D.) | | | |
| 9C869 TUBE ASSY. (THERMOSTATIC CHOKE HEATER) | | | | | | |
| 74/ | F150/350,M450/500 | 8 | 460 | C8VY 9C869-A | | 1 |
| 74 | F100 -- without T/E | 8 | 460 | | | 1 |
| 75/ | E250/350 | 8 | 460 | | | 1 |
| 74 | F100 -- with T/E | 8 | 460 | D4VY 9C869-A | | 1 |
| 75/76 | E150/350 | 8 | 351W | D40Z 9C869-A | | 1 |
| 75 | E100 | 8 | 351W | | | 1 |
| 76 | E100 -- Calif. emission | 8 | 351W | | | 1 |
| 76 | E100 -- exc. Calif. emission | 8 | 351W | D6UZ 9C869-A | | 1 |
| 77/ | F100/350 | 8 | 351M, 400 | D5AZ 9C869-A | | 1 |
| 77/ | E100/350 | 8 | 351W | D7DZ 9C869-A | | 1 |
| 9871 Refer to group 9510 for Carburetor Parts Lists instructions | | | | | | |
| 9873 BUSHING (ACCELERATOR PEDAL HINGE) | | | | | | |
| 73/74 | E100/300,F100/350 | 6&8 | All | C80Z 9873-A | Pin-1/4"-28 thread x 7/8" long | 1 |
| 9C876 ADJUSTER (SPEED CONTROL CONNECTOR) | | | | | | |
| 75/76 | E250/350 "Before Ser. C25,000" | 8 | 460 | D5SZ 9C876-A | | 1 |
| 75/76 | M450/500 | 8 | All | | | 1 |
| 76 | E100/350 "Before Ser. C25,000" | 8 | 351W | | | 1 |
| 77 | F100/350 | 8 | 302,460 | | | 1 |
| 78 | E100/350 | 8 | All | | | 1 |
| 76/77 | E100/350- "From Ser. C25,000" | 8 | All | D50Z 9C876-A | | 1 |
| 77/ | F100/350 | 8 | 351M, 400 | D7TZ 9C876-A | | 1 |
| 9E880 SHIELD ASSY. (FUEL VAPOR STORAGE CANNISTER) | | | | | | |
| 75 | F100 -- 4/W/D- "Before Ser. W00,001" | 6&8 | All | D5UZ 9E880-A | | 1 |
| 75/77 | E100/350 | 6&8 | All | D5UZ 9E880-B | | 1 |
| 75/77 | F100/150 -- 4/W/D- "From Ser. W00,001" | 6&8 | All | | Use w/dual tanks | 1 |
| 77 | F250 -- 4/W/D - Calif. | 6&8 | All | | Use w/dual tanks | 1 |
| 75/77 | E100/350, F100 | 6&8 | All | 381877-S2 | (UU-52-AF)-screw (shield to frame) -hex head-self tapping-5/16"-18 x 3/4" | 3 |
| 9C888 SWITCH and BUTTON ASSY. (SPEED CONTROL ACTUATOR) | | | | | | |
| 75/77 | E-F100/350 -- w/factory- installed speed control | 8 | All | D5TZ 9C888-A | "OFF-ON" and "SET-ACCEL-COAST" | |
| 73/78 | F100/350 -- 2/W/D with A/T | 6&8 | All | D4AZ 9C888-A | "RESUME-ON-OFF -SET SPEED"- switch assy. (speed control) -use w/dealer installed speed control kit- | 1 |
| 73/74 | E100/300 -- A/T | 8 | 302 | | | 1 |
| 75/78 | E100/350 | 6&8 | All | | Use w/dealer-installed speed control kit | 1 |
| 78/ | E-F100/350 -- w/ factory-installed speed control | 8 | All | D8AZ 9C888-A | "OFF-ON-SET-ACCEL-COAST" | 1 |
| 9E891 BRACKET ASSY. (SPEED CONTROL VACUUM TANK) | | | | | | |
| 75/ | E250/350 | 8 | All | D5UZ 9E891-A | | 1 |
| 9C892 CLAMP (SPEED CONTROL ENGAGEMENT SWITCH) | | | | | | |
| 73/78 | E-F100/350 -- 2/W/D with A/T | 6&8 | All | D6AZ 9C892-A | Use w/dealer-installed speed control kit | 1 |
| 9C893 SWITCH (SPEED CONTROL DECELERATION) | | | | | | |
| 73/78 | E-F100/350 -- 2/W/D with A/T | 6&8 | All | D6AZ 9C893-A | Use w/dealer installed speed control kit | 1 |

**1973/79
TRUCK SERIES 100/500**

SECTION 96 41

| YEAR | MODEL/RESTRICTIONS | ENGINE | | PART NUMBER | DESCRIPTION | QTY. |
|--|--|--------|--------------------|----------------|---|------|
| | | CYL. | C.I.D. (C.C.D.) | | | |
| 9E897 VALVE ASSY. (AIR CLEANER DUCT-VACUUM CONTROL) | | | | | | |
| 76/77 | E150/350 | 6&8 | 300,351W | D6AZ 9E897-A | # D6AE-A1A-red/white | 1 |
| 76/77 | F150/350 | 6 | 300 | | | 1 |
| 76 | F100 | 8 | 302 | | | 1 |
| 76/ | E-F100 | 6 | 300 | | | 1 |
| | | | exc. D/D | | | |
| 77 | E100 -- A/T-Calif. | 8 | 351W | | | 1 |
| 77/ | F100 -- M/T | 8 | 302 | | | 1 |
| 77 | P500 | 6 | 300 | | | 1 |
| 77/ | F100 -- A/T - Calif. | 8 | 302 | | | 1 |
| 77 | F150/350 -- w/o Calif. emission | 6&8 | All | | | 1 |
| 78/ | E250/350,F150/250 -- Calif. | 8 | 460 | | | 1 |
| 78/ | E100/250 | 8 | 351W | | | 1 |
| 78 | F100 -- A/T - w/Hi-altitude carb. | 8 | 302 | | | 1 |
| 79 | F100/350 -- A/T | 8 | 351M | | Used as T/E retard delay valve | 1 |
| 79 | F250 | 8 | 460 | | | 1 |
| 76 | F100/350 | 8 | 360,390 | D6AZ 9E897-B | # D6AE-B1A-blue/white | 1 |
| 77/ | F100/350 | 8 | 351M, 400 | | | 1 |
| 78/ | E-F100/350 | 8 | 302,351 | | | 1 |
| 79 | E100/250 | 8 | 302 | D8AZ 9E897-B | # D8AE 9E897-B1A,B2A-Used as T/E Retard delay valve | 1 |
| 79 | E100/150 -- M/T-exc. w/Calif. emission | 6 | 300 | | | 1 |
| 79 | F150 -- C6-Calif. emission | 8 | 302 | | | 1 |
| 79 | E-F100/350 | 8 | 351 | | | 1 |
| 79 | F150/350 -- 2/W/D | 8 | 400 | | | 1 |
| 79 | E150/250 | 8 | 400 | | | 1 |
| 79 | E-F150 -- M/T-Canada | 8 | 302 | D8AZ 9E897-A | # D8AE 9E897-A1A, A2A-Used as T/E Retard valve | 1 |
| 79 | F150/250 -- 4/W/D | 8 | 400 | | | 1 |
| 9C899 BRUSH ASSY. (SPEED CONTROL) | | | | | | |
| 78/ | E-F100/350 | 8 | All | D0AZ 9C899-A | | 1 |
| 9903 GASKET (THERMOSTATIC CHOKE HEAT SUPPLY COVER) | | | | | | |
| 73/76 | F100/350,M450/500 | 8 | 360,390 | B8A 9903-B | | 1 |
| 74 | F100/350 | 8 | 460 | | | 1 |
| 74/76 | M450/500 | 8 | 460 | C8SZ 9903-A | | 1 |
| 75/ | E250/350,F150/350 | 8 | 460 | | | 1 |
| 75 | E250/350, F150/350 -- Calif. emission | 8 | 460 | D4VY 9903-A | *CG-408 | 1 |
| 77/ | F100/350 | 8 | 351M, 400 | D1AZ 9903-A | | 1 |
| 9919-28 Refer to group 9510 for Carburetor Parts Lists instructions | | | | | | |
| 9D928 SPACER ASSY. (FUEL VAPOR STORAGE CANNISTOR) | | | | | | |
| 79/ | F250/350 -- Calif. emission | 6&8 | All | D9TZ 9D928-A | | 1 |
| 9929-62 Refer to group 9510 for Carburetor Parts Lists instructions | | | | | | |
| 9B963 VALVE ASSY. (FUEL VAPOR STORAGE CANNISTER) | | | | | | |
| 78 | E-F100/350 "Before Ser. BA0,001" | 6&8 | All | ★ D8FZ 9B963-A | *CX-203-w/o locking tab-r/b D8BZ 9E629-A, D8AZ 9D653-C & D8FZ 9B963-B | 1 |
| 78/ | E-F100/350 "From Ser. BA0,001" | 6&8 | All | D8FZ 9B963-B | *CX-203-A-with locking tab | 1 |
| 9964-81 Refer to group 9510 for Carburetor Parts Lists instructions | | | | | | |
| 9B982 SOLENOID ASSY. (CARBURETOR FLOAT BOWL VENT) | | | | | | |
| 78/ | All | 6&8 | All | D8TZ 9B982-A | *CX-239-# D8TE 9B982-B1A,B2A | 1 |
| 9983-94 Refer to group 9510 for Carburetor Parts Lists instructions | | | | | | |

APRIL, 1980

COPYRIGHT © 1980-

FORD MOTOR
COMPANY

-DEARBORN, MICHIGAN

CHANGE 1

1973/79
TRUCK SERIES 100/500

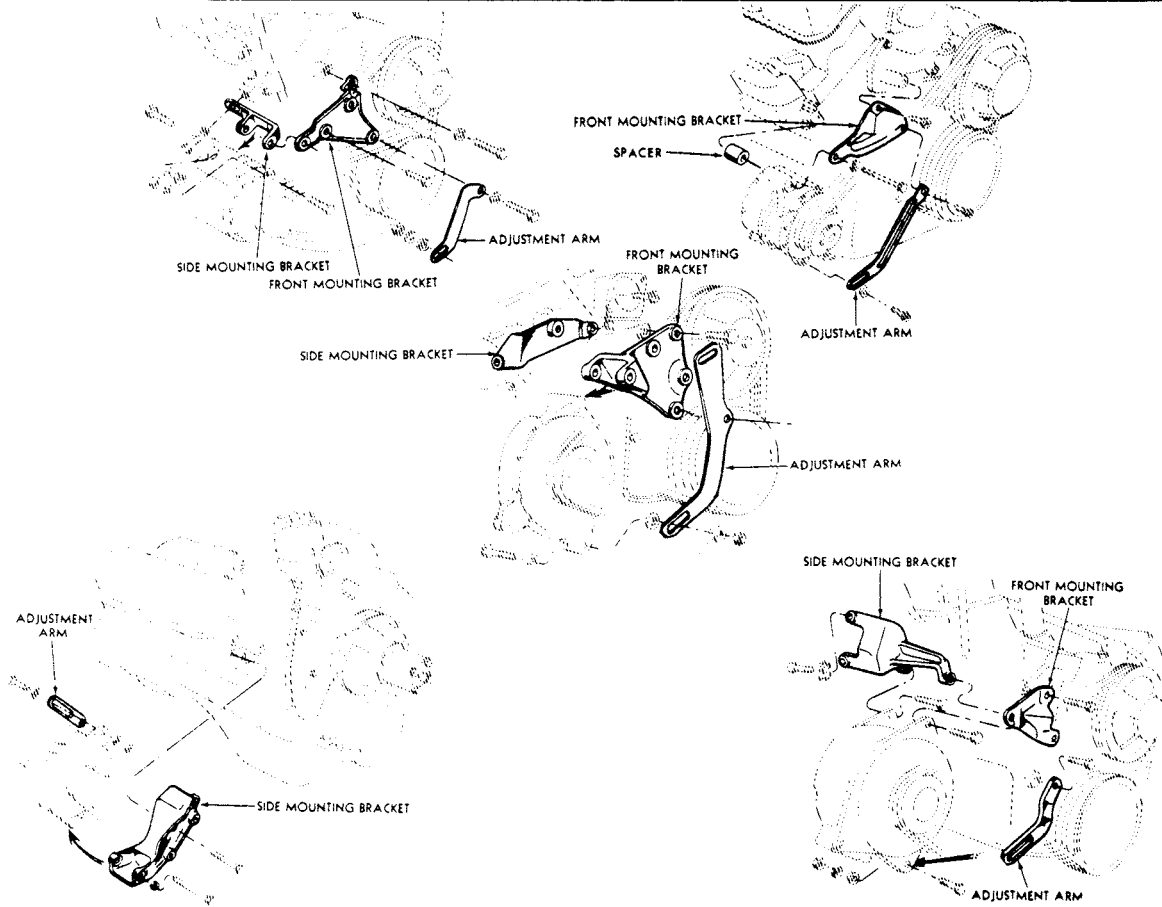
| YEAR | MODEL/RESTRICTIONS | ENGINE | | PART NUMBER | DESCRIPTION | QTY. |
|--|----------------------|--------|--------------------|--------------|---|------|
| | | CYL. | C.I.D. (C.C.D.) | | | |
| 9A995 VALVE ASSY. (CARBURETOR AIR CLEANER VACUUM CONTROL) | | | | | | |
| 76/77 | E-F100 | 6 | 300 | D5AZ 9A995-A | # D5AF 9A995-CA | 1 |
| 79 | E-F100/250 | 6 | 300 | | | 1 |
| 76 | F100 | 8 | 302 | | | 1 |
| 76/ | E100 -- M/T | 8 | 351W | | | 1 |
| 76/ | F100 | 8 | 360,390 | | | 1 |
| 77 | E100 -- A/T - Calif. | 8 | 351W | | | 1 |
| 79 | E150/250 | 8 | 302 | | | 1 |
| 78/ | F150/350 | 8 | 302 | | | 1 |
| 78/ | E150/250 | 8 | 351W | | | 1 |
| 78/ | F100/250 | 8 | 351M, 400 | | | 1 |
| 78/ | E250,F150/250 | 8 | 460 | | | 1 |
| 79 | E150 -- Calif. | 8 | 351W | | | 1 |
| 79 | E100 -- A/T | 8 | 351 | | | 1 |
| 77 | E150/250 -- Calif. | 8 | 351W | D7FZ 9A995-A | # D7EE-AA | 1 |
| 78/ | E-F100/250 | 6&8 | All | 383741-S | (GG-232-D) Clip (valve to air cleaner)-spring | 1 |

**1973/79
TRUCK SERIES 100/500**

| 10044-120 | | Refer to group 11001-2 for Starter Parts List instructions | | | | | | | |
|---------------|------------------------------|---|--------------------|---------------|-----------|--------------------------|--|------|--|
| 10145-56 | | Refer to group 10A313 | | | | | | | |
| 10300 | | ALTERNATOR ASSY.—Refer to group 10346 | | | | | | | |
| 10A303-10A304 | | Refer to group 10346 for Alternator Parts List Instructions | | | | | | | |
| YEAR | MODEL/RESTRICTIONS | ENGINE | | PART NUMBER | MAKE △ | AMP. | DESCRIPTION | QTY. | |
| | | CYL. | C.I.D. (C.C.D.) | | | | | | |
| 10A310 | | FAN (ALTERNATOR) | | | | | | | |
| Notes: | | △—M—Motorcraft | | | | | | | |
| 73/78 | B-F100/500,E100/350,P350/500 | 6&8 | All | D0AZ 10A310-B | M | 38,40,42, 55,60,61,65 | *GP-473-A-11/16" ID. x 5 1/2" O.D.—incl. spacer | 1 | |
| 73/77 | B-F500 | 6&8 | All | D0AZ 10A310-A | M | 70 | *GP-496-7/8" I.D. x 6 5/16" O.D. | 1 | |
| 75/78 | E-F100/350 | 6&8 | All | D20Z 10A310-A | M | 70,90 | *GP-510 | 1 | |
| 79 | E-F100/350 | 6&8 | All | D9ZZ 10A310-A | M | 40,60, 65 | *GP-601 | 1 | |
| 79 | E-F100/350 | 6&8 | All | D9AZ 10A310-A | M | 70,100 | *GP-602 | 1 | |
| 10B312 | | BRACKET (ALTERNATOR HEAT SHIELD) | | | | | | | |
| 73/77 | B-F500 | 8 | 330M/D | C4TZ 10B312-C | | | | 1 | |
| 10B312 | | STRAP (ALTERNATOR HEAT SHIELD) | | | | | | | |
| 73/77 | B-F500 | 8 | 330M/D | C4TZ 10B312-B | | | Rear | 1 | |

10A313 ALTERNATOR MOUNTING PARTS

Alternator mounting parts are listed in chart form following the illustration below. Refer to the illustration to determine the name of the part required. Refer to the chart to select the appropriate part number. The chart is listed by year, model, engine and alternator make and amperage. Attaching parts such as bolts, nuts etc. are listed by code number. A listing of the code numbers and their corresponding part numbers and descriptions appears at the end of the chart.



1973/79
TRUCK SERIES 100/500

| MODEL | ALTERNATOR | | ADJUSTMENT ARM | | MOUNTING BRACKETS | | | |
|-------|------------|------|----------------|--------------------------|-------------------|--------------------------|-------------|--------------------------|
| | △ MAKE | AMP. | PART NUMBER | ●NUTS, BOLTS, ETC. | FRONT | | SIDE | |
| | | | | | PART NUMBER | ●NUTS, BOLTS, ETC. | PART NUMBER | ●NUTS, BOLTS, ETC. |

△ M—Motorcraft, ‡ Cut to length

● REFER TO HARDWARE LISTING AT END OF CHART FOR NUMBER SHOWN IN THIS COLUMN

10A313 ALTERNATOR MOUNTING PARTS — Cont'd

1973

6 CYL. 3.9L (240 C.I.D.) and 4.9L (300 C.I.D.)

| | | | | | | | | |
|--------------------------|---|---------------|-------------------------|-------|--|--|--------------------------|---------|
| E100/300 | M | 38, 42, 55 | C8TZ 10145-A | 1, 11 | | | C8TZ 10A313-C *GY-874 | 10, 13 |
| F100/250 | M | 38, 42, 55 | C9AZ 10145-C *GY-922 | 6, 11 | | | C9AZ 10A313-A *GY-925 | 2, 3, 8 |
| F350 — — single r/wheels | M | 38, 42, 55 | | | | | | |
| B-F500 | M | 42, 55 | | | | | | |
| P350/500 | M | 42, 55 | | | | | | |
| F350 — — dual r/wheels | M | 42, 55 | D2TZ 10145-C | 11 | | | C9AZ 10A313-A *GY-925 | 8 |
| B-F500 | M | 70 | C9TZ 10145-A *GY-924 | 6, 11 | | | C9AZ 10A313-A *GY-925 | 2, 3, 8 |

8 CYL. 5.0L (302 C.I.D.)

| | | | | | | | | |
|----------|---|---------------|-------------------------|-----------|--|-------------|--|--|
| E100/300 | M | 42, 55, 61 | C90Z 10145-A *GY-934 | 4, 12, 32 | D1TZ 10156-A *GY-1014 & ‡ D1AZ 8A652-A (Spacer) | 9, 14 16 | | |
| F100 | M | 38, 42, 55 | D00Z 10145-A *GY-938 | 11 | D4AZ 10156-A & D10Z 10A336-B (Adapter) & ‡ D3AZ 10A370-A (Spacer) | 9, 16 | | |

8 CYL. 5.4L (330 C.I.D.)

| | | | | | | | | |
|--------|---|---------------|-------------------------|--------|---|-----------------|--|--|
| B-F500 | M | 42, 55, 61 | D5TZ 10145-B | 11, 17 | C7TZ 10156-B& ‡ D1AZ 8A652-A (Spacer) | 2, 8, 9, 17 | | |
| B-F500 | M | 70 | C7TZ 10145-M *GY-893 | 7, 11, | C7TZ 10156-B& ‡ D1AZ 8A652-A (Spacer) | 2, 9, 15, 17 | | |

8 CYL. 5.9L (360 C.I.D.) and 6.4L (390 C.I.D.)

| | | | | | | | | |
|----------|---|---------------|--------------|--------|---|------------|--|--|
| F100/350 | M | 38, 42, 55 | C8AZ 10145-A | 11, 17 | C8AZ 10156-B& ‡ D1AZ 8A652-A (Spacer) | 2, 8, 9 | | |
| M450/500 | M | 55 | | | | | | |
| M450/500 | M | 70 | C7TZ 10145-P | 11, 33 | C3SZ 10156-C & ‡D1AZ 8A652-A (Spacer) | 8,9, 23 | | |

8 CYL. 7.5L (460 C.I.D.)

| | | | | | | | | |
|----------|---|---------------|--|--------|---|---------------|--|--|
| F250/350 | M | 38, 42, 55 | D0SZ 10145-A *GY-939 & D0VY 10A370-A (Spacer) | 18, 11 | D0VY 9B450-A & ‡ D3AZ 10A370-AA (Spacer) | 18, 19, 21 | | |
|----------|---|---------------|--|--------|---|---------------|--|--|

1974

6 CYL. 3.9L (240 C.I.D.)

| | | | | | | | | |
|----------|---|---------------|-------------------------|--------|--|--|--------------------------|--------|
| E100/300 | M | 38, 42, 55 | C8TZ 10145-A | 1, 11 | | | C8TZ 10A313-C *GY-874 | 10, 13 |
| F100 | M | 38, 42, 55 | C9AZ 10145-C *GY-922 | 11, 22 | | | C9AZ 10A313-A *GT-925 | 8 |

**1973/79
TRUCK SERIES 100/500**

| MODEL | ALTERNATOR | | ADJUSTMENT ARM | | MOUNTING BRACKETS | | | |
|-------|------------|------|----------------|--------------------------|-------------------|--------------------------|-------------|--------------------------|
| | △ MAKE | AMP. | PART NUMBER | ●NUTS, BOLTS, ETC. | FRONT | | SIDE | |
| | | | | | PART NUMBER | ●NUTS, BOLTS, ETC. | PART NUMBER | ●NUTS, BOLTS, ETC. |

△ M—Motorcraft, ‡ Cut to length

● REFER TO HARDWARE LISTING AT END OF CHART FOR NUMBER SHOWN IN THIS COLUMN

10A313 ALTERNATOR MOUNTING PARTS — Cont'd

1974

| 6 CYL. 4.9L (300 C.I.D.) | | | | | | | | |
|--------------------------------|---|---------------|-------------------------|------------------|---|-------------------|--|-------------------|
| E100/200 | M | 38, 42, 55 | C8TZ 10145-A | 11, 22 | | | C9AZ 10A313-A *GY-925 | 8 |
| E300 | M | 38, 42, 55 | C8TZ 10145-A | 1, 11 | | | C8TZ 10A313-C *GY-874 | 10, 13 |
| F100/250 -- w/o hang-on A/C | M | 38, 42, 55 | C9AZ 10145-C *GY-922 | 11, 22 | | | C9AZ 10A313-A *GY-925 | 8 |
| F350 -- single r/wheel | M | 42, 55 | | | | | | |
| B-F500 | M | 42, 55 | | | | | | |
| P350/500 | M | 42, 55 | | | | | | |
| F100/250 -- w/hang-on A/C | M | 38, 42, 55 | D4TZ 10145-B | | | | C9AZ 10A313-A *GY-925 | 8 |
| B-F500 | M | 70 | C9TZ 10145-A *GY-924 | 11, 22 | | | C9AZ 10A313-A *GY-925 | 8 |
| 8 CYL. 5.0L (302 C.I.D.) | | | | | | | | |
| E100/300 -- T/E | M | 42, 55, 61 | D3UZ 10145-A | 24 | | | D4UZ 9B450-A & C70Z 9B461-A (Spacer) | 24, 29, 30, 31 |
| E100/300 -- without T/E | M | 42, 55, 61 | C90Z 10145-A *GY-934 | 5, 12, 24, 32 | D1TZ 10156-A *GY-1014 & ‡ D1AZ 8A652-A | 9, 14, 16, 23 | | |
| F100 | M | 38, 42, 55 | D3AZ 10145-C | 11 | D4AZ 10156-A & D10Z 10A336-B (Adapter) & ‡ D3AZ 10A370-A (Spacer) | 23 | | |
| 8 CYL. 5.4L (330 C.I.D.) | | | | | | | | |
| B-F500 | M | 42, 55, 61 | D5TZ 10145-B | 11 | D5TZ 10156-B & ‡ D1AZ 8A652-A (Spacer) | 24, 25, 26, 27 | | |
| B-F500 | M | 70 | C7TZ 10145-M *GY-893 | 11 | C7TZ 10156-B & ‡ D1AZ 8A652-A (Spacer) | 24, 25, 26, 27 | | |
| 8 CYL. 5.9L (360 C.I.D.) | | | | | | | | |
| F100 -- without T/E | M | 38, 42, 55 | C8AZ 10145-A | 11, 17 | C8AZ 10156-B & ‡ D1AZ 8A652-A (Spacer) | 8, 9, 23 | | |
| F250/350 | M | 38, 42, 55 | | | | | | |
| M450/500 | M | 55 | | | | | | |
| F100 -- T/E | M | 38, 42, 55 | D4TZ 10145-A | 11, 24 | | | D4TZ 10A313-A | 24 |
| M450/500 | M | 70 | C7TZ 10145-P | 11, 33 | C3SZ 10156-C & ‡ D1AZ 8A652-A (Spacer) | 8, 9, 23 | | |

1973/79
TRUCK SERIES 100/500

| MODEL | ALTERNATOR | | ADJUSTMENT ARM | | MOUNTING BRACKETS | | | |
|--|------------|------------------------|---|--------------------------|---|--------------------------|--------------------------|--------------------------|
| | △ MAKE | AMP. | PART NUMBER | ●NUTS, BOLTS, ETC. | FRONT | | SIDE | |
| | | | | | PART NUMBER | ●NUTS, BOLTS, ETC. | PART NUMBER | ●NUTS, BOLTS, ETC. |
| △ M-Motorcraft, ‡ Cut to length ● REFER TO HARDWARE LISTING AT END OF CHART FOR NUMBER SHOWN IN THIS COLUMN | | | | | | | | |
| 10A313 ALTERNATOR MOUNTING PARTS — Cont'd | | | | | | | | |
| 1974 | | | | | | | | |
| 8 CYL. 6.4L (390 C.I.D.) | | | | | | | | |
| F100/350 | M | 38, 42, 55 | C8AZ 10145-A | 11, 17 | C8AZ 10156-B & ‡ D1AZ 8A652-A (Spacer) | 8, 9 | | |
| M450/500 | M | 55 | | | | | | |
| M450/500 | M | 70 | C7TZ 10145-P | 11,33 | C3SZ 10156-C & ‡ D1AZ 8A652-A (Spacer) | 8,9, 23 | | |
| 8 CYL. 7.5L (460 C.I.D.) | | | | | | | | |
| F250/350 | M | 38, 42, 55 | D0SZ 10145-A & *GY-939 DOVY 10A370-A (Spacer) | 11, 19, 28 | DOVY 9B450-A & ‡ D3AZ 10A370-A (Spacer) | 18, 21 | | |
| M450/500 | M | 55 | D0SZ 10145-A & *GY-939 ‡ D1AZ 8A652-A (Spacer) | 11,18, 32,49 | DOVY 9B450-A | 19,21, | | |
| M450/500 | M | 70 | D2SZ 10145-A & ‡ D1AZ 8A652-A (Spacer) | 11,18, 32,49 | DOVY 9B450-A | 19,21, | | |
| 1975 | | | | | | | | |
| 6 CYL. 4.9L (300 C.I.D.) | | | | | | | | |
| F100/250 -- w/o hang-on A/C | M | 38,40, 42,55, 60 | C9AZ 10145-C *GY-922 | 11,22 | | | C9AZ 10A313-A *GY-925 | 8 |
| F350 -- single r/wheel | M | 40,42, 55,60 | | | | | | |
| B-F500 | M | 40,42, 55,60 | | | | | | |
| P350/500 | M | 40,42, 55,60 | | | | | | |
| E100/350 | M | 40,42, 60,61 | | | | | | |
| E100/350,F100/250 -- hang on A/C | M | All | D4TZ 10145-B | | | | C9AZ 10A313-A *GY-925 | |
| F350 -- dual r/wheels | M | 40,42, 55,60 | D2TZ 10145-C | 11 | | | C9AZ 10A313-A *GY-925 | 8 |
| B-F500 | M | 70 | C9TZ 10145-A | 11,22 | | | C9AZ 10A313-A *GY-925 | 8 |
| 8 CYL. 5.0L (302 C.I.D.) | | | | | | | | |
| F100 | M | 38,40, 42,55, 60 | D3AZ 10145-C | 11 | D4AZ 10156-A & D10Z 10A336-B (Adapter) & ‡ D3AZ 10A370-A (Spacer) | 23 | | |

**1973/79
TRUCK SERIES 100/500**

| MODEL | ALTERNATOR | | ADJUSTMENT ARM | | MOUNTING BRACKETS | | | |
|-------|------------|------|----------------|--------------------------|-------------------|--------------------------|-------------|--------------------------|
| | Δ MAKE | AMP. | PART NUMBER | ●NUTS, BOLTS, ETC. | FRONT | | SIDE | |
| | | | | | PART NUMBER | ●NUTS, BOLTS, ETC. | PART NUMBER | ●NUTS, BOLTS, ETC. |

Δ M—Motorcraft, ‡ Cut to length

● REFER TO HARDWARE LISTING AT END OF CHART FOR NUMBER SHOWN IN THIS COLUMN

10A313 ALTERNATOR MOUNTING PARTS — Cont'd

1975

8 CYL. 5.4L (330 C.I.D.)

| | | | | | | | | |
|-----------------------|---|------------------------|-------------------------|----|--|---------------------------------|--|--|
| B-F500 -- without T/E | M | 40,42, 55,60, 61 | D5TZ 10145-B | 42 | C7TZ 10156-B & ‡ D1AZ 8A652-A (Spacer) | 24,25, 26,27 | | |
| B-F500 -- with T/E | M | 40,60 | D5TZ 10145-B | 42 | D5TZ 9B450-B | 26,27, 38,50,51, 52,53,54 | | |
| B-F500 -- without T/E | M | 70 | C7TZ 10145-M *GY-893 | 11 | C7TZ 10156-B & ‡ D1AZ 8A652-A (Spacer) | 24,25, 26,27 | | |
| B-F500 -- with T/E | M | 70 | C7TZ 10145-M *GY-893 | 42 | D5TZ 9B450-B | 26,27, 38,50,51, 52,53,54 | | |

8 CYL. 5.8L (351 C.I.D.)-W

| | | | | | | | | |
|---------------------|---|-----------------|--------------|-------------|--|-----------------|--|--|
| E100/350 -- T/E | M | 40,42, 60,61 | D5UZ 10145-C | 11,35 36 | D5TZ 9B450-A | 37,38 | | |
| E100/350 -- T/E | M | 90 | D5UZ 10145-B | 11,35 36 | D5TZ 9B450-A | 37,38 | | |
| E150/350 -- w/o T/E | M | 40,42, 60 | D3AZ 10145-C | 11 | D4AZ 10156-A | 23,35 39,40 | | |
| E150/350 -- w/o T/E | M | 90 | D20Z 10145-B | 16,42 | D4AZ 10156-A & ‡ D1AZ 8A652-A (Spacer) | 16,39, 41,48 | | |

8 CYL. 5.9L (360 C.I.D.)

| | | | | | | | | |
|--------------------------------|---|------------------------|--------------|-------|--|----------|---------------|----|
| F100 | M | 38,40, 42,55, 60 | D4TZ 10145-A | 11,24 | | | D4TZ 10A313-A | 24 |
| F250/350 | M | 38,40, 42,55, 60 | C8AZ 10145-A | 11,17 | C8AZ 10156-B & ‡ D1AZ 8A652-A (Spacer) | 8,9,23 | | |
| M450/500 "Before Ser. W60,001" | M | 55,60 | | | | | | |
| M450/500 "Before Ser. W60,001" | M | 70 | C7TZ 10145-P | 11,33 | C3SZ 10156-C & ‡ D1AZ 8A652-A (Spacer) | 8, 9, 23 | | |
| M450/500- "From Ser. W60,001" | M | 55 | D4TZ 10145-A | | | | D4TZ 10A313-A | 44 |
| M450/500- "From Ser. W60,001" | M | 70 | C7TZ 10145-P | 11,33 | | | D4TZ 10A313-A | 44 |

8 CYL. 6.4L (390 C.I.D.)

| | | | | | | | | |
|--------------------------------|---|------------------------|--------------|-------|--|----------|---------------|--|
| F100/350 | M | 38,40, 42,55, 60 | C8AZ 10145-A | 11,17 | C8AZ 10156-B & ‡ D1AZ 8A652-A (Spacer) | 8, 9 | | |
| M450/500 "Before Ser. W60,001" | M | 70 | C7TZ 10145-P | 11,33 | C3SZ 10156-C & ‡ D1AZ 8A652-A (Spacer) | 8, 9, 23 | | |
| M450/500- "From Ser. W60,001" | M | 70 | C7TZ 10145-P | 11,33 | | | D4TZ 10A313-A | |

1973/79
TRUCK SERIES 100/500

| MODEL | ALTERNATOR | | ADJUSTMENT ARM | | MOUNTING BRACKETS | | | |
|---|------------|------------------------|---|--------------------------|---|---------------------------------|--|--------------------------|
| | △ MAKE | AMP. | PART NUMBER | ●NUTS, BOLTS, ETC. | FRONT | | SIDE | |
| | | | | | PART NUMBER | ●NUTS, BOLTS, ETC. | PART NUMBER | ●NUTS, BOLTS, ETC. |
| △ M—Motorcraft, ‡ Cut to length | | | | | | | | |
| ● REFER TO HARDWARE LISTING AT END OF CHART FOR NUMBER SHOWN IN THIS COLUMN | | | | | | | | |
| 10A313 ALTERNATOR MOUNTING PARTS — Cont'd | | | | | | | | |
| 1975 | | | | | | | | |
| 8 CYL. 7.5L (460 C.I.D.) | | | | | | | | |
| F150/350 | M | 38,40, 42,55, 60 | D0SZ 10145-A & *GY-939 D0VY 10A370-A (Spacer) | 11,19, 28 | D0VY 9B450-A & ‡ D3AZ 10A370-A (Spacer) | 18,21 | | |
| E250/350 | M | 40,42, 60,61 | D5TZ 10145-A | 11,34 | | | D5UZ 10A313-A | 5,24 |
| E250/350 | M | 90 | D5UZ 10145-A | 11,34 | | | D5UZ 10A313-A | 5,24 |
| M450/500 | M | 55,60 | D0SZ 10145-A & *GY-939 ‡ D1AZ 8A652-A (spacer) | 11,18, 32,49 | C3SZ 10156-C | | | |
| M450/500 | M | 70 | D2SZ 10145-A & ‡ D1AZ 8A652-A (Spacer) | 11,18, 32,49 | C3SZ 10156-C | | | |
| 1976 | | | | | | | | |
| 6 CYL. 4.9L (300 C.I.D.) | | | | | | | | |
| F100/350 -- single r/wheel w/o hang-on A/C | M | 40,60 | C9AZ 10145-C *GY-922 | 22,42 | | | C9AZ 10A313-A *GY-925 | 8,47 |
| E100/350 -- w/o hang on A/C | M | 40,60 | | | | | | |
| P350/500 | M | 40,60 | | | | | | |
| B-F500 | M | 40,60 | | | | | | |
| E100/350, F100/250 -- w/hang on A/C | | | D4TZ 10145-B | | | | C9AZ 10A313-A *GY-925 | |
| F350 -- w/dual r/wheels | M | 40,60 | D2TZ 10145-C | 42,43 | | | C9AZ 10A313-A *GY-925 | 8,47 |
| B-F500 | M | 70 | C9TZ 10145-A *GY-924 | 11,12 | | | C9AZ 10A313-A *GY-925 | 8 |
| 8 CYL. 5.0L (302 C.I.D.) | | | | | | | | |
| F100 | M | 40,60 | D3AZ 10145-C | 42 | | | D4AZ 10156-A & D10Z 10A336-B (Adapter) & ‡ D1AZ 8A652-A (Spacer) | 39,48 |
| 8 CYL. 5.4L (330 C.I.D.) | | | | | | | | |
| B-F500 -- without T/E | M | 40,60 | D5TZ 10145-B | 42 | | | C7TZ 10156-B & ‡ D1AZ 8A652-A (Spacer) | 24,25, 26,27 |
| B-F500 -- with T/E | M | 40,60 | D5TZ 10145-B | 42 | D5TZ 9B450-B | 26,27, 38,50,51, 52,53,54 | | |
| B-F500 -- without T/E | M | 70 | C7TZ 10145-M *GY-893 | 11 | | | C7TZ 10156-B & ‡ D1AZ 8A652-A (Spacer) | 24,25, 26,27 |
| B-F500 -- with T/E | M | 70 | C7TZ 10145-M *GY-893 | 42 | D5TZ 9B450-B | 26,27, 38,50,51, 52,53,54 | | |

**1973/79
TRUCK SERIES 100/500**

| MODEL | ALTERNATOR | | ADJUSTMENT ARM | | MOUNTING BRACKETS | | | |
|---|------------|-------|--|--------------------------|---|--------------------------|--|--------------------------|
| | △ MAKE | AMP. | PART NUMBER | ●NUTS, BOLTS, ETC. | FRONT | | SIDE | |
| | | | | | PART NUMBER | ●NUTS, BOLTS, ETC. | PART NUMBER | ●NUTS, BOLTS, ETC. |
| △ M—Motorcraft, ‡ Cut to length | | | | | | | | |
| ● REFER TO HARDWARE LISTING AT END OF CHART FOR NUMBER SHOWN IN THIS COLUMN | | | | | | | | |
| 10A313 ALTERNATOR MOUNTING PARTS — Cont'd | | | | | | | | |
| 1976 | | | | | | | | |
| 8 CYL. 5.8L (351 C.I.D.)—W | | | | | | | | |
| E100/350 -- T/E | M | 40,60 | D5UZ 10145-C | 11,35, 36 | D5TZ 9B450-A | 37,38 | | |
| E100/350 -- T/E | M | 90 | D5UZ 10145-B | 11,35, 36 | D5TZ 9B450-A | 37,38 | | |
| E150/350 -- w/o T/E | M | 40,60 | D3AZ 10145-C | 11 | D4AZ 10156-A | 23,35, 39,40 | | |
| E150/350 -- w/o T/E | M | 90 | D20Z 10145-B | 16,42 | D4AZ 10156-A & ‡ D1AZ 8A652-A (Spacer) | 16,39, 41,48 | | |
| 8 CYL. 5.9L (360 C.I.D.) | | | | | | | | |
| F150/350 -- w/o T/E | M | 40,60 | C8AZ 10145-A | 11,45 | C8AZ 10156-B & ‡ D1AZ 8A652-A (Spacer) | 24,39, 44 | | |
| F100/350 -- with T/E | M | 40,60 | D4TZ 10145-A | 42,45 | | | D4TZ 10A313-A & ‡ D1AZ 8A652-A (Spacer) & ‡ D0VY 10A370-A (Spacer) | 24,39,48 |
| M450/500 | M | 60,70 | C7TZ 10145-P | 11,33 | | | D4TZ 10A313-A | |
| 8 CYL. 6.4L (390 C.I.D.) | | | | | | | | |
| F150/350 -- w/o T/E | M | 40,60 | C8AZ 10145-A | 11,45 | C8AZ 10156-B & ‡ D1AZ 8A652-A (Spacer) | 24,39, 44 | | |
| F100/350 -- with T/E | M | 40,60 | D4TZ 10145-A | 42,45 | | | D4TZ 10A313-A & ‡ D1AZ 8A652-A (Spacer) & ‡ D0VY 10A370-A (Spacer) | 24,39,48 |
| M450/500 | M | 70 | C7TZ 10145-P | 11,33 | | | D4TZ 10A313-A | |
| 8 CYL. 7.5L (460 C.I.D.) | | | | | | | | |
| F150/350 | M | 40,60 | D0SZ 10145-A & *GY-399 385049-S100 (Spacer) | 19,42 | D0VY 9B450-A & ‡ D0VY 10A370-A (Spacer) | 18,19, 24 | | |
| E250/350 | M | 40,60 | D5TZ 10145-A | 5,42 | | | D5UZ 10A313-A | 5,24,46 |
| E250/350 | M | 90 | D5UZ 10145-A | 5,42 | | | D5UZ 10A313-A | 5,24,46 |
| M450/500 | M | 60 | D0SZ 10145-A & *GY-939 D0VY 10A370-A (Spacer) | 11,18 | C3SZ 10156-C | | | |
| M450/500 | M | 70 | D2SZ 10145-A & D0VY 10A370-A (Spacer) | 11,18 | C3SZ 10156-C | | | |

1973/79
TRUCK SERIES 100/500

| MODEL | ALTERNATOR | | ADJUSTMENT ARM | | MOUNTING BRACKETS | | | |
|-------|------------|------|----------------|--------------------------|-------------------|--------------------------|-------------|--------------------------|
| | △ MAKE | AMP. | PART NUMBER | ●NUTS, BOLTS, ETC. | FRONT | | SIDE | |
| | | | | | PART NUMBER | ●NUTS, BOLTS, ETC. | PART NUMBER | ●NUTS, BOLTS, ETC. |

△ M—Motorcraft, ‡ Cut to length

● REFER TO HARDWARE LISTING AT END OF CHART FOR NUMBER SHOWN IN THIS COLUMN

10A313 ALTERNATOR MOUNTING PARTS — Cont'd

1977

6 CYL. 4.9L (300 C.I.D.)

| | | | | | | | | |
|---|---|-------|--------------|----------|--|--|--|----------|
| B-F-P 500 | M | 40,60 | C9AZ 10145-C | 22,42 | | | C9AZ 10A313-A | 8 |
| E-F150/350 -- single r/wheel w/o hang-on A/C "Before Ser Y20,000" | M | 40,60 | *GY-922 | | | | *GY-925 | |
| E150/350, F150, F250-4x2, F350 -- single r/wheel w/o hang-on A/C "From Ser. Y20,000" | M | 40,60 | | 22,59 | | | | |
| E-F100 -- w/o hang-on A/C "Before Ser. 080,000" | M | 40,60 | C9AZ 10145-C | 22,59 | | | C9AZ 10A313-A | 8 |
| | | | *GY-922 | | | | *GY-925 (alt. only—RH side— refer 9B450 for air pump) | |
| E-F100 -- w/o hang-on A/C "From Ser. 080,000 to Y20,001" | M | 40,60 | C9AZ 10145-C | 22,59 | | | D7TZ 10A313-A | 50,51,60 |
| | | | *GY-922 | | | | (alt. & air pump) | |
| E-F100 -- w/o hang-on A/C "From Ser. Y20,001" | M | 40,60 | C9AZ 10145-C | 22,59 | | | C9AZ 10A313-A | 8 |
| | | | *GY-922 | | | | *GY-925 (alt. only—R.H. side— refer 9B450 for air pump) | |
| E100/350,F100/250 -- hang-on A/C | M | All | D4TZ 10145-B | | | | C9AZ 10A313-A | 8 |
| | | | | | | | *GY-925 | |
| F350 -- dual r/wheels | M | 40,60 | D2TZ 10145-C | 22,42,55 | | | C9AZ 10A313-A | 8 |
| | | | | | | | *GY-9251 | |
| F250-4x4 w/o hang-on A/C "From Ser. Y20,000" | M | 40,60 | | | | | | |
| E-F100 -- w/o hang-on A/C "Before Ser. 080,000" | M | 70 | D7TZ 10145-A | | | | C9AZ 10A313-A | 8 |
| | | | | | | | *GY-925 (alt. only—RH side— refer 9B450 for air pump) | |
| E-F100 -- w/o hang-on A/C "From Ser. 080,000 to Y20,001" | M | 70 | D7TZ 10145-A | 22,42 | | | D7TZ 10A313-A | 50,51,60 |
| | | | | | | | (alt. & air pump) | |
| E-F100 -- w/o hang-on A/C "From Ser. Y20,001" | M | 70 | D7TZ 10145-A | 22,42 | | | C9AZ 10A313-A | 8 |
| | | | | | | | *GY-925 (alt. only—R.H.—side— refer 9B450 for air pump) | |
| E150/350,F150, F250-4 x 2, F350 -- w/o hang-on A/C | M | 70 | D7TZ 10145-A | 22,59 | | | C9AZ 10A313-A | 8 |
| | | | | | | | *GY-925 | |
| F250-4x4 w/o hang-on A/C | M | 70 | D7TZ 10145-B | 42,61 | | | C9AZ 10A313-A | 8 |
| | | | | | | | *GY-925 | |
| B-F-P500 | M | 70 | D7TZ 10145-A | 22,59 | | | C9AZ 10A313-A | 8 |
| | | | | | | | *GY-925 | |

1973/79
TRUCK SERIES 100/500

| MODEL | ALTERNATOR | | ADJUSTMENT ARM | | MOUNTING BRACKETS | | | |
|-------|------------|------|----------------|--------------------------|-------------------|--------------------------|-------------|--------------------------|
| | △ MAKE | AMP. | PART NUMBER | ●NUTS, BOLTS, ETC. | FRONT | | SIDE | |
| | | | | | PART NUMBER | ●NUTS, BOLTS, ETC. | PART NUMBER | ●NUTS, BOLTS, ETC. |

△ M-Motorcraft, ‡ Cut to length

● REFER TO HARDWARE LISTING AT END OF CHART FOR NUMBER SHOWN IN THIS COLUMN

10A313 ALTERNATOR MOUNTING PARTS — Cont'd

1977

| 8 CYL. 5.0L (302 C.I.D.) | | | | | | | | | |
|--------------------------|---|-------|---|----------|--|--|---------------------------------|--|-------|
| F100/150 | M | 40,60 | D3AZ 10145-C | | | D4AZ 10156-A & D7UZ 10A336-A (adapter) & ‡ D1AZ 8A652-A (spacer) | 42 | | |
| F100/150 | M | 70 | ★ D30Z 10145-A r/bD8TZ 10145-A (2/80) | 59,62 | | D4AZ 10156-A & D7UZ 10A336-A (adapter) & ‡ D1AZ 8A652-A (spacer) | 39,41, 42 44,62 | | |
| 8 CYL. 5.4L (330 C.I.D.) | | | | | | | | | |
| B-F500 -- without T/E | M | 40,60 | D5TZ 10145-B | 26,27,59 | | | | C7TZ 10156-B & ‡ D1AZ 8A652-A (spacer) | 24,25 |
| B-F500 -- with T/E | M | 40,60 | D5TZ 10145-B | 59 | | D5TZ 9B450-B | 26,27 38,50,51, 52,53,54 | | |
| B-F500 -- without T/E | M | 70 | C7TZ 10145-M | 26,27,59 | | | | C7TZ 10156-B & ‡ D1AZ 8A652-A (spacer) | 24,25 |
| B-F500 -- with T/E | M | 70 | C7TZ 10145-M | 59 | | D5TZ 9B450-B | 26,27, 38,50,51, 52,53,54 | | |
| 8 CYL. 5.8L (351 C.I.D.) | | | | | | | | | |
| E100/350 -- T/E | M | 40,60 | D5UZ 10145-C | 36,59 | | D5TZ 9B450-A | 37,38, 58 | | |
| E100/350 -- T/E | M | 90 | D5UZ 10145-B | 36,59 | | D5TZ 9B450-A | 37,38, 58 | | |
| E150/350 -- w/o T/E | M | 40,60 | D3AZ 10145-C | 16,59 | | D4AZ 10156-A & ‡ D1AZ 8A652-A (spacer) | 16,39, 56 | D7UZ 10A336-A | 42 |
| E150/350 -- w/o T/E | M | 90 | D20Z 10145-B | 16,59 | | D4AZ 10156A & ‡ D1AZ 8A652-A (spacer) | 16,39, 56 | D7UZ 10A336-A | 42 |
| F100/350 | M | 70 | D3AZ 10145-B | 24,59 | | D4AZ 10156-B & ‡ D1AZ 8A652-A (spacer) | 44,46,56 | | |
| F100/350 | M | 40,60 | D3AZ 10145-D | 24,59 | | D4AZ 10156-B & ‡ D1AZ 8A652-A (spacer) | 44,46,56 | | |
| 8 CYL. 6.6L (400 C.I.D.) | | | | | | | | | |
| F100/350 | M | 40,60 | D3AZ 10145-D | 24,59 | | D4AZ 10156-B & ‡ D1AZ 8A652-A (spacer) | 44,46,56 | | |
| F100/350 | M | 70 | D3AZ 10145-B | 24,59 | | D4AZ 10156-B & ‡ D1AZ 8A652-A (spacer) | 44,46,56 | | |

1973/79
TRUCK SERIES 100/500

| MODEL | ALTERNATOR | | ADJUSTMENT ARM | | MOUNTING BRACKETS | | | |
|--|------------|-------|-------------------------|--------------------------|---|--------------------------|--|--------------------------|
| | △ MAKE | AMP. | PART NUMBER | ●NUTS, BOLTS, ETC. | FRONT | | SIDE | |
| | | | | | PART NUMBER | ●NUTS, BOLTS, ETC. | PART NUMBER | ●NUTS, BOLTS, ETC. |
| △ M-Motorcraft, ‡ Cut to length ● REFER TO HARDWARE LISTING AT END OF CHART FOR NUMBER SHOWN IN THIS COLUMN | | | | | | | | |
| 10A313 ALTERNATOR MOUNTING PARTS — Cont'd | | | | | | | | |
| 1977 | | | | | | | | |
| 8 CYL. 7.5L (460 C.I.D.) | | | | | | | | |
| E250/350 | M | 40,60 | D5TZ 10145-A | | | | D5UZ 10A313-A | |
| E250/350 | M | 90 | D5UZ 10145-A | | | | D5UZ 10A313-A | |
| F150/350 | M | 40,60 | D0SZ 10145-A *GY-939 | | DOVY 9B450-A & ‡ DOVY 10A370-A (spacer) | | | |
| 1978 | | | | | | | | |
| 6 CYL. 4.9L (300 C.I.D.) | | | | | | | | |
| E-F100 -- exc. Canada | M | 40,60 | C9AZ 10145-C *GY-922 | 22,59 | | | C9AZ 10A313-A *GY-925 | 8,63 |
| E-F150/250 -- w/Calif. emission | M | 40,60 | | | | | | |
| E-F100 -- exc. Canada | M | 70 | D7TZ 10145-A | 22,59 | | | C9AZ 10A313-A *GY-925 | 8,63 |
| E-F150/250 -- w/Calif. emission | M | 70 | | | | | | |
| E-F100 -- Canada | M | 40,60 | C9AZ 10145-C *GY-922 | 22,42 | | | D7TZ 10A313-A (alt. & air pump) & ‡ D7ZZ 10A370-A *GY-1323 (spacer) | 50,51 |
| E-F100 -- Canada | M | 70 | D7TZ 10145-A | 22,42 | | | D7TZ 10A313-A (alt. & air pump) & ‡ D7ZZ 10A370-A *GY-1323 (spacer) | 50,51 |
| E-F150/250 -- 2/W/D w/o Calif. emission | M | 40,60 | C9AZ 10145-C *GY-922 | 22,59 | | | C9AZ 10A313-A *GY-925 | 8,47 |
| F150 -- 4/W/D-w/o Calif. emission | M | 40,60 | | | | | | |
| E350 | M | 40,60 | | | | | | |
| F350 -- w/single r/wheels | M | 40,60 | | | | | | |
| E-F150/250 -- 2/W/D-w/o Calif. emission | M | 70,90 | D7TZ 10145-A | 22,59 | | | C9AZ 10A313-A *GY-925 | 8,47 |
| F150 -- 4/W/D-w/o Calif. emission | M | 70 | | | | | | |
| E350 | M | 70,90 | | | | | | |
| F350 -- w/single r/wheels | M | 70,90 | | | | | | |
| F250 -- 4/W/D-w/o Calif. emission | M | 40,60 | D2TZ 10145-C | 22,42,55 | | | C9AZ 10A313-A *GY-925 | 8,47 |
| F350 -- w/dual r/wheels | M | 40,60 | | | | | | |
| F250 -- 4/W/D-w/o Calif. emission | M | 70 | D7TZ 10145-B | 22,61 | | | C9AZ 10A313-A *GY-925 | 8,47 |
| F350 -- w/dual r/wheels | M | 70 | | | | | | |
| E100/350, F100/250 -- w/hang-on A/C | M | All | D4TZ 10145-B | | | | C9AZ 10A313-A *GY-925 | 8 |

1973/79
TRUCK SERIES 100/500

| MODEL | ALTERNATOR | | ADJUSTMENT ARM | | MOUNTING BRACKETS | | | |
|-------|------------|------|----------------|--------------------------|-------------------|--------------------------|-------------|--------------------------|
| | △ MAKE | AMP. | PART NUMBER | ●NUTS, BOLTS, ETC. | FRONT | | SIDE | |
| | | | | | PART NUMBER | ●NUTS, BOLTS, ETC. | PART NUMBER | ●NUTS, BOLTS, ETC. |

△ M-Motorcraft, ‡ Cut to length

● REFER TO HARDWARE LISTING AT END OF CHART FOR NUMBER SHOWN IN THIS COLUMN

10A313 ALTERNATOR MOUNTING PARTS — Cont'd

1978

8 CYL. 5.0L (302 C.I.D.)

| | | | | | | | | |
|---------------------------------|---|--------------|--------------|-------|--|----------------------|--|--|
| F100/150 | M | 40,60, 65 | D3AZ 10145-C | 59 | D4AZ 10156-A & D7UZ 10A336-A (adapter) & ‡ D1AZ 8A652-A (spacer) | 39 | | |
| F100/150- "Before Ser. BE0,001" | M | 70 | D30Z 10145-A | 59,62 | D4AZ 10156-A & D7UZ 10A336-A (adapter) & ‡ D1AZ 8A652-A (spacer) | 3 42 44,62 | | |
| F100/150-"From Ser. BE0,001" | M | 70 | D8TZ 10145-A | 59,62 | D4AZ 10156-A & D7UZ 10A336-A (adapter) & ‡ D1AZ 8A652-A (spacer) | 39,41 42 44,62 | | |

8 CYL. 5.8L (351 C.I.D.)

| | | | | | | | | |
|---------------------|---|--------------|--------------|-------|--|--------------|---------------|----|
| E100/350 -- T/E | M | 40,60 | D5UZ 10145-C | 59 | D5TZ 9B450-A | 37,38, 58 | | |
| E100/350 -- T/E | M | 90 | D5UZ 10145-B | 59 | D5TZ 9B450-A | 37,38, 58 | | |
| E150/350 -- w/o T/E | M | 40,60 | D3AZ 10145-C | 16,59 | D4AZ 10156-A & ‡ D1AZ 8A652-A (spacer) | 16,39, 56 | D7UZ 10A336-A | 42 |
| E150/350 -- w/o T/E | M | 90 | D20Z 10145-B | 16,59 | D4AZ 10156-A & ‡ D1AZ 8A652-A (spacer) | 16,39, 56 | D7UZ 10A336-A | 42 |
| F100/350 | M | 40,60, 65 | D3AZ 10145-D | 24,59 | D4AZ 10156-B & ‡ D1AZ 8A652-A (spacer) | 44,46, 56 | | |
| F100/350 | M | 70 | D3AZ 10145-B | 24,59 | D4AZ 10156-B & ‡ D1AZ 8A652-A (spacer) | 44,46, 56 | | |

8 CYL. 6.6L (400 C.I.D.)

| | | | | | | | | |
|----------|---|--------------|--------------|-------|--|--------------|--|--|
| F100/350 | M | 40,60, 65 | D3AZ 10145-D | 24,59 | D4AZ 10156-B & ‡ D1AZ 8A652-A (spacer) | 44,46, 56 | | |
| F100/350 | M | 70 | D3AZ 10145-B | 24,59 | D4AZ 10156-B & ‡ D1AZ 8A652-A (spacer) | 44,46, 56 | | |

8 CYL. 7.5L (460 C.I.D.)

| | | | | | | | | |
|----------|---|--------------|-------------------------|--|---|--|---------------|--|
| E250/350 | M | 40,60 | D5TZ 10145-A | | | | D5UZ 10A313-A | |
| E250/350 | M | 90 | D5UZ 10145-A | | | | D5UZ 10A313-A | |
| F150/350 | M | 40,60, 65 | D0SZ 10145-A *GY-939 | | D0VY 9B450-A & ‡ D0VY 10A370-A (spacer) | | | |

1973/79
TRUCK SERIES 100/500

| MODEL | ALTERNATOR | | ADJUSTMENT ARM | | MOUNTING BRACKETS | | | |
|--|------------|-------|-------------------------|--------------------------|--|--------------------------|---------------|--------------------------|
| | △ MAKE | AMP. | PART NUMBER | ●NUTS, BOLTS, ETC. | FRONT | | SIDE | |
| | | | | | PART NUMBER | ●NUTS, BOLTS, ETC. | PART NUMBER | ●NUTS, BOLTS, ETC. |
| △ M—Motorcraft, ‡ Cut to length ● REFER TO HARDWARE LISTING AT END OF CHART FOR NUMBER SHOWN IN THIS COLUMN | | | | | | | | |
| 10A313 ALTERNATOR MOUNTING PARTS — Cont'd | | | | | | | | |
| 1979 | | | | | | | | |
| 6 CYL. 4.9L (300 C.I.D.) | | | | | | | | |
| E100/350 | M | 40,60 | C9AZ 10145-C | 22,42 | | | D9TZ 10A313-A | 50,51, 60 |
| F100/150 | M | 40,60 | | | | | | |
| F250 -- 2/W/D | M | 40,60 | | | | | | |
| F350 -- w/single r/wheels | M | 40,60 | | | | | | |
| F250 -- 4/W/D | M | 40,60 | D2TZ 10145-C | 22,42 | | | D9TZ 10A313-A | 50,51, 60 |
| F350 -- w/dual r/wheels | M | 40,60 | | | | | | |
| E-F100/250 -- 2/W/D | M | 70,90 | D7TZ 10145-A | 22,42 | | | D9TZ 10A313-A | 50,51, 60 |
| E350 | M | 70,90 | | | | | | |
| F150 -- 4/W/D | M | 70 | | | | | | |
| F350 -- w/single r/wheels | M | 70 | | | | | | |
| F250 -- 4/W/D | M | 70 | D7TZ 10145-B | 22,42 | | | D9TZ 10A313-A | 50,51, 60 |
| F350 -- w/dual r/wheels | M | 70 | | | | | | |
| 8 CYL. 5.0L (302 C.I.D.) | | | | | | | | |
| E100/250 | M | 40,60 | D9UZ 10145-A | 42,57 | D9TZ 9B450-A | 24,63 | | |
| E100/250 | M | 70 | D9UZ 10145-B | 42,57 | D9TZ 9B450-A | 24,63 | | |
| F100/150 | M | 40,60 | D3AZ 10145-C | 42 | D4AZ 10156-A & D7UZ 10A336-A (adapter) & ‡ D1AZ 8A652-A (spacer) | 16,39 | | |
| F100/150 | M | 70 | D8TZ 10145-A | 42 | D4AZ 10156-A & D7UZ 10A336-A (adapter) & ‡ D1AZ 8A652-A (spacer) | 16,39 | | |
| 8 CYL. 5.8L (351 C.I.D.) | | | | | | | | |
| E100/350 | M | 40,60 | D5UZ 10145-C | 42,57, 59 | D5TZ 9B450-A | 58 | | |
| E100/350 | M | 90 | D5UZ 10145-B | 42,57, 59 | D5TZ 9B450-A | 58 | | |
| F100/350 | M | 40,60 | D3AZ 10145-D | 42 | D4AZ 10156-B & ‡ D1AZ 8A652-A (spacer) | 46,56 | | |
| F100/350 | M | 70 | D3AZ 10145-B | 42 | D4AZ 10156-B & ‡ D1AZ 8A652-A (spacer) | 46,56 | | |
| 8 CYL. 6.6L (400 C.I.D.) | | | | | | | | |
| F100/350 | M | 40,60 | D3AZ 10145-D | 42 | D4AZ 10156-B & ‡ D1AZ 8A652-A (spacer) | 46,56 | | |
| F100/350 | M | 70 | D3AZ 10145-B | 42 | D4AZ 10156-B & ‡ D1AZ 8A652-A (spacer) | 46,56 | | |
| 8 CYL. 7.5L (460 C.I.D.) | | | | | | | | |
| E250/350 | M | 40,60 | D5TZ 10145-A | | | | D5UZ 10A313-A | |
| E250/350 | M | 70,90 | D5UZ 10145-A | | | | D5UZ 10A313-A | |
| F150/350 | M | All | D0SZ 10145-A *GY-939 | 42 | DOVY 9B450-A & ‡ DOVY 10A370-A (spacer) | 18,19 | | |

1973/79
TRUCK SERIES 100/500

SECTION 103 13

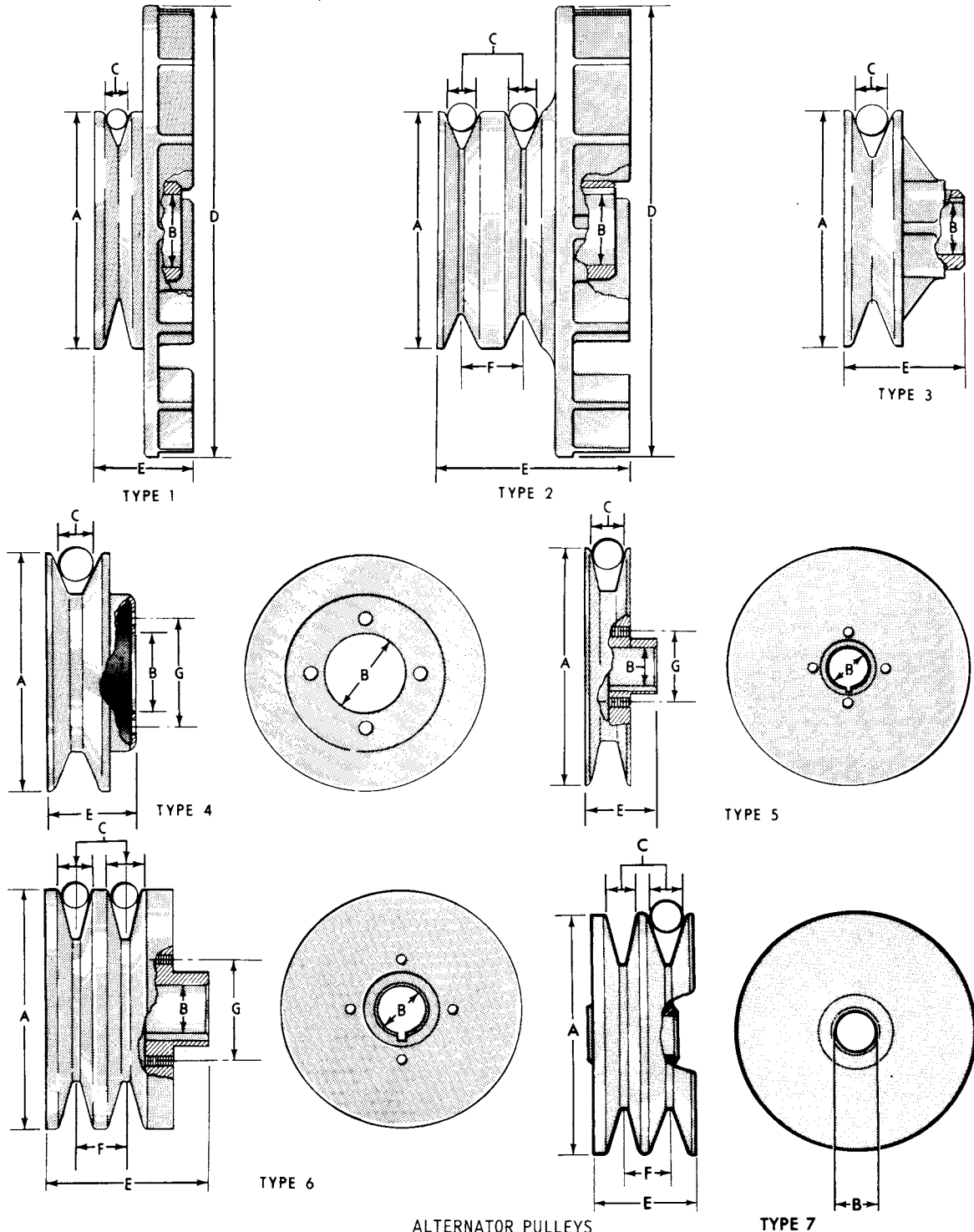
CODE NUMBER TO PART NUMBER LISTING—Quantity As Required

| CODE NO. | PART NUMBER | DESCRIPTION | CODE NO. | PART NUMBER | DESCRIPTION |
|----------|---------------------------|--|----------|---------------------------|---|
| 1 | 20466-S8(B-61) | Bolt-hex. head-5/16"-18 x 1 1/2" | 34 | ★386297-S36 | Bolt-hex. hd. 7/16"-14 x 6 |
| 2 | 34808-S8(X-67) | Lockwasher-spring-7/16" | 35 | ★354033-S | Washer-5/16" |
| 3 | 351989-S8 (BB-188) | Bolt-hex. head-7/16"-14 x 4 5/8" | 36 | ★386134-S | Bolt-hex. washer head - 5/16"-18 x 4 7/8" |
| 4 | ★352981-S (XX-143) | Washer-flat-3/8" | 37 | 381808-S2 (BB-171-G) | Bolt-hex. head - 3/8"-16 x 6 3/4" |
| 5 | 20522-S8(B-89) | Bolt-hex. head-3/8"-16 x 2" | 38 | 383272-S2 (BB-552-BC) | Bolt-hex. washer head- 3/8"-16 x 4 1/4" |
| 6 | 373564-S (BB-562-D) | Screw and washer-hex. head-5/16"-18 x 7/8" | 39 | 58669-S36 (B-117-H) | Bolt-hex. head 7/16"-14 x 5 1/2" |
| 7 | 351385-S7 (XX-158) | Washer-flat-3/8" | 40 | 383963-S36 (BB-545-BE) | Bolt-hex. washer head- 5/16"-18 x 2.91" |
| 8 | 42996-S7-8 (B-251-F) | Bolt-hex. head-3/8"-16 x 3/4" | 41 | 56130-S36 (B-319-N) | Bolt-hex. head-5/16"-18 x 3" |
| 9 | 375860-S2 (BB-405-CE) | Bolt-hex. head-7/16"-14 x 5 1/4" | 42 | 381649-S2 (BB-563-AH) | Bolt-hex. head-3/8"-16 x 1" |
| 10 | 43002-S(B-257) | Bolt-hex. head-3/8"-16 x 1/2" | 43 | ★56173-S36 | Bolt-hex. head-7/16"-14 x 4 1/4" |
| 11 | 373162-S (BB-563-A) | Bolt and washer-hex. head-3/8"-16 x 1 1/8" | 44 | 34793-S2 (X-67-A) | Washer-lock-7/16" |
| 12 | 44727-S8(X-24) | Washer-flat-3/8" | 45 | 382016-S (BB-151M) | Bolt-hex. head-3/8"-16 x 7/8" |
| 13 | 57102-S2 (BB-331) | Screw and washer-hex. head-3/16"-16 x 1" | 46 | 385306-S36 (BB-191-AA) | Bolt-hex. head-7/16 1/4"-14 x 6 1/4" |
| 14 | 45979-S (B-227-G) | Bolt-hex. head-5/16"-18 x 2 5/8" | 47 | 382469-S2 (UU-52-AN) | Bolt-hex. washer head - 7/16"-14 x 4 1/8" |
| 15 | 45644-S8 (B-97-A) | Bolt-hex. head-3/8"-16 x 6" | 48 | 34793-S (X-67-A) | Washer-lock - 7/16" |
| 16 | 300958-S (B-73-B) | Bolt-hex. head-5/16"-18 x 5" | 49 | 359986-S (XX-141-A) | Washer-flat - 3/8" |
| 17 | 20388-S8(B-80) | Bolt-hex. head-3/8"-16 x 2" | 50 | 383273-S2 (BB-552-CC) | Bolt-3/8"-16 x 5" |
| 18 | 370584-S8 (BB-420) | Bolt-hex. head locking-3/8"-16 x 4" | 51 | 372305-S (BB-429-A) | Bolt-3/8"-16 x 1 3/4" |
| 19 | 385307-S36 (BB-546-BK) | Bolt-washer hd. lock-7/16"-14 x 5" | 52 | 20522-S8 (B-89) | Bolt-3/8"-16 x 2" |
| 21 | 56138-S4 (B-319-V) | Bolt-hex. washer head lock-3/8"-16 x 3/4" | 53 | ★351440-S2 | Washer-3/8" flat |
| 22 | 42961-S7-8 (B-227-E) | Bolt-hex. hd. locking-5/16"-18 x 1 5/8" | 54 | ★57723-S36 | Bolt-3/8"-16 x 3/4" |
| 23 | 34848-S8(X-75) | Washer-lock-7/16" | 55 | 56573-S36 (B-318-E) | Bolt - 7/16"-14 x 4 1/4" UBS-Gr.5. |
| 24 | 42998-S36 (B252-A) | Bolt-slotted hd.-3/8"-16 x 1" | 56 | 56530-S36 (B-319-N) | Bolt - 5/16"-18 x 3 UBS-Gr.5. |
| 25 | 359099(BB-417) | Bolt-hex.-3/8"-16 x 3 1/16" | 57 | 383969-S36 (BB-545-DD) | Bolt - 5/16"-18 x 5" hex washer hd. |
| 26 | 381695-S (BB-391-F) | Bolt-hex. head-7/16"-14 x 5 3/8" | 58 | 384533-S36 (BB-191-C) | Bolt - 7/16"-14 x 7" hex |
| 27 | 375277-S (XX-165-F) | Washer-7/16" flat | 59 | 57494-S36 (B-330) | Screw & washer - 3/8"-16 x 7/8" |
| 28 | 385049-S100 (VV-5) | Spacer-7/16" | 60 | 371741-S (BB-160) | Bolt-3/8"-16 x 2 1/2" hex. head |
| 29 | 45562-S8(B-69) | Bolt-hex. head-5/16"-18 x 4" | 61 | 375527-S2 (BB-429-E) | Bolt - 7/16" - 14 x 1" locking |
| 30 | 355432-S (BB-149) | Bolt-hex.-5/16"-18 x 5 1/2" | 62 | 300958-S (B-73-B) | Bolt-5/16"-24 x 5" hex. head |
| 31 | 356590-S (XX-170) | Washer-flat-7/16" | 63 | 383497-S (BB-187-E) | Bolt-7/16"-14 x 4 1/4" |
| 32 | 382585-S100 (XX-143-A) | Washer-flat-3/8" | | | |
| 33 | 384184-S2 (BB-545-MH) | Bolt-hex. hd.-3/8"-16 x 3 1/3" | | | |

1973/79
TRUCK SERIES 100/500

| YEAR | MODEL/RESTRICTIONS | ENGINE | | PART NUMBER | DESCRIPTION | QTY. |
|---|--|--------|--------------------|--------------------------------------|--|------|
| | | CYL. | C.I.D. (C.C.D.) | | | |
| 10316 REGULATOR ASSY. (ALTERNATOR) | | | | | | |
| Notes: ‡ Non-transistorized, † Transistorized | | | | | | |
| 73 | All "Before Ser. S00,001" | 6&8 | All | ★ † D3TZ 10316-A ‡/b D4TZ 10316-A | *GR-341-A-# D3AF 10316-AA or D3TF 10316-AA | 1 |
| 73/77 | All exc. M450/500 "From Ser. S00,001" | 6&8 | All | ‡ D4TZ 10316-A | *GR-341-B-# D4AF 10316-AA, D4TF 10316-AA or D7PF 10316-AA | 1 |
| 73/74 | M450/500 "Before Ser. U20,001" | | | | | 1 |
| 73 | B-F500 | 6&8 | All | † D3TZ 10316-C | *GR-541-Replacement Kit- consists of : (1) D3TZ 10A609-A Wiring, (1) D9PZ 10316-A Regulator (1) i.s. | 1 |
| 74/77 | B-F500 | 6&8 | All | ★ † D4HZ 10316-A | *GR-503-# D4HF 10316-AA | 1 |
| 74 | M450/500 - "From Ser. U20,001" | 8 | All | ‡/b D9PZ 10316-A(8/79) | | 1 |
| 78/ | All | 6&8 | All | D9PZ 10316-A | *GR-540-# D9PF 10316-AA | 1 |
| 73/ | All | 6&8 | All | 31497-S8 | (U-254)-screw-hex. head-No. 14-14 x 1/2" | 1 |
| 73/ | All | 6&8 | All | 42143-S8 | (U-255)-screw-hex. head-No. 14-10 x 3/4" | 2 |
| 10317 SHIELD (ALTERNATOR SPLASH) | | | | | | |
| 73/74 | E100/300 | 6&8 | All | C9UZ 10317-A | *GY-945-galvanized steel or polypropylene | 1 |
| 75/ | E100/350 | 6&8 | All | D5UZ 10317-B | Rubber | 1 |
| 75/76 | F100/350 | 6&8 | All | D5TZ 10317-A | Rubber - 5 3/4" (widest part) x 18" - incl. (4) 382570-S pins | 1 |
| 77 | F100/350 | 6&8 | All | D7TZ 10317-B | Rubber-7 1/16" (widest part) x 15 1/2", incl. (3) 382570-S pins w/o slit | 1 |
| 78 | F100/350 | 6&8 | All | D7TZ 10317-C | Rubber-7 1/16" (widest part) x 15 1/2", incl. (3) 382570-S pins-w/slit | 1 |
| 75/76 | F100/350 | 6&8 | All | | | 1 |
| 75/ | E100/350 | 6&8 | All | 385228-S | (GG-383) Clip-shield to frame | 7 |
| 10328-9 Refer to group 10346 for Alternator Parts List Instructions | | | | | | |
| 10330 Refer to group 10346 for Alternator Parts List Instructions | | | | | | |
| 10B330 Refer to group 10346 for Alternator Parts List Instructions | | | | | | |
| 10331-6 Refer to group 10346 for Alternator Parts List Instructions | | | | | | |
| 10A336 Refer to group 10A313 | | | | | | |
| 10337 BRACKET (ALTERNATOR REGULATOR MOUNTING) | | | | | | |
| 74/76 | M450/500 -- w/high profile rad. | 8 | All | ★ D4HS 10337-AA | "L"-shaped- 1/8" thick x 5" long x 1 1/2" wide | 1 |
| 74/76 | M450/500 -- w/ low profile rad. | 8 | All | D4HZ 10337-B | triangular - w/welded reinfo. | 1 |

10344 PULLEY (ALTERNATOR)



ALTERNATOR PULLEYS
1973/ ALL

P-2915

1973/79
TRUCK SERIES 100/500

| MODEL | IDENTIFICATION | T Y P E | A | B | C | D | E | F | G | Δ MAKE | AMP. | PART NUMBER |
|-------|----------------|------------------|---|---|---|---|---|---|---|-----------|------|-------------|
|-------|----------------|------------------|---|---|---|---|---|---|---|-----------|------|-------------|

NOTE: M-Motorcraft
10344 PULLEY (ALTERNATOR)

1973

| 6 CYL. 3.9L (240 C.I.D.) | | | | | | | | | | | | |
|--------------------------|--------------------|---|------|------|-----|--|------|--|--|---|------------|-------------------------|
| E100/300, F100 | C9AF 10A352-A or B | 3 | 2.84 | .670 | .38 | | 1.02 | | | M | 38, 42, 55 | C5AZ 10344-K *GP-493 |

| 6 CYL. 4.9L (300 C.I.D.) | | | | | | | | | | | | |
|---------------------------|--------------------|---|------|------|-----|--|------|-----|--|---|------------|--------------------------|
| E100/300, F250, P350/500 | C9AF 10A352-A or B | 3 | 2.84 | .670 | .38 | | 1.02 | | | M | 38, 42, 55 | C5AZ 10344-K *GP-493 |
| E100/350 -- hang-on A/C | D20F 10A352-AA | 3 | 3.15 | .670 | .38 | | .91 | | | M | 70 | D20Z 10344-A *GP-511 |
| F350 -- w/single r/wheels | C9AF 10A352-A or B | 3 | 2.84 | .670 | .38 | | 1.02 | | | M | 42 | C5AZ 10344-K *GP-493 |
| F350 -- w/dual r/wheels | C9AF 10A352-C | 6 | 2.84 | .670 | .38 | | 1.40 | .64 | | M | 42 | C5AZ 10344-L *GP-494 |
| F350 | C9AF 10A352-A or B | 3 | 2.84 | .670 | .38 | | 1.02 | | | M | 55 | C5AZ 10 344-K *GP-493 |
| B-F500 | C9AF 10A352-C | 6 | 2.84 | .670 | .38 | | 1.40 | .64 | | M | 42,55 | C5AZ 10344-L *GP-494 |
| B-F500 | C7TB 10A352-B | 6 | 3.17 | .880 | .38 | | 1.53 | .64 | | M | 70 | C7TZ 10344-B *GP-485 |

| 8 CYL. 5.0L (302 C.I.D.) | | | | | | | | | | | | |
|-----------------------------|--------------------|---|------|------|-----|--|------|-----|--|---|-----------|-------------------------|
| F100 | C9AF 10A352-A or B | 3 | 2.84 | .670 | .38 | | 1.02 | | | M | 38,42, 55 | C5AZ 10344-K *GP-493 |
| E100/300 -- A/C with P/S | C9AF 10A352-A or B | 3 | 2.84 | .670 | .38 | | 1.02 | | | M | 42,55, 61 | C5AZ 10344-K *GP-493 |
| E100/300 -- A/C without P/S | C9AF 10A352-C | 6 | 2.84 | .670 | .38 | | 1.40 | .64 | | M | 55,61 | C5AZ 10344-L *GP-494 |

| 8 CYL. 5.4L (330 C.I.D.) | | | | | | | | | | | | |
|--------------------------|------------------------|---|------|------|-----|--|------|-----|--|---|-----------|-------------------------|
| B-F500 | C5TF 10A352-A, C, J, L | 6 | 3.07 | .670 | .50 | | 1.66 | .68 | | M | 42,55, 61 | C5TZ 10344-J *GP-466 |
| B-F500 | C7TF 10A352-A | 6 | 3.42 | .880 | .50 | | 1.62 | .68 | | M | 70 | C7TZ 10344-A *GP-484 |

| 8 CYL. 5.9L (360 C.I.D.) and 6.4L (390 C.I.D.) | | | | | | | | | | | | |
|--|-------------------|---|------|------|-----|--|------|-----|--|---|-----------|-------------------------|
| F100/250 -- 2/W/D without A/C | C9AF 10A352-A & B | 3 | 2.84 | .670 | .38 | | 1.02 | | | M | 38,42, 55 | C5AZ 10344-K *GP-493 |
| F100/250 -- 4/W/D without A/C | C9AF 10A352-C | 6 | 2.84 | .670 | .38 | | 1.40 | .64 | | M | 42,55 | C5AZ 10344-L *GP-494 |
| F350 -- without A/C | C9AF 10A352-C | 6 | 2.84 | .670 | .38 | | 1.40 | .64 | | M | 42,55 | C5AZ 10344-L *GP-494 |
| F100/350 -- A/C without P/S | C9AF 10A352-C | 6 | 2.84 | .670 | .38 | | 1.40 | .64 | | M | 55 | C5AZ 10344-L *GP-494 |
| F100/350 -- A/C and P/S | C9AF 10A352-A & B | 3 | 2.84 | .670 | .38 | | 1.02 | | | M | 55 | C5AZ 10344-K *GP-493 |

| 8 CYL. 7.5L (460 C.I.D.) | | | | | | | | | | | | |
|--------------------------|--------------------|---|------|------|-----|--|------|--|--|---|------------|-------------------------|
| F100 | C9AF 10A352-A or B | 3 | 2.84 | .670 | .38 | | 1.02 | | | M | 38, 42, 55 | C5AZ 10344-K *GP-493 |

1974

| 6 CYL. 3.9L (240 C.I.D.) | | | | | | | | | | | | |
|--------------------------|--------------------|---|------|------|-----|--|------|--|--|---|------------|-------------------------|
| F100 | C9AF 10A352-A or B | 3 | 2.84 | .670 | .38 | | 1.02 | | | M | 38, 42, 55 | C5AZ 10344-K *GP-493 |
| E100/300 | | | | | | | | | | | 42, 55 | |

**1973/79
TRUCK SERIES 100/500**

SECTION 103 17

| MODEL | IDENTIFICATION | T Y P E | A | B | C | D | E | F | G | Δ MAKE | AMP. | PART NUMBER |
|---|------------------------|------------------|------|------|-----|---|------|-----|---|-----------|------------|-------------------------|
| NOTE: M-Motorcraft | | | | | | | | | | | | |
| 10344 PULLEY (ALTERNATOR) — Cont'd | | | | | | | | | | | | |
| 1974 | | | | | | | | | | | | |
| 6 CYL. 4.9L (300 C.I.D.) | | | | | | | | | | | | |
| F100 -- without T/E | C9AF 10A352-AorB | 3 | 2.84 | .670 | .38 | | 1.02 | | | M | 38, 42, 55 | C5AZ 10344-K *GP-493 |
| F250 | | | | | | | | | | | 38, 42, 55 | |
| F350 -- w/single r/wheels | | | | | | | | | | | 42, 55 | |
| E100/200 -- without T/E | | | | | | | | | | | 42, 55 | |
| P350/500 | | | | | | | | | | | 42, 55 | |
| E300(82) -- without T/E | | | | | | | | | | | 42, 55 | |
| E300(89) | | | | | | | | | | | 42, 55 | |
| F350 -- w/dual r/wheels | C9AF 10A352-C | 6 | 2.84 | .670 | .38 | | 1.40 | .64 | | M | 42, 55 | C5AZ 10344-L *GP-494 |
| F250 -- T/E | | | | | | | | | | | 38 | |
| B-F500 | | | | | | | | | | | 42, 55 | |
| F100 -- T/E | | | | | | | | | | | 38, 42, 55 | |
| E100/200 -- T/E | | | | | | | | | | | 42, 55 | |
| E300(82) -- T/E | | | | | | | | | | | 42, 55 | |
| B-F500 | C7TF 10A352-B | 6 | 3.17 | .880 | .38 | | 1.53 | .64 | | M | 70 | C7TZ 10344-B *GP-485 |
| F100/250 -- hang-on A/C | | | | | | | | | | | | D20Z 10344-B *GP-573 |
| 8 CYL. 5.0L (302 C.I.D.) | | | | | | | | | | | | |
| F100 | C9AF 10A352-AorB | 3 | 2.84 | .670 | .38 | | 1.02 | | | M | 38, 42 | C5AZ 10344-K *GP-493 |
| F100 -- A/C with P/S | | | | | | | | | | | 55 | |
| E100/300 -- A/C with P/S | | | | | | | | | | | 55, 61 | |
| F100 -- T/E and A/C | | | | | | | | | | | 61 | |
| F100 -- A/C without P/S | C9AF 10A352-C | 6 | 2.84 | .670 | .38 | | 1.40 | .64 | | M | 55 | C5AZ 10344-L *GP-494 |
| E100/300 -- A/C without P/S | | | | | | | | | | | 55, 61 | |
| F100 -- T/E | | | | | | | | | | | 38 | |
| 8 CYL. 5.4L (330 C.I.D.) | | | | | | | | | | | | |
| B-F500 | C5TF 10A352-A, C, J, L | 6 | 3.07 | .670 | .50 | | 1.66 | .68 | | M | 42, 55, 61 | C5TZ 10344-J *GP-466 |
| B-F500 | C7TF 10A352-A | 6 | 3.42 | .880 | .50 | | 1.62 | .68 | | M | 70 | C7TZ 10344-A *GP-484 |
| 8 CYL. 5.9L (360 C.I.D.) | | | | | | | | | | | | |
| F100/250 -- 2/W/D | C9AF 10A352-AorB | 3 | 2.84 | .670 | .38 | | 1.02 | | | M | 38, 42, 55 | C5AZ 10344-K *GP-493 |
| F100/350 -- T/E, A/C and P/S | | | | | | | | | | | 61 | |
| F250/350 -- Camper Special with P/S | | | | | | | | | | | 61 | |
| F100/250 -- 4/W/D | C9AF 10A352-C | 6 | 2.84 | .670 | .38 | | 1.40 | .64 | | M | 42, 55 | C5AZ 10344-L *GP-494 |
| F350 | | | | | | | | | | | 42, 55 | |
| F250/350 -- Camper Special without P/S | | | | | | | | | | | 61 | |
| F250 -- 2/W/D and T/E | | | | | | | | | | | 38 | |

1973/79
TRUCK SERIES 100/500

| MODEL | IDENTIFICATION | T Y P E | A | B | C | D | E | F | G | Δ MAKE | AMP. | PART NUMBER |
|---|-------------------------|------------------|------|------|-----|---|------|-----|---|-----------|----------------------------|-------------------------|
| NOTE: M—Motorcraft | | | | | | | | | | | | |
| 10344 PULLEY (ALTERNATOR) — Cont'd | | | | | | | | | | | | |
| 1974 | | | | | | | | | | | | |
| 8 CYL. 6.4L (390 C.I.D.) | | | | | | | | | | | | |
| F100/250 | C9AF 10A352-AorB | 3 | 2.84 | .670 | .38 | | 1.02 | | | M | 38,42, 55 | C5AZ 10344-K *GP-493 |
| F100/350 -- T/E, A/C and P/S | | | | | | | | | | | 61 | |
| F250/350 -- Camper Special with P/S | | | | | | | | | | | 61 | |
| F350 | C9AF 10A352-C | 6 | 2.84 | .670 | | | 1.40 | .64 | | M | 42, 55 61 | C5AZ 10344-L *GP-494 |
| F250/350 -- Camper Special without P/S | | | | | | | | | | | | |
| F250 -- T/E | | | | | | | | | | | 38 | |
| 8 CYL. 7.5L (460 C.I.D.) | | | | | | | | | | | | |
| F100/350 | C9AF 10A352-AorB | 3 | 2.84 | .670 | .38 | | 1.02 | | | M | 38, 42, 55 | C5AZ 10344-K *GP-493 |
| F100/350 -- T/E and A/C | | | | | | | | | | | 61 | |
| F250/350 -- Camper Special | | | | | | | | | | | 61 | |
| F250 -- T/E | C9AF 10A352-C | 6 | 2.84 | .670 | | | 1.40 | .64 | | M | 38 | C5AZ 10344-L *GP-494 |
| 1975 | | | | | | | | | | | | |
| 6 CYL. 4.9L (300 C.I.D.) | | | | | | | | | | | | |
| F150/250 -- w/o hang-on A/C | C9AF 10A352-AorB | 3 | 2.84 | .670 | .38 | | 1.02 | | | M | 38,40, 42,55, 60,61 | C5AZ 10344-K *GP-493 |
| F350 -- w/single r/wheels | | | | | | | | | | | 40,42, 55,60 61 | |
| P350/500 | | | | | | | | | | | 55 | |
| E150/350 -- w/o hang-on A/C | | | | | | | | | | | 40,42, 60,61 | |
| F100 -- w/o hang-on A/C | C9AF 10A352-C | 6 | 2.84 | .670 | .38 | | 1.40 | .64 | | M | 38,40, 42,55, 60,61 | C5AZ 10344-L *GP-494 |
| F350 -- w/dual r/wheels | | | | | | | | | | | 40,42, 55,60, 61 | |
| B-F500 | | | | | | | | | | | 40,42, 55 | |
| E100 -- w/o hang-on A/C | | | | | | | | | | | 40,42, 60,61 | |
| B-F500 | C7TF 10A352-B | 6 | 3.17 | .880 | .38 | | 1.53 | .64 | | M | 70 | C7TZ 10344-B *GP-485 |
| E100/350, F100/250 -- hang-on A/C | | | | | | | | | | M | | D20Z 10344-B *GP-573 |
| 8 CYL. 5.0L (302 C.I.D.) | | | | | | | | | | | | |
| F100 | C9AF 10A352-AorB | 3 | 2.84 | .670 | .38 | | 1.02 | | | M | 38, 40, 42,55, 60,61 | C5AZ 10344-K *GP-493 |
| 8 CYL. 5.4L (330 C.I.D.) | | | | | | | | | | | | |
| B-F500 | C5TF 10A352-A, C,J,L | 6 | 3.07 | .670 | .50 | | 1.66 | .68 | | M | 40,42, 55,60, 61 | C5TZ 10344-J *GP-466 |
| B-F500 | C7TF 10A352-A | 6 | 3.42 | .880 | .50 | | 1.62 | .68 | | M | 70 | C7TZ 10344-A *GP-484 |

**1973/79
TRUCK SERIES 100/500**

| MODEL | IDENTIFICATION | T Y P E | A | B | C | D | E | F | G | Δ MAKE | AMP. | PART NUMBER |
|---|-------------------------|------------------|------|------|-----|---|------|-----|---|-----------|--------------------------------------|-------------------------|
| NOTE: M—Motorcraft | | | | | | | | | | | | |
| 10344 PULLEY (ALTERNATOR) — Cont'd | | | | | | | | | | | | |
| 1975 | | | | | | | | | | | | |
| 8 CYL. 5.8L (351 C.I.D.)—W | | | | | | | | | | | | |
| E100/350 | C9AF 10A352—C | 6 | 2.84 | .670 | .38 | | 1.40 | .64 | | M | 40,42, 60,61 | C5AZ 10344—L *GP—494 |
| E100 E150/350 — w/Calif. emission | D2AF 10A352—AA | 6 | 3.15 | .670 | .38 | | 1.49 | .64 | | M | 90 90 | D2AZ 10344—A *GP—578 |
| E150/350 — w/o Calif. emission | D20F 10A352—AA | 3 | 3.15 | .670 | .38 | | .91 | | | M | 90 | D20Z 10344—A *GP—511 |
| 8 CYL. 5.9L (360 C.I.D.) | | | | | | | | | | | | |
| F100/350 — with P/S | C9AF 10A352—AorB | 3 | 2.84 | .670 | .38 | | 1.02 | | | M | 40,42, 55,60, 61 | C5AZ 10344—K *GP—493 |
| F100/350 — without P/S | C9AF 10A352—C | 6 | 2.84 | .670 | .38 | | 1.40 | .64 | | M | 40,42, 55,60, 61 | C5AZ 10344—L *GP—494 |
| 8 CYL. 6.4L (390 C.I.D.) | | | | | | | | | | | | |
| F100/350 — with P/S | C9AF 10A352—AorB | 3 | 2.84 | .670 | .38 | | 1.02 | | | M | 40,42, 55,60, 61 | C5AZ 10344—K *GP—493 |
| F100/350 — without P/S | C9AF 10A352—C | 6 | 2.84 | .670 | .38 | | 1.40 | .64 | | M | 40,42, 55,60, 61 | C5AZ 10344—L *GP—494 |
| 8 CYL. 7.5L (460 C.I.D.) | | | | | | | | | | | | |
| F150/350 | C9AF 10A352—AorB | 3 | 2.84 | .670 | .38 | | 1.02 | | | M | 38,40, 42,55, 60,61 | C5AZ 10344—K *GP—493 |
| E250/350 | | | | | | | | | | M | 40,42, 60,61 | |
| E250/350 | D20F 10A352—AA | 3 | 3.15 | .670 | .38 | | .91 | | | M | 90 | D20Z 10344—A *GP—511 |
| 1976 | | | | | | | | | | | | |
| 6 CYL. 4.9L (300 C.I.D.) | | | | | | | | | | | | |
| E—F100/350 — w/o hang-on A/C F350 — w/dual r/wheels B—F500 | C9AF 10A352—C | 6 | 2.84 | .670 | .38 | | 1.40 | .64 | | M | 40,55,60, 61,90 40,60 40,60 | C5AZ 10344—L *GP—494 |
| E—F150/350 — w/single r/wheels & w/o hang-on A/C B—F500 | C9AF 10A352—AorB | 3 | 2.84 | .670 | .38 | | 1.02 | | | M | 40,60 | C5AZ 10344—K *GP—493 |
| E100/350, F100/250 — hang-on A/C | C7TF 10A352—B | 6 | 3.17 | .880 | .38 | | 1.53 | .64 | | M | 70 | C7TZ 10344—B *GP—485 |
| | | | | | | | | | | | | D20Z 10344—B *GP—573 |
| 8 CYL. 5.0L (302 C.I.D.) | | | | | | | | | | | | |
| F100 | C9AF 10A352—AorB | 3 | 2.84 | .670 | .38 | | 1.02 | | | M | 40,60 90 | C5AZ 10344—K *GP—493 |
| 8 CYL. 5.4L (330 C.I.D.) | | | | | | | | | | | | |
| B—F500 | C5TF 10A352—A, C,J,L | 6 | 3.07 | .670 | .50 | | 1.66 | .68 | | M | 60 | C5TZ 10344—J *GP—446 |
| B—F500 | C7TF 10A352—A | 6 | 3.42 | .880 | .50 | | 1.62 | .68 | | M | 70 | C7TZ 10344—A *GP—484 |

1973/79
TRUCK SERIES 100/500

| MODEL | IDENTIFICATION | T Y P E | A | B | C | D | E | F | G | Δ MAKE | AMP. | PART NUMBER |
|--------------------------------------|--------------------------|------------------|------|------|-----|---|------|-----|---|-----------|--------------------|-------------------------|
| NOTE: M—Motorcraft | | | | | | | | | | | | |
| 10344 PULLEY (ALTERNATOR) — Cont'd | | | | | | | | | | | | |
| 1976 | | | | | | | | | | | | |
| 8 CYL. 5.8L (351 C.I.D.)—W | | | | | | | | | | | | |
| E100/350 | C9AF 10A352—AorB | 3 | 2.84 | .670 | .38 | | 1.02 | | | M | 40, 60,90 | C5AZ 10344—K *GP—493 |
| E100/350 | C9AF 10A352—C | 6 | 2.84 | .670 | .38 | | 1.40 | .64 | | M | 40,55,60, 61,90 | C5AZ 10344—L *GP—494 |
| E100/350 | D2AF 10A352—AA | 6 | 3.15 | .670 | .36 | | 1.49 | .64 | | M | 90 | D2AZ 10344—A *GP—578 |
| 8 CYL. 5.9L (360 C.I.D.) | | | | | | | | | | | | |
| F100/350 | C9AF 10A352—AorB | 3 | 2.84 | .670 | .38 | | 1.02 | | | M | 40,60, 90 | C5AZ 10344—K *GP—493 |
| F100/350 | C9AF 10A352—C | 6 | 2.84 | .670 | .38 | | 1.40 | .64 | | M | 40,60, 90 | C5AZ 10344—L *GP—494 |
| 8 CYL. 6.4L (390 C.I.D.) | | | | | | | | | | | | |
| F100/350 | C9AF 10A352—AorB | 3 | 2.84 | .670 | .38 | | 1.02 | | | M | 40,60, 90 | C5AZ 10344—K *GP—493 |
| F100/350 | C9AF 10A352—C | 6 | 2.84 | .670 | .38 | | 1.40 | .64 | | M | 40,60, 90 | C5AZ 10344—L *GP—494 |
| 8 CYL. 7.5L (460 C.I.D.) | | | | | | | | | | | | |
| E—F150/350 | C9AF 10A352—AorB | 3 | 2.84 | .670 | .38 | | 1.02 | | | M | 40,60, 90 | C5AZ 10344—K *GP—493 |
| E100/350 | C9AF 10A352—C | 6 | 2.84 | .670 | .38 | | 1.40 | .64 | | M | 90 | C5AZ 10344—L *GP—494 |
| 1977 | | | | | | | | | | | | |
| 6 CYL. 4.9L (300 C.I.D.) | | | | | | | | | | | | |
| E—F100/350 -- w/o hang-on A/C | C9AF 10A352—AorB | 3 | 2.84 | .670 | .38 | | 1.02 | | | M | 40,60 | C5AZ 10344—K *GP—493 |
| E—F100/350 -- w/o hang-on A/C | C9AF 10A352—C | 6 | 2.84 | .670 | .38 | | 1.40 | .64 | | M | 40,60, 70 | C5AZ 10344—L *GP—494 |
| E100/350, F100/250 -- hang-on A/C | | | | | | | | | | | | D20Z 10344—B *GP—573 |
| B—F500 | C7TF 10A352—B | 6 | 3.17 | .880 | .38 | | 1.53 | .64 | | M | 70 | C7TZ 10344—B *GP—485 |
| 8 CYL. 5.0L (302 C.I.D.) | | | | | | | | | | | | |
| F100/150 | C9AF 10A352—AorB | 3 | 2.84 | .670 | .38 | | 1.02 | | | M | 40,60, 70 | C5AZ 10344—K *GP—493 |
| 8 CYL. 5.4L (330 C.I.D.) | | | | | | | | | | | | |
| B—F500 | C5TF 10A352—A C, J, L | 6 | 3.07 | .670 | .50 | | 1.66 | .68 | | M | 60 | C5TZ 10344—J *GP—446 |
| B—F500 | C7TF 10A352—A | 6 | 3.42 | .880 | .50 | | 1.62 | .68 | | M | 70 | C7TZ 10344—A *GP—484 |
| 8 CYL. 5.8L (351 C.I.D.) | | | | | | | | | | | | |
| E—F100/350 | C9AF 10A352—AorB | 3 | 2.84 | .670 | .38 | | 1.02 | | | M | 40,60, 70,90 | C5AZ 10344—K *GP—493 |
| E—F100/350 | C9AF 10A352—C | 6 | 2.84 | .670 | .38 | | 1.40 | .64 | | M | 40,60 | C5AZ 10344—L *GP—494 |
| E100/350 | D2AF 10A352—AA | 6 | 3.15 | .670 | .36 | | 1.49 | .64 | | M | 70,90 | D2AZ 10344—A *GP—578 |
| 8 CYL. 6.6L (400 C.I.D.) | | | | | | | | | | | | |
| F100/350 | C9AF 10A352—AorB | 3 | 2.84 | .670 | .38 | | 1.02 | | | M | 40,60, 70 | C5AZ 10344—K *GP—494 |
| F100/350 | C9AF 10A352—C | 6 | 2.84 | .670 | .38 | | 1.40 | .64 | | M | 40,60 | C5AZ 10344—L *GP—494 |

**1973/79
TRUCK SERIES 100/500**

| MODEL | IDENTIFICATION | T Y P E | A | B | C | D | E | F | G | Δ MAKE | AMP. | PART NUMBER |
|---|--------------------|------------------|------|------|-----|---|------|-----|---|-----------|-----------------|-------------------------|
| NOTE: M-Motorcraft | | | | | | | | | | | | |
| 10344 PULLEY (ALTERNATOR) — Cont'd | | | | | | | | | | | | |
| 1977 | | | | | | | | | | | | |
| 8 CYL. 7.5L (460 C.I.D.) | | | | | | | | | | | | |
| E-F100/350 | C9AF 10A352-A or B | 3 | 2.84 | .670 | .38 | | 1.02 | | | M | 40,60, 70,90 | C5AZ 10344-K *GP-493 |
| E-F100/350 | C9AF 10A352-C | 6 | 2.84 | .670 | .38 | | 1.40 | .64 | | M | 40,60 | C5AZ 10344-L *GP-494 |
| 1978/ | | | | | | | | | | | | |
| 6 CYL. 4.9L (300 C.I.D.) | | | | | | | | | | | | |
| E-F100/350 -- w/o hang-on A/C | C9AF 10A352-A or B | 3 | 2.84 | .670 | .38 | | 1.02 | | | M | 40,60 | C5AZ 10344-K *GP-493 |
| E-F100/350 -- w/o hang-on A/C | C9AF 10A352-C | 6 | 2.84 | .670 | .38 | | 1.40 | .64 | | M | 40,60, 70 | C5AZ 10344-L *GP-494 |
| E100/350, F100/250 -- w/ hang-on A/C | | | | | | | | | | | | D20Z 10344-B *GP-573 |
| 8 CYL. 5.0L (302 C.I.D.) | | | | | | | | | | | | |
| F100/150 | C9AF 10A352-A or B | 3 | 2.84 | .670 | .38 | | 1.02 | | | M | 40,60, 65,70 | C5AZ 10344-K *GP-493 |
| 8 CYL. 5.8L (351 C.I.D.) | | | | | | | | | | | | |
| E-F100/350 | C9AF 10A352-A or B | 3 | 2.84 | .670 | .38 | | 1.02 | | | M | 40,60, 65 | C5AZ 10344-K *GP-493 |
| E-F100/350 | C9AF 10A352-C | 6 | 2.84 | .670 | .38 | | 1.40 | .64 | | M | 70 | C5AZ 10344-L *GP-494 |
| E100/350 | D2AF 10A352-AA | 6 | 3.15 | .670 | .36 | | 1.49 | .64 | | M | 90 | D2AZ 10344-A *GP-578 |
| 8 CYL. 6.6L (400 C.I.D.) | | | | | | | | | | | | |
| F100/350 | C9AF 10A352-A or B | 3 | 2.84 | .670 | .38 | | 1.02 | | | M | 40,60, 65 | C5AZ 10344-K *GP-494 |
| F100/350 | C9AF 10A352-C | 6 | 2.84 | .670 | .38 | | 1.40 | .64 | | M | 70 | C5AZ 10344-L *GP-494 |
| 8 CYL. 7.5L (460 C.I.D.) | | | | | | | | | | | | |
| E-F100/350 | C9AF 10A352-A or B | 3 | 2.84 | .670 | .38 | | 1.02 | | | M | 40,60, 65,90 | C5AZ 10344-K *GP-493 |
| E-F100/350 | C9AF 10A352-C | 6 | 2.84 | .670 | .38 | | 1.40 | .64 | | M | 70 | C5AZ 10344-L *GP-494 |

1973/79
TRUCK SERIES 100/500

| YEAR | MODEL/RESTRICTIONS | ENGINE | | PART NUMBER | MAKE | AMP | DESCRIPTION | QTY. |
|---------------|-----------------------------------|--|--------------------|---------------|------|-------------------------------|--|------|
| | | CYL. | C.I.D. (C.C.D.) | | | | | |
| 10A344 | | SPACER (ALTERNATOR FAN OR PULLEY) | | | | | | |
| Notes: | | △ M-Motorcraft | | | | | | |
| 73/ | B-F100/500, E100/350, P350/500 | 6&8 | All | C5AZ 10A344-B | M | 38, 40, 42, 55, 60, 61, 65 | *GY-808-11/16" I.D. x 7/8" O.D. x 5/32" thick | 1 |
| 73/77 | B-F500 | 6&8 | All | D0AZ 10A344-A | M | 70 | *GY-974-7/8" I.D. x 1 1/4" O.D. x 1/8" thick | 1 |
| 75/ | E-F100/350 | 6&8 | All | D20Z 10A344-A | M | 70,90 | 11/16" I.D. x 7/8" O.D. x 5/16" thick | 1 |

10346 ALTERNATOR ASSY.**HOW TO FIND ALTERNATORS and COMPONENTS****By IDENTIFICATION on ALTERNATOR**

1. Locate marking on alternator housing.
2. Check marking listed under Identification number below to find part number of service alternator, pulley and spacer.
3. Select and refer to appropriate Parts List Section and Number.
4. If basic number is not known refer to Illustration Page shown, or to Index following the General Information Section of this Catalog.
5. Select part number shown for affected Parts List. If more than one part number is shown refer to Description and Restrictions for clarification.
6. Quantity of parts shown in columns A, B or C etc.
7. Parts are listed numerically.

By MODEL APPLICATION.

1. Refer to Model Application Chart beginning on page 26.
2. Refer to appropriate year, model and engine.

IDENTIFICATION EXAMPLE - D2UF 10300-AC is listed in Parts List Section 103.1 Column 1C.

MODEL APPLICATION EXAMPLE - 1973 E100/300 uses 61 amp. (D2TZ 10346-B)

Internal parts for this alternator are listed
in Parts List Section 103.1 Column 1C

IDENTIFICATION CHART

| IDENTIFICATION | PARTS LIST SECTION & NO. | △ MAKE | AMP. | PART NUMBER | | | | ILLUS. SEC. 103 PAGE |
|----------------|--------------------------|-------------------------|------|---------------------------|-------------------------|----------------------------|--------------------------|----------------------|
| | | | | ALTERNATOR | PULLEY | FAN | SPACER | |
| NOTE: | | △ M-Motorcraft | | | | | | |
| 10346 | | ALTERNATOR ASSY. | | | | | | |
| D20F 10300-BB | 103.1B | M | 55 | D7AZ 10346-B *GL-167-A | C5AZ 10344-L *GP-494 | D0AZ 10A310-B *GP-473-A | C5AZ 10A344-B *GY-808 | 1 |
| D20F 10300-CB | 103.1C | M | 61 | D7AZ 10346-B *GL-167-A | C5AZ 10344-K *GP-493 | D0AZ 10A310-B *GP-473-A | C5AZ 10A344-B *GY-808 | 1 |
| D20F 10300-DB | 103.1A | M | 42 | D7AZ 10346-C *GL-168-A | C5AZ 10344-K *GP-493 | D3AZ 10A310-B *GP-473-A | C5AZ 10A344-B *GY-808 | 1 |
| D20F 10300-EB | 103.1B | M | 55 | D7AZ 10346-B *GL-167-A | C5AZ 10344-K *GP-493 | D0AZ 10A310-B *GP-473-A | C5AZ 10A344-B *GY-808 | 1 |
| D2TF 10300-BC | 103.1A | M | 42 | D7AZ 10346-C *GL-168-A | C5AZ 10344-L *GP-494 | D0AZ 10A310-B *GP-473-A | C5AZ 10A344-B *GY-808 | 1 |
| D2TF 10300-BD | 103.1A | M | 42 | D7AZ 10346-C *GL-168-A | C5AZ 10344-L *GP-494 | D0AZ 10A310-B *GP-473-A | C5AZ 10A344-B *GY-808 | 1 |
| D2TF 10300-CC | 103.1B | M | 55 | D7AZ 10346-B *GL-167-A | C5AZ 10344-K *GP-493 | D0AZ 10A310-B *GP-473-A | C5AZ 10A344-B *GY-808 | 1 |
| D2TF 10300-EC | 103.1C | M | 61 | D7AZ 10346-B *GL-167-A | C5AZ 10344-L *GP-494 | D0AZ 10A310-B *GP-473-A | C5AZ 10A344-B *GY-808 | 1 |
| D2TF 10300-HA | 103.2A | M | 70 | D4TZ 10346-B *GL-93-C | C7TZ 10344-A *GP-484 | D0AZ 10A310-A *GP-496 | D0AZ 10A344-A *GY-974 | 1 |

1973/79
TRUCK SERIES 100/500

IDENTIFICATION CHART

| IDENTIFICATION | PARTS LIST SECTION & NO. | △ | AMP. | PART NUMBER | | | | ILLUS. SEC. 103 PAGE |
|--|--------------------------|---|------|---------------------------|-------------------------|----------------------------|--------------------------|----------------------|
| | | | | ALTERNATOR | PULLEY | FAN | SPACER | |
| NOTE: △M—Motorcraft | | | | | | | | |
| 10346 ALTERNATOR ASSY. — Cont'd | | | | | | | | |
| D2UF 10300-AC | 103.1C | M | 61 | D7AZ 10346-B *GL-167-A | C5AZ 10344-L *GP-494 | D0AZ 10A310-B *GP-473-A | C5AZ 10A344-B *GY-808 | 1 |
| D2ZF 10300-AC | 103.1A | M | 38 | D7AZ 10346-C *GL-168-A | C5AZ 10344-K *GP-493 | D0AZ 10A310-B *GP-473-A | C5AZ 10A344-B *GY-808 | 1 |
| D3HF 10300-CA | 103.2A | M | 70 | D4TZ 10346-B *GL-93-C | C7TZ 10344-B *GP-485 | D0AZ 10A310-A *GP-496 | D0AZ 10A344-A *GY-974 | 2 |
| D3HF 10300-DA | 103.1C | M | 61 | D7AZ 10346-B *GL-167-A | C5TZ 10344-J *GP-466 | D0AZ 10A310-B *GP-473-A | C5AZ 10A344-B *GY-808 | 1 |
| D3OF 10300-BA | 103.1B | M | 55 | D7AZ 10346-B *GL-167-A | C5AZ 10344-K *GP-493 | D0AZ 10A310-B *GP-473-A | C5AZ 10A344-B *GY-808 | 1 |
| D3OF 10300-CA | 103.1B | M | 55 | D7AZ 10346-B *GL-167-A | C5AZ 10344-L *GP-494 | D0AZ 10A310-B *GP-473-A | C5AZ 10A344-B *GY-808 | 1 |
| D3OF 10300-EA | 103.1C | M | 61 | D7AZ 10346-B *GL-167-A | C5AZ 10344-K *GP-493 | D2AZ 10A310-B *GP-473-A | C5AZ 10A344-B *GY-808 | 1 |
| D3OF 10300-FA | 103.1A | M | 42 | D7AZ 10346-C *GL-168-A | C5AZ 10344-K *GP-493 | D0AZ 10A310-B *GP-473-A | C5AZ 10A344-B *GY-808 | 1 |
| D3TF 10300-BA | 103.1A | M | 42 | D7AZ 10346-C *GL-168-A | C5TZ 10344-J *GP-466 | D0AZ 10A310-B *GP-473-A | C5AZ 10A344-B *GY-808 | 1 |
| D3TF 10300-CA | 103.1A | M | 42 | D7AZ 10346-C *GL-168-A | C5AZ 10344-L *GP-494 | D0AZ 10A310-B *GP-473-A | C5AZ 10A344-B *GY-808 | 1 |
| D3TF 10300-DA | 103.1B | M | 55 | D7AZ 10346-B *GL-167-A | C5TZ 10344-J *GP-466 | D0AZ 10A310-B *GP-473-A | C5AZ 10A344-B *GY-808 | 1 |
| D3UF 10300-AA | 103.1C | M | 61 | D7AZ 10346-B *GL-167-A | C5AZ 10344-L *GP-494 | D0AZ 10A310-B *GP-473-A | C5AZ 10A344-B *GY-808 | 1 |
| D3VF 10300-AB | 103.3A | M | 90 | D7VZ 10346-A *GL-108-A | D20Z 10344-A *GP-511 | D20Z 10A310-A *GP-510 | D20Z 10A344-A | 3 |
| D3ZF 10300-AA | 103.1A | M | 38 | D7AZ 10346-C *GL-168-A | C5AZ 10344-K *GP-493 | D0AZ 10A310-B *GP-473-A | C5AZ 10A344-B *GY-808 | 1 |
| D4OF 10300-AA | 103.1D | M | 42 | D4OZ 10346-C *GL-151 | C5AZ 10344-K *GP-493 | D0AZ 10A310-B *GP-473-A | C5AZ 10A344-B *GY-808 | 1 |
| D4OF 10300-BA | 103.1E | M | 60 | D7AZ 10346-A *GL-169-A | C5AZ 10344-K *GP-493 | D0AZ 10A310-B *GP-473-A | C5AZ 10A344-B *GY-808 | 1 |
| D4OF 10300-CA | 103.1E | M | 60 | D7AZ 10346-A *GL-169-A | C5AZ 10344-L *GP-494 | D0AZ 10A310-B *GP-473-A | C5AZ 10A344-B *GY-808 | 1 |
| D4OF 10300-DA | 103.1F | M | 61 | D5AZ 10346-A *GL-169 | C5AZ 10344-K *GP-493 | D0AZ 10A310-B *GP-473-A | C5AZ 10A344-B *GY-808 | 1 |
| D4TF 10300-AA | 103.1D | M | 42 | D4OZ 10346-C *GL-151 | C5AZ 10344-L *GP-494 | D0AZ 10A310-B *GP-473-A | C5AZ 10A344-B *GY-808 | 1 |
| D4TF 10300-BA | 103.2B | M | 70 | D4TZ 10346-B *GL-93-C | C7TZ 10344-B *GP-485 | D0AZ 10A310-A *GP-496 | D0AZ 10A344-A *GY-974 | 2 |
| D4TF 10300-CA | 103.2B | M | 70 | D4TZ 10346-B *GL-93-C | C7TZ 10344-A *GP-484 | D0AZ 10A310-A *GP-496 | D0AZ 10A344-A *GY-974 | 2 |
| D4UF 10300-AA | 103.1F | M | 61 | D7AZ 10346-A *GL-169-A | C5AZ 10344-L *GP-494 | D0AZ 10A310-B *GP-473-A | C5AZ 10A344-B *GY-808 | 1 |
| D4ZF 10300-BA | 103.1D | M | 38 | D4OZ 10346-C *GL-151 | C5AZ 10344-L *GP-494 | D0AZ 10A310-B *GP-473-A | C5AZ 10A344-B *GY-808 | 1 |
| D4ZF 10300-DA | 103.1D | M | 38 | D4OZ 10346-C *GL-151 | C5AZ 10344-L *GP-494 | D0AZ 10A310-B *GP-473-A | C5AZ 10A344-B *GP-808 | 1 |
| D5AF 10300-AA | 103.1J | M | 40 | D7AZ 10346-C *GL-168-A | C5AZ 10344-K *GP-493 | D0AZ 10A310-B *GP-473-A | C5AZ 10A344-B *GY-808 | 1 |
| D5AF 10300-CA | 103.1G | M | 60 | D7AZ 10346-B *GL-167-A | C5AZ 10344-K *GP-493 | D0AZ 10A310-B *GP-473-A | C5AZ 10A344-B *GY-808 | 1 |

1973/79
TRUCK SERIES 100/500

IDENTIFICATION CHART

| IDENTIFICATION | PARTS LIST & NO. | △ MAKE | AMP. | PART NUMBER | | | | ILLUS. SEC. 103 PAGE |
|----------------|---------------------|----------------------------------|------|---------------------------|-------------------------|----------------------------|--------------------------|-------------------------------|
| | | | | ALTERNATOR | PULLEY | FAN | SPACER | |
| NOTE: | | △M—Motorcraft | | | | | | |
| 10346 | | ALTERNATOR ASSY. — Cont'd | | | | | | |
| D5AF 10300-FA | 103.1H | M | 60 | D7AZ 10346-A *GL-169-A | C5AZ 10344-K *GP-493 | D0AZ 10A310-B GP-473-A | C5AZ 10A344-B *GY-808 | 1 |
| D5AF 10300-HA | 103.1H | M | 60 | D7AZ 10346-A *GL-169-A | C5AZ 10344-L *GP-494 | D0AZ 10A310-B *GP-473-A | C5AZ 10A344-B *GY-808 | 1 |
| D5AF 10300-JA | 103.1J | M | 40 | D7AZ 10346-C *GL-168-A | C5AZ 10344-L *GP-494 | D0AZ 10A310-B *GP-473-A | C5AZ 10A344-B *GY-808 | 1 |
| D5AF 10300-KA | 103.1G | M | 60 | D7AZ 10346-B *GL-167-A | C5AZ 10344-L *GP-494 | D0AZ 10A310-B *GP-473-A | C5AZ 10A344-B *GY-808 | 1 |
| D50F 10300-BA | 103.3A | M | 90 | D7VZ 10346-A *GL-108-A | C5AZ 10344-K *GP-493 | D20Z 10A310-A *GP-510 | D20Z 10A344-A | 2 |
| D5TF 10300-AA | 103.1G | M | 60 | D7AZ 10346-B *GL-167-A | C5TZ 10344-J *GP-466 | D0AZ 10A310-B *GP-473-A | C5AZ 10A344-B *GY-808 | 1 |
| D5TF 10300-BA | 103.1J | M | 40 | D7AZ 10346-C *GL-168-A | C5TZ 10344-J *GP-466 | D0AZ 10A310-B *GP-473-A | C5AZ 10A344-B *GY-808 | 1 |
| D5UF 10300-AA | 103.3A | M | 90 | D7VZ 10346-A *GL-108-A | D2AZ 10344-A *GP-578 | D20Z 10A310-A *GP-510 | D20Z 10A344-A | 2 |
| D6UF 10300-AA | 103.3A | M | 90 | D7VZ 10346-A *GL-108-A | C5AZ 10344-L *GP-494 | D20Z 10A310-A *GP-510 | D20Z 10A344-A | 2 |
| D7AF 10300-AA | 103.1L | M | 40 | D7AZ 10346-C *GL-168-A | C5AZ 10344-K *GP-493 | D0AZ 10A310-B *GP-473-A | C5AZ 10A344-B *GY-808 | 1 |
| D7AF 10300-FA | 103.1K | M | 60 | D7AZ 10346-A *GL-169-A | C5AZ 10344-K *GP-493 | D0AZ 10A310-B *GP-473-A | C5AZ 10A344-B *GY-808 | 1 |
| D7AF 10300-HA | 103.1K | M | 60 | D7AZ 10346-A *GL-169-A | C5AZ 10344-L *GP-494 | D0AZ 10A310-B *GP-473-A | C5AZ 10A344-B *GY-808 | 1 |
| D7AF 10300-JA | 103.1L | M | 40 | D7AZ 10346-C *GL-168-A | C5AZ 10344-L *GP-494 | D0AZ 10A310-B *GP-473-A | C5AZ 10A344-B *GY-808 | 1 |
| D70F 10300-AA | 103.2C | M | 70 | D70Z 10346-B *GL-154-A | C5AZ 10344-K *GP-493 | D20Z 10A310-A *GP-510 | D20Z 10A344-A | 2 |
| D70F 10300-BA | 103.3B | M | 90 | D7VZ 10346-A *GL-108-A | C5AZ 10344-K *GP-493 | D20Z 10A310-A *GP-510 | D20Z 10A344-A | 2 |
| D7TF 10300-AA | 103.1N | M | 65 | D8ZZ 10346-A *GL-183 | C5AZ 10344-L *GP-494 | D0AZ 10A310-B *GP-473-A | C5AZ 10A344-B *GY-808 | 1 |
| D7TF 10300-BA | 103.1M | M | 60 | D7AZ 10346-B *GL-167-A | C5TZ 10344-J *GP-466 | D0AZ 10A310-B *GP-473-A | C5AZ 10A344-B *GY-808 | 1 |
| D7UF 10300-AA | 103.2C | M | 70 | D70Z 10346-B *GL-154-A | C5AZ 10344-L *GP-494 | D20Z 10A310-A *GP-510 | D20Z 10A344-A | 2 |
| D7UF 10300-BA | 103.3B | M | 90 | D7VZ 10346-A *GL-108-A | D2AZ 10344-A *GP-578 | D20Z 10A310-A *GP-510 | D20Z 10A344-A | 2 |
| D7UF 10300-CA | 103.3B | M | 90 | D7VZ 10346-A *GL-108-A | C5AZ 10344-L *GP-494 | D20Z 10A310-A *GP-510 | D20Z 10A344-A | 2 |
| D7ZF 10300-DA | 103.2C | M | 70 | D70Z 10346-B *GL-154-A | D2AZ 10344-A *GP-493 | D20Z 10A310-A *GP-510 | D20Z 10A344-A | 2 |
| D8VF 10300-CA | 103.2D | M | 70 | D9VY 10346-C *GL-202 | C5AZ 10344-K *GP-493 | D9AZ 10A310-A *GP-602 | D20Z 10A344-A | 2 |
| D8ZF 10300-AA | 103.1R | M | 40 | D9ZZ 10346-A *GL-204 | C5AZ 10344-K *GP-493 | D9ZZ 10A310-A *GP-601 | C5AZ 10A344-B *GY-808 | 1 |
| D8ZF 10300-EA | 103.1R | M | 40 | D9ZZ 10346-A *GL-204 | C5AZ 10344-L *GP-494 | D9ZZ 10A310-A *GP-601 | C5AZ 10A344-B *GY-808 | 1 |
| D9TF 10300-AA | 103.2D | M | 70 | D9VY 10346-C *GL-202 | C5AZ 10344-L *GP-494 | D9AZ 10A310-A *GP-602 | D20Z 10A344-A | 2 |
| D9UF 10300-AA | 103.1R | M | 40 | D9ZZ 10346-A *GL-204 | D2AZ 10344-A *GP-578 | D9ZZ 10A310-A *GP-601 | C5AZ 10A344-B *GY-808 | 1 |
| D9UF 10300-BA | 103.1P | M | 60 | D9VY 10346-A *GL-200 | C5AZ 10344-K *GP-493 | D9ZZ 10A310-A *GP-601 | C5AZ 10A344-B *GY-808 | 1 |
| D9UF 10300-CA | 103.1P | M | 60 | D9VY 10346-A *GL-200 | C5AZ 10344-L *GP-494 | D9ZZ 10A310-A *GP-601 | C5AZ 10A344-B *GY-808 | 1 |

1973/79
TRUCK SERIES 100/500

IDENTIFICATION CHART

| IDENTIFICATION | PARTS LIST SECTION & NO. | △ MAKE | AMP. | PART NUMBER | | | | ILLUS. SEC. 103 PAGE |
|--|--------------------------|--------|------|---------------------------|-------------------------|--------------------------|--------------------------|----------------------|
| | | | | ALTERNATOR | PULLEY | FAN | SPACER | |
| NOTE: △M—Motorcraft | | | | | | | | |
| 10346 ALTERNATOR ASSY. — Cont'd | | | | | | | | |
| D9UF 10300-DA | 103.1P | M | 60 | D9VY 10346-A *GL-200 | D2AZ 10344-A *GP-578 | D9ZZ 10A310-A *GP-601 | C5AZ 10A344-B *GY-808 | 1 |
| D9UF 10300-EA | 103.2D | M | 70 | D9VY 10346-C *GL-202 | C5AZ 10344-K *GP-493 | D9AZ 10A310-A *GP-602 | D20Z 10A344-A | 2 |
| D9UF 10300-FA | 103.3C | M | 100 | D9VY 10346-D *GL-203 | D2AZ 10344-A *GP-578 | D9AZ 10A310-A *GP-602 | D20Z 10A344-A | 3 |
| D9UF 10300-GA | 103.3C | M | 100 | D9VY 10346-D *GL-203 | C5AZ 10344-L *GP-494 | D9AZ 10A310-A *GP-602 | D20Z 10A344-A | 3 |
| D94F 10300-AA | 103.1Q | M | 65 | D9VY 10346-B *GL-201 | C5AZ 10344-K *GP-493 | D9ZZ 10A310-A *GP-601 | C5AZ 10A344-B *GY-808 | 1 |
| D20F 10346-GA | 103.1A | M | 42 | D7AZ 10346-C *GL-168-A | | | | 1 |
| D20F 10346-HA | 103.1B | M | 55 | D7AZ 10346-B *GL-167-A | | | | 1 |
| D20F 10346-KA | 103.1C | M | 61 | D7AZ 10346-B *GL-167-A | | | | 1 |
| D2TF 10346-BA | 103.2A | M | 70 | D4TZ 10346-B *GL-93-C | | | | 2 |
| D3VF 10346-BA | 103.3A | M | 90 | D7VZ 10346-A *GL-108-A | | | | 3 |
| D40F 10346-AA | 103.1F | M | 61 | D7AZ 10346-A *GL-169-A | | | | 1 |
| D40F 10346-BA | 103.1E | M | 60 | D7AZ 10346-A *GL-169-A | | | | 1 |
| D40F 10346-CA | 103.1D | M | 42 | D40Z 10346-C *GL-151 | | | | 1 |
| D4TF 10346-BA | 103.2B | M | 70 | D4TZ 10346-B *GL-93-C | | | | 2 |
| D5AF 10346-AA | 103.1H | M | 60 | D7AZ 10346-A *GL-169-A | | | | 1 |
| D5AF 10346-BA | 103.1G | M | 60 | D7AZ 10346-B *GL-167-A | | | | 1 |
| D5AF 10346-CA | 103.1J | M | 40 | D7AZ 10346-C *GL-168-A | | | | 1 |
| D7AF 10346-AA | 103.1K | M | 60 | D7AZ 10346-A *GL-169-A | | | | 1 |
| D7AF 10346-BA | 103.1M | M | 60 | D7AZ 10346-B *GL-167-A | | | | 1 |
| D7AF 10346-CA | 103.1L | M | 40 | D7AZ 10346-C *GL-168-A | | | | 1 |
| D70F 10346-BA | 103.2C | M | 70 | D70Z 10346-B *GL-154-A | | | | 2 |
| D7VF 10346-AA | 103.3B | M | 90 | D7VZ 10346-A *GL-108-A | | | | 2 |
| D7ZF 10346-AA | 103.1N | M | 65 | D8ZZ 10346-A *GL-183 | | | | 1 |
| D8VF 10346-AA | 103.1P | M | 60 | D9VY 10346-A *GL-200 | | | | 1 |
| D8VF 10346-BA | 103.3C | M | 100 | D9VY 10346-D *GL-203 | | | | 3 |
| D8VF 10346-CA | 103.2D | M | 70 | D9VY 10346-C *GL-202 | | | | 2 |
| D8ZF 10346-AA | 103.1R | M | 40 | D9ZZ 10346-A *GL-204 | | | | 1 |
| D9VF 10346-AA | 103.1Q | M | 65 | D9VY 10346-B *GL-201 | | | | 1 |

1973/79
TRUCK SERIES 100/500

APPLICATION CHART

| MODEL | ENGINE | | Δ MAKE | AMP | REMARKS | PARTS LIST SEC. & NO. | PART NUMBER | | ILLUS. SEC. 103 PAGE |
|---|---------------------------|---------------------------------|-----------|-----------------|---------------|--------------------------------|---|--|-------------------------------|
| | CYL. | C.I.D. (C.C.D.) | | | | | ALTERNATOR | REGULATOR | |
| NOTE: M-Motorcraft | | | | | | | | | |
| 10346 ALTERNATOR ASSY. | | | | | | | | | |
| 1973 | | | | | | | | | |
| E100/300 B-F100/500 P-350/500 | 6&8 6&8 6 | All All All | M | 38, 42 | | 103.1A | ★ D2AZ 10346-C *GL-89-A r/b D5AZ 10346-C | D9PZ 10316-A *GR-540 | 1 |
| E100/300 B-F100/500 P350/500 | 6&8 6&8 6 | All All All | M | 55 | | 103.1B | ★ D2AZ 10346-D *GL-88-A r/b D7AZ 10346-B | D9PZ 10316-A *GR-540 | 1 |
| E100/300 B500 | 8 6&8 | All All | M | 61 | | 103.1C | ★ D2TZ 10346-B *GL-95-A r/b D7AZ 10346-B | D9PZ 10316-A *GR-540 | 1 |
| B-F500 | 6&8 | All | M | 70 | | 103.2A | ★ D2TZ 10346-D *GL-93-B r/b D4TZ 10346-B | C6AZ 10316-A *GR-374 | 2 |
| 1974 | | | | | | | | | |
| E100/300, F100/350, P350/500 -- without T/E B-F500 | 6&8 6&8 | All All | M | 38, 42 | | 103.1A | ★ D2AZ 10346-C *GL-89-A r/b D7AZ 10346-C | D9PZ 10316-A *GR-540 | 1 |
| E100/300, F100/350, P350/500 -- T/E | 6&8 | All | M | 38, 42 | Hi-temp. alt. | 103.1D | D40Z 10346-C *GL-151 | D9PZ 10316-A *GR-540 | 1 |
| E100/300, F100/350, P350/500 -- without T/E B-F500 | 6&8 6&8 | All All | M | 55 | | 103.1B | ★ D2AZ 10346-D *GL-88-A r/b D7AZ 10346-B | D9PZ 10316-A *GR-540 | 1 |
| E100/300, F100/350, P350/500 -- T/E | 6&8 | All | M | 55 | Hi-temp. alt. | 103.1E | ★ D40Z 10346-B *GL-152 r/b D7AZ 10346-A | D9PZ 10316-A *GR-540 | 1 |
| E100/300 -- without T/E F250/350(81) -- Camper Special--without T/E F100 B500 | 8 8 8 8 | All All All All | M | 61 | | 103.1C | ★ D2TZ 10346-B *GL-95-A r/b D7AZ 10346-B | D9PZ 10316-A *GR-540 | 1 |
| E100/300 -- T/E F250/350(81) -- Camper Special-T/E B-F500 | 8 8 6&8 | All All All | M | 61 70 | Hi-temp. alt. | 103.1F 103.2A | ★ D40Z 10346-A *GL-153 r/b D7AZ 10346-A ★ D2TZ 10346-D *GL-93-B r/b D4TZ 10346-B | D9PZ 10316-A *GR-540 D9PZ 10316-A *GR-540 | 1 2 |
| 1975 | | | | | | | | | |
| F150/350 F100 P350/500 B-F500 E100/350 | 6 8 6 6&8 6&8 | All All All All All | M | 38, 42 42 | | 103.1A | ★ D2AZ 10346-C *GL-89-A r/b D7AZ 10346-C | D9PZ 10316-A *GR-540 | 1 |
| F100 | 6 | All | M | 38, 42 | Hi-temp. alt. | 103.1D | D40Z 10346-C *GL-151 | D9PZ 10316-A *GR-540 | 1 |
| E100/350 E250/350 | 6 8 | All 460 | M | 42 42 | | | | | |
| E-F100/350 P350/500 B-F500 | 6&8 6 6&8 | All All All | M | 40 | | 103.1J | ★ D5AZ 10346-C *GL-168 r/b D7AZ 10346-B | D9PZ 10316-A *GR-540 | 1 |

**1973/79
TRUCK SERIES 100/500**

APPLICATION CHART

| MODEL | ENGINE | | △ MAKE | AMP | REMARKS | PARTS LIST SEC. & NO. | PART NUMBER | | ILLUS. SEC. 103 PAGE |
|--|--------|--------------------|-----------|-----|---------------|--------------------------------|----------------------------|-------------------------|-------------------------------|
| | CYL. | C.I.D. (C.C.D.) | | | | | ALTERNATOR | REGULATOR | |
| NOTE: M—Motorcraft | | | | | | | | | |
| 10346 ALTERNATOR ASSY. — Cont'd | | | | | | | | | |
| 1975 | | | | | | | | | |
| F100 -- without A/C | 8 | 302 | M | 55 | | 103.1B | ★ D2AZ 10346-D *GL-88-A | D9PZ 10316-A *GR-540 | 1 |
| F100 | 8 | 360,390 | | | | | | | |
| F150/350 | 6&8 | All | | | | | r/b D7AZ 10346-B | | |
| F150/350 -- without A/C | 8 | 460 | | | | | | | |
| P350/500 | 6 | 300 | | | | | | | |
| B-F500 | 6&8 | All | | | | | | | |
| F100 | 6 | All | M | 55 | Hi-temp. alt. | 103.1E | ★ D40Z 10346-B *GL-152 | D9PZ 10316-A *GR-540 | 1 |
| F100 -- with A/C | 8 | 302 | | | | | r/b D7AZ 10346-A | | |
| F150/350 -- with A/C | 8 | 460 | | | | | | | |
| F100/350 | 8 | All | M | 60 | | 103.1G | ★ D5AZ 10346-B *GL-167 | D9PZ 10316-A *GR-540 | 1 |
| E100/350 | 8 | All | | | | | r/b D7AZ 10346-B | | |
| B-F500 | 6&8 | All | | | | | | | |
| F100/350 | 8 | All | M | 60 | Hi-temp. alt. | 103.1H | ★ D5AZ 10346-A *GL-169 | D9PZ 10316-A *GR-540 | 1 |
| E100/350 | 6&8 | All | | | | | r/b D7AZ 10346-A | | |
| F150/350 | 6 | All | M | 61 | | 103.1C | ★ D2TZ 10346-B *GL-95-A | D9PZ 10316-A *GR-540 | 1 |
| F100/350 -- without A/C | 8 | All | | | | | r/b D7AZ 10346-B | | |
| B500 | 6&8 | All | | | | | | | |
| E150/350 | 6&8 | All | M | 61 | | | | | |
| E100 | 8 | 351W | M | 61 | | | | | |
| F100/350 -- with A/C | 8 | All | M | 61 | Hi-temp. alt. | 103.1F | ★ D40Z 10346-A *GL-153 | D9PZ 10316-A *GR-540 | 1 |
| E100 | 6&8 | All | M | 61 | | | r/b D7AZ 10346-A | | |
| E150/350 | 8 | All | M | 61 | | | | | |
| B-F500 | 6&8 | All | M | 70 | | 103.2A | ★ D2TZ 10346-D *GL-93-B | D9PZ 10316-A *GR-540 | 2 |
| | | | | | | | r/b D4TZ 10346-B | | |
| E-F100/350 | 6&8 | All | M | 42 | | 103.1D | D40Z 10346-C *GL-108 | D9PZ 10316-A *GR-540 | 1 |
| 1976 | | | | | | | | | |
| E-F100/350 "Before Ser. C75,000" | 6&8 | All | M | 40 | | 103.1J | ★ D5AZ 10346-C *GL-168 | D9PZ 10316-A *GR-540 | 1 |
| B-F500 "Before Ser. C75,000" | 6&8 | All | | | | | r/b D7AZ 10346-C | | |
| P350/500 "Before Ser. C75,000" | 6 | All | | | | | | | |
| E-F100/350 "From Ser. C75000" | 6&8 | All | M | 40 | | 103.1L | D7AZ 10346-C *GL-168-A | D9PZ 10316-A *GR-540 | 1 |
| B-F 500 "From Ser. C75000" | 6&8 | All | | | | | | | |
| P 350/500 "From Ser. C75000" | 6 | All | | | | | | | |
| E-F100/350 | 6&8 | All | M | 42 | | 103.1D | D40Z 10346-C *GL-151 | D9PZ 10316-A *GR-540 | 1 |
| B-F500 | 6&8 | All | | | | | | | |
| P350/500 | 6 | All | | | | | | | |
| F100 | 6 | 300 | M | 55 | Hi-temp. alt. | 103.1E | ★ D40Z 10346-B *GL-152 | D9PZ 10316-A *GR-540 | 1 |
| E100/350 | 6&8 | 300,351 | | | | | r/b D7AZ 10346-A | | |
| E-F100/350 "Before Ser. C75,000" | 6&8 | All | M | 60 | Hi-temp. alt. | 103.1H | ★ D5AZ 10346-A *GL-169 | D9PZ 10316-A *GR-540 | 1 |
| B-F500 "Before Ser. C75,000" | 6&8 | All | | | | | r/b D7AZ 10346-A | | |
| P350/500 "Before Ser. C75,000" | All | | | | | | | | |
| E-F100/350 "From Ser. C75000" | 6&8 | All | M | 60 | Hi-temp. alt. | 103.1K | D7AZ 10346-A *GL-169-A | D9PZ 10316-A *GR-540 | |
| B-F500 "From Ser. C75000" | 6&8 | All | | | | | | | |
| P350/500 "From Ser. C75000" | 6 | All | | | | | | | |
| B-F500 "Before Ser. C75,000" | 6&8 | All | M | 60 | | 103.1G | ★ D5AZ 10346-B *GL-167 | D9PZ 10316-A *GR-540 | 1 |
| | | | | | | | r/b D7AZ 10346-B | | |
| B-F 500 "From Ser. C75000" | 6&8 | All | M | 60 | | 103.1M | D7AZ 10346-B *GL-167-A | D9PZ 10316-A *GR-540 | 1 |

1973/79
TRUCK SERIES 100/500

APPLICATION CHART

| MODEL | ENGINE | | △ MAKE | AMP | REMARKS | PARTS LIST SEC. & NO. | PART NUMBER | | ILLUS. SEC. 103 PAGE |
|--|-----------------|--------------------|-----------|-----|---------------|--------------------------------|--|-------------------------|-------------------------------|
| | CYL. | C.I.D. (C.C.D.) | | | | | ALTERNATOR | REGULATOR | |
| NOTE: M—Motorcraft | | | | | | | | | |
| 10346 ALTERNATOR ASSY. — Cont'd | | | | | | | | | |
| 1976 | | | | | | | | | |
| E100 F100 | 8 6 | 351 300 | M | 61 | Hi-temp. alt. | 103.1F | ★ D40Z 10346-A *GL-153 r/b D7AZ 10346-A | D9PZ 10316-A *GR-540 | 1 |
| B-F500 "Before Ser. A50,000" | 6&8 | All | M | 70 | | 103.2A | ★ D2TZ 10346-D *GL-93-B r/b D4TZ 10346-B | D9PZ 10316-A *GR-540 | 2 |
| B-F500 "From Ser. A50,000" | 6&8 | All | M | 70 | | 103.2B | D4TZ 10346-B *GL-93-C | D9PZ 10316-A *GR-540 | 2 |
| E100/350 | 8 | All | M | 90 | | 103.3A | ★ D3VY 10346-A *GL-108 r/b D7VZ 10346-A | D9PZ 10316-A *GR-540 | 3 |
| 1977 | | | | | | | | | |
| E-F100/350 B-F-P500 | 6&8 6 | All All | M | 40 | | 103.1L | D7AZ 10346-C *GL-168-A | D9PZ 10316-A *GR-540 | 1 |
| E-F100/350 B-F500 P500 | 6&8 6&8 6 | All All All | M | 60 | Hi temp. alt. | 103.1K | D7AZ 10346-A *GL-169-A | D9PZ 10316-A *GR-540 | 1 |
| B-F500 | 6&8 | All | M | 60 | | 103.1M | D7AZ 10346-B *GL-167-A | D9PZ 10316-A *GR-540 | 1 |
| B-F500 | 6&8 | All | M | 70 | | 103.2B | D4TZ 10346-B *GL-93-C | D9PZ 10316-A *GR-540 | 2 |
| E-F100/350 | 6&8 | All | M | 70 | | 103.2C | D70Z 10346-B *GL-154-B | D9PZ 10316-A *GR-540 | 2 |
| E100/350 | 6&8 | All | M | 90 | | 103.3B | D7VZ 10346-A *GL-108-A | D9PZ 10316-A *GR-540 | 3 |
| 1978 | | | | | | | | | |
| E-F100/350 | 6&8 | All | M | 40 | | 103.1L | D7AZ 10346-C *GL-168-A | D9PZ 10316-A *GR-540 | 1 |
| E-F100/350 | 6&8 | All | M | 60 | Hi temp. alt. | 103.1K | D7AZ 10346-A *GL-169-A | D9PZ 10316-A *GR-540 | 1 |
| F100/350 | 8 | All | M | 65 | | 103.1N | D8ZZ 10346-A *GL-183 | D9PZ 10316-A *GR-540 | 1 |
| E-F100/350 | 6&8 | All | M | 70 | | 103.2C | D70Z 10346-B *GL-154-B | D9PZ 10316-A *GR-540 | 2 |
| E100/350 | 6&8 | All | M | 90 | | 103.3B | D7VZ 10346-A *GL-108-A | D9PZ 10316-A *GR-540 | 3 |
| 1979 | | | | | | | | | |
| E-F100/350 | 6&8 | All | M | 40 | | 103.1R | D9ZZ 10346-A *GL-204 | D9PZ 10316-A *GR-540 | 1 |
| E-F100/350 | 6&8 | All | M | 60 | Hi temp. alt. | 103.1P | D9VY 10346-A *GL-200 | D9PZ 10316-A *GR-540 | 1 |
| E-F100/350 | 6&8 | All | M | 65 | Hi temp. alt. | 103.1Q | D9VY 10346-B *GL-201 | D9PZ 10316-A *GR-540 | 1 |
| E-F100/350 | 6&8 | All | M | 70 | Hi temp. alt. | 103.2D | D9VY 10346-C *GL-202 | D9PZ 10316-A *GR-540 | 2 |
| E100/350 | 6&8 | All | M | 100 | | 103.3C | D9VY 10346-D *GL-203 | D9PZ 10316-A *GR-540 | 3 |

**1973/79
TRUCK SERIES 100/500**

| YEAR | MODEL/RESTRICTIONS | ENGINE | | PART NUMBER | DESCRIPTION | QTY. |
|--|-----------------------|--------|--------------------|---------------|--|------|
| | | CYL. | C.I.D. (C.C.D.) | | | |
| 10A346 SHIELD (ALTERNATOR HEAT) – Also refer to group 11006 | | | | | | |
| 73/77 | B-F500 | 8 | 330 | C4TZ 10A346-D | | 1 |
| 74/77 | F100/350 | 6 | 300 | D4TZ 10A346-A | | 1 |
| 75/77 | E100/350 | 6 | 300 | | | 1 |
| 78 | E-F100 -- Canada | 6 | 300 | | | 1 |
| 78 | E-F100 -- exc. Canada | 6 | 300 | D8TZ 10A346-A | | 1 |
| 78 | E-F150/350 -- Calif. | 6 | 300 | | | 1 |
| 79 | E-F100/350 | 6 | 300 | | | 1 |
| 73/77 | B-F500 | 8 | 330 | 20326-S7-8 | (B-49)-bolt-hex. head-5/16"-18 x 5/8" | 1 |
| | | | | 20346-S8 | (B-50)-bolt-hex. head-5/16"-18 x 3/4" | 1 |
| | | | | 34806-S7 | (X-64)-lockwasher-spring-5/16" | |
| | | | | 33796-S16 | (M-51)-nut-hex.-5/16"-18 | |
| 10C346 RESISTOR ASSY. (ALTERNATOR WARNING LAMP SHUNT) | | | | | | |
| 79 | E-F100/350 | 6&8 | All | D8BZ 10C346-A | Use on instrument cluster w/charge indicator and oil pressure warning lights | 1 |

10347-10B368 Refer to group 10346 for Alternator Parts List Instructions

10A370 Refer to group 10A313

10B371-10374 Refer to group 10346 for Alternator Parts List Instructions

| YEAR | MODEL/RESTRICTIONS | ENGINE | | PART NUMBER | Δ MAKE | AMP. | DESCRIPTION | QTY. |
|---|--------------------|--------|--------------------|---------------|-------------|------|--|------|
| | | CYL. | C.I.D. (C.C.D.) | | | | | |
| Note: M-Motorcraft, ‡ Non-transistorized, † Transistorized | | | | | | | | |
| 10A376 RELAY (ALTERNATOR REGULATOR FIELD) | | | | | | | | |
| 73 | B-F500 | 6&8 | All | C6AZ 10A376-A | M | 70 | *GR-376-#C6AF 10A376-A use with Transistorized Regulator | 1 |
| YEAR | MODEL/RESTRICTIONS | ENGINE | | PART NUMBER | DESCRIPTION | QTY. | | |
| | | CYL. | C.I.D. (C.C.D.) | | | | | |
| 10378-10A396 Refer to group 10346 for Alternator Parts List Instructions | | | | | | | | |

| | | | | | | | | |
|---|--------|-----|-----|---------------|--|---|--|--|
| 10A545 WIRE ASSY. (VOLTAGE REGULATOR EXTENSION) | | | | | | | | |
| 73 | B500 | 8 | 330 | C6TZ 10A545-E | #C8TB 10A545-A-use with Ford 61 or 70 Amp. Alternator | 1 | | |
| 10A545 WIRE ASSY. (ALTERNATOR REGULATOR EXTENSION) – Improve | | | | | | | | |
| 10A609 WIRING ASSY. (ALTERNATOR REGULATOR ADAPTOR) | | | | | | | | |
| 73 | B-F500 | 6&8 | All | D3TZ 10A609-A | Use with D4HF 10316-AA trans. regulator on units with old wiring harness | 1 | | |
| 10A651 WIRING ASSY. (VOLT METER) | | | | | | | | |
| 73/74 | B500 | 6&8 | All | D3TZ 10A651-A | #D2TB 10A651-AA | 1 | | |
| 75/77 | B500 | 6&8 | All | D4TZ 10A651-A | #D4TB 10A651-AA | 1 | | |

| YEAR | MODEL | ENGINE | | MOTOR-CRAFT GROUP NO. | CASE SIZE (INCHES) | | | TYPE | AMP. | PLATES | MOTORCRAFT SALES NUMBER |
|------------------------------|-------|--------|--------------------|-----------------------|--------------------|---------------|---------|----------------------|------|--------|-------------------------|
| | | CYL. | C.I.D. (C.C.D.) | | WIDTH | LENGTH AT TOP | HEIGHT | | | | |
| 10653-5 BATTERY CHART | | | | | | | | | | | |
| 73 | | 6&8 | All | 22FC | 6 7/8" | 9 7/16" | 8 5/16 | Premium -- dry | 51 | 54 | R-22-FC |
| | | | | | 6 13/16 | 9 7/16 | 8 3/8 | Standard -- dry | 42 | 42 | GN-22-FC |
| 73/ | | 6&8 | All | 22FC | 6 13/16 | 9 1/2 | 8 7/16 | Maintenance free-wet | | 66 | MF-22-FC |
| 73 | | 6&8 | All | 22FC | 6 7/8 | 9 7/16 | 8 5/16 | Premium H/D -- dry | 60 | 66 | G-22-FC |
| 75/ | | 6&8 | All | 22F | 6 7/8 | 9 7/16 | 8 5/16 | Premium | 53 | 66 | R-22-FCA |
| | | | | | 6 7/8 | 9 7/16 | 8 5/16 | Premium -- dry | 41 | 54 | R-22-FCB |
| 73/77 | | 6&8 | All | 22HF | 6 7/8 | 9 7/16 | 8 29/32 | Premium -- dry | 45 | 54 | R-22-HF |

1973/79
TRUCK SERIES 100/500

| YEAR | MODEL | ENGINE | | MOTOR-CRAFT GROUP NO. | CASE SIZE (INCHES) | | | TYPE | AMP. | PLATES | MOTORCRAFT SALES NUMBER |
|--|-------|--------|-----------------|-----------------------|--------------------|---------------|---------|--------------------------------|------|--------|-------------------------|
| | | CYL. | C.I.D. (C.C.D.) | | WIDTH | LENGTH AT TOP | HEIGHT | | | | |
| 10653-5 BATTERY CHART -- Cont'd | | | | | | | | | | | |
| 73/78 | | 6&8 | All | 24F | 6 27/32 | 10 25/32 | 8 13/16 | Premium -- dry | 55 | 66 | R-24-F |
| | | | | | 6 27/32 | 10 25/32 | 8 13/16 | Premium-dry | 68 | 78 | R-24-FA |
| | | | | | 6 13/16 | 10 3/4 | 9 3/16 | Standard -- dry | 46 | 54 | GN-24-F |
| 73/ | | 6&8 | All | 24F | 6 13/16 | 10 3/4 | 9 1/16 | Maintenance free-wet | | 78 | MF-24-F |
| 73/78 | | 6&8 | All | 24F | 6 27/32 | 10 25/32 | 8 13/16 | Premium H/D -- dry | 81 | 78 | G-24-F |
| 73/78 | | 6&8 | All | 27F | 6 27/32 | 12 17/32 | 8 13/16 | Premium -- dry | 68 | 78 | R-27-F |
| | | | | | 6 13/16 | 12 1/2 | 9 1/16 | Maintenance free-wet | | 90 | MF-27-F |
| | | | | | | | | Premium H/D -- dry | 94 | 90 | G-27-F |
| 74/78 | | 6&8 | All | 27F | 6 27/32 | 12 17/32 | 8 13/16 | Premium | 77 | 78 | R-27-FA |
| 73/78 | | 6&8 | All | 29NF | 5 1/2" | 13" | 9 5/32" | Premium -- extra high capacity | 66 | 78 | G-29-NF |
| | | | | | | | | Premium -- dry | 54 | 66 | R-29-NF |
| | | | | | | | | Standard -- dry | 42 | 54 | GN-29-NF |
| 73/77 | | 6&8 | All | 30H | 6 27/32" | 13 17/32" | 9 9/32" | Premium -- dry | 95 | 102 | R-30-H-95 |
| 73/78 | | 6&8 | All | 32N | 5 1/2" | 14 1/4" | 9 5/32" | Premium -- dry | 65 | 78 | R-32-N |

| YEAR | MODEL/RESTRICTIONS | PART NUMBER | DESCRIPTION | QTY. |
|------|--------------------|-------------|-------------|------|
|------|--------------------|-------------|-------------|------|

| | | | | |
|-------------------------------|--|--|--|--|
| 10A653 COVER (BATTERY) | | | | |
|-------------------------------|--|--|--|--|

| | | | | |
|-------|----------|------|----------|---|
| 73/76 | M450/500 | DOHZ | 10A653-A | 1 |
|-------|----------|------|----------|---|

| | | | | |
|------------------------------------|--|--|--|--|
| 10656 ELECTROLYTE (BATTERY) | | | | |
|------------------------------------|--|--|--|--|

| | | | | | |
|-----|--|-----|----|-------------------------------------|---|
| 73/ | | *BB | 14 | 5 gallons-w/attached dispenser hose | 1 |
|-----|--|-----|----|-------------------------------------|---|

| | | | | | |
|-----|--|-----|----|-----------------------------------|---|
| 73/ | | *BB | 16 | 6 quart-w/attached dispenser hose | 1 |
|-----|--|-----|----|-----------------------------------|---|

| | | | | |
|---|--|--|--|--|
| 10A665 WIRE ASSY. (CHARGE INDICATOR) | | | | |
|---|--|--|--|--|

| | | | | | |
|----|---|------|----------|--|---|
| 73 | All -- w/ammeter warning indicator lights | C3AZ | 10A665-C | # C3AB 10A665-C-black-61" long incl. terminals | 1 |
|----|---|------|----------|--|---|

| | | | | | |
|----|------------------------|------|----------|--|---|
| 73 | All -- w/ammeter gauge | C3MY | 10A665-A | # C3MY 10A665-C-black-50" long incl. terminals | 1 |
|----|------------------------|------|----------|--|---|

| | | | | |
|--|--|--|--|--|
| 10A691 BRACKET (BATTERY CLAMP BOLT) -- refer to group 10732 | | | | |
|--|--|--|--|--|

| YEAR | MODEL/RESTRICTIONS | ENGINE | | PART NUMBER | DESCRIPTION | QTY. |
|---|--------------------|--------|-----------------|-------------|-------------|------|
| | | CYL. | C.I.D. (C.C.D.) | | | |
| 10A705 BRACKET (BATTERY HOLD DOWN CLAMP) -- refer to group 10732 | | | | | | |
| 10A708 RETAINER (BATTERY CLAMP BOLT) | | | | | | |
| 73/74 | E100/300 | 6&8 | All | C8UZ | 10A708-A | 1 |
| 10A717 WASHER (BATTERY TERMINAL CORROSION ARRESTOR) | | | | | | |
| 73/ | All | 6&8 | All | C1AZ | 10A717-A | 2 |
| 10718 CLAMP (BATTERY HOLD DOWN)-Also refer to group 10732 | | | | | | |
| 73/ | All | 6&8 | All | A0A | 10718-B | 1 |

Consists of
 2-C5RA 10716-A Clamp
 2-C5RA 10716-B Clamp
 2-C2RA 10755-A Bracket
 4-379179-S2 Fastener-stud
 1-Instruction sheet

| | | | | | | |
|---|--|--|--|--|--|--|
| 10720 COVER ASSY. (BATTERY FILLER CAP) | | | | | | |
|---|--|--|--|--|--|--|

| | | | | | | |
|-------|----------|-----|-----|------|---------|---|
| 73/75 | E100/350 | 6&8 | All | D1UZ | 10720-A | 1 |
|-------|----------|-----|-----|------|---------|---|

| | | | | | | |
|---|--|--|--|--|--|--|
| 10A730 CONNECTOR (VOLTAGE REGULATOR) | | | | | | |
|---|--|--|--|--|--|--|

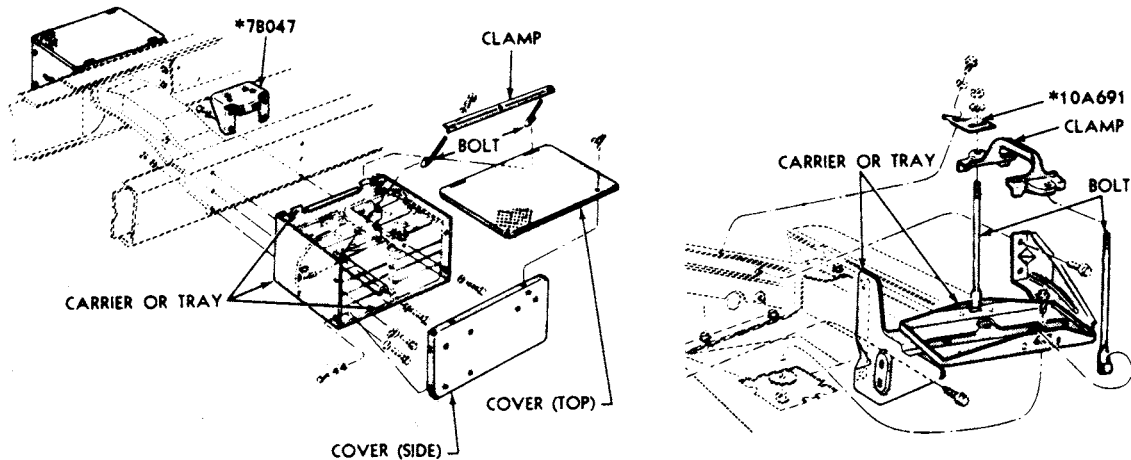
| | | | | | | |
|-------|-----|-----|-----|------|----------|----|
| 73/75 | All | 6&8 | All | C4TZ | 10A730-A | AR |
|-------|-----|-----|-----|------|----------|----|

1973/79 TRUCK SERIES 100/500

10732 BATTERY MOUNTING PARTS

Battery mounting parts are listed in chart form following the illustration below. Refer illustration to determine the name of the part required. Refer to the chart to select part number. The chart is listed by year, model and amperage of battery.

Attaching parts such as bolts, nuts, etc. are listed by code number. A listing of code numbers and their corresponding part numbers and descriptions appears at the end of the chart.



*NOT INCLUDED IN CHART—REFER TO GROUP FOR COMPLETE PART NUMBER

1973/ TYPICAL BATTERY SUPPORT AND CARRIER INSTALLATIONS

| MODEL | AMP. HRS. | BOLT-CLAMP | | CARRIER OR TRAY | | CLAMP-HOLD DOWN | | BRACE OR BRACKET | |
|--|-----------|---|---------------------|--|---------------------|-----------------|---------------------|------------------|---------------------|
| | | PART NUMBER | ● NUTS, BOLTS, ETC. | PART NUMBER | ● NUTS, BOLTS, ETC. | PART NUMBER | ● NUTS, BOLTS, ETC. | PART NUMBER | ● NUTS, BOLTS, ETC. |
| ● Refer to Hardware listing at end of chart for number shown in this column | | | | | | | | | |
| 10732 BATTERY MOUNTING PARTS - (Quantity 1 except where indicated) | | | | | | | | | |
| Notes: ⊕ Also required ★TAAH 10756-A - Supplied only in Carrier assembly. ‡ Drill holes as necessary | | | | | | | | | |
| 1973/74 | | | | | | | | | |
| B500 | 70 | D4SZ 10756-A(2) | 2 | C7TZ 10732-E | 2,7,9 | D0DZ 10718-A | 2 | C7TZ 10A691-B | |
| E100/300 | All | C8UZ 10756-A(1) r/b D4ZZ 10756-A (1/76) | 2 | C8UZ 10732-A | | C8UZ 10718-A | 2 | | |
| F100/350 | All | D4SZ 10756-A(2) | 2 | C7TZ 10732-J | 7,8 | D0DZ 10718-A | 2 | C7TZ 10A691-A | |
| F100/350 -- w/ dual battery-L.H. | All | D4SZ 10756-A(2) | 2 | ★ D3TZ 10732-A r/b D8TZ 10732-A(8/79) | 7,8 10,13 | D0DZ 10718-A | 2,11 | D3TZ 10A705-A | 9 |
| F500 | 55 | D4SZ 10756-A(2) | 2,11 | C7TZ 10732-D | 6,7,9 10,12,13 | D0DZ 10718-A | | C7TZ 10A691-B | |
| F500 | 70 | D4SZ 10756-A(2) | 2,11 | C7TZ 10732-E | 6,7,9 10,12,13 | D0DZ 10718-A | | C7TZ 10A691-B | |
| P350/500 | 55 | ⊕ B5A 10756-B(1) | 4, 6 | C3TZ 10732-D | 1, 3, 5 | A0A 10718-B | 4, 6 | | |
| P350/500 | 70 | ⊕ B5A 10756-B(2) | 4, 6 | C3TZ 10732-D | 1, 3, 5 | B6AZ 10718-B | 4, 6 | | |
| M450/500 | 55,70 | D0HZ 10756-B & D1HZ 10756-C | | D1HZ 10732-C | | A0A 10718-B | | | |
| M450/500 | 95 | D1HZ 10756-C(2) | | D1HZ 10732-C | | A0A 10718-B | | | |
| 1975/76 | | | | | | | | | |
| B500 | 70, 95 | D4SZ 10756-A(2) | 17 | C7TZ 10732-E | 6,10, 12,13 | D0DZ 10718-A | | C7TZ 10A691-B | |
| E100/350 - R.H. "Before Ser. C25,000" | All | D4SZ 10756-A(2) 5/16"-18 x 8 3/16" | 14 | ‡ C6TZ 10732-F | | D4MY 10718-A | 14,19 | D5UZ 10741-B | 14,15,20 |

1973/79
TRUCK SERIES 100/500

| MODEL | AMP. HRS. | BOLT-CLAMP | | CARRIER OR TRAY | | CLAMP-HOLD DOWN | | BRACE OR BRACKET | |
|--|--------------|--|---------------------------|-----------------|---------------------------|-----------------|---------------------------|--|---------------------------|
| | | PART NUMBER | ● NUTS, BOLTS, ETC. | PART NUMBER | ● NUTS, BOLTS, ETC. | PART NUMBER | ● NUTS, BOLTS, ETC. | PART NUMBER | ● NUTS, BOLTS, ETC. |
| ● Refer to Hardware listing at end of chart for number shown in this column | | | | | | | | | |
| 10732 BATTERY MOUNTING PARTS - (Quantity 1 except where indicated) - Cont'd | | | | | | | | | |
| Notes: ⊕ Also required ★TAAH 10756-A - Supplied only in Carrier assembly. ‡ Drill holes as necessary | | | | | | | | | |
| 1975/76 | | | | | | | | | |
| E100/350 - R.H. "From Ser. C25,001" | All | D7AZ 10756-A(2) (1/4"-20 x 8 3/8") | 19,25 | ‡ C6TZ 10732-F | | D4MY 10718-F | 19,25 | D5UZ 10741-B | 20,25 |
| E100/350 - - w/ dual battery-L.H. "Before Ser. C25000" | All | D4SZ 10756-A(2) (5/16"-18 x 8 13/16") | 14 | D8UZ 10732-A | | C5AZ 10718-A | 14 | ★ D5UZ 10741-A r/b D8UZ 10741-A (3/79) | 14,15,20 |
| E100/350-w/ dual battery-L.H. "From Ser. C25000" | All | D7AZ 10756-A(2) (1/4"-20 x 8 3/8") | 25 | D8UZ 10732-A | | D4MY 10718-A | 25 | ★ D5UZ 10741-A r/b D8UZ 10741-A (3/79) | 15,20, |
| F100/350 - R.H. | All | D4SZ 10756-A(2) | 17 | C7TZ 10732-J | 8,13,16 | D0DZ 10718-A | 17 | C7TZ 10A691-A (exc. 41 amp) or D7TZ 10A691-A (41 amp) | 19 |
| F100/350 - - w/dual battery-L.H. | All | D4SZ 10756-A(2) | 17 | D8TZ 10732-A | 10, 13,17 | D0DZ 10718-A | 17 | D3TZ 10A705-A | 16,21 |
| F500 | 55 | D4SZ 10756-A(2) | 17 | C7TZ 10732-D | 12,13 16,18 | D0DZ 10718-A | 17 | C7TZ 10A691-B | |
| F500 | 70, 95 | D4SZ 10756-A(2) | 17 | C7TZ 10732-E | 6,10, 12,13 | D0DZ 10718-A | 17 | C7TZ 10A691-B | |
| M450/500 | 55,70 | D0HZ 10756-B & D1HZ 10756-C | | D1HZ 10732-C | | A0A 10718-B | | | |
| M450/500 | 95 | D1HZ 10756-C(2) | | D1HZ 10732-C | | A0A 10718-B | | | |
| P350/500 | 55 | ⊕ B5A 10756-B(1) | 4,6 | C3TZ 10732-D | 1,3,5 | A0A 10718-B | 4,6 | | |
| P350/500 | 70 | ⊕ B5A 10756-B(2) | 4,6 | C3TZ 10732-D | 1,3,5 | B6AZ 10718-B | 4,6 | | |
| 1977 | | | | | | | | | |
| B500 | 70, 95 | D4SZ 10756-A(2) | | | | D0DZ 10718-A | | C7TZ 10A691-B | |
| E100/350-R.H. "Before Ser. X00,001" | All | D7AZ 10756-A(2) | 19,25 | ‡ C6TZ 10732-F | | D4MY 10718-A | 19,25 | D5UZ 10741-B | 20,25 |
| E100/350-R.H. "From Ser. X00,001" | All | D7AZ 10756-C(2) (1/4"-20 x 8 11/16") | 19,25 | ‡ C6TZ 10732-F | | D4MY 10718-A | 19,25 | D5UZ 10741-B | 20,25 |
| E100/350 - - w/ dual battery-L.H. "Before Ser X00,001" | All | D7AZ 10756-A(2) (1/4"-20 x 8 3/8") | 25 | D8UZ 10732-A | | D4MY 10718-A | 25 | ★ D5UZ 10741-A r/b D8UZ 10741-A (3/79) | 15,20,25 |
| E100/350 - - w/ dual battery-L.H. "From Ser. X00,001" | All | D7AZ 10756-C(2) (1/4"-20 x 8 11/16") | 25 | D8UZ 10732-A | | D4MY 10718-A | 25 | ★ D5UZ 10741-A r/b D8UZ 10741-A (3/79) | 15,20,25 |
| F100/350-R.H. "Before Ser. X00,001" | All | D7AZ 10756-A(2) | 19,22 | C7TZ 10732-J | 13,23,24 | D4MY 10718-A | 12,22 | D7TZ 10A691-A | 13,23 |
| F100/350-R.H. "From Ser. X00,001" | All | D7AZ 10756-C(2) (1/4"-20 x 8 11/16") | 19,22 | C7TZ 10732-J | 13,23,24 | D4MY 10718-A | 12,22 | D7TZ 10A691-A | 13,23 |
| F100/350-w/dual battery-L.H. "Before Ser. X00,001" | All | D7AZ 10756-A(2) (1/4"-20 x 8 3/8") | 19,22 | D8TZ 10732-A | 10,21,23 | D4MY 10718-A | 19,22 | D7TZ 10A705-A | 21,23 |
| F100/350 - - w/dual battery-L.H. "From Ser. X00,001 to Y60,001" | All | D7AZ 10756-C(2) (1/4"-20 x 8 11/16") | 19,22 | D8TZ 10732-A | 10,21,23 | D4MY 10718-A | 19,22 | D7TZ 10A705-A | 21,23 |

**1973/79
TRUCK SERIES 100/500**

| MODEL | AMP. HRS. | BOLT-CLAMP | | CARRIER OR TRAY | | CLAMP-HOLD DOWN | | BRACE OR BRACKET | |
|-------|--------------|-------------|---------------------------|-----------------|---------------------------|-----------------|---------------------------|------------------|---------------------------|
| | | PART NUMBER | ● NUTS, BOLTS, ETC. | PART NUMBER | ● NUTS, BOLTS, ETC. | PART NUMBER | ● NUTS, BOLTS, ETC. | PART NUMBER | ● NUTS, BOLTS, ETC. |

● Refer to Hardware listing at end of chart for number shown in this column

10732 BATTERY MOUNTING PARTS - (Quantity 1 except where indicated) — Cont'd

Notes: ⊕ Also required ★TAAH 10756-A - Supplied only in Carrier assembly. ‡ Drill holes as necessary

| 1977 | | | | | | | | | |
|--|-----------|---|-------|---|----------|--------------|-------|---------------|-------|
| F100/350 -- w/dual battery-L.H. "From Ser. Y60,001" | All | ★ D7AZ 10756-C(2) (1/4"-20 x 8 11/16") | 19,22 | ★ D7TZ 10732-A r/bD8TZ 10732-A (9/79) | 10,21,23 | D4MY 10718-A | 19,22 | D7TZ 10A705-A | 21,23 |
| F500 | 55 | D4SZ 10756-A(2) | | C7TZ 10732-D | | D0DZ 10718-A | | | |
| F500 | 70, 95 | D4SZ 10756-A(2) | | C7TZ 10732-B | | D0DZ 10718-A | | | |
| P500 | 55 | ⊕ B5A 10756-B(1) | 4,6 | C3TZ 10732-D | 1,3,5 | A0A 10718-B | 4,6 | | |
| P500 | 70 | ⊕ B5A 10756-B(2) | 4,6 | C3TZ 10732-D | 1,3,5 | B6AZ 10718-B | 4,6 | | |

| 1978 | | | | | | | | | |
|---|-----|------------------|-------|---|-----------------|--------------|-------|---------------|----|
| E100/350-R.H. | All | D7AZ 10756-C(2) | 19 | ‡ C6TZ 10732-F | | D4MY 10718-A | 19,22 | D5UZ 10741-B | 20 |
| E100/350 -- w/dual battery-L.H. | All | D7AZ 10756-C (2) | 19 | D8UZ 10732-A | | D4MY 10718-A | 19,22 | D8UZ 10741-A | 20 |
| F100/350-R.H. | All | D7AZ 10756-C(2) | 19,22 | C7TZ 10732-J | 21,24 | D4MY 10718-A | 22 | D8TZ 10A691-A | 21 |
| F100/350 -- w/dual battery-L.H.- "Before Ser. CC0,001" | All | D7AZ 10756-C(2) | 19,22 | ★ D7TZ 10732-A r/bD8TZ 10732-A (9/79) | 10,13, 21,23 | D4MY 10718-A | 22 | D8TZ 10A705-A | 13 |
| F100/350 -- w/dual battery-L.H. "From Ser. CC0,001" | All | D7AZ 10756-C(2) | 19,22 | D8TZ 10732-A | 10,13, 21,23 | D4MY 10718-A | 22 | D8TZ 10A705-A | 13 |

| 1979 | | | | | | | | | |
|---------------------------------|-----|------------------|-------|--------------|-----------------|--------------|-------|---------------|----|
| E100/350-R.H. | All | D7AZ 10756-C (2) | 19 | C6TZ 10732-F | | D4MY 10718-A | 19,22 | D5UZ 10741-B | 20 |
| E100/350 -- w/dual battery-L.H. | All | D7AZ 10756-C (2) | 19 | D8UZ 10732-A | | D4MY 10718-A | 19,22 | D8UZ 10741-A | 20 |
| F100/350-R.H. | All | D7AZ 10756-C (2) | 19,22 | C7TZ 10732-J | 21,24 | D4MY 10718-A | 22 | D8TZ 10A691-A | 21 |
| F100/350 -- w/dual battery-L.H. | All | D7AZ 10756-C (2) | 19,22 | D8TZ 10732-A | 10,13, 21,23 | D4MY 10718-A | 22 | D8TZ 10A705-A | 13 |

CODE NUMBER TO PART NUMBER LISTING-Quantity As Required

| CODE NO. | PART NUMBER | DESCRIPTION | CODE NO. | PART NUMBER | DESCRIPTION |
|----------|--------------------------|---------------------------------------|----------|---------------------------|--------------------------------------|
| 1 | 20388-S8(B-80) | Bolt-hex. head-3/8"-16 x 1" | 15 | 45264-S101 (M-141-H) | "U" nut-5/16"-18 |
| 2 | 33797-S7(M-50) | Nut-hex.-5/16"-18 | 16 | 45338-S2 (M-89-P) | Nut-Lock-5/16"-18 |
| 3 | 33799-S7(M-52) | Nut-hex.-3/8"-16 | | | |
| 4 | 33896-S8(M-182) | Nut-wing-5/16"-18 | 17 | 376838-S2 (MM-296-AF) | Nut & washer-5/16"-18 |
| 5 | 34807-S8(X-66) | Lockwasher-spring-3/8" | | | |
| 6 | 44725-S8(X-22) | Washer-flat-5/16" | 18 | 44722-S8 (X-19) | Washer-5/16" flat |
| 7 | 378178-S2 (BB-412-B) | Bolt & washer-hex. head-5/16"-18 X 1" | | | |
| 8 | ★ 379351-S2 | Nut & retainer-5/16"-18 | 19 | D0HZ 10747-A | Spacer |
| 9 | 379831-S8 (MM-192-M) | Nut & retainer-5/16"-18 | 20 | 385865-S36 (BB-569-DC) | Screw & Lockwasher-5/16"-18 x 1 1/4" |
| 10 | 379930-S (MM-173-M) | Nut-washer lock-5/16"-18 | 21 | 384931-S36 (BB-867-K) | Screw & washer-5/16" - 18 x 1 1/16" |
| 11 | 34806-S7(X-64) | Washer-5/16" | 22 | ★ 55734-S2 | Nut-hex flange hd lock-1/4"-20 |
| 12 | 351405-S7 (XX-147) | Washer-3/8" | | | |
| 13 | 384931-S36 (BB-867-K) | Screw & washer-5/16"-18 x 1 1/16" | 23 | 45338-S2 (M-89-P) | Nut-5/16"-18 lock |
| | | | 24 | ★ 379351-S2 | Nut & retainer assy. |
| 14 | 55736-S2 (M-96-F) | Nut-lock-5/16"-18 | 25 | 383278-S2 (MM-296-AG) | Nut & washer assy.-1/4"-20 |

**1973/79
TRUCK SERIES 100/500**

| YEAR | MODEL/RESTRICTIONS | PART NUMBER | DESCRIPTION | QTY. |
|--|--|------------------------|---|------|
| 10732 CARRIER (JACK) | | | | |
| 77 | F100/350 -- with H/D jack "Before Ser. Y60,001" | D3TZ 10732-A | | 1 |
| 77/78 | F100/350 with H/D jack "From Ser. Y60,001 to CC0,001" | D7TZ 10732-A | | 1 |
| 78/ | F100/350 -- with H/D jack-- "From Ser. CC0,001" | D8TZ 10732-A | | 1 |
| 77/ | E100/350 -- with H/D jack | D5UZ 10732-A | | 1 |
| 77/ | F100/350-- with H/D jack | 45338-S2 | (M-89-P) nut (carrier to rad. suppt). 5/16"-18 lock | 1 |
| | | 379930-S | (MM-173-M) Nut (carrier to fender apron)- 5/16"-18 lock | 2 |
| | | 384931-S36 | (BB-867-K) Bolt (carrier to rad. suppt. & fender apron) | 5 |
| 10741 Refer to group 10732 | | | | |
| 10747 SPACER (BATTERY HOLD DOWN) - Also refer to group 10732 | | | | |
| 73 | F500 | D0HZ 10747-A | Insulator | 2 |
| 73/76 | M450/500 | | | 2 |
| 10756 Refer to group 10732 | | | | |
| 10757 SHIELD (BATTERY) - If not listed improvise | | | | |
| 73/74 | E100/300 | C8UZ 10757-A | Air inlet duct cover | 1 |
| 10769 BRACE (BATTERY SUPPORT) | | | | |
| 75/78 | E100/350 | D5UZ 10769-B | R.H. battery-welded to R.H. fender apron -use at L.H. end of tray w/10732 and 16C152 | 1 |
| 75/77 | E100/350 -- w/dual battery | ★ D5UZ 10769-A | L.H. battery | 1 |
| 77/78 | E100/350 -- with H/D jack | r/b D8UZ 10769-A(3/79) | Used as brace for jack carrier | 1 |
| 78/ | E100/350 -- w/dual battery | D8UZ 10769-A | L.H. battery | 1 |
| 79 | E100/350 -- with H/D jack | | Use as brace for jack carrier | 1 |
| 79 | E100/350 | D9UZ 10769-A | | 1 |
| 10797 VOLT METER ASSY. (INSTRUMENT CLUSTER) | | | | |
| 73/74 | B500 "Before Ser. V00,001" | D2TZ 10797-A | # D2TF 10797-AA | 1 |
| 74/77 | B500 "From Ser. V00,001" | D4TZ 10797-A | # D4TF 10797-AA, D5HF 10797-BA or D5TF 10797-AA- | 1 |
| 75/76 | F350(84) | | "VOLTS-10-12-14-16" | 1 |
| 75/77 | F500 | | | 1 |
| 10804 REGULATOR (INSTRUMENT CLUSTER VOLTAGE) | | | | |
| 73/ | E100/350 | D1AZ 10804-A | *GR-513 | 1 |
| 73/ | F100/350(81) | | | 1 |
| 73/76 | M450/500 | | | 1 |
| 73/76 | F350(84) | C6DZ 10804-A | *GR-510 | 1 |
| 73/77 | B-F500 | | | 1 |
| 73/77 | P350/500 | B9MZ 10804-C | *GR-508 | 1 |
| 73/75 | E-F100/500 | 52012-S8 | (U-202)-screw (regulator to cluster back plate)- No. 8-18 x 1/2" flat hd. | 1 |
| 76 | B500, F350/500 (84) | | | 1 |
| 76 | F500(81) | 55907-S2 | (U-254-B) -screw (regulator to back plate)-No.8-18x1/2" hex. washer hd. | 1 |
| 73/ | F100/500 | ★374080-S100 | Clip (use at regulator) | AR |
| 10817 WIRING ASSY. (INSTRUMENT CLUSTER FEED) - Improvise from bulk wire (14296) | | | | |
| 10C838 RELAY ASSY. (WARNING INDICATOR) | | | | |
| 73/74 | E200/300(82, 89E-F) -- w/school bus warning lamps | C9UZ 10C838-A | # C9UB 10C838-A-use w/warning stop lamps | 1 |
| | | 55981-S | (U-252-E)-screw (relay to flasher bracket)- 1/4"-14 x 1/2" | 2 |

**1973/79
TRUCK SERIES 100/500**

| YEAR | MODEL/RESTRICTIONS | PART NUMBER | DESCRIPTION | QTY. |
|---|---------------------------------------|-----------------------|--|------|
| 10A840 BEZEL (INSTRUMENT PANEL PARKING BRAKE WARNING LAMP) | | | | |
| 73/76 | P350/400 | D5TZ 10A840-A | "Brake" | 1 |
| 73/74 | E100/300 | | | |
| 73/76 | F350(84) | | | 1 |
| 73 | B-F500 -- w/dual vacuum brakes | | | 1 |
| 73/76 | M450/500 | | | 1 |
| 77 | B500 -- w/dual vacuum brakes | D7HZ 10A840-A | "Brake"--straight lettering on lens--also serviced in D7HZ 10A962-A assy. | 1 |
| 10K843 CIRCUIT ASSY. (INSTRUMENT CLUSTER PRINTED) | | | | |
| 73/74 | E100/300 | D1TZ 10K843-A | # D1TF 10C956-AA--use on instrument cluster w/ammeter and oil pressure gauges | 1 |
| 73/76 | M450/500 | | | 1 |
| 73/74 | E100/300 | D1TZ 10K843-B | # D1TF 10C956-BA--use on instrument cluster w/charge indicator and oil pressure warning lights | 1 |
| 73/74 | F100/350(81) | D3TZ 10K843-A | # D3TF 10C956-AA--use on instrument cluster w/ammeter and oil pressure gauges | 1 |
| 75 | F100/350(81)- "Before Ser.W40,001" | D5TZ 10K843-A | # D5TF 10C956-AA--use on instrument cluster w/ammeter and oil pressure gauges | 1 |
| 75 | F100/350(81)- "From Ser. W40,001" | D5TZ 10K843-C | # D5TF 10C956-CA--use on instrument cluster w/ ammeter and oil pressure gauges | 1 |
| 75 | E100/350 | | Use on instrument cluster w/ ammeter and oil pressure gauges | 1 |
| 73/75 | F100/350(81) | D3TZ 10K843-B | # D3TF 10C956-CA--use on instrument cluster w/charge indicator and oil pressure warning lights | 1 |
| 75 | E100/350 | | Use on instrument cluster w/charge indicator and oil pressure warning lights | 1 |
| 76/78 | F100/350(81) | D6TZ 10K843-C | # D6TF 10C956-CA -- use on instrument cluster w/charge indicator and oil pressure warning lights | 1 |
| 76/78 | E100/350 | | | 1 |
| 76/ | F100/350(81) | D6TZ 10K843-B | # D6TF 10C956-BA--use on instrument cluster w/ammeter and oil pressure gauges | 1 |
| 76/ | E100/350 | | | 1 |
| 79 | E-F100/350 | D9TZ 10K843-A | # D9TF 10C956-AA--use on instrument cluster w/charge indicator and oil pressure warning lights | 1 |
| 10847 BRACKET (VOLT METER INDICATOR MOUNTING) | | | | |
| 73/74 | B500 | D2TZ 10847-A | | 1 |
| 10848 PLATE (INSTRUMENT CLUSTER BACK) | | | | |
| 73/74 | E100/300 | ★ D2TZ 10848-B | Use on instrument cluster w/charge indicator and oil pressure warning lights | 1 |
| 73/74 | E100/300 | D2TZ 10848-A | Use on instrument cluster w/ammeter and oil pressure gauges | 1 |
| 73/76 | M450/500 | | | 1 |
| 73/74 | F100/350(81) | D3TZ 10848-A | Use on instrument cluster w/ammeter and oil pressure gauges | 1 |
| 75/78 | F100/350(81)- "Before Ser. BG0,001" | ★ D5TZ 10848-A | Use on instrument cluster w/ammeter and oil pressure gauges | 1 |
| 75/78 | E100/350- "Before Ser. BG0,001" | r/bD8TZ 10848-A(3/79) | | 1 |
| 73/75 | F100/350(81)- | D4TZ 10848-A | Use on instrument cluster w/charge indicator and oil pressure warning lights | 1 |
| 75 | E100/350 | | Use on instrument cluster w/charge indicator and oil pressure warning lights | 1 |
| 73/76 | F350(84) | C7TZ 10848-F | | 1 |
| 73/77 | B-F500 | | | 1 |
| 76/78 | F100/350(81) | D6UZ 10848-A | Use on instrument cluster w/charge indicator and oil pressure warning light | 1 |
| 76/78 | E100/350 | | | 1 |
| 78/ | E-F100/350- "From Ser. BG0,001" | D8TZ 10848-A | Use on instrument cluster w/ammeter and oil pressure gauges--exc. with EGR maint. warning lamp | 1 |

1973/79
TRUCK SERIES 100/500

| YEAR | MODEL/RESTRICTIONS | PART NUMBER | DESCRIPTION | QTY. |
|--|--|---------------|---|--------|
| 10848 PLATE (INSTRUMENT CLUSTER BACK) — Cont'd | | | | |
| 79 | E-F100/350 | D9UZ 10848-A | # D9UF 10848—use on instrument cluster w/charge indicator and oil pressure warning lights | 1 |
| 76/ 76/ | F100/350 (81) E100/350 | 383938-S2 | (UU-52-V) screw (plate to mask)— No 8-12 x 1/2" | 4 4 |
| 10A848 SPRING (INSTRUMENT PANEL PARKING BRAKE WARNING LAMP RETAINING) | | | | |
| 73/76 | P350/400 -- w/brake-warning light | B9FM 10A848-A | | 1 |
| 73/74 | E100/300 | | | 1 |
| 73/76 | F350(84) | | | 1 |
| 73/77 | B-F500 -- w/dual vacuum brakes | | | 1 |
| 78/ | F100/350 -- w/dual brake warning light | | | 1 |
| 10850 AMMETER (INSTRUMENT CLUSTER) | | | | |
| 73/74 | E100/300 | C7TZ 10850-B | | 1 |
| 73/76 | M450/500 | | | 1 |
| 73/77 | F100/350(81) "Before Ser. 080,000" | D3TZ 10850-A | "D-ALT-C" —has red pointer | 1 |
| 75/77 | E100/350 "Before Ser. 080,000" | | | 1 |
| 77/ | E-F100/350 "From Ser. 080,000" | D7TZ 10850-A | "D-ALT-C"—has orange pointer | 1 |
| 73/76 | F350(84) | D0HZ 10850-B | | 1 |
| 73/77 | B-F500 | | | 1 |
| 73/77 | P350/500 | B6J 10850-A | Oval | 1 |
| 76/ | F100/350(81) | 383367-S100 | (MM-291-EA) Nut (ammeter to back plate)—No. 10-32 washer head | 2 |
| 76/ | E100/350 | | | 2 |
| 76/77 | B500,F350/500(84) | 379618-S7-8 | (MM-291-E) Nut (ammeter to back plate)—No. 10-32 washer head | 2 |
| 10852 BEZEL (INSTRUMENT CLUSTER CONTROL) | | | | |
| 73/74 | E100/350 | D3UZ 10852-A | Wiper control | 1 |
| 73/76 | F350(84) | D3TZ 10852-D | "LIGHTS" | 1 |
| 73/77 | B-F500 | | | 1 |
| 73/74 | E100/350 | | | 1 |
| 73/77 | F500(81) | D3TZ 10852-C | Wiper control | 1 |
| 73/77 | P350/500 | D3TZ 10852-A | "LIGHTS" | 1 |
| 74/76 | M450/500 | | | 1 |
| 10852 BEZEL ASSY. (LIGHT SWITCH) | | | | |
| 75/ | E100/350 | D8UZ 10852-A | Used between 11654 switch and 11661 knob—plastic | 1 |
| 10852 BEZEL (HORN SWITCH) | | | | |
| 74 | All -- New York City only | D4TZ 10852-A | "LOUD-SOFT" | 1 |
| 10K852 BRACKET (BRAKE AIR PRESSURE GAUGE) | | | | |
| 75/77 | B500,F350/500,P500 | D5HZ 10K852-A | Use w/vacuum gauge (2A036) | 1 |
| 10A860 PLATE (RADIO MOUNTING) | | | | |
| 75/ | E100/350 | D5UZ 10A860-A | | 1 |
| 10B870 FILTER (INSTRUMENT CLUSTER LAMP) | | | | |
| 73/ | F100/350(81) | D1AZ 10B870-A | | 2 |
| 75/ | E100/350 | | | 2 |
| 10B870 MASK ASSY. (INSTRUMENT PANEL LAMP) | | | | |
| 73/ | F100/350(81) | D3TZ 10B870-A | | 1 |
| 10876 BEZEL (INSTRUMENT CLUSTER) — Also refer to group 044D90 | | | | |
| 73/74 | E100/300(82A, B, 89) | D1UZ 10876-A | Bright finish | 1 |
| 73/74 | E100/300(82C) | D1UZ 10876-B | Woodgrain finish | 1 |
| 73/76 | M450/500 | | | 1 |
| 75/ | E100/350 | D8UZ 10876-B | Black finish | 1 |
| 75/ | E100/350 | ★D8UZ 10876-A | Woodgrain finish—r/b EOUZ 10876-A(2/80) | 1 |

1973/79
TRUCK SERIES 100/500

SECTION 103 37

| YEAR | MODEL/RESTRICTIONS | PART NUMBER | DESCRIPTION | QTY. |
|---|--|---------------|---|------|
| 10876 BEZEL (INSTRUMENT CLUSTER) – Also refer to group 044D90 — Cont'd | | | | |
| 73/74 | F350(84)– “Before Ser. V00,001” | D3TZ 10876-B | | 1 |
| 75/76 | F350 (84) “From Ser. W00,001” | | | 1 |
| 73/74 | B-F500(84)– “Before Ser. V00,001” | | | 1 |
| 74/75 | F350 (84) “From Ser. V00,001 to Ser. W00,001” | D4TZ 10876-A | | 1 |
| 74/75 | B-F500(84) “From Ser. V00,001 to Ser. W00,001” | | | 1 |
| 75/77 | B-F500(84) “From Ser. W00,001 to Ser. X80,001” | D5TZ 10876-A | Less hole for voltmeter (10797) | 1 |
| 77 | B-F500(84) “From Ser. X80,001” | D7TZ 10876-A | Includes hole for voltmeter (10797) | 1 |
| 73/77 | F500(81) | D3TZ 10876-A | | 1 |
| 73/ | E100/350 – – w/gauges | 52445-S13 | (U-317)–screw (bezel to panel)–No. 8–18 x 1” (Bezel to panel) | 8 |
| 73/76 | M450/500 | | | 8 |
| 73/ | E100/350 – – w/warning lights | 53049-S13 | (U-281)–screw (bezel to panel)–No. 3–15 x 7/8” | 8 |
| 76/77 | B500,F350/500(84) | 384154-S9 | (UU-66-G)–screw (bezel to panel) oval hd–No.8–18 x 3/4” Bezel to speedo cluster | 10 |
| 76/77 | F500(81) | | | 8 |
| 76/77 | F500 (81) | 381765-S2 | (MM-275-E) Nut (bezel to speedo cluster)–spring–No.8–18 Bezel to panel | 8 |
| 76/77 | B500,F350/500(84) | | | 10 |
| 10C876 HOUSING ASSY. (INSTRUMENT PANEL LAMP) | | | | |
| 73 | B-F500(84) | D3TZ 10C876-B | “CL-LPS” | 1 |
| 73 | F350(84) | | | 1 |
| 74 | B-F500(84) | D4TZ 10C876-A | “CL-LPS” | 1 |
| 74/76 | F350(84) | | | 1 |
| 73/77 | F500(81) | D3TZ 10C876-C | “WIPER” | 1 |
| 10880 GLASS (INSTRUMENT CLUSTER) | | | | |
| 73/74 | E100/300 | C8UZ 10880-A | | 1 |
| 73/76 | M450/500 | | | 1 |
| 73/ | F100/350(81) | D3TZ 10880-A | | 1 |
| 75/ | E100/350 | | | 1 |
| 73/76 | F350(84) | C7TZ 10880-A | | 1 |
| 73/77 | B-F500 | | | 1 |
| 73/77 | P350/500 | ★8L 10880 | Improvise | 2 |
| 76/ | F100/350(81) | 379663-S8 | (HH-8-R) Clip (glass to mask)–5/8” | 6 |
| 76/ | E100/350 | | | 6 |
| 10883 GAUGE (INSTRUMENT CLUSTER TEMPERATURE) | | | | |
| 73/74 | E100/300 | C7TZ 10883-B | | 1 |
| 73/76 | M450/500 | | | 1 |
| 73/77 | F100/350(81) “Before Ser. 080,000” | D3TZ 10883-A | “C-TEMP-H” – has red pointer | 1 |
| 75/77 | E100/350 “Before Ser. 080,000” | | | 1 |
| 77/ | E-F100/350 “From Ser. 080,000” | D7TZ 10883-A | “C-TEMP-H NORMAL” – has orange pointer | 1 |
| 73/76 | F350(84) | DOHZ 10883-C | | 1 |
| 73/77 | B-F500 | | | 1 |
| 73/77 | P350/500 | C5TZ 10883-D | | 1 |
| 76/ | F100/350(81) | 383367-S100 | (MM-291-EA) Nut (gauge to back plate)–No. 10–32 washer head | 2 |
| 76/ | E100/350 | | | 2 |
| 76/77 | B500,F350/500 (84) | 379618-S7-8 | (MM-291-E) Nut (gauge to back plate)–No. 10–32 washer head | 2 |
| 10884 SENDER (WATER TEMPERATURE INDICATOR ENGINE UNIT) | | | | |
| 73/78 | E100/350, F100/350, P350/500 | DOZZ 10884-A | *SW-925- # 258 or 260–3/8”–18 pipe thread–incl. | 1 |
| 74/76 | M450/500 – – 8 cyl. 360,390,460 | | | 1 |
| 79 | E-F150/350 – – 8 cyl. 460 | | | 1 |
| 79 | E-F100/350 – – 6&8 cyl. 300,302,351,400 | D9TZ 10884-A | *SW-1593 | 1 |
| 73/77 | B-F500 – – 6 cyl. 300L/D | DOHZ 10884-A | *SW-921- # 230–3/8”–18 pipe thread–incl. Blue insulator | 1 |
| 73/77 | B-F500 – – 8 cyl. 330M/D | DO TZ 10884-A | *SW-923- # 230–1/8”–27 pipe thread–incl. Blue insulator | 1 |
| 10A885 PLATE (INSTRUMENT CLUSTER CONTROL MOUNTING) | | | | |
| 73/74 | E100/300 | C8UZ 10A885-A | For ignition switch | 1 |
| 75/ | E100/350 | D5UZ 10A885-A | For ignition switch | 1 |

1973/79
TRUCK SERIES 100/500

| YEAR | MODEL/RESTRICTIONS | PART NUMBER | DESCRIPTION | QTY. |
|---|--|---------------|---|------|
| 10A885 PLATE (INSTRUMENT CLUSTER CONTROL MOUNTING) — Cont'd | | | | |
| 73/ | F100/350(81) | D3TZ 10A885-A | For ignition switch | 1 |
| 73/77 | B-F500(84) | C7TZ 10A885-B | For ignition switch | 1 |
| 73/76 | F350(84) | | | 1 |
| 73/77 | F500(81) | C7TZ 10A885-A | For ignition switch | 1 |
| 73/77 | F500(81) | C0AF 10A885-A | Use as spacer to secure throttle control | 1 |
| 73/77 | P350/500,M450/500 | C1TF 10A885-A | 1 1/4" dia. | 1 |
| 10B886 WIRE ASSY. (WATER TEMPERATURE INDICATOR) — Improve from bulk wire (14296) | | | | |
| 10887 LENS ASSY. (HEADLAMP SWITCH) | | | | |
| 73/ | F100/350(81) | D3TZ 10887-A | "LIGHTS", "WIPER WASHER" | 1 |
| 10890 MASK (INSTRUMENT CLUSTER) | | | | |
| 73/74 | E100/300 | C9TZ 10890-A | Use on instrument cluster w/ammeter and oil pressure gauge | 1 |
| 73/76 | M450/500 | | | |
| 73/74 | E100/300 | D1TZ 10890-A | Use on instrument cluster w/charge indicator and oil pressure warning lights | 1 |
| 73/75 | F100/350(81) | D5UZ 10890-A | Use on instrument cluster w/ammeter and oil pressure gauges | 1 |
| 75 | E100/350 | | Use on instrument cluster w/ammeter and oil pressure gauges | 1 |
| 73/75 | F100/350(81) | D4TZ 10890-A | Use on instrument cluster w/charge indicator and oil pressure warning lights | 1 |
| 75 | E100/350 | | Use on instrument cluster w/charge indicator and oil pressure warning lights | 1 |
| 73/76 | F350(84) | D0HZ 10890-A | | 1 |
| 73/77 | B-F500 | | | 1 |
| 76/77 | F100/350(81) "Before Ser. Y80,001" | D6UZ 10890-A | Use on instrument cluster w/ammeter and oil pressure gauges | 1 |
| 76/77 | E100/350 "Before Ser. Y80,001" | | | 1 |
| 77/ | E-F100/350 "From Ser. Y80,001" | D8TZ 10890-A | Use on instrument cluster w/ammeter and oil pressure gauges | 1 |
| 76/77 | F100/350(81) "Before Ser. Y80,001" | D6UZ 10890-B | Use on instrument cluster w/charge indicator and oil pressure warning lights | 1 |
| 76/77 | E100/350 "Before Ser. Y80,001" | | | 1 |
| 77/ | E-F100/350 -- "From Ser. Y80,001" | D8TZ 10890-B | Use on instrument cluster w/charge indicator and oil pressure warning lights | 1 |
| 10C893 BRACKET (WARNING INDICATOR LAMP) | | | | |
| 74/ | F100/250 -- 4/W/D-full time and C6 | D4TZ 10C893-A | | 1 |
| 10911 ADAPTER (WATER TEMPERATURE INDICATOR SENDER) — Also refer to group 18271 | | | | |
| 73/77 | All | C3AZ 10911-A | *SW-347-screw in type-1/4"-18 external pipe thread x 1/8"-27 internal pipe thread x 13/32" long —use w/senders (10884) having 1/8"-27 male ends | 1 |
| 10C914 INSULATOR (AMMETER) | | | | |
| 73/ | F100/350(81) | C9ZZ 10C914-A | | 1 |
| 75/ | E100/350 | | | 1 |
| 10C915 LAMP ASSY. (WARNING INDICATOR) | | | | |
| 73/74 | E100/300 | D3UZ 10C915-A | # D3UB 10C915-AB—"WIPE-WASH" | 1 |
| 73/77 | P350/500 | D3TZ 10C915-A | # D3TB 10C915-AA—"HAZARD" | 1 |
| 74/ | F100/250 -- 4/W/D-full time and C6 | D4TZ 10C915-B | # D4TB 10C915-BA—"LOCK" | 1 |
| 75/77 | E150/250(82,89E,F) -- w/School Bus warning lamps | D5UZ 10C915-A | Used with warning stop lamps—"FLASHER" | 1 |
| 10920 RETAINER (INSTRUMENT CLUSTER BEZEL) | | | | |
| 73/77 | E200/300 (82,89E-F)—w/School Bus warning lamps | C8TZ 10920-A | Use w/warning stop lamps | 1 |
| 10A920 WIRING ASSY. (LOW VACUUM WARNING INDICATOR) | | | | |
| 73/77 | B-F500 | C8TZ 10A920-A | # C8TB 10A920-A | 1 |
| 73/76 | M450/500 | D3HZ 10A920-A | | 1 |
| 73/77 | P500 | C5TZ 10A920-A | # C5TB 10A920-A | 1 |

1973/79
TRUCK SERIES 100/500

| YEAR | MODEL/RESTRICTIONS | PART NUMBER | DESCRIPTION | QTY. |
|---|------------------------------------|-----------------|---|------|
| 10A922 SWITCH ASSY. (LOW VACUUM WARNING INDICATOR) | | | | |
| 73/77 | P500 | C5TZ 10A922-A | # C5TB 10A922-A | 1 |
| 73/77 | B-F500 | | | 1 |
| 73/76 | M450/500 | | | 1 |
| 75 | E-F100/350 | D5TZ 10A922-D | *SW-1351-# Blue D5TF 10A922-DA - incl. 5" wire. -replaces part marked D5TF 10A922-CC | 1 |
| 10B924 SWITCH ASSY. (SEAT BELT WARNING INDICATOR) | | | | |
| 76 | E-F100/350 "Before Ser. C75,000" | D6AZ 10B924-A | *SW-1342-# D6AB 10B924-A1A,-A2A-incl. buzzer | 1 |
| 78/ | E-F100/350 | | | 1 |
| 76/77 | E-F100/350 "From Ser. C75,000" | D6AZ 10B924-B | *SW-1387-# green paint or dye | 1 |
| 10A934 INDICATOR ASSY. (EMERGENCY WARNING LAMP) | | | | |
| 73/77 | P350/500 | C3TZ 10A934-B | # C2TB 10A934-A-bezel -15/16" dia.-wire 4" long | 1 |
| 10A936-7 LENS (INSTRUMENT CLUSTER WARNING LAMP) | | | | |
| 73/74 | E100/300 | C7TZ 10A936-C | "OIL" | 1 |
| | | C7TZ 10A937-B | "ALT" | 1 |
| 73/74 | F100/350(81) | D3TZ 10A936-B | "HI BEAM" | 1 |
| 73/74 | F100/350(81) | ★ D3TZ 10A936-C | "BRAKES" | 1 |
| 73/ | F100/350(81) | D3TZ 10A936-D | "OIL" - use on instrument cluster w/charge indicator and oil pressure warning lights | 1 |
| 75/ | E100/350 | | | 1 |
| 73/ | F100/350(81) | D3TZ 10A937-A | "ALT" - use on instrument cluster w/charge indicator and oil pressure warning lights | 1 |
| 75/ | E100/350 | | | 1 |
| 73/ | F100/350(81) | D3TZ 10A936-A | # Green-turn signal jewel | 2 |
| 75/ | E100/350 | | | 2 |
| 73/76 | F350(84) | D1FZ 10A936-C | # Red-turn signal jewel | 2 |
| 73/77 | B-F500 | | Turn signal jewel | 2 |
| 75/77 | B500,F500(84) | | High beam jewel | 1 |
| 73/74 | E100/300 | | Turn signal jewel | 2 |
| 73/76 | M450/500 | | | 1 |
| 75 | F100/350(81) "Before Ser. X20,001" | D5TZ 10A936-D | Use on instrument cluster w/ammeter and oil pressure gauges--"LOW FUEL ECONOMY" | 1 |
| 75 | E100/350 "Before Ser. X20,001" | | Use on instrument cluster w/ammeter and oil pressure gauges | 1 |
| 75 | F100/350(81) "From Ser. X20,001" | ★ D5TZ 10A936-E | # Brown-blank-use on instrument cluster w/ammeter and oil pressure gauges to fill fuel economy lamp opening on units w/o fuel economy lamp | 1 |
| 75 | E100/350 "From Ser. X20,001" | | Use on instrument cluster w/ammeter and oil pressure gauges to fill fuel economy lamp opening | 1 |
| 75 | F100/350(81) | ★ D5TZ 10A936-B | "BRAKES" | 1 |
| 75 | E100/350 | | | 1 |
| 76/ | F100/350(81) | D6TZ 10A936-C | "BRAKE" - rectangular - red | 1 |
| 76/ | E100/350 | | | 1 |
| 75/ | F100/350(81) | D5TZ 10A936-C | High beam jewel-oval-blue | 1 |
| 75/76 | E100/350 | | | 1 |
| 75/76 | F350(84) | | | 1 |
| 77/ | E100/350 | | | 1 |
| 75/76 | E100/350 | D5TZ 10A936-A | "HI-BEAM" - rectangular-blue - use on instrument cluster w/charge indicator and oil pressure warning lights | 1 |
| 75/ | E100/350 -- with A/C | D5UZ 10A936-A | "WIPER - WASHER" | 1 |
| 75/ | E100/350 -- with A/C | D5UZ 10A936-B | "IGNITION - LIGHTS" | 1 |
| 75/ | E100/350 -- without A/C | D5UZ 10A936-C | "WIPER - WASHER, IGNITION - LIGHTS" | 1 |
| 76/ | F100/350(81) | D6TZ 10A936-A | Red-"FASTEN BELTS" - lettering on frt. surface- replaces lens w/lettering on rear surface | 1 |
| 76/ | E100/350 | | | 1 |
| 10B942 WIRING (INSTRUMENT CLUSTER) - Also refer to group 14398 | | | | |
| 73/77 | B-F500 | D0TZ 10B942-A | # C8TB 10B942-A, D0TB 10B942-A | 1 |
| 73/76 | F350(84) | | | 1 |

| DESCRIPTION/RESTRICTIONS | PART NUMBER | ALTERNATOR PARTS LISTS 1A THRU 1M | | | | | | | | | | | | | |
|---|--|-----------------------------------|---|---|---------------------|---|---|--------------------------------|---|---|---------------------------------|---|---|--|--|
| | | A | B | C | D | E | F | G | H | J | K | L | M | | |
| Notes: Refer to group 10346 in Section 103 for ALTERNATOR COMPONENT INFORMATION | | | | | | | | | | | | | | | |
| BOARD KIT (PRINTED CIRCUIT) | D0AZ 10B301-A *GY-900-A | A | B | C | | E | | G | H | J | K | L | M | | |
| Consists of | | 1-C8AF 10B301-A | | | Board assy.-circuit | | | 2-374412-S100 | | | Washer | | | | |
| | | 9-C9AF 10B306-A | | | Ring-solder | | | 2-383255-S8 | | | Nut and washer | | | | |
| | | | | | 2-383758-S8B | | | Screw | | | | | | | |
| BEARING (FRONT) | 10A303 | | | | | | | | | | | | | | |
| | C9ZZ 10094-A *GE-21 | A | B | C | D | E | F | G | H | J | K | L | M | | |
| RECTIFIER ASSY. | 10304 | | | | | | | | | | | | | | |
| | ★ D4AZ 10304-A *GY-1054 r/b D6AZ 10304-A & D5AZ 10336-A | | | | | | F | | | | | | | | |
| Rectifier kit | D0AZ 10304-B *GY-991 | | | C | | | | | | | | | | | |
| Consists of | | 1-D0AF 10304-D | | | Rectifier assy. | | | 1-384276-S8B | | | Bolt-No. 10-24 x 1 23/64" swage | | | | |
| | | 1-D0TZ 10A383-A | | | Insulator | | | 1-383256-S8 | | | Nut and washer assy.-1/4"-20 | | | | |
| | | | | | 3-383255-S8 | | | Nut and washer assy.-No. 10-24 | | | | | | | |
| Rectifier kit | D0ZZ 10304-A *GY-980 | | | | D | E | | | | | | | | | |
| Consists of | | 1-D0ZF 10304-A | | | Rectifier Assy. | | | 1-383255-S8 | | | Nut & washer-No. 10-24 | | | | |
| | | | | | | | | 1-383256-S8 | | | Nut & washer-1/4"-20 | | | | |
| Rectifier Kit | D6AZ 10304-A *GY-1306-A | A | B | | | | | G | H | J | K | L | M | | |
| Consists of | | 1-D0ZF 10304-B | | | Rectifier assy | | | 6-383255-S8 or -S36 | | | Nut & washer | | | | |
| | | 1-C7AF 10A383-A | | | Insulator | | | 2-383256-S8 or -S36 | | | Nut & washer | | | | |
| | | 1-D0AF 10A383-A | | | Insulator | | | 2-383758-S8B | | | Screw | | | | |
| | | 2-374412-S100 | | | washer | | | | | | | | | | |
| Nut and washer assy.-No. 10-24 | 383255-S(MM-296-AC) | 6 | 6 | 6 | 6 | 6 | 6 | G | H | J | | | | | |
| Nut and washer assy.-1/4"-20 | 383256-S(MM-296-AE) | 2 | 2 | 2 | 2 | 2 | 2 | | | | | | | | |
| Screw-No. 10-24 x 37/64" | 383758-S(BB-817-CE) | 2 | 2 | 2 | 2 | 2 | 2 | 2 | 2 | 2 | | | | | |
| Washer-1/4" conical | 374412-S100(XX-388) | 2 | 2 | 2 | 2 | 2 | 2 | 2 | 2 | 2 | | | | | |
| BEARING (REAR) | 10A304 | | | | | | | | | | | | | | |
| | D20Z 10A304-A *GE-31 | A | B | C | D | E | F | G | H | J | K | L | M | | |
| RING (ROTOR SLIP) | C3SZ 10328-A | A | B | C | D | E | F | G | H | J | K | L | M | | |
| INSULATOR (TERMINAL) | 10329 | | | | | | | | | | | | | | |
| Orange-9/32" I.D. x 5/8" O.D. x 1/4" thick | C5AZ 10329-D *GY-912 | A | B | C | D | E | F | G | H | J | K | L | M | | |
| Approx. 1/16" x 3/4" x 1" | C5AZ 10329-C *GY-911 | A | B | C | D | E | F | G | H | J | K | L | M | | |

1973/79
TRUCK SERIES 100/500

| DESCRIPTION/RESTRICTIONS | PART NUMBER | ALTERNATOR PARTS LISTS 1A THRU 1M | | | | | | | | | | | | |
|--|---------------------------|-----------------------------------|---|--------------------|---|-----------------|---|--------------------|---|---|---|---|---|--|
| | | A | B | C | D | E | F | G | H | J | K | L | M | |
| SHAFT (ROTOR) | C5AZ 10330-A | A | B | C | D | E | F | G | H | J | K | L | M | |
| HOUSING (FRONT) | 10333 | | | | | | | | | | | | | |
| "Before Ser. Q80,001" | D20Z 10333-B *GD-324 | A | B | C | | | | | | | | | | |
| "From Ser. Q80,001" | D30Z 10333-B *GD-324-B | A | B | C | D | E | F | G | H | J | K | L | M | |
| Screw-No. 10-32 x 3/8" | 379201-S100(UU-52-E) | 3 | 3 | 3 | 3 | 3 | 3 | | | | | | | |
| HOUSING (REAR) | 10334 | | | | | | | | | | | | | |
| | C9ZZ 10334-A *GH-307 | A | B | C | D | E | F | | | J | | | | |
| | D5AZ 10334-A *GH-317 | | | | | | | G | | | | | | |
| | D5ZZ 10334-A *GH-318 | | | | | | | | H | | | | | |
| | D7ZZ 10334-A *GH-318-A | | | | | | | | | | K | | | |
| | D7AZ 10334-A *GH-317-A | | | | | | | | | | | L | M | |
| Bolt-hex, washer head-No. 10-24 x 2 1/8" | 378466-S100(BB-550-D) | 3 | 3 | 3 | 3 | 3 | 3 | 3 | 3 | 3 | 3 | 3 | 3 | |
| ROTOR ASSY. | 10335 | | | | | | | | | | | | | |
| Incl. stop ring | D8ZZ 10335-A *GM-455 | A | B | C | D | E | F | G | H | J | K | L | M | |
| STATOR ASSY. | 10336 | | | | | | | | | | | | | |
| Less coil | C4SZ 10336-A *GC-281 | | | C | | | | | | | | | | |
| Incl. coil | D4AZ 10336-A *GC-351 | A | | | D | | | | | | | | | |
| Incl. coil | D5AZ 10336-A *GC-357 | | B | C | | E | F | G | H | J | K | L | M | |
| BRUSH and TERMINAL SET | C6VY 10347-A *GB-111 | A | B | C | D | E | F | G | H | J | K | L | M | |
| Consists of | | 1-C6VF 10A367-A | | Brush and terminal | | 1-C6VF 10A367-B | | Brush and terminal | | | | | | |
| Screw-No. 10-24 x .65"-brush terminal | 383757-S(BB-841-A) | A | B | | D | E | F | G | H | J | K | L | M | |
| Nut-No. 10-24 (terminal) | 383255-S (MM-296-AC) | | | | | | | | | | K | L | M | |

NOTICE: When the parts list suffix is shown in the quantity required column, the quantity is one (1).

| DESCRIPTION/RESTRICTIONS | PART NUMBER | ALTERNATOR PARTS LISTS 1A THRU 1M | | | | | | | | | | | | | | | | |
|---|----------------------------|-----------------------------------|---|-----------------------|---|---|---|---|---|---|---|---|---|---|--|--|--|--|
| | | A | B | C | D | E | F | G | H | J | K | L | M | | | | | |
| SPRING (BRUSH) | C5AZ 10349-A *GY-913 | 2 | 2 | 2 | 2 | 2 | 2 | 2 | 2 | 2 | 2 | 2 | 2 | | | | | |
| HOLDER (BRUSH) | C5AZ 10351-A *GY-1011 | A | B | C | D | E | F | G | H | J | K | L | M | | | | | |
| Screw & washer (brush holder)- No.6-32 x 1/2" | 377284-S7(UU-52-TH) | | | | | | | | | | 2 | 2 | 2 | | | | | |
| RETAINER (FRONT BEARING) | D20Z 10A355-A *GY-693 | A | B | C | D | E | F | G | H | J | K | L | M | | | | | |
| Screw-hex. head-No. 10-32 x 3/8" | 379201-S100(UU-52-E) | 3 | 3 | 3 | 3 | 3 | 3 | 3 | 3 | 3 | 3 | 3 | 3 | | | | | |
| STOP (ROTOR) | C5AZ 10A360-A | A | B | C | D | E | F | G | H | J | K | L | M | | | | | |
| INSULATOR (STATOR END) | *C3SZ 10A361-A | 2 | 2 | 2 | | | 2 | | | | | | | | | | | |
| SPACER (RECTIFIER MOUNTING)- 19/64" I.D. x 1/2" O.D. x 17/64" thick | DOTZ 10A382-A *GY-989 | | | C | | | F | | | | | | | | | | | |
| INSULATOR KIT (TERMINAL) | C9SZ 10A383-A *GY-937 | A | B | C | | | | G | H | J | K | L | M | | | | | |
| Consists of 1-C7AF 10329-D Insulator-terminal 1-C7AF 10A383-A Insulator-diode plate | | 1-C9SF 10A883-A | | Insulator-diode plate | | | | | | | | | | | | | | |
| INSULATOR (DIODE PLATE)- 15/64" I.D. x 39/64" O.D. x 13/64" thick | DOTZ 10A383-A *GY-990 | | | C | | | F | | | | | | | | | | | |
| INSULATOR KIT (BATTERY TERMINAL) | D1AZ 10A383-A *GY-816-A | A | B | C | | E | F | | | | | | | | | | | |
| Consists of 1-DOAZ 10A383-A Insulator-diode plate | | 1-DOAF 10329-A | | Insulator-terminal | | | | | | | | | | | | | | |
| BOLT (THRU) | 10A396 | | | | | | | | | | | | | | | | | |
| Bolt-hex. head-No. 10-24 x 2 1/8" | 378466-S100(BB-550-D) | 3 | 3 | 3 | 3 | 3 | 3 | 3 | 3 | | | 3 | 3 | 3 | | | | |
| CAPACITOR (RADIO) | C6AZ 18827-A | A | B | C | D | E | F | G | H | J | K | L | M | | | | | |

1973/79
TRUCK SERIES 100/500

MOTORCRAFT 38, 40, 42
55, 60, 61 and 65 AMP.

| DESCRIPTION/RESTRICTIONS | PART NUMBER | ALTERNATOR PARTS LISTS IN THRU 1Z | | | | | | | | | | | | | | | | | | | | |
|--|--|--|---------------------------------------|---|---|---|---|---|---|---|---|---|---|--|--|--|--|--|--|--|--|--|
| | | N | P | Q | R | S | T | U | V | W | X | Y | Z | | | | | | | | | |
| BOARD KIT (PRINTED CIRCUIT) Consists of 1-C8AF 10B301-A 9-C9AF 10B306-A | DOAZ 10B301-A Board assy-circuit Ring-solder | 2-374412-S100 2-383255-S8 2-383758-S8B | Washer Nut and Washer Screw | | | | | | | | | | | | | | | | | | | |
| BEARING (FRONT) | 10A303 C9ZZ 10094-A *GE-21 | | | N | P | Q | R | | | | | | | | | | | | | | | |
| RECTIFIER KIT Consists of 1-D0ZF 10304-B 1-C7AF 10A383-A 1-D0AF 10A383-A 2-374412-S100 | D6AZ 10304-A *GY-1306-A Rectifier assy. Insulator Insulator Washer | 6-383255-S8 or S36 2-383256-S8 or S36 2-383758-S8B | Nut & washer Nut & washer Screw | | | | | | | | | | | | | | | | | | | |
| Screw-No. 10-24 x 3/7/64" | 383758-S (BB-817-CE) | 2 | 2 | 2 | 2 | | | | | | | | | | | | | | | | | |
| Washer-1/4" conical | 374412-S100 (XX-388) | 2 | 2 | 2 | 2 | | | | | | | | | | | | | | | | | |
| BEARING (REAR) | D20Z 10A304-A *GE-31 | | N | P | Q | R | | | | | | | | | | | | | | | | |
| RING (ROTOR SLIP) | C3SZ 10328-A | | N | P | Q | R | | | | | | | | | | | | | | | | |
| INSULATOR (TERMINAL) - Orange-9/32" I.D. x 5/8" O.D. x 1/4" thick Approx. 1/16" x 3/4" x 1" | C5AZ 10329-D *GY-912 C5AZ 10329-C *GY-911 | | N | P | Q | R | | | | | | | | | | | | | | | | |
| SHAFT (ROTOR) | C5AZ 10330-A | | N | P | Q | R | | | | | | | | | | | | | | | | |
| HOUSING (FRONT) | D30Z 10333-B *GD-324 | | N | P | Q | R | | | | | | | | | | | | | | | | |
| HOUSING (REAR) | D7AZ 10334-A *GH-317-A D7ZZ 10334-A *GH-318-A | | N | | Q | | | | | | | | | | | | | | | | | |
| Bolt-hex. washer head-No. 10-24 x 2 1/8" | 378466-S100 (BB-550-D) | 3 | 3 | 3 | 3 | | | | | | | | | | | | | | | | | |
| ROTOR ASSY. | D8ZZ 10335-A *GM-455 D9ZZ 10335-A *GM-464 D9ZZ 10335-C *GM-465 | | N | | | | | | | | | | | | | | | | | | | |
| STATOR ASSY. | D8ZZ 10336-A *GC-360 D5AZ 10336-A *GC-357 D4AZ 10336-A *GC-351 | | N | | Q | | | | | | | | | | | | | | | | | |
| BRUSH and TERMINAL SET Consists of 1-C6VF 10A367-A Brush and terminal | C6VY 10347-A *GB-111 | 1-C6VF 10A367-B Brush and terminal | | N | P | Q | R | | | | | | | | | | | | | | | |
| Screw-No. 10-24 x .65"-brush terminal | 383757-S (BB-841-A) | | N | P | Q | | | | | | | | | | | | | | | | | |
| Nut-No. 10-24 (terminal) | 383255-S (MM-296-AC) | | N | P | Q | | | | | | | | | | | | | | | | | |
| SPRING (BRUSH) | C5AZ 10349-A *GY-913 | | 2 | 2 | 2 | 2 | | | | | | | | | | | | | | | | |
| HOLDER (BRUSH) | C5AZ 10351-A *GY-1011 | | N | P | Q | R | | | | | | | | | | | | | | | | |
| Screw & washer (brush holder)-No. 6-32 x 1/2" | 377284-S7 (UU-52-TH) | 2 | 2 | 2 | 2 | | | | | | | | | | | | | | | | | |
| RETAINER (FRONT BEARING) | D20Z 10A355-A *GY-693 | | N | P | Q | R | | | | | | | | | | | | | | | | |
| Screw-hex head-No. 10-32 x 3/8" | 379201-S100 (UU-52-E) | 3 | 3 | 3 | 3 | | | | | | | | | | | | | | | | | |

NOTICE: When the parts list suffix is shown in the quantity required column, the quantity is one (1).

MOTORCRAFT 38, 40, 42
55, 60, 61 and 65 AMP.

1973/79
TRUCK SERIES 100/500

SECTION 103.1 5

| DESCRIPTION/RESTRICTIONS | PART NUMBER | ALTERNATOR PARTS LISTS 1N THRU 1Z | | | | | | | | | | | | |
|---|--------------------------|-----------------------------------|---|-----------------------|---|---|---|---|---|---|---|---|---|--|
| | | N | P | Q | R | S | T | U | V | W | X | Y | Z | |
| STOP (ROTOR) | C5AZ 10A360-A | N | P | Q | R | | | | | | | | | |
| INSULATOR KIT (TERMINAL) | C9SZ 10A383-A *GY-937 | N | P | Q | R | | | | | | | | | |
| Consists of 1-C7AF 10329-D Insulator-terminal 1-C7AF 10A383-A Insulator-diode plate | | 1-C9SF 10A883-A | | Insulator-diode plate | | | | | | | | | | |
| BOLT (THRU) | 10A396 | | | | | | | | | | | | | |
| Bolt-hex. head-No. 10-24 x 2 1/8" | 378466-S100 (BB-550-D) | 3 | | | | | | | | | | | | |
| CAPACITOR (RADIO) | C6AZ 18827-A | N | P | Q | R | | | | | | | | | |

| DESCRIPTION/RESTRICTIONS | PART NUMBER | ALTERNATOR PARTS LISTS 2A THRU 2M | | | | | | | | | | | | |
|--|--------------------------------------|-----------------------------------|---|---|---|---|---|---|---|---|---|---|---|--|
| | | A | B | C | D | E | F | G | H | J | K | L | M | |
| Notes: Refer to group 10346 in Section 103 for ALTERNATOR COMPONENT INFORMATION | | | | | | | | | | | | | | |
| BOARD ASSY (ALTERNATOR CIRCUIT) | D20Z 10B301-A *GY-1025 | | | C | D | | | | | | | | | |
| BEARING (FRONT) | 10A303 | | | | | | | | | | | | | |
| | C9ZZ 10094-A *GE-21 | | | C | D | | | | | | | | | |
| | D4HZ 10A303-A *GE-36 | A | B | | | | | | | | | | | |
| Screw & washer (retain brg. in hsg) - No. 10-24 x 7/16" | 384757-S2 (UU-32-P) | | | 3 | | | | | | | | | | |
| RECTIFIER ASSY. | 10304 | | | | | | | | | | | | | |
| | D4TZ 10304-A *GY-1304 | A | B | | | | | | | | | | | |
| | D4VY 10304-A *GY-1302-A | | | C | D | | | | | | | | | |
| Bolt - No. 6-32 x 3/16" | 384279-S7-8(BB-541-CX) | | | C | D | | | | | | | | | |
| Bolt-swage-1/4" - 20 x 61/64" | ★ 383760-S | | | C | D | | | | | | | | | |
| Nut-1/4"-20(terminal) | 383256-S(MM-296-AE) | | | C | D | | | | | | | | | |
| Nut- hex.-No. 10-24 | 383255-SB(MM-296-AC) | 5 | 5 | | D | | | | | | | | | |
| Bolt-square-No. 10-24 x .92" | 383288-S(BB-390-FE) | 2 | | | | | | | | | | | | |
| Screw(rectifier to rr. hsg.)-No.8-32 x 7/8" | 384756-S(UU-52-AR) | | | 4 | 4 | | | | | | | | | |
| Bolt-swage-No. 10-24 x 11/16" | 384753-S88(BB-390-JX) | | | C | D | | | | | | | | | |
| BEARING (REAR) | D20Z 10A304-A *GE-31 | A | | C | D | | | | | | | | | |
| | D4HZ 10A304-A *GE-39 | | B | | | | | | | | | | | |
| WIRE ASSY(ALTERNATOR)-2 1/2"long | D20Z 10C307-A | | | C | D | | | | | | | | | |
| RING (ROTOR SLIP) | 10328 | | | | | | | | | | | | | |
| | ★ C7TZ 10328-A r/b C7TZ 10328-AMR | | B | | | | | | | | | | | |
| | D20Z 10328-A | | | C | D | | | | | | | | | |
| INSULATOR (TERMINAL) | 10329 | | | | | | | | | | | | | |
| Red-1/4" I.D. x 7/8" O.D. x 7/32" thick (battery) | ★ C5AZ 10329-A r/b D1AZ 10A383-A | 2 | 2 | | | | | | | | | | | |
| White-3/16" I.D. x 5/8" O.D. x 7/32" thick | C7TZ 10329-B | A | B | | | | | | | | | | | |
| Purple-3/16" I.D. x 5/8" O.D. x 1/4" thick | C7AZ 10329-A | A | | | | | | | | | | | | |
| Red-5/8" I.D. x 21/64" thick | ★ D0AZ 10329-A r/b D1AZ 10A383-A | | | C | D | | | | | | | | | |
| Nut-1/4"-20 hex. hd. (battery terminal) | 383256-S (MM-296-AE) | | B | | | | | | | | | | | |
| HOUSING (FRONT)-incl. bearing | 10333 | | | | | | | | | | | | | |
| | D4HZ 10333-A *GD-351 | A | B | | | | | | | | | | | |
| | D3VY 10333-A *GD-323-A | | | C | D | | | | | | | | | |

1973/79
TRUCK SERIES 100/500

| DESCRIPTION/RESTRICTIONS | PART NUMBER | ALTERNATOR PARTS LISTS 2A THRU 2M | | | | | | | | | | | | |
|--|---|-----------------------------------|---|---|---|---|---|---|---|---|---|---|---|--|
| | | A | B | C | D | E | F | G | H | J | K | L | M | |
| Notes: Refer to group 10346 in Section 103 for ALTERNATOR COMPONENT INFORMATION | | | | | | | | | | | | | | |
| HOUSING (REAR)-incl. bearing 10334 | | | | | | | | | | | | | | |
| | C7AZ 10334-A *GH-304 | A | | | | | | | | | | | | |
| | D4HZ 10334-A *GH-316 | | B | | | | | | | | | | | |
| | D7VZ 10334-A *GH-314-B | | | C | D | | | | | | | | | |
| ROTOR ASSY. 10335 | | | | | | | | | | | | | | |
| | C7TZ 10335-A *GM-342 | A | B | | | | | | | | | | | |
| | D30Z 10335-A *GM-446 | | | C | | | | | | | | | | |
| | D9ZZ 10335-B *GM-462 | | | | D | | | | | | | | | |
| STATOR and COIL ASSY 10336 | | | | | | | | | | | | | | |
| | C7TZ 10336-A *GC-300 | A | | | | | | | | | | | | |
| | D4TZ 10336-A | | B | | | | | | | | | | | |
| | D20Z 10336-A *GC-311 | | | C | D | | | | | | | | | |
| BRUSH SET 10347 | | | | | | | | | | | | | | |
| Consists of 2-D2TF 10A367-AA brush assy. | D0AZ 10347-B *GB-120-A | A | | | | | | | | | | | | |
| Consists of 2-D4HF 10A367-AA brush assy. | ★ D4HZ 10347-A *GB-302 r/b D4HZ 10347-B(8/79) | | B | | | | | | | | | | | |
| | D20Z 10347-B *GB-128-A | | | C | D | | | | | | | | | |
| Consists of 1-D20F 10260-AA Holder 2-C5AZ 10349-A Spring 2-D20F 10A367-BB Terminal | | | | | | | | | | | | | | |
| SPRING (BRUSH) 10349 | | | | | | | | | | | | | | |
| | C5AZ 10349-A *GY-913 | 2 | | 2 | 2 | | | | | | | | | |
| | D4HZ 10349-A | | 2 | | | | | | | | | | | |
| HOLDER (BRUSH) 10351 | | | | | | | | | | | | | | |
| | D0AZ 10351-A *GY-975 | A | | | | | | | | | | | | |
| | D4HZ 10351-A | | B | | | | | | | | | | | |
| Bolt-square neck-No. 24 x 31/32" | 383704-S (BB-705-A) | | 2 | | | | | | | | | | | |
| Screw (holder to rr. hsg)-No.-32 x 5/8" | 384755-S2(UU-5-DA) | | | 2 | 2 | | | | | | | | | |
| RETAINER (FRONT BEARING) 10355 | | | | | | | | | | | | | | |
| | C7TZ 10A355-A *GY-840 | A | B | | | | | | | | | | | |
| Refer group 10A303 in this parts list | | | | C | | | | | | | | | | |
| Bolt-hex. head-No. 10-32 x 3/8" | 379201-S100 (UU-52-E) | 3 | 3 | | | | | | | | | | | |
| STOP (ROTOR) 10A360-A | | | | | | | | | | | | | | |
| | C5AZ 10A360-A | | | C | D | | | | | | | | | |
| COVER and BRUSH ASSY. 10B363-A | | | | | | | | | | | | | | |
| | D0AZ 10B363-A *GB-123 | A | | | | | | | | | | | | |
| | D4HZ 10B363-A *GB-303 | | B | | | | | | | | | | | |
| Screw-self-tapping-hex. washer head-No. 8-32 x 1/2" | 40917-S8 (U-257) | 3 | | | | | | | | | | | | |
| COVER (BRUSH) 10B367-A | | | | | | | | | | | | | | |
| | D0AZ 10B367-A *GY-976 | A | | | | | | | | | | | | |
| | D4HZ 10B367-A | | B | | | | | | | | | | | |

NOTICE: When the parts list suffix is shown in the quantity required column, the quantity is one (1).

1973/79
TRUCK SERIES 100/500

MOTORCRAFT 70 AMP.

| DESCRIPTION/RESTRICTIONS | PART NUMBER | ALTERNATOR PARTS LISTS 2A THRU 2M | | | | | | | | | | | | |
|--|-----------------------|-----------------------------------|---|---|---|---|---|---|---|---|---|---|---|--|
| | | A | B | C | D | E | F | G | H | J | K | L | M | |
| Notes: Refer to group 10346 in Section 103 for ALTERNATOR COMPONENT INFORMATION | | | | | | | | | | | | | | |
| GASKET (BRUSH COVER) | C7TZ 10B368-A | A | | | | | | | | | | | | |
| | D4HZ 10B368-A | | B | | | | | | | | | | | |
| PLATE (NEGATIVE CONDUCTOR) | D1AZ 10B371-A | A | | | | | | | | | | | | |
| | ★ D4HZ 10B371-A | | B | | | | | | | | | | | |
| | r/b D4TZ 10304-A | | | | | | | | | | | | | |
| Rivet—semi-tubular—3/32" x 11/32" | ★ 63315-S8 | 2 | | | | | | | | | | | | |
| TERMINAL (STATOR) | D20Z 10383-A | | | 3 | 3 | | | | | | | | | |
| INSULATOR (DIODE PLATE) | 10A383 | | | | | | | | | | | | | |
| Red—3/16" x 19/32" x 43/64" | C9AZ 10A383-A | A | B | | | | | | | | | | | |
| | *GY-843-A | | | | | | | | | | | | | |
| Red—1/4" x 3/4" x 1 27/32" | C7TZ 10A383-A | 2 | 2 | | | | | | | | | | | |
| | D3VY 10A383-A | | | 2 | 2 | | | | | | | | | |
| | *GY-1301 | | | | | | | | | | | | | |
| TERMINAL KIT (ALTERNATOR) | D1AZ 10A383-A | A | B | C | D | | | | | | | | | |
| Consists of | | | | | | | | | | | | | | |
| 1-D0AZ 10329-A Insulator 1-D0AF 10A383-A Insulator | | | | | | | | | | | | | | |
| BOLT (THRU) | 10A396 | | | | | | | | | | | | | |
| Hex. head—incl. washer—No. 12-24 x 3" | C7TZ 10A396-A | 3 | 3 | | | | | | | | | | | |
| | *GY-841 | | | | | | | | | | | | | |
| Hex. hd—1/4"—20 x 2" | D20Z 10A396-A | | | 4 | 4 | | | | | | | | | |
| CAPACITOR (RADIO) | 18827 | | | | | | | | | | | | | |
| | D1AZ 18827-A | A | B | | | | | | | | | | | |
| | D20Z 18827-A | | | C | D | | | | | | | | | |
| Screw (capacitor to hsg)—No. 8-32 x 1/4" | 384754-S7-8(UU-51-CX) | | | C | D | | | | | | | | | |

| DESCRIPTION/RESTRICTIONS | PART NUMBER | ALTERNATOR PARTS LISTS 3A THRU 3M | | | | | | | | | | | | |
|--|-------------------------------------|-----------------------------------|---|---|---|---|---|---|---|---|---|---|---|--|
| | | A | B | C | D | E | F | G | H | J | K | L | M | |
| BOARD ASSY. (ALTERNATOR CIRCUIT) | D20Z 10B301-A *GY-1025 | A | B | C | | | | | | | | | | |
| Pin - 3/32" x 7/16" | 384758-S(NN-124-ZA) | 2 | 2 | 2 | | | | | | | | | | |
| BEARING (FRONT) | 10A303 | | | | | | | | | | | | | |
| | C9ZZ 10094-A *GE-21 | A | B | C | | | | | | | | | | |
| Screw & washer (retain brg. in hsg.) - No. 10 - 24 x 7/16" | 384757-S2 (UU-52-P) | | 3 | | | | | | | | | | | |
| RECTIFIER ASSY. | 10304 | | | | | | | | | | | | | |
| | D4VY 10304-A *GY-1302-A | A | B | C | | | | | | | | | | |
| Bolt-swage-No. 10-24 x 11/16" | 384753-S8B(BB-390-JX) | A | B | C | | | | | | | | | | |
| Bolt-swage-1/4"-20 x 61/64" | ★ 383760-S | | B | C | | | | | | | | | | |
| Bolt-No.6-32 x 3/16" | 384279-57-8(BB-541-CX) | | B | C | | | | | | | | | | |
| Nut-1/4"-20 (terminal) | 383256-S(MM-296-AE) | | B | C | | | | | | | | | | |
| Screw (rectifier to hsg.)-No. 8-32 x 7/8" | 384756-S2(UU-52-AR) | | 4 | 4 | | | | | | | | | | |
| WIRE ASSY. (ALTERNATOR) - 2 1/2" long | D20Z 10C307-A | A | B | C | | | | | | | | | | |
| RING (ROTOR SLIP) | D20Z 10328-A | A | B | C | | | | | | | | | | |
| INSULATOR (TERMINAL) - Red | ★ DOAZ 10329-A r/b D1AZ 10A383-A | A | | C | | | | | | | | | | |
| HOUSING and BEARING (FRONT) | D3VY 10333-A *GD-323-A | A | B | C | | | | | | | | | | |
| HOUSING and BEARING (REAR) | 10334 | | | | | | | | | | | | | |
| | D7VZ 10334-A *GH-314-B | A | B | C | | | | | | | | | | |
| Nut-No.10-24 (terminal) | 383255-S(MM-296-AC) | | B | C | | | | | | | | | | |
| ROTOR ASSY. | D30Z 10335-A *GM-446 | A | B | | | | | | | | | | | |
| | D9VY 10335-A *GM-463 | | | C | | | | | | | | | | |
| STATOR and COIL ASSY. | D3VY 10336-A *GC-312 | A | B | C | | | | | | | | | | |
| BRUSH SET | D20Z 10347-B | A | B | C | | | | | | | | | | |
| Consists of 1-D20F 10260-AA Holder 2-C5AZ-10349-A Spring 2-D20F 10A367-BB Terminal & bearings | | | | | | | | | | | | | | |
| Screw-No. 8-32 x 5/8" | 384755-S(UU-51-DA) | 2 | 2 | 2 | | | | | | | | | | |
| SPRING (BRUSH) | C5AZ 10349-A | 2 | 2 | C | | | | | | | | | | |
| RETAINER (FRONT BEARING) | 10A355 | | | | | | | | | | | | | |
| Refer to group 10A303 in this parts list | | | | | | | | | | | | | | |
| ROTOR (STOP) | C5AZ 10A360-A | A | B | C | | | | | | | | | | |
| TERMINAL (STATOR) | D20Z 10383-A | 3 | | | | | | | | | | | | |
| TERMINAL KIT | D1AZ 10A383-A | A | B | C | | | | | | | | | | |
| Consists of 1-D0AF 10329-A Insulator 1-D0AF 10A383-A Insulator | | | | | | | | | | | | | | |
| INSULATOR (DIODE PLATE) | D3VY 10A383-A *GY-1301 | 2 | 2 | 2 | | | | | | | | | | |
| BOLT (THRU)-hex. head-1/4"-20 x 2" | D20Z 10A396-A | 4 | 4 | 4 | | | | | | | | | | |
| CAPACITOR (RADIO) | 18827 | | | | | | | | | | | | | |
| Outside | D20Z 18827-A | A | B | C | | | | | | | | | | |
| Inside | C6AZ 18827-A | A | | | | | | | | | | | | |
| Screw (capacitor to hsg.)- No. 8-32 x 1/4" | 384754-S7-8(UU-51-CX) | | B | C | | | | | | | | | | |

1973/79 TRUCK SERIES 100/500

11001-2 STARTER MOTOR

HOW TO FIND STARTERS and COMPONENTS

By IDENTIFICATION:

1. Refer to Identification Chart below
2. Check marking (on starter housing) against identification numbers
3. Select and refer to appropriate Parts List Section and Number
4. If basic number is not known refer to Illustration Page shown, or to the Alphabetical Index which follows the General Information Section of this Catalog
5. Select part number shown for affected Parts List. If more than one part number is shown refer to Description and Restrictions for clarification
6. Quantity of parts shown in columns A, B or C etc.
7. Parts are listed numerically

By MODEL APPLICATION:

1. Refer to Model Application Chart beginning on page 3
2. Refer to appropriate Year, Model and Engine

Identification Example

D2AF 11001-BA is listed in Parts List Section 110.1, Column D.

Model Application Example

1973 F100 (8 cyl. 360) uses starter C30Z 11002-C. Internal parts for this starter are listed in Parts List Section 110.1, Column D.

● Details not available

IDENTIFICATION CHART

| IDENTIFICATION | MAKE | PARTS LIST SEC. & NO. | TYPE | PART NUMBER | | ILLUS Sec. 110 PAGE |
|----------------|------------|-----------------------|---------------------|-----------------------------|---------------------------|---------------------|
| | | | | SERVICE STARTER ASSEMBLY | REPLACED BY | |
| D2AF 11001-BA | Ford | 110.1D | Positive engagement | C30Z 11002-C *SA-628 | | 1 |
| D2AF 11001-CA | Ford | 110.1A | Positive engagement | ★ C20Z 11002-B *SA-66 | D40Z 11002-A *SA-660-A | 1 |
| D2AF 11001-DA | Ford | 110.1B | Positive engagement | ★ C5TZ 11002-D *SA-661 | D7TZ 11002-A *SA-712-A | 1 |
| D2AF 11001-EA | Ford | 110.2A | Positive engagement | ★ C8VY 11002-C *SA-658 | D7AZ 11002-B *SA-717 | 2 |
| D2HS 11001-DA | Delco Remy | ● | Positive engagement | ★ D0TZ 11002-B *SA-672 | D8HZ 11002-E *SA-726 | |
| D20F 11001-AA | Ford | 110.1D | Positive engagement | ★ C30Z 11002-C *SA-628 | D7DZ 11002-B *SA-706-A | 1 |
| D2TF 11001-AA | Ford | 110.1C | Positive engagement | ★ C4TZ 11002-B *SA-625 | D7HZ 11002-A *SA-713-A | 1 |
| D2TF 11001-BA | Ford | 110.1C | Positive engagement | ★ C4TZ 11002-B *SA-625 | D7HZ 11002-A *SA-713-A | 1 |
| D3TF 11001-CA | Ford | 110.2B | Positive engagement | ★ D3TZ 11002-C *SA-676 | D7AZ 11002-B *SA-717 | 2 |
| D3TF 11001-DA | Ford | 110.2B | Positive engagement | ★ D3TZ 11002-C *SA-676 | D7AZ 11002-B *SA-717 | 2 |
| D4HS 11001-CA | Delco Remy | ● | Positive engagement | ★ D0TZ 11002-B *SA-672 | D8HZ 11002-E *SA-726 | |
| D5AF 11001-AB | Ford | 110.2E | Positive engagement | ★ D5AZ 11002-A *SA-693 | D7AZ 11002-B *SA-717 | 1 |
| D5AF 11001-EA | Ford | 110.1L | Positive engagement | ★ D5AZ 11002-C *SA-701 | D7AZ 11002-A *SA-701-A | 1 |
| D50F 11001-AA | Ford | 110.1F | Positive engagement | ★ D40Z 11002-A *SA-660-A | D70Z 11002-A *SA-709-A | 1 |
| D50F 11001-BA | Ford | 110.1F | Positive engagement | ★ D40Z 11002-A *SA-660-A | D70Z 11002-A *SA-709-A | 1 |

1973/79
TRUCK SERIES 100/500

IDENTIFICATION CHART

| IDENTIFICATION | MAKE | PARTS LIST SEC. & NO. | TYPE | PART NUMBER | | ILLUS Sec. 110 PAGE |
|---|------|-----------------------------|---------------------|-----------------------------|---------------------------|---------------------------|
| | | | | SERVICE STARTER ASSEMBLY | REPLACED BY | |
| 11001-2 (STARTER MOTOR) — Cont'd | | | | | | |
| D5TF 11001-AA | Ford | 110.1E | Positive engagement | ★ D4TZ 11002-D *SA-661-A | D7TZ 11002-A *SA-712-A | 1 |
| D5TF 11001-BA | Ford | 110.2C | Positive engagement | ★ D5TZ 11002-A *SA-691 | D7AZ 11002-B *SA-717 | 2 |
| D5TF 11001-DA | Ford | 110.1E | Positive engagement | D4TZ 11002-D *SA-661-A | | 1 |
| D6AF 11001-AA | Ford | 110.2F | Positive engagement | ★ D6AZ 11002-A *SA-704 | D7AZ 11002-B *SA-717 | 2 |
| D6BF 11001-BA | Ford | 110.1M | Positive engagement | ★ D6DZ 11002-B *SA-706 | D7DZ 11002-B *SA-706-A | 1 |
| D60F 11001-AA | Ford | 110.1G | Positive engagement | ★ D60Z 11002-A *SA-709 | D70Z 11002-A *SA-709-A | 1 |
| D6TF 11001-AA | Ford | 110.1H | Positive engagement | ★ D6TZ 11002-A *SA-713 | D7HZ 11002-A *SA-713-A | 1 |
| D6TF 11001-BA | Ford | 110.1J | Positive engagement | ★ D6TZ 11002-B *SA-710 | D7DZ 11002-B *SA-706-A | 1 |
| D6TF 11001-CA | Ford | 110.2D | Positive engagement | ★ D6TZ 11002-C *SA-711 | D7AZ 11002-B *SA-717 | 2 |
| D6TF 11001-DA | Ford | 110.1K | Positive engagement | ★ D6TZ 11002-D *SA-712 | D7TZ 11002-A *SA-712-A | 1 |
| D8AF 11001-AA | Ford | 110.1N | Positive engagement | D7AZ 11002-A *SA-701-A | | 3 |
| D8AF 11001-BA | Ford | 110.1R | Positive engagement | D7AZ 11002-B *SA-717 | | 3 |
| D8FF 11001-HA | Ford | 110.1T | Positive engagement | B7TZ 11002-B *SA-722 | | 3 |
| D8HF 11001-AA | Ford | 110.1S | Positive engagement | D7HZ 11002-A *SA-713-A | | 3 |
| D80F 11001-AA | Ford | 110.1P | Positive engagement | D70Z 11002-A *SA-709-A | | 3 |
| D8TF 11001-AA | Ford | 110.1Q | Positive engagement | D7TZ 11002-A *SA-712-A | | 3 |

**1973/79
TRUCK SERIES 100/500**

11001-2 STARTER MOTOR cont'd.

Determine year, model, engine and/or identification. Find service Starter as well as Armature, Brushes, Drive and Bearings in adjacent columns.

(Also see Page 1 of this section for PARTS LIST instructions and STARTER IDENTIFICATION CHART)

APPLICATION CHART

| MODEL | ENGINE | | IDENT. | PARTS LIST SEC. & NO. | SERVICE STARTER ASSEMBLY | STARTER COMPONENTS | | | | ILL. SEC. 110 PAGE |
|-------|--------|--------------------|--------|--------------------------|--------------------------------|--------------------|---------------|--------------|----------------------|-----------------------------|
| | CYL. | C.I.D. (C.C.D.) | | | | DRIVE | CODE ☆ | | | |
| | | | | | | | ARMA- TURE | BRUSH SET | BEARING FRT. REAR | |

☆ Refer to the Code Cross Reference Chart following this listing

● Details not available

NOTE 1 - Special - for excessive stop-and-go operations. Uses cable
D5HS 14431-BA and jumper wire C8TA 11A003-A(S). Units w/11" clutch use spacer D4US 11N004-AA
(2) bushings C8TA 11A081-A(S), (3) bolts 42961-S8 (5/16"-18 x 1") and (3) nuts 34806-S2 (5/16-18)

11001-2 STARTER MOTOR - Cont'd

| 1973/74 | | | | | | | | | | | |
|--|----------|------------|---------------------------------|--------|--|--|---|---|---|---|---|
| E100/300 -- M/T "Before Ser. T80,001" | 6&8 | All | D2AF 11001-DA | 110.1B | ★ C5TZ 11002-D *SA-661 r/bD7TZ 11002-A | ★ C6VY 11350-A *SD-175 r/bD6PZ 11350-B | e | f | a | b | 1 |
| F100/350 -- M/T "Before Ser. T80,001" | 6 | All | | | | | | | | | |
| P350/500 -- M/T "Before Ser. T80,001" | 6 | All | | | | | | | | | |
| F100 -- M/T "Before Ser. T80,001" | 8 | 302 | | | | | | | | | |
| E100/300 -- M/T "From Ser. T80,001" | 6&8 | All | D5TF 11001-AA, DA | 110.1E | ★ D4TZ 11002-D *SA-661-A r/bD7TZ 11002-A | ★ C6VY 11350-A *SD-175 r/bD6PZ 11350-B | e | f | c | b | 1 |
| F100/350 -- M/T "From Ser. T80,001" | 6 | All | | | | | | | | | |
| P350/500 -- M/T "From Ser. T80,001" | 6 | All | | | | | | | | | |
| F100 -- M/T "From Ser. T80,001" | 8 | 302 | | | | | | | | | |
| E100/300 -- A/T F100 -- A/T | 6&8 8 | All 302 | D2AF 11001-CA | 110.1A | ★ C20Z 11002-B *SA-660 r/bD60Z 11002-A | ★ C6VY 11350-A *SD-175 r/bD6PZ 11350-B | e | f | a | b | 1 |
| F100/350 -- A/T | 6 | All | | | | | | | | | |
| P350/500 -- A/T | 6 | All | | | | | | | | | |
| B-F500 | 6 | All | | | | | | | | | |
| P350/500 -- M/T NOTE 1 | 6 | 300 | D2HS 11001-DA D4HS 11001-CA | ● | ★ D0TZ 11002-B *SA-672 r/bD8HZ 11002-E | | | | | | |
| F100/350 | 8 | 360,390 | D2AF 11001-BA, D20F 11001-AA | 110.1D | ★ C30Z 11002-C *SA-628 r/bD7DZ 11002-B | ★ C6VY 11350-A *SD-175 r/bD6PZ 11350-B | e | f | a | b | 1 |
| F250/350- "Before Ser. R20,001" | 8 | 460 | D2AF 11001-EA | 110.2A | ★ C8VY 11002-C *SA-658 r/bD7AZ 11002-B | ★ C8VY 11350-A *SD-176 r/bD6PZ 11350-C | e | f | c | d | 2 |
| F250/350- "From Ser. R20,001" | 8 | 460 | D3TF 11001-CA, DA | 110.2B | ★ D3TZ 11002-C *SA-676 r/bD7AZ 11002-B | ★ C8VY 11350-A *SD-176 r/bD6PZ 11350-C | e | f | c | d | 2 |
| F100,M450/500 B-F500 | 8 | 460 All | D2TF 11001-AA, BA | 110.1C | ★ C4TZ 11002-B *SA-625 r/bD7HZ 11002-A | ★ C6VY 11350-A *SD-175 r/bD6PZ 11350-B | e | f | a | b | 1 |

1973/79
TRUCK SERIES 100/500

APPLICATION CHART

| MODEL | ENGINE | | IDENT. | PARTS LIST SEC. & NO. | SERVICE STARTER ASSEMBLY | STARTER COMPONENTS | | | | ILL. SEC. 110 PAGE |
|-------|--------|--------------------|--------|--------------------------|--------------------------|--------------------|-----------|-----------|-------------------|--------------------|
| | CYL. | C.I.D. (C.C.D.) | | | | DRIVE | CODE ☆ | | | |
| | | | | | | | ARMA-TURE | BRUSH SET | BEARING FRT. REAR | |

☆ Refer to the Code Cross Reference Chart following this listing

● Details not available

NOTE 1 - Special - for excessive stop-and-go operations. Uses cable
D5HS 14431-BA and jumper wire C8TA 11A003-A(S). Units w/11" clutch use spacer D4US 11N004-AA
(2) bushings C8TA 11A081-A(S), (3) bolts 42961-S8 (5/16"-18 x 1") and (3) nuts 34806-S2 (5/16-18)

11001-2 STARTER MOTOR — Cont'd

1975

| MODEL | CYL. | C.I.D. (C.C.D.) | IDENT. | PARTS LIST SEC. & NO. | SERVICE STARTER ASSEMBLY | STARTER COMPONENTS | ILL. SEC. 110 PAGE |
|--|------|--------------------|------------------------------|--------------------------|-------------------------------|---------------------------|--------------------|
| F100 -- A/T | 8 | 302 | D50F 11001-AA, BA | 110.1F | ★ D40Z 11002-A *SA-660-A | ★ C6VY 11350-A *SD-175 | e f c b 1 |
| F100/350 -- A/T | 6 | All | | | */b D60Z 11002-A | */b D6PZ 11350-B | |
| E100/350 -- A/T | 6&8 | 300,351 | | | | | |
| P350/500 -- A/T | 6 | All | | | | | |
| B-F500 | 6 | All | | | | | |
| P350/500 -- M/T | 6 | 300 | D2HS 11001-DA, D4HS 11001-CA | ● | ★ D0TZ 11002-B *SA-672 | | |
| NOTE 1 | | | | | */b D8HZ 11002-E | | |
| F100/350- "Before Ser. X20,001" | 8 | 360,390 | D2AF 11001-BA, D20F 11001-AA | 110.1D | ★ C30Z 11002-C *SA-628 | ★ C6VY 11350-A *SD-175 | e f a b 1 |
| M450/500 | 8 | 360,390 | | | */b D7DZ 11002-B | */b D6PZ 11350-B | |
| F100/350 "From Ser. X20,001" | 8 | 360,390 | D6TF 11001-BA | 110.1J | ★ D6TZ 11002-B *SA-710 | D6PZ 11350-B *SD-302 | e f c b 1 |
| | | | | | */b D7DZ 11002-B | | |
| B-F500 "Before Ser. X40,001" | 8 | All | D2TF 11001-AA, BA | 110.1C | ★ C4TZ 11002-B *SA-625 | ★ C6VY 11350-A *SD-175 | e f a b 1 |
| | | | | | */b D7HZ 11002-A *SA-713-A | */b D6PZ 11350-B | |
| B-F500 "From Ser. X40,001" | 8 | 330 | D6TF 11001-AA | 110.1H | ★ D6TZ 11002-A *SA-713 | D6PZ 11350-B *SD-302 | h f c b 1 |
| | | | | | */b D7HZ 11002-A | | |
| F100/350 -- M/T "Before Ser. X40,001" | 6 | 300 | D5TF 11001-AA, DA | 110.1E | ★ D4TZ 11002-D *SA-661-A | ★ C6VY 11350-A *SD-175 | e f c b 1 |
| F100 -- M/T "Before Ser. X40,001" | 8 | 302 | | | */b D7TZ 11002-A | */b D6PZ 11350-B | |
| E100/250 -- M/T "Before Ser. X40,001" | 6&8 | 300,351 | | | | | |
| P350/500 -- M/T "Before Ser. X40,001" | 6 | All | | | | | |
| F100/350 -- M/T "From Ser. X40,001" | 6 | 300 | D6TF 11001-DA | 110.1K | ★ D6TZ 11002-D *SA-712 | D6PZ 11350-B *SD-302 | e f c b 1 |
| F100 -- M/T "From Ser. X40,001" | 8 | 302 | | | */b D7TZ 11002-A | | |
| E100/250 -- M/T "From Ser. X40,001" | 6&8 | 300,351 | | | | | |
| P350/500 -- M/T "From Ser. X40,001" | 6 | All | | | | | |
| F150/350- "Before Ser. X20,001" | 8 | 460 | D5TF 11001-BA | 110.2C | ★ D5TZ 11002-A *SA-691 | ★ C8VY 11350-A *SD-176 | e f e d 2 |
| M450/500 "Before Ser. X20,001" | 8 | 460 | | | */b D7AZ 11002-B | */b D6PZ 11350-C | |
| E250/350 | 8 | 460 | | | | | |
| E-F150/350 "From Ser. X20,001" | 8 | 460 | D6TF 11001-CA | 110.2D | ★ D6TZ 11002-C *SA-711 | D6PZ 11350-C *SD-303 | g f c d 1 |
| M450/500 "From Ser. X20,001" | 8 | 460 | | | */b D7AZ 11002-B | | |

**1973/79
TRUCK SERIES 100/500**

APPLICATION CHART

| MODEL | ENGINE | | IDENT. | PARTS LIST SEC. & NO. | SERVICE STARTER ASSEMBLY | STARTER COMPONENTS | | | | ILL. SEC. 110 PAGE |
|-------|--------|--------------------|--------|--------------------------|--------------------------|--------------------|-----------|-----------|-------------------|--------------------|
| | CYL. | C.I.D. (C.C.D.) | | | | DRIVE | CODE ☆ | | | |
| | | | | | | | ARMA-TURE | BRUSH SET | BEARING FRT. REAR | |

☆ Refer to the Code Cross Reference Chart following this listing

11001-2 STARTER MOTOR — Cont'd

1976

NOTE 2 - Production of some F100/350 trucks included D7TZ 11N004-A spacer with D5AF-EA starter on 351M/400 to eliminate flywhl/str interference. A few trucks used D6AF-AA starter on 351M/400 eng. to correct this temporary problem.

| | | | | | | | | | | | |
|-----------------|-----|---------|----------------------|--------|---------------------------|---------------------------|---|---|---|---|---|
| F100 -- A/T | 8 | 302 | D60F 11001-AA | 110.1G | ★ D60Z 11002-A *SA-709 | D6PZ 11350-B *SD-302 | e | f | c | b | 1 |
| E100/350 -- A/T | 6&8 | 300,351 | | | r/bD70Z 11002-A | | | | | | |
| F100/350 -- A/T | 6 | 300 | | | | | | | | | |
| B-F500 | 6 | 300 | | | | | | | | | |
| P350/500 -- A/T | 6 | 300 | | | | | | | | | |
| B-F500 | 8 | 330 | D6TF 11001-AA | 110.1H | ★ D6TZ 11002-A *SA-713 | D6PZ 11350-B *SD-302 | h | f | c | b | 1 |
| | | | | | r/bD7HZ 11002-A | | | | | | |
| F100/350 | 8 | 360,390 | D6TF 11001-BA | 110.1J | ★ D6TZ 11002-B *SA-710 | D6PZ 11350-B *SD-302 | e | f | c | b | 1 |
| M450/500 | 8 | 360,390 | | | r/bD7DZ 11002-B | | | | | | |
| E-F100/350 | 8 | 460 | D6TF 11001-CA | 110.2D | ★ D6TZ 11002-C *SA-711 | D6PZ 11350-C *SD-303 | g | f | c | d | 1 |
| M450/500 | 8 | 460 | | | r/bD7AZ 11002-B | | | | | | |
| E-F100/350 | 8 | 460 | D3TF 11001-CA, DA | 110.2B | ★ D3TZ 11002-C *SA-676 | ★ C8VY 11350-A *SD-176 | e | f | c | d | 2 |
| M450/500 | 8 | 460 | | | r/bD7AZ 11002-B | r/bD6PZ 11350-C | | | | | |
| F100 -- M/T | 8 | 302 | D6TF 11001-DA | 110.1K | ★ D6TZ 11002-D *SA-712 | D6PZ 11350-B *SD-302 | e | f | c | b | 1 |
| E100/350 -- M/T | 6&8 | 300,351 | | | r/bD7TZ 11002-A | | | | | | |
| F100/350 -- M/T | 6 | 300 | | | | | | | | | |
| P350/500 -- M/T | 6 | 300 | | | | | | | | | |

1977

| | | | | | | | | | | | |
|---|-----|--------------|---------------|--------|--|--|---|---|---|---|---|
| F100/350 NOTE 2 "Before Ser. Y00,000" | 8 | 351M, 400 | D5AF 11001-EA | 110.1L | ★ D5AZ 11002-C *SA-701 | ★ C6VY 11350-A *SD-175 | e | f | c | b | 1 |
| F100/350 "From Ser. Y00,000" | 8 | 351M, 400 | D8AF 11001-AA | 110.1N | r/bD7AZ 11002-A D7AZ 11002-A *SA-701-A | r/bD6PZ 11350-B D6PZ 11350-B *SD-302 | m | j | c | b | 3 |
| E100/350 -- A/T "Before Ser. Y00,000" | 6&8 | 300,351 | D60F 11101-AA | 110.1G | ★ D60Z 11002-A *SA-709 | D6PZ 11350-B *SD-302 | e | f | c | b | 1 |
| F100/150 -- A/T "Before Ser. Y00,000" | 8 | 302 | | | r/bD70Z 11002-A | | | | | | |
| F100/350 -- A/T "Before Ser. Y00,000" | 6 | 300 | | | | | | | | | |
| B-F500 "Before Ser. Y00,000" | 6 | 300 | | | | | | | | | |
| P500 -- A/T "Before Ser. Y00,000" | 6 | 300 | | | | | | | | | |

1973/79
TRUCK SERIES 100/500

APPLICATION CHART

| MODEL | ENGINE | | IDENT. | PARTS LIST SEC. & NO. | SERVICE STARTER ASSEMBLY | STARTER COMPONENTS | | | | | ILL. SEC. 110 PAGE |
|-------|--------|--------------------|--------|--------------------------|--------------------------|--------------------|-----------|-----------|---------|--|--------------------|
| | CYL. | C.I.D. (C.C.D.) | | | | DRIVE | CODE ☆ | | | | |
| | | | | | | | ARMA-TURE | BRUSH SET | BEARING | | |
| | | FRT. | REAR | | | | | | | | |

☆ Refer to the Code Cross Reference Chart following this listing

11001-2 STARTER MOTOR — Cont'd

● Details not available

NOTE 2 — Production of some F100/350 trucks included D7TZ 11N004-A spacer with D5AF-EA starter on 351M/400 to eliminate flywhl/str interference. A few trucks used D6AF-AA starter on 351M/400 eng. to correct this temporary problem.

1977

| | | | | | | | | | | | |
|---|-----|--------------|---------------|--------|---|-------------------------|---|---|---|---|---|
| E100/350 -- A/T "From Ser. Y00,000" | 6&8 | 300,351 | D80F 11001-AA | 110.1P | D70Z 11002-A *SA-709-A | D6PZ 11350-B *SD-302 | m | j | c | b | 3 |
| F100/150 -- A/T "From Ser. Y00,000" | 8 | 302 | | | | | | | | | |
| F100/350 -- A/T "From Ser. Y00,000" | 6 | 300 | | | | | | | | | |
| B-F500 "From Ser. Y00,000" | 6 | 300 | | | | | | | | | |
| P500 -- A/T "From Ser. Y00,000" | 6 | 300 | | | | | | | | | |
| B-F500- "Before Ser. 060,001" | 8 | 330 | D6TF 11001-AA | 110.1H | ★ D6TZ 11002-A *SA-713 /bD7HZ 11002-A | D6PZ 11350-B *SD-302 | h | f | c | b | 1 |
| B-F500 "From Ser. 060,001" | 8 | 330 | D8HF 11001-AA | 110.1S | D7HZ 11002-A *SA-713-A | D6PZ 11350-B *SD-302 | g | j | c | b | 3 |
| E-F100/350 Before Ser. 020,000" | 8 | 460 | D6TF 11001-CA | 110.2D | D6TZ 11002-C *SA-711 | D6PZ 11350-C *SD-303 | g | f | c | d | 1 |
| E-F100/350 "From Ser. 020,000 to Y40,001" | 8 | 460 | D6AF 11001-AA | 110.2F | ★ D6AZ 11002-A *SA-704 /bD7AZ 11002-B | D6PZ 11350-C *SD-303 | g | f | c | d | 1 |
| F100/350 NOTE 2 | 8 | 351M, 400 | | | | | | | | | |
| E-F100/350 "From Ser. Y40,001" | 8 | 460 | D8AF 11001-BA | 110.1R | D7AZ 11002-B *SA-717 | D6PZ 11350-B *SD-302 | m | j | c | k | 3 |
| E100/350 -- M/T "Before Ser. Y00,000" | 6&8 | 300,351 | D6TF 11001-DA | 110.1K | ★ D6TZ 11002-D *SA-712 /bD7TZ 11002-A | D6PZ 11350-B *SD-302 | e | f | c | b | 1 |
| F100 -- M/T "Before Ser. Y00,000" | 8 | 302 | | | | | | | | | |
| F100/350 -- M/T "Before Ser. Y00,000" | 6 | 300 | | | | | | | | | |
| P500 -- M/T "Before Ser. Y00,000" | 6 | 300 | | | | | | | | | |
| E100/350 -- M/T "From Ser. Y00,000" | 6&8 | 300,351 | D8TF 11001-AA | 110.1Q | D7TZ 11002-A *SA-712-A | D6PZ 11350-B *SD-302 | m | j | c | b | 3 |
| F100 -- M/T "From Ser. Y00,000" | 8 | 302 | | | | | | | | | |
| F100/350 -- M/T "From Ser. Y00,000" | 6 | 300 | | | | | | | | | |
| P500 -- M/T "From Ser. Y00,000" | 6 | 300 | | | | | | | | | |

1978/

| | | | | | | | | | | | |
|-----------------|-----|--------------|---------------|--------|---------------------------|-------------------------|---|---|---|---|---|
| E100/350 -- M/T | 6&8 | 300,302,351 | D8TF 11001-AA | 110.1Q | D7TZ 11002-A *SA-712-A | D6PZ 11350-B *SD-302 | m | j | c | b | 3 |
| F100/350 -- M/T | 6&8 | 300,302 | | | | | | | | | |
| E100/350 -- A/T | 6&8 | 300,302,351 | D80F 11001-AA | 110.1P | D70Z 11002-A *SA-709-A | D6PZ 11350-B *SD-302 | m | j | c | b | 3 |
| F100/350 -- A/T | 6&8 | 300,302 | | | | | | | | | |
| F100/350 | 8 | 351M, 400 | D8AF 11001-AA | 110.1N | D7AZ 11002-A *SA-701-A | D6PZ 11350-B *SD-302 | m | j | c | b | 3 |
| E-F150/350 | 8 | 460 | D8AF 11001-BA | 110.1R | D7AZ 11002-B *SA-717 | D6PZ 11350-B *SD-302 | m | j | c | k | 3 |

1973/79
TRUCK SERIES 100/500

SECTION 110 7

| CODE NUMBER TO PART NUMBER LISTING—Quantity As Required | | | | | | |
|--|-----------------------------------|-------------------|--------------------|---------------|--|------|
| CODE NO. | PART NUMBER | DESCRIPTION | CODE NO. | PART NUMBER | DESCRIPTION | |
| 11001-2 STARTER MOTOR — Cont'd | | | | | | |
| a | 18 11052 | *MC-5 Bearing | q | D5AZ 11005-A | *SM-444 Armature | |
| b | DOAZ 11135-B | Bearing | h | D6TZ 11005-A | *SM-446 Armature | |
| c | D3AZ 11052-A | Bearing | j | D7AZ 11057-A | *SB-176 Brush Set | |
| d | C6VY 11135-A | *MC-189 Bearing | k | D6AZ 11135-A | *MC-189-A Bearing | |
| e | DOAZ 11005-A | *SM-335 Armature | m | D7AZ 11005-A | *SM-335-A Armature | |
| f | CODZ 11057-B | *SB-134 Brush Set | | | | |
| YEAR | MODEL/RESTRICTIONS | ENGINE | | PART NUMBER | DESCRIPTION | QTY. |
| | | CYL. | C.I.D. (C.C.D.) | | | |
| 11N004 SPACER (STARTER MOTOR) | | | | | | |
| 77 | F100/350 -- M/T | 8 | 351M, 400 | D7TZ 11N004-A | .08 thick—between D5AF—EA starter & flywheel hsg.—not on all trucks—refer Service Recall 210 | |
| 11005 Refer to group 11001-2 for Starter Parts List instructions | | | | | | |
| 11006 SHIELD (STARTER MOTOR HEAT) — Also refer to group 10A346 and refer to group 11001-2 for Starter Parts List instructions | | | | | | |
| 73/77 | B-F500 | 8 | 330 | C4TZ 11006-A | 5" long—incl. bracket—also used as alternator heat shield | 1 |
| 11K013-11415 Refer to group 11001-2 for Starter Parts List instructions | | | | | | |
| 11446 WIRING ASSY. (STARTING MOTOR SWITCH TO TRANSMISSION LOCK SWITCH)—Unless listed improvise from bulk wiring (14296) | | | | | | |
| 73/76 | M450/500 | 8 | All | D3HZ 11446-A | | 1 |
| 11450 SWITCH (STARTER MOTOR RELAY SOLENOID) | | | | | | |
| 73/78 | B-F100/500— "Before Ser. BE0,001" | 6&8 | All | B6AZ 11450-A | *SW-3— # C7AF 11450-A, C9AF 11450-A, D2AF 11450-AA, —incl. attaching parts — for dual battery relay (L.H. side), refer to group 14677 | 1 |
| 73/78 | E100/350— "Before Ser. BE0,001" | 6&8 | All | | | 1 |
| 73/77 | P350/500 | 6 | All | | | 1 |
| | | | | 55981-S2 | (U-254-D)—screw (starter relay switch attaching)—hex.hd.—1/4"—14 x 1/2" | AR |
| | | | | 20384-S8 | (B-34)—bolt (switch to frame)—1/4"—20 x 1" | 2 |
| | | | | 33795-S7 | (M-49)—nut—1/4"—20 | 2 |
| | | | | 34805-S8 | (X-62)—lockwasher—1/4" | 2 |
| | | | | 34079-S7 | (M-163)—nut (starter relay switch terminal)— No. 10-32 | 2 |
| | | | | 351256-S7 | (XX-54)—washer (terminal screw)—flat—No.10 | 2 |
| | | | | 43260-S8 | (U-1)—screw & washer (relay to plate)—hex. head—1/4"—20 x 1/2" | 2 |
| 78/ | E-F100/350— "From Ser. BE0,001" | 6&8 | All | D8DZ 11450-A | *SW-1507— # D8DF 11450-AA, D8VF 11450-AA | 1 |
| 11572 SWITCH ASSY. (IGNITION) | | | | | | |
| 73/77 | B-F500 | 6&8 | All | D0TZ 11572-A | *SW-944—6 blade terminals | 1 |
| 73/76 | F100/350 | 6&8 | All | | | 1 |
| 73/76 | E100/350 | 6&8 | All | | | 1 |
| 73/76 | M450/500 | 8 | All | | | 1 |
| 77 | E-F100/350 | 6&8 | All | D6TZ 11572-A | *SW-1317— # D6TB 11572-AA— 6 blade terminals—has 2 locking bars | 1 |
| 73/77 | P350/500 | 6 | All | C7UZ 11572-A | *SW-583— # D2TB 11572-BA— 4 blade terminals | 1 |
| 78/ | E-F100/350 | 6&8 | All | D8TZ 11572-A | *SW-1494 — # D8TB 11572-AA | 1 |

1973/79
TRUCK SERIES 100/500

| YEAR | MODEL/RESTRICTIONS | ENGINE | | PART NUMBER | DESCRIPTION | QTY. |
|--|--|---------|--------------------|-----------------|---|--------|
| | | CYL. | C.I.D. (C.C.D.) | | | |
| 11582 CYLINDER and KEYS ASSY. (IGNITION SWITCH LOCK) | | | | | | |
| 73/78 | B-F100/500, E100/350- "Before Ser. CA0,001" | 6&8 | All | C9AZ 11582-A | *SW-814 | 1 |
| 73/76 | M450/500 | 8 | All | | | 1 |
| 73/77 | P350/500 | 6 | All | C3AZ 11582-A | *SW-351-incl. instruction sheet-use with ignition switch (11572) 3 19/32" long | 1 |
| 78/ | E-F100/350- "From Ser. CA0,001" | 6&8 | All | D8TZ 11582-A | *SW-1517 | 1 |
| 11584 BEZEL (IGNITION SWITCH) | | | | | | |
| 73/ | B-F100/500, E100/350, M450/500 | 6&8 | All | C60Z 11584-A | | 1 |
| 73/77 | P350/500 | 6 | All | C3TZ 11584-A | 1 1/2" O.D. | 1 |
| 11A648 BLOCK (HEADLAMP SWITCH JUNCTION) | | | | | | |
| 73/77 | B-F500 | 6&8 | All | D3TZ 11A648-A | #D3TB 11A648-AA | 1 |
| 11650 NUT (HEADLAMP SWITCH)-Also refer to group 9A389 | | | | | | |
| 73/74 | E100/350 | 6&8 | All | C3TZ 11650-A | 5/8" O.D. x 1 3/16" long | 1 |
| 73/74 | M450/500 - "Before Ser. U20,001" | 8 | All | | | 1 |
| 73/ | F100/350 (81) | 6&8 | All | D3TZ 11650-A | 5/8" O.D. x 13/16" long-metal | 1 |
| 73/77 | B-F500 | 6&8 | All | C2TZ 11650-A | 5/8" O.D. x 5/8" long | 1 |
| 73/77 | F350 (84), P350/500 | 6&8 | All | | | 1 |
| 74/76 | M450/500 - "From Ser. U20,001" | 8 | All | | | 1 |
| 11654 SWITCH ASSY. (HEADLAMP ON INSTRUMENT PANEL) | | | | | | |
| 73/77 | B-F500, M450/500 | 6&8 | All | D3TZ 11654-A | *SW-1157- # D3TB 11654-AA or AB | 1 |
| 73/ | F350 (84) "Before Ser. Q60,001" | 6&8 | All | D2DZ 11654-A | *SW-435-A- # D2DB 11654-AB | 1 |
| 73/76 | E100/350 "Before Ser. C25,000" | 6&8 | A | D3ZZ 11654-A | *SW-1245-Kit-replaces parts | 1 |
| 73/76 | F100/350 (81) "Before Ser. C25,000" | 6&8 | All | | marked D3UB 11652-AA-& | 1 |
| 73/76 | F350 (84) - "From Ser. Q60,001 to C25,000" | 6&8 | All | | D2DB 11654-AA | 1 |
| Consists of | | | | | | |
| 1-D3TB 11671-AA | | Bracket | | 1-D3ZB 11654-AA | | Switch |
| 76/77 | E-F100/350 "From Ser. C25,000" | 6&8 | All | D7TZ 11654-A | *SW-1381- # D7TB 11654-AA | 1 |
| 78/ | E-F100/350 | 6&8 | All | D3AZ 11654-A | *SW-1226 | 1 |
| 73/77 | P350/500 | 6 | All | B9TF 11654-A | #SW-404 | 1 |
| 11661 KNOB and SHAFT ASSY. (HEADLAMP SWITCH) | | | | | | |
| 73/77 | B-F500 | 6&8 | All | C8TZ 11661-B | Black knob-shaft 2 5/8" long | 1 |
| 73/76 | F350(84) | 6&8 | All | | | 1 |
| 74/76 | M450/500 - "From Ser. U20,001" | 8 | All | | | 1 |
| 73/74 | E100/300 | 6&8 | All | C8TZ 11661-A | Black knob-shaft 3 7/32" long | 1 |
| 73/74 | M450/500 - "Before Ser. U20,001" | 8 | All | | | 1 |
| 75/ | E100/350 | 6&8 | All | D5UZ 11661-A | | 1 |
| 73/75 | F100/350 (81) "Before Ser. V80,001" | 6&8 | All | D3TZ 11661-A | | 1 |
| 75/ | F100/350 (81)- "From Ser. V80,001" | 6&8 | All | D4FZ 11661-A | | 1 |
| 73/77 | P350/500 | 6 | All | D3TZ 11661-B | | 1 |
| 11675 SPACER (HEADLAMP SWITCH) | | | | | | |
| 73/77 | P350/500 | 6 | All | B5C 11675-A | | 1 |

(FORD 12 VOLT 4 1/2"
POSITIVE ENGAGEMENT)

1973/79
TRUCK SERIES 100/500

SECTION 110.1 1

| DESCRIPTION/RESTRICTIONS | PART NUMBER | STARTER PARTS LISTS 1A THRU 1M | | | | | | | | | | | |
|---|--|--------------------------------|---|---------------------|---|---|---|---|---|---|---|---|---|
| | | A | B | C | D | E | F | G | H | J | K | L | M |
| Notes: Refer to Section 110, Page 1 for Parts Lists Instructions | | | | | | | | | | | | | |
| ARMATURE | ★ DOAZ 11005-A *SM-335 r/b D7AZ 11005-A(3/79) D7AZ 11005-A *SM-335-A | A | B | C | D | E | F | G | | J | K | L | M |
| SEAL (REAR END HOUSING) | DOAZ 11K013-A | A | B | C | D | E | F | G | H | J | K | L | M |
| WASHER | 11036 | | | | | | | | | | | | |
| Armature thrust-asbestos-5/8" I.D. X 1 1/4" O.D. X 3/32" thick | CODZ 11036-A | A | B | C | D | E | F | G | H | J | K | L | M |
| Drive thrust-steel-1/2" I.D. X 29/32" O.D. X 1/32" thick | C6VY 11036-A *SZ-640 | A | B | C | D | E | F | G | H | J | K | L | M |
| PLATE ASSY. (BRUSH END) | 11049 | | | | | | | | | | | | |
| | C4TZ 11049-B *SH-172-A | A | B | C | D | E | F | G | H | J | K | L | M |
| BUSHING (BRUSH END PLATE)- 5/8" I.D. x 3/4" O.D. x 9/16" long | D3AZ 11052-A *MC-220 | A | B | C | D | E | F | G | H | J | K | L | M |
| BRUSH (NON-INSULATED) | 18 11056 | A | B | C | D | E | F | G | H | J | K | L | M |
| BRUSH SET | CODZ 11057-B *SB-134 | A | B | C | D | E | F | G | H | J | K | L | M |
| Consists of | | | | | | | | | | | | | |
| 1-C5AF 11055-A Brush | | 1-18 11056 Brush | | 1-Instruction Sheet | | | | | | | | | |
| 1-CODF 11056-B Brush | | 1-25247-S7 Screw | | | | | | | | | | | |
| SPRING (BRUSH) | D1AZ 11059-A *MS-502 | 4 | 4 | 4 | 4 | 4 | 4 | 4 | 4 | 4 | 4 | 4 | 4 |
| COVER (PLUNGER) | CODZ 11060-C *SZ-589 | A | B | C | D | E | F | G | H | J | K | L | M |
| GASKET (PLUNGER COVER) | CODF 11065-A *SZ-591 | A | B | C | D | E | F | G | H | J | K | L | M |
| LEVER (DRIVE) | CODF 11067-B *SZ-593 | A | B | C | D | E | F | G | H | J | K | L | M |
| Pin-dowel-1/4" x 11/16" | 73266-S(N-84-A) | A | B | C | D | E | F | | | | | L | |
| INSULATOR (SWITCH)-fibre-3/16" I.D. x 3/8" O.D. x 5/32" thick | C2DZ 11068-A | A | B | C | D | E | F | G | | | | L | M |
| COIL (FIELD) | 11082-5 | | | | | | | | | | | | |
| Complete | ★ C6VY 11082-A *SC-398 r/b C6VY 11082-B(9/79) | A | B | C | D | | | G | | J | K | L | |
| Complete | C6VY 11082-B *SC-534 | | | | | | | | | | | | M |
| Complete | D40Z 11082-A *SC-515 | | | | | E | F | | | | | | |
| Complete | D6TZ 11082-A *SC-518 | | | | | | | | H | | | | |
| BOLT (THRU) | 11091 | | | | | | | | | | | | |
| Bolt-hex. hd.-1/4"-20 x 6 9/16" | C3AZ 10120-A *GY-740 | 2 | 2 | 2 | 2 | 2 | 2 | 2 | 2 | 2 | 2 | 2 | 2 |
| Lockwasher-spring-1/4" | 34806-S7 (X-64) | 2 | 2 | 2 | 2 | 2 | | | | | | | |
| Lockwasher -1/4" internal tooth | 34905-S7(X-97) | | | | | | | | | | | 2 | |

1973/79
TRUCK SERIES 100/500

(FORD 12 VOLT 4 1/2"
POSITIVE ENGAGEMENT)

| DESCRIPTION/RESTRICTIONS | PART NUMBER | STARTER PARTS LISTS 1A THRU 1M | | | | | | | | | | | | |
|--|---|--------------------------------|---|---|---|---|---|---|---|---|---|---|---|--|
| | | A | B | C | D | E | F | G | H | J | K | L | M | |
| Notes: Refer to Section 110, Page 1 for Parts Lists Instructions | | | | | | | | | | | | | | |
| WASHER (FIELD TERMINAL) | B5A 11093-B | A | B | C | D | E | F | G | H | J | K | L | M | |
| WASHER (FIELD TERMINAL SCREW) | B5A 11095-A | A | B | C | D | E | F | G | H | J | K | L | M | |
| TERMINAL KIT (FIELD) | C0DZ 11102-C *SZ-656 | A | B | C | D | E | F | G | H | J | K | L | M | |
| Consists of 1-B5A 11093-B Washer 1-C0DZ 11102-EMR Terminal 2-384660-S36 Nut 1-384661-S Washer 1-18 11107-B Bushing 1-34791-S36 Washer 1-44722-S36 Washer | | | | | | | | | | | | | | |
| SPRING (PLUNGER RETURN) | C1VF 11103-A *SZ-630 | A | B | C | D | E | F | G | H | J | K | L | M | |
| SLEEVE (COIL RETAINING) | C0DF 11105-A | A | B | C | D | E | F | G | H | J | K | L | M | |
| FLANGE (COIL RETAINING) | C0DF 11106-A | A | B | C | D | E | F | G | H | J | K | L | M | |
| INSULATOR (FIELD TERMINAL) | 18 11107-B | A | B | C | D | E | F | G | H | J | K | L | M | |
| BAND (COVER) | C20Z 11126-A | A | B | C | D | E | F | G | H | J | K | L | M | |
| Screw-round head-No. 10-32 x 1 5/8" | 27185-S2(U-177-A) | | | | | E | F | G | H | J | K | L | M | |
| Nut - hex.-No.10-32 | 34079-S7(M-163) | | | | | | | | | | | L | | |
| Nut-square head.-No. 10-32 | 34141-S8 (M-147) | | | | | | | G | H | J | K | | M | |
| HOUSING KIT (DRIVE END) | 11130 D1AZ 11130-C *SE-73-B | A | | | | | F | G | | | | | | |
| Consists of 1-D0AZ 11K013-A Seal 1-C2DZ 11222-A Ring 1-C6VF 11383-A Washer 1-D0AF 11130-G Housing 1-C2DZ 11223-A Retainer 1-Instruction sheet 1-D1PF 11A130-AA Lubricant | | | | | | | | | | | | | | |
| | D1AZ 11130-D *SE-130-A | | B | | | E | | | | | K | | | |
| Consists of 1-D0AF 11130-F Housing assy. 1-D1PF 11A130-AA Lubricant 1-C2DZ 11222-A Ring-stop 1-D0AZ 11K013-A Seal-bearing 1-C6VF 11383-A Washer 1-Instruction sheet 1-C2DZ 11223-A Retainer | | | | | | | | | | | | | | |
| | D1AZ 11130-B *SE-129-A | | | C | D | | | | | | | | M | |
| Consists of 1-D0AZ 11K013-A Seal 1-C2DZ 11222-A Ring 1-C6VF 11383-A Washer 1-D0AF 11130-F Housing assy. 1-C2DZ 11223-A Retainer 1-Instruction Sheet 1-D1PF 11A130-AA Lubricant | | | | | | | | | | | | | | |
| | D1AZ 11130-A *SE-133 | | | | | | | | | | | L | | |
| Consists of 1-D0AZ 11K013-A Seal 1-C2DZ 11222-A Ring 1-C6VF 11383-A Washer 1-D2AF 11130-GA Housing 1-C2DZ 11223-A Retainer 1-Instruction sheet 1-D1PF 11A130-AA Lubricant | | | | | | | | | | | | | | |
| Housing assy. | D5TZ 11130-A *SE-252 | | | | | | | | | H | J | | | |
| Screw-No. 6-7/32" drive | 375606-(UU-16) | A | B | C | D | | | | | | | | | |
| POINT KIT (CONTACT) | ★ C20Z 11134-B *SZ-641 r/b C20Z 11134-C(3/79) | A | B | C | D | E | F | G | H | J | K | L | M | |
| Consists of 1-C2DZ 11068-A Insulator 1-C20Z 11176-B Post 1-57013-S2 Screw 1-C20F 11116-B Spring 1-C20Z 11181-A Insulator 1-Instruction Sheet | | | | | | | | | | | | | | |

NOTICE: When the parts list suffix is shown in the quantity required column, the quantity is one (1).

(FORD 12 VOLT 4 1/2"
POSITIVE ENGAGEMENT)

1973/79
TRUCK SERIES 100/500

SECTION 110.1 3

| DESCRIPTION/RESTRICTIONS | PART NUMBER | STARTER PARTS LISTS 1A THRU 1M | | | | | | | | | | | | |
|--|----------------------------------|--------------------------------|---|---|---|---|---|---|---|---|---|---|---|--|
| | | A | B | C | D | E | F | G | H | J | K | L | M | |
| BEARING or BUSHING (DRIVE END HOUSING) | D0AZ 11135-B *MC-209 | A | B | C | D | E | F | G | H | J | K | L | M | |
| POST (CONTACT) | C20Z 11176-B | A | B | C | D | E | F | G | H | J | K | L | M | |
| INSULATOR (SWITCH SPRING) | C20Z 11181-A | A | B | C | D | E | F | G | H | J | K | L | M | |
| RING (DRIVE STOP) | C2DZ 11222-A *SZ-604 | A | B | C | D | E | F | G | H | J | K | L | M | |
| RETAINER (DRIVE STOP RING) | 11223 D6AZ 11223-A *SZ-730 | A | B | C | D | E | F | G | H | J | K | L | | |
| DRIVE KIT | D6PZ 11350-B *SD-302 | A | B | C | D | E | F | G | H | I | J | K | L | |
| Consists of 1-D1PF 11A130-AA Lube 1-C2DZ 11222-A Ring 1-C2DZ 11223-A Retainer 1-D5AF 11350-AA Drive 1-Instruction sheet | | | | | | | | | | | | | | |
| SCREW (POLE PIECE) | 11415 | | | | | | | | | | | | | |
| Screw-flat head-socket-7/16"-14 x 21/32" | 68 10044 | 3 | 3 | 3 | 3 | 3 | 3 | 3 | 3 | 3 | 3 | 3 | 3 | |

1973/79
TRUCK SERIES 100/500

(FORD 12 VOLT 4 1/2"
POSITIVE ENGAGEMENT)

| DESCRIPTION/RESTRICTIONS | PART NUMBER | STARTER PARTS LISTS IN THRU 1Z | | | | | | | | | | | | |
|--|---------------------------|--------------------------------|----------|---------------------|--------|---|---|---|---|---|---|---|---|--|
| | | N | P | Q | R | S | T | U | V | W | X | Y | Z | |
| ARMATURE | | 11005 | | | | | | | | | | | | |
| | D7AZ 11005-A *SM-335-A | N | P | Q | R | S | T | | | | | | | |
| WASHER (ARMATURE THRUST) | C6VY 11036-A *SZ-640 | N | P | Q | R | S | T | | | | | | | |
| PLATE ASSY. (BRUSH END) | D7AZ 11049-A | N | P | Q | R | S | T | | | | | | | |
| BUSHING (BRUSH END PLATE)- 5/8" I.D. x 3/4" O.D. x 9/16" long | D3AZ 11052-A *MC-220 | N | P | Q | R | S | T | | | | | | | |
| BRUSH SET | D7AZ 11057-A *SB-176 | N | P | Q | R | S | T | | | | | | | |
| Consists of | | | | | | | | | | | | | | |
| 1-D8AF 11055-BA | Brush | 2-50399-S36 | Screw | 1-Instruction sheet | | | | | | | | | | |
| 2-D8AF 11056-AA | Brush | | | | | | | | | | | | | |
| SPRING (BRUSH) | D7AZ 11059-A *MS-519 | 4 | 4 | 4 | 4 | 4 | 4 | | | | | | | |
| COVER (PLUNGER)-incl. gasket | D7AZ 11060-A *SZ-734 | N | P | Q | R | S | T | | | | | | | |
| HOLDER (BRUSH) | D7AZ 11061-A *SB-177 | N | P | Q | R | S | T | | | | | | | |
| INSULATOR (BRUSH HOLDER) | D7AZ 11062-A *SZ-737 | N | P | Q | R | S | T | | | | | | | |
| GASKET (PLUNGER COVER) | C0DF 11065-A *SZ-591 | N | P | Q | R | S | T | | | | | | | |
| LEVER (DRIVE) | D7AZ 11067-A *SZ-736 | N | P | Q | R | S | T | | | | | | | |
| Pin (lever to hsg.)-flat hd solid | 378962-S (NN-62-A) | N | P | Q | R | S | T | | | | | | | |
| COIL (FIELD) | | 11082 | | | | | | | | | | | | |
| Complete | D7AZ 11082-A *SC-523 | N | | | | | T | | | | | | | |
| Complete | D7OZ 11082-A *SC-526 | | P | Q | | | | | | | | | | |
| Complete | D7AZ 11082-B *SC-528 | | | | R | | | | | | | | | |
| Complete | D7HZ 11082-A *SC-529 | | | | | S | | | | | | | | |
| BOLT (THRU) | | 11091 | | | | | | | | | | | | |
| Bolt-hex.hd-1/4"-20 x 6 9/16" | C3AZ 10120-A *GY-740 | 2 | 2 | 2 | 2 | 2 | 2 | | | | | | | |
| SPRING (PLUNGER RETURN) | C1VF 11103-A *SZ-630 | N | P | Q | R | S | T | | | | | | | |
| SLEEVE (COIL RETAINING) | C0DF 11105-A | N | P | Q | R | S | T | | | | | | | |
| FLANGE (COIL RETAINING) | C0DF 11106-A | N | P | Q | R | S | T | | | | | | | |
| GROMMET | D7AZ 11A120-A | N | P | Q | R | S | T | | | | | | | |
| HOUSING KIT (DRIVE END) | | 11130 | | | | | | | | | | | | |
| | D1AZ 11130-A *SE-133 | N | | | | | | | | | | | | |
| Consists of | | | | | | | | | | | | | | |
| 1-D0AZ 11K013-A | Seal | 1-C2DZ 11222-A | Ring | 1-C6VY 11036-A | Washer | | | | | | | | | |
| 1-D2AF 11130-GA | Housing | 1-C2DZ 11223-A | Retainer | 1-Instruction sheet | | | | | | | | | | |
| 1-D1PF 11A130-AA | Lubricant | | | | | | | | | | | | | |

NOTICE: When the parts list suffix is shown in the quantity required column, the quantity is one (1).

(FORD 12 VOLT 4 1/2"
POSITIVE ENGAGEMENT)

1973/79
TRUCK SERIES 100/500

SECTION 110.1 5

| DESCRIPTION/RESTRICTIONS | PART NUMBER | STARTER PARTS LISTS IN THRU 1Z | | | | | | | | | | | | |
|--|---------------------------|---|---|---|---|---|---|---|---|---|---|---|---|--|
| | | N | P | Q | R | S | T | U | V | W | X | Y | Z | |
| HOUSING KIT (DRIVE END) | | 11130 — Cont'd | | | | | | | | | | | | |
| | D1AZ 11130-C *SE-73-B | | P | | | | | | | | | | | |
| Consists of 1-D0AZ 11K013-A Seal 1-D0AF 11130-G Housing 1-D1PF 11A130-AA Lubricant | | 1-C2DZ 11222-A Ring 1-C2DZ 11223-A Retainer | | | | | | | | | | | | 1-C6VY 11036-A Washer 1-Instruction sheet |
| | D1AZ 11130-D *SE-130-A | | | Q | | | | | | | | | | |
| Consists of 1-D0AZ 11K013-A Seal 1-D0AF 11130-F Housing 1-D1PF 11A130-AA Lubricant | | 1-C2DZ 11222-A Ring 1-C2DZ 11223-A Retainer | | | | | | | | | | | | 1-C6VY 11036-A Washer 1-Instruction sheet |
| Assy. | D7AZ 11130-B *SE-253 | | | | R | | | | | | | | | |
| | D1AZ 11130-B *SE-129-A | | | | | S | T | | | | | | | |
| Consists of 1-D0AZ 11K013-A Seal 1-C6VY 11036-A Washer 1-D0AF 11130-A Housing assy. | | 1-D1PF 11A130-AA Lubricant 1-C2DZ 11222-A Ring | | | | | | | | | | | | 1-C2DZ 111223-A Retainer 1-Instruction sheet |
| CONTACT POINT KIT | | D7AZ 11134-A *SZ-740 | | | | | | | | | | | | |
| | | | N | P | Q | R | S | T | | | | | | |
| Consists of 1-D8AF 11068-AA Insulator 1-D8AF 11071-AA Terminal | | 1-D8AF 11116-AA Spring 1-D8AF 11177-AA Post | | | | | | | | | | | | 1-D8AF 11181-AA Insulator 1-387446-S Rivet 1-387447-S2 Rivet |
| BEARING or BUSHING (DRIVE END HOUSING) | | 11135 | | | | | | | | | | | | |
| | D0AZ 11135-B *MC-209 | | N | P | Q | | S | T | | | | | | |
| | D6AZ 11135-A *MC-189-A | | | | | R | | | | | | | | |
| RETAINER ASSY. (COVER) | | 11A143 | | | | | | | | | | | | |
| Screw-10-32 x 5/8"-hex. washer head | | 388015-S100 (UU-52-AT) | | | | | | | | | | | | |
| | | | N | P | Q | R | S | | | | | | | |
| RING (DRIVE STOP) | | C2DZ 11222-A *SZ-604 | | | | | | | | | | | | |
| | | | N | P | Q | R | S | T | | | | | | |
| RETAINER (DRIVE STOP RING) | | D6AZ 11223-A *SZ-730 | | | | | | | | | | | | |
| | | | N | P | Q | R | S | T | | | | | | |
| DRIVE KIT | | D6PZ 11350-B *SD-302 | | | | | | | | | | | | |
| | | | N | P | Q | R | S | | | | | | | |
| Consists of 1-D1PF 11A130-AA Lubricant 1-C2DZ 11222-A Ring | | 1-C2DZ 11223-A Retainer 1-D5AF 11350-AA Drive | | | | | | | | | | | | 1-Instruction sheet |
| | D6PZ 11350-D *SD-309 | | | | | | | T | | | | | | |
| Consists of 1-D1PF 11A130-AA Lubricant 1-C2DZ 11222-A Ring | | 1-D6AZ 11223-A Retainer 1-D6TF 11350-A Drive | | | | | | | | | | | | 1-Instruction sheet |
| SCREW (POLE PIECE) | | C2DF 11415-A | | | | | | | | | | | | |
| | | | 3 | 3 | 3 | 3 | 3 | 3 | | | | | | |

(Ford 12 volt 4 1/2" positive engagement starter solenoid actuated)

1973/79
TRUCK SERIES 100/500

SECTION 110.2 1

| DESCRIPTION/RESTRICTIONS | PART NUMBER | STARTER PARTS LISTS 2A THRU 2M | | | | | | | | | | | | |
|--|--|--------------------------------|---|-------------------------|---|----------------|---|---|---|---|---|---|---|--|
| | | A | B | C | D | E | F | G | H | J | K | L | M | |
| Notes: Refer to Section 110, Page 1 for Parts Lists Instructions | | | | | | | | | | | | | | |
| GASKET (DRIVE HOUSING) | C8VY 11003-A | A | B | C | D | E | F | | | | | | | |
| ARMATURE | ★ D0AZ 11005-A *SM-335 r/b D7AZ 11005-A(3/79) D7AZ 11005-A *SM-335-A | A | B | C | | | | | | | | | | |
| SHIELD (HEAT SOLENOID) | D0VY 11006-B D5AZ 11006-A | A | B | | | | | | | | | | | |
| WASHER (ARMATURE THRUST) | 11036 CODZ 11036-A *SZ-628 | A | B | | | | | | | | | | | |
| Drive pinion thrust | C6VY 11036-A *SZ-640 | A | B | | | | | | | | | | | |
| PLATE ASSY. (BRUSH END) | 11049 C4TZ 11049-B *SH-172-A | A | B | C | D | E | F | | | | | | | |
| BUSHING (BRUSH END PLATE) | D3AZ 11052-A *MC-220 | A | B | C | D | E | F | | | | | | | |
| BRUSH SET | 11057 CODZ 11057-B *SB-134 | A | B | C | D | E | F | | | | | | | |
| Consists of 1-C5AF 11055-A Brush | | 1-C0DF 11056-B Brush | | 1-18 11056 1-24242-S | | Brush Screw | | | | | | | | |
| SPRING (BRUSH) | 11059 D1AZ 11059-A *MS-502 | 4 | 4 | 4 | 4 | 4 | 4 | | | | | | | |
| INSULATOR (BRUSH HOLDER) | 11062 Not replaced ★ C9AZ 11062-A | 2 | 2 | 2 | 2 | 2 | 2 | | | | | | | |
| LEVER ASSY. (DRIVE) | 11067 C8VY 11067-B *SZ-647-A D5AZ 11067-A *SZ-728 | A | B | C | | E | | | | | | | | |
| CONNECTOR (SOLENOID) | 11072 C8VY 11072-A *SZ-654 D3AZ 11072-A *SZ-711 | A | | | | E | F | | | | | | | |
| Nut-hex. locking-No. 8-32 | 382560-S(MM-150-F) | A | B | C | D | E | F | | | | | | | |
| Nut-hex.-3/8" x 16" | 385536-S(MM-151-EC) | | B | | | | | | | | | | | |

1973/79
TRUCK SERIES 100/500

(Ford 12 volt 4 1/2" positive engagement
starter solenoid actuated)

| DESCRIPTION/RESTRICTIONS | PART NUMBER | STARTER PARTS LISTS 2A THRU 2M | | | | | | | | | | | | |
|---|---------------------------|--------------------------------|--------|---------------------|---|---|---|---|---|---|---|---|---|--|
| | | A | B | C | D | E | F | G | H | J | K | L | M | |
| Notes: Refer to Section 110, Page 1 for Parts Lists Instructions | | | | | | | | | | | | | | |
| COIL (FIELD) 11082-5 | | | | | | | | | | | | | | |
| Complete | C8VY 11082-A *SC-405 | A | B | | | | | | | | | | | |
| Complete | D3AZ 11082-B *SC-512 | | | C | D | E | F | | | | | | | |
| R.H. - Not replaced | ★ C8VY 11085-A | A | B | | | | | | | | | | | |
| L.H.-Not replaced | ★ C8VY 11083-C | A | B | | | | | | | | | | | |
| Lower-Not replaced | ★ C8VY 11083-B | A | B | | | | | | | | | | | |
| Upper-Not replaced | ★ C8VY 11083-A | A | B | | | | | | | | | | | |
| BOLT (STARTER THRU) 11091 | | | | | | | | | | | | | | |
| Bolt-hex. head-1/4"-20 x 6 9/16" | C3AZ 10120-A *GY-740 | 2 | 2 | 2 | 2 | 2 | 2 | | | | | | | |
| Lockwasher-1/4" | 34805-S8(X-62) | 2 | 2 | 2 | 2 | 2 | 2 | | | | | | | |
| STUD (FIELD TERMINAL) | | | | | | | | | | | | | | |
| | C8VY 11102-A *SZ-648 | A | B | C | D | E | F | | | | | | | |
| SPRING (PLUNGER RETURN) | | | | | | | | | | | | | | |
| | C8VY 11103-B *SZ-655 | A | B | C | D | E | F | | | | | | | |
| GROMMET (TERMINAL INSULATOR) | | | | | | | | | | | | | | |
| | C8VY 11A120-A *SZ-651 | A | B | C | D | E | F | | | | | | | |
| SPACER (SOLENOID) | | | | | | | | | | | | | | |
| | C8VY 11A122-A | A | B | C | D | E | F | | | | | | | |
| BAND (STARTING MOTOR) | | | | | | | | | | | | | | |
| | C8VY 11126-A | A | B | C | D | E | F | | | | | | | |
| Screw-No. 10-32 x 1 5/8" | 27185-S2(U-177-A) | A | B | C | D | E | F | | | | | | | |
| Nut-No. 10-32 | 34141-S8(M-147) | A | B | C | D | E | F | | | | | | | |
| HOUSING ASSY. (DRIVE END) 11130 | | | | | | | | | | | | | | |
| "Before Ser. R80,001" | ★ C8VY 11130-B *SE-127 | A | B | | | | | | | | | | | |
| | r/b D3AZ 11130-A(5/78) | | | | | | | | | | | | | |
| "From Ser. R80,001" | D3AZ 11130-A *SE-127-A | | B | C | D | E | | | | | | | | |
| Kit | D7AZ 11130-A *SE-251 | | | | | | F | | | | | | | |
| Consists of | | | | | | | | | | | | | | |
| 1-D4AF 11130-AA | Housing | 1-C6VF 11383-A | Washer | 1-Instruction sheet | | | | | | | | | | |
| 1-D1PF 11A130-AA | Lubricant | | | | | | | | | | | | | |
| Screw-No. 6-7/32" drive 375605-S(UU-16) | | | | | | | | | | | | | | |
| | | A | B | | D | E | F | | | | | | | |
| BEARING (DRIVE HOUSING) 11135 | | | | | | | | | | | | | | |
| "Before Ser. X20,001" | ★ C6VY 11135-A *MC-189 | A | B | C | D | E | | | | | | | | |
| | r/b D6AZ 11135-A(9/79) | | | | | | | | | | | | | |
| "From Ser. X20,001" | D6AZ 11135-A *MC-189-A | | | | D | F | | | | | | | | |
| RETAINER (DRIVE STOP) | | | | | | | | | | | | | | |
| | C2DZ 11222-A *SZ-604 | A | B | C | D | E | F | | | | | | | |
| RETAINER (DRIVE STOP RING) 11223 | | | | | | | | | | | | | | |
| | D6AZ 11223-A *SA-730 | A | B | C | D | E | F | | | | | | | |
| DRIVE ASSY. | | | | | | | | | | | | | | |
| | ★ C8VY 11350-A *SD-176 | A | B | C | | E | | | | | | | | |
| | r/b D6PZ 11350-C | | | | | | | | | | | | | |

NOTICE: When the parts list suffix is shown in the quantity required column, the quantity is one (1).

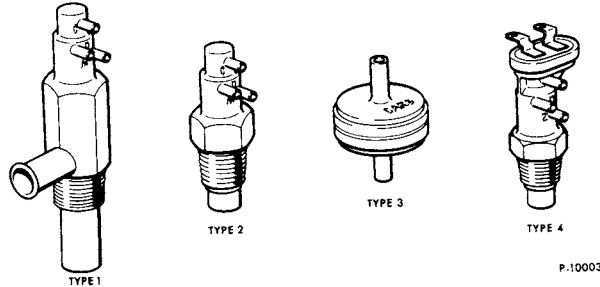
| DESCRIPTION/RESTRICTIONS | PART NUMBER | STARTER PARTS LISTS 2A THRU 2M | | | | | | | | | | | | |
|---|----------------------------|--------------------------------|---|---|---|---|---|---|---|---|---|---|---|--|
| | | A | B | C | D | E | F | G | H | J | K | L | M | |
| Drive kit | D6PZ 11350-C *SD-303 | | | | D | | F | | | | | | | |
| Consists of | | | | | | | | | | | | | | |
| 1-D1PF 11A130-AA Lube | 1-C2DZ 11223-A Retainer | 1-Instruction Sheet | | | | | | | | | | | | |
| 1-C2DZ 11222-A Ring | 1-D6VF 11350-AA Drive | | | | | | | | | | | | | |
| SOLENOID ASSY. 11390 | | | | | | | | | | | | | | |
| "Before Ser. B00,000" | D3VY 11390-A *SW-1219 | A | | C | | E | | | | | | | | |
| "From Ser. B00,000" | D6VZ 11390-A *SW-1219-B | | B | | D | | F | | | | | | | |
| Screw and lockwasher assy.-1/4"-20 x 3/4" | 382790-S (BB-84-B) | 2 | 2 | | | | | | | | | | | |
| Screw and lockwasher assy.-1/4-20 x 1 1/8" | 43416-S (U-78) | | | | D | | 2 | | | | | | | |
| PLUNGER ASSY. (SOLENOID) | C8VY 11393-A *SZ-653 | A | B | C | D | E | F | | | | | | | |
| SCREW (POLE PIECE)- flat head-socket-7/16"-14 x 15/32" | C2DF 11415-A | 4 | 4 | | | | | | | | | | | |

1973/79
TRUCK SERIES 100/500

| YEAR | MODEL/RESTRICTIONS | ENGINE | | PART NUMBER | DESCRIPTION | QTY. |
|--|--|--------|--------------------|---------------|--|------|
| | | CYL. | C.I.D. (C.C.D.) | | | |
| 12A024 IGNITION CABLE (HIGH TENSION RADIO RESISTANCE)—Also refer to groups 12286, 14296 | | | | | | |
| 73/74 | All | 6&8 | All | C3AZ 12A024-A | Linen core-25 foot roll | AR |
| 73/74 | All | 6&8 | All | C3AZ 12A024-B | Steel core-25 foot roll | AR |
| 12029 COIL ASSY. (IGNITION LESS MOUNTING STRAP) | | | | | | |
| 73/77 | All -- w/o breakerless ignition | 6&8 | All | B6A 12029-B | *DG-5 | 1 |
| | | | | 34079-S7 | (M-163)-nut (ignition coil terminal) | AR |
| | | | | 34803-S7 | (X-60)-lockwasher-No. 10 | AR |
| 74 | All -- w/breakerless ignition | 6&8 | All | D5PZ 12029-A | *DG-313-A | 1 |
| 75 | F150/350 -- w/ breakerless ign.- "Before Ser. W00,001" | 6&8 | 460 | | | 1 |
| 75/ | All -- w/breakerless ignition | 6&8 | All exc. 460 | D5AZ 12029-A | *DG-314 | 1 |
| 75/ | E250/350 -- w/ breakerless ign. | 8 | 460 | | | 1 |
| 75/ | F150/350 -- w/ breakerless ign.- "From Ser. W00,001" | 8 | 460 | | | 1 |
| 75/76 | M450/500 -- w/breakerless ign. | 8 | 460 | | | 1 |
| 74/ | All | 6&8 | All | 34052-S36 | (MM-155)-nut (coil assy. to mounting strap)-No. 8-32 | 1 |
| | | | | 57644-S2 | (U-16-A)-screw and washer assy. (coil and strap to block)-3/8"-16 x 7/8" | 1 |
| 78/ | F100 -- A/T - Calif. | 8 | 302 | 57019-S2 | (B-319-C)-screw (coil to strap)-No. 8-32 x 1 1/4" hex. washer hd. | 1 |
| 12043-4 STRAP (IGNITION COIL MOUNTING) | | | | | | |
| 73/ | B-F100/500, E100/350 | 6 | 240,300 | B8S 12043-B | *DY-42 | 1 |
| 73/77 | P350/500 | 6 | 240,300 | | | 1 |
| 73/77 | B-F500 | 8 | 330 | | | 1 |
| 73/74 | E100/300 | 8 | 302 | D00Z 12043-A | *DY-89 | 1 |
| 73/76 | F100 | 8 | 302 | | | 1 |
| 73/74 | F100/350 | 8 | 360,390 | D3TZ 12043-A | *DY-124 | 1 |
| 75/76 | E100/350 | 8 | 351W | | | 1 |
| 73/76 | M450/500 | 8 | 360,390 | | | 1 |
| 75/76 | F100/350 | 8 | 360,390 | D5TZ 12043-A | *DY-176 | 1 |
| 73/74 | F100/350 | 8 | 460 | D3VY 12043-A | *DY-123 | 1 |
| 74/75 | M450/500 | 8 | 460 | | | 1 |
| 75 | F150/350- "Before Ser. W00,001" | 8 | 460 | | | 1 |
| 75/76 | F150/350- "From Ser. W00,001" | 8 | 460 | D40Z 12043-A | *DY-147 | 1 |
| 76 | M450/500 | 8 | 460 | | | 1 |
| 76 | E250/350 | 8 | 460 | | | 1 |
| 77/ | F100/350 | 8 | 351M, 400 | D7VY 12043-A | *DY-206 | 1 |
| 77/ | E100/350 | 8 | 351W | D70Z 12043-B | *DY-203 | 1 |
| 77 | F100 | 8 | 302 | D70Z 12043-A | *DY-202 | 1 |
| 78/ | F100/150 | 8 | 302 | D8AZ 12043-A | *DY-236 | 1 |
| 79 | E100/250 | 8 | 302 | | | 1 |
| 77/ | E-F150/350 | 8 | 460 | D7SZ 12043-B | *DY-210 | 1 |
| 73/ | B500,F100/500 | 6&8 | All | 20326-S7 | (B-49)-bolt (strap to engine)-5/16"-18 x 5/8" | 1 |
| 12072 | Refer to group 12127 for Distributor Parts List Instructions | | | | | |
| 12A075 | Refer to group 12127 for Distributor Parts List Instructions | | | | | |
| | | | | | | |
| | | | | | | |
| | | | | | | |
| | | | | | | |
| | | | | | | |
| | | | | | | |
| | | | | | | |
| | | | | | | |
| | | | | | | |

1973/79
TRUCK SERIES 100/500

12A091 VALVE ASSY. (DISTRIBUTOR VACUUM CONTROL) - Also refer to group 9D473



| YEAR | MODEL/RESTRICTIONS | ENGINE | | PART NUMBER | DESCRIPTION | QTY. |
|--------|--|--------|--------------------|-------------|-------------|------|
| | | CYL. | C.I.D. (C.C.D.) | | | |
| 12A091 | VALVE ASSY. (DISTRIBUTOR VACUUM CONTROL) - Also refer to group 9D473 | | | | | |

"PARTS ARE LISTED ACCORDING TO VEHICLE, ENGINE, TRANSMISSION AND AVAILABLE EQUIPMENT; HOWEVER, DUE TO VARIANCES IN CALIBRATION IT IS ESSENTIAL THAT PART NUMBER IDENTIFICATION OF THE REPLACED PART BE THE SAME AS ONE OF THE IDENTIFICATION NUMBERS LISTED IN THE DESCRIPTION COLUMN OF THE RELATED SERVICE PART NUMBER."

| TYPE 2 | | | | | | | |
|--------|---------------------------------|-----|---------|------|----------|---------------------------------------|---|
| 73 | F100 (2/W/D) | 6&8 | All | C8AZ | 12A091-A | *DY-126 | 1 |
| 73 | F250/350 -- w/ super cooling | 6&8 | All | | | | 1 |
| 73 | E300 -- A/C | 8 | 302 | | | Use with auxiliary evaporator | 1 |
| 73 | F100(2/W/D) -- w/ super cooling | 8 | 360,390 | | | | 1 |
| 73/74 | F100 | 8 | 360,390 | | | | 1 |
| 74 | E100/300 -- A/T | 8 | 302 | | | | 1 |
| 74 | F100 -- A/T | 8 | 302 | | | | 1 |
| 74 | E300(89) -- M/T and A/C | 8 | 302 | | | | 1 |
| 74 | F100 -- M/T and A/C | 8 | 302 | | | | 1 |
| 74 | F100 | 8 | 460 | | | | 1 |
| 75 | F100/350 -- A/C | 8 | 360,390 | | | | 1 |
| 74 | M450/500 | 8 | 460 | | | | 1 |
| 75/76 | E250/350 | 8 | 460 | | | | 1 |
| 75/76 | E150/350 -- A/C | 8 | 351 | | | | 1 |
| 76 | F100 -- Calif. | 8 | 302 | | | | 1 |
| 75 | E100 -- w/Calif. emission | 8 | 351W | D7AZ | 12A091-A | *DY-165-A | 1 |
| 75 | F150/350 | 8 | 460 | | | | 1 |
| 77/ | E250/350 | 8 | 460 | | | | 1 |
| 78/ | F150/250 -- A/C exc Calif. | 8 | 460 | | | | 1 |
| 78/ | F350 | 8 | 460 | | | | 1 |
| 78/ | E150/250 -- M/T-Calif. | 8 | 351W | | | | 1 |
| 77/ | F150/350 | 8 | 400 | | | | 1 |
| 77/ | F350 | 8 | 351M | | | | 1 |
| 77/ | F150/250 -- M/T | 8 | 351M | | | | 1 |
| 79 | F100 -- A/T-Calif. emission | 8 | 351 | | | | 1 |
| 79 | F350 | 8 | 400 | D5VY | 12A091-A | *DY-165- # D5VE-AA | 1 |
| TYPE 3 | | | | | | | |
| 73/74 | F100 | 8 | 302 | D20Z | 12A091-B | *DY-115-A- # D20E-BA-Black and green | 1 |
| 73/74 | F100 | 8 | 360,390 | | | | 1 |
| 73/74 | F250/350-Calif. | 8 | 360,390 | | | | 1 |
| 73/74 | E100/300 -- A/T | 8 | All | | | | 1 |
| 73/74 | E100/200 -- M/T | 6 | 240 | | | | 1 |
| 73/74 | E100/200 | 8 | 302 | D30Z | 12A091-B | *DY-137-A- # D30E-BA-orange and black | 1 |
| 73/74 | E100/300 | 8 | 302 | D2DZ | 12A091-A | *DY-116- # D2DE-AA-black and yellow | 1 |
| 73/74 | F100 | 8 | 460 | | | | 1 |

1973/79
TRUCK SERIES 100/500

| YEAR | MODEL/RESTRICTIONS | ENGINE | | PART NUMBER | DESCRIPTION | QTY. |
|--|-----------------------------------|--------|--------------------|---------------|--|------|
| | | CYL. | C.I.D. (C.C.D.) | | | |
| 12A091 VALVE ASSY. (DISTRIBUTOR VACUUM CONTROL) - Also refer to group 9D473 - Cont'd | | | | | | |
| TYPE 3 | | | | | | |
| 73/74 | F100 | 8 | 360 | D3TZ 12A091-C | *DY-138-A- # D3TE-AA,AB-gray and black | 1 |
| 74 | F100 -- A/T | 8 | 390-2/B | | | 1 |
| 75/78 | E100/350 - w/o Calif. emission | 8 | 351 | | | 1 |
| 76 | F100 -- Canada | 8 | 390 | | | 1 |
| 74 | F100 -- M/T | 8 | 302 | D3FZ 12A091-B | *DY-136- # D32E-BA-black and green | 1 |
| 74 | F100/350 | 8 | 460 | | | 1 |
| 74 | E200/300 -- A/T | 6 | 240 | | | 1 |
| 74 | M450/500 | 8 | 460 | | | 1 |
| 75/76 | F150/350 -- w/o Calif. emission | 8 | 360 | | | 1 |
| 74 | E100/200 -- T/E | 6 | 300 | D3AZ 12A091-A | *DY-116-A- # D3AE-AA-black and yellow | 1 |
| 74 | F100 -- T/E | 6 | 300 | | | 1 |
| 75 | F100 -- w/o Calif. emission | 8 | 390 | | | 1 |
| 75 | E-F100 | 6 | 300 | | | 1 |
| 76 | F100 -- Canada | 8 | 390 | | | 1 |
| 76/77 | F100 -- M/T - Canada | 8 | 302 | | | 1 |
| 74 | F100 | 8 | 302 | D3AZ 12A091-B | *DY-120-A- # D3AE-BA-black & red | 1 |
| 74 | F100 -- A/T-exc. Calif. | 8 | 390 | D3FZ 12A091-A | *DY-135- # D32E-AA-black and white | 1 |
| 75/ | E100 -- M/T-Calif. | 8 | 351W | | | 1 |
| 75 | B-F500 -- M/T -w/ Calif. emission | 8 | 330 | | | 1 |
| 76 | F150/350 -- Calif. | 8 | 390 | | | 1 |
| 76 | M450/500 | 8 | 390 | | | 1 |
| 77/ | F150/350 | 8 | 351M, 400 | | | 1 |
| 77/ | E150/350 -- w/Calif. emission | 8 | 351W | | | 1 |
| 79 | F250 -- A/T-w/o Calif. emission | 8 | 460 | | | 1 |
| 79 | E250,F150/250 -- A/T | 8 | 460 | | | 1 |
| 79 | F100 -- A/T-Calif. emission | 8 | 460 | | | 1 |
| 79 | E-F350 -- A/T-Calif. emission | 8 | 460 | | | 1 |
| 76 | F100 -- A/T-Canada | 8 | 302 | D30Z 12A091-A | *DY-129-A- # blue and black | 1 |
| 75 | E150/350 -- Calif. emission | 6&8 | All | D5TZ 12A091-A | *DY-181- # D5TE-BA-black and green | 1 |
| 75 | B-F150/500 -- Calif. emission | 6&8 | 300,330, 360,460 | | | 1 |
| 75/77 | P350/500, M450/500 | 6&8 | All | | | 1 |
| 76/77 | E150/350 -- Calif. emission | 6 | 300 | | | 1 |
| 76 | F150/350 -- Calif. emission | 6&8 | 300,360,460 | | | 1 |
| 76 | M450/500 | 8 | 360,460 | | | 1 |
| 76 | E250/350 -- Calif. emission | 8 | 460 | | | 1 |
| 76/77 | B-F500 -- Calif. emission | 6&8 | 300,330 | | | 1 |
| 77 | F150/350-A/T-w/ Calif. emission | 8 | 351M, 400 | | | 1 |
| 77 | E150/350 -- A/T | 8 | 351W | | Not req'd after "Ser. Y00,001" | 1 |
| 77/78 | F100/150 | 8 | 302 | | | 1 |
| 77/78 | E-F250/350 | 8 | 460 | | | 1 |
| 78/ | E-F350 | 6 | 300 | | | 1 |
| 79 | F100/150 -- A/T | 8 | 302 | | | 1 |
| 79 | F150/250 -- 4/W/D - M/T - Canada | 8 | 351M | | | 1 |
| 79 | F350 | 8 | 351M | | | 1 |
| 79 | F350 | 8 | 400 | | | 1 |
| 79 | E250/350 -- M/T | 8 | 460 | | | 1 |
| 79 | E-F150 -- M/T-Canada | 8 | 302 | | | 1 |

1973/79
TRUCK SERIES 100/500

| YEAR | MODEL/RESTRICTIONS | ENGINE | | PART NUMBER | DESCRIPTION | QTY. |
|---|--|--------|----------------------|---------------|--|---------|
| | | CYL. | C.I.D. (C.C.D.) | | | |
| 12A091 VALVE ASSY. (DISTRIBUTOR VACUUM CONTROL) - Also refer to group 9D473 - Cont'd | | | | | | |
| TYPE 3 | | | | | | |
| 75/ | E100 -- A/T with 3:00 axle - w/o Calif. emission | 8 | 351 | D3DZ 12A091-B | *DY-139-A-# D3DE-AA, AB-black and brown | 1 |
| 76 | F150/350 -- Calif. emission | 8 | 360 | | | 1 |
| 76 | M450/500 | 8 | 360 | | | 1 |
| 77 | E100 -- Calif. emission | 6 | 300 | | | 1 |
| 77 | F100 -- M/T - Calif. emission | 6 | 300 | | | 1 |
| 78/ | F100 | 8 | 351M | | | 1 |
| 78/ | F150/250 | 8 | 351M, 400 | | | 1 |
| 79 | E-F350 | 8 | 460 | | | 1 |
| 79 | F350 | 8 | 351,400 | | | 1 |
| 79 | F100/250 -- A/T | 8 | 351M | D9TZ 12A091-A | *DY-257-# D9TE-BA | 1 |
| 79 | F100 -- A/T | 8 | 351 | D9TZ 12A091-B | *DY-258-D9TE-CA | 1 |
| 79 | F150/250 -- 4/W/D-A/T | 8 | 351,400 | | | 1 |
| 79 | F350 -- 4/W/D-A/T | 8 | 400 | D9TZ 12A091-C | # D9TE 12A245-AA-orange | 1 |
| 79 | F100 -- A/T -- Calif. emission | 8 | 351 | D9TZ 12A091-D | # D9TE 12A245-DA | 1 |
| TYPE 4 | | | | | | |
| 75 | F100 | 8 | 302 | D50Z 12A091-A | *DY-164-# D50E-AA | 1 |
| 75 | F100 | 8 | 360,390 | | | 1 |
| 76 | F100 -- w/o Calif. emission | 8 | 302 | | | 1 |
| 76 | E100 -- Calif. emission | 8 | 351 | | | 1 |
| 73/ | E100/350 | 6 | 300 | E855031-S100 | (AI-10)-three way connector | 1 |
| 12A095 WIRING ASSY. (DISTRIBUTOR TO AMPLIFIER) | | | | | | |
| 74/76 | M450/500 | 8 | 460 | D4HZ 12A095-A | | 1 |
| 12106-12A112 Refer to group 12127 for Distributor Parts List Instructions | | | | | | |
| 12113 SEAL (WIRE TERMINAL WEATHER) | | | | | | |
| 73/75 | All | 6&8 | All | A9AZ 12113-A | *DZ-407-spark plug wires to distributor Distributor to coil high tension wire | AR 2 |
| 73/75 | All | 6&8 | All | | | |
| 74/75 | All | 6&8 | All | D4AZ 12113-E | *WT-5563-straight-2 7/8" long | AR |
| 74/75 | All | 6&8 | All | D4AZ 12113-F | *WT-5564-straight-1 5/8" long | AR |
| 74/75 | All | 6&8 | All | D4AZ 12113-A | *WT-5561-180° - 3 1/2" long | AR |
| 74/75 | All | 6&8 | All | D4AZ 12113-B | *WT-5560-110° - 1 5/8" long | AR |
| 74/75 | All | 6&8 | All | D4AZ 12113-C | *WT-5569-180° - 2 1/4" long | AR |
| 74/75 | All | 6&8 | All | D4AZ 12113-D | *WT-5558-110° - 1 1/3" long | AR |
| 78/ | All | 8 | 351M, 400 | D7AZ 12113-A | *WT-5618-180° - 3 29/32" long | AR |
| 78/ | All | 6&8 | 300,351M, 400,460 | D7AZ 12113-B | *WT-5619-180° - 3 1/4" long | AR |
| 78/ | All | 8 | 302,351W, 460 | D7AZ 12113-C | *WT-5620-115° - 2 1/8" long | AR |
| 78/ | All | 8 | 302,351W, 460 | D7AZ 12113-D | *WT-5621-115° - 1 31/32" long | AR |

1973/79 TRUCK SERIES 100/500

12127 DISTRIBUTOR ASSY.

HOW TO FIND DISTRIBUTORS and COMPONENTS

To find Distributor (other than Calibration) Parts:

(Calibration Parts are listed by Code Number on Page 8 and 9 of this section)

By IDENTIFICATION:

1. Refer to Identification Chart which follows.
2. Check marking (on distributor) against identification numbers.

By MODEL APPLICATION:

1. Refer to Model Application Chart beginning on page 11
2. Refer to appropriate Engine, Year and Model

3. Select and refer to appropriate Parts List Section and Number.
4. If group number is not known refer to illustration page shown, or to the Alphabetical Index which follows the General Information Section of this catalog.
5. Select part number shown from appropriate Parts List. If more than one part number is shown, refer to Description and Restrictions for clarification.
6. Quantity of parts shown in columns A,B,C etc.
7. Part numbers are listed numerically.

Identification Example: D3TF 12127-EA is listed in Parts List Section 120.2, column B. Calibration parts are listed by code number on page 6 of this section. (Cam-group 12210, Springs-group 12191-2 and Diaphragm-group 12370) are listed by Code Number, etc.
 Model Application Example: For an 8 cyl. 330M/D engine on a 1973 F500 use distributor D3TZ 12127-E.
 Internal parts for this distributor are listed in Parts List Section 120.2, column B.

IDENTIFICATION CHART

| IDENTIFICATION | DISTRIBUTOR PARTS LIST SECTION & NUMBER | SERVICE REPLACEMENT DISTRIBUTOR | MOTORCRAFT SALES NO. | CALIBRATION CODE NUMBER | | | | ILLUS. SEC. & PLATE ASSY. 12A096 | 120 PAGE |
|---|---|---------------------------------|----------------------|-------------------------|-----------|-------------------------------------|--------|----------------------------------|----------|
| | | | | DIA-PHRAGM ASSY. 12370 | CAM 12210 | SPRINGS (12191-2) PRIMARY SECONDARY | VACUUM | | |
| 12127 DISTRIBUTOR ASSY. — Cont'd | | | | | | | | | |
| @ Per federal standards service in assembly only ● Reconditioners only—per Federal Standards not for dealer use for 1975/ applications | | | | | | | | | |
| D3AF | 12127-GA | 120.2C | D3AZ 12127-G | *DA-1321 | 317 | 100 | 212 | 200 | 2 |
| D3BF | 12127-BA | 120.2A | D3BZ 12127-B | *DA-1261 | 305 | 100 | 202 | 207 | 2 |
| D3BF | 12127-DA | 120.2A | D3BZ 12127-D | *DA-1287 | 305 | 101 | 202 | 210 | 2 |
| D3HF | 12127-DA | 120.2C | D3HZ 12127-D | *DA-1322 | 304 | 101 | 201 | 207 | 2 |
| D3HF | 12127-EA | 120.2B | D3HZ 12127-E | *DA-1325 | 319 | 101 | 212 | 209 | 2 |
| D3PE | 12127-HA | 120.1A | D3PZ 12127-H | *DA-1238-A | 353 | 102 | 203 | 207 | 1 |
| D3PE | 12127-KA | 120.2A | D3PZ 12127-K | *DA-1156-A | 311 | 100 | 202 | 200 | 2 |
| D3PE | 12127-SA | 120.2B | D3PZ 12127-S | *DA-1258-A | 302 | 101 | 201 | 205 | 2 |
| D3TF | 12127-EA | 120.2B | D3PZ 12127-S | *DA-1258-A | 302 | 101 | 201 | 205 | 2 |
| D3TF | 12127-GA | 120.1A | D3TZ 12127-A | *DA-1237 | 306 | 104 | 208 | 207 | 1 |
| D3TF | 12127-HA | 120.2B | D3TZ 12127-H | *DA-1251 | 302 | 100 | 201 | 200 | 2 |
| D3TF | 12127-PA | 120.2B | D3TZ 12127-F | *DA-1252 | 304 | 100 | 201 | 209 | 2 |
| D3TF | 12127-SA | 120.2C | D3TZ 12127-S | *DA-1303 | 309 | 101 | 202 | | 2 |
| D3TF | 12127-UA | 120.2B | D3TZ 12127-U | *DA-1302 | 305 | 100 | 201 | 209 | 2 |
| D3TF | 12127-VA | 120.2B | D3TZ 12127-V | *DA-1320 | 315 | 101 | 211 | 204 | 2 |
| D3TF | 12127-XA | 120.2B | D3TZ 12127-X | *DA-1306 | 312 | 100 | 201 | 204 | 2 |
| D3TF | 12127-YA | 120.2B | D3TZ 12127-Y | *DA-1356 | 329 | 100 | 204 | 206 | 2 |
| D3UF | 12127-AA | 120.1A | D3UZ 12127-A | *DA-1242 | 303 | 102 | 210 | 207 | 1 |
| D3UF | 12127-BA | 120.1A | D3PZ 12127-H | *DA-1238 | 353 | 102 | 203 | 207 | 1 |
| D3UF | 12127-EA | 120.2A | D3UZ 12127-E | *DA-1260 | 300 | 101 | 202 | 206 | 2 |
| D3UF | 12127-FA | 120.2A | D3UZ 12127-F | *DA-1313 | 313 | 100 | 211 | 204 | 2 |
| D3UF | 12127-GA | 120.2A | D3UZ 12127-G | *DA-1277 | 308 | 101 | 208 | 215 | 2 |

1973/79
TRUCK SERIES 100/500

IDENTIFICATION CHART

| IDENTIFICATION | DISTRIBUTOR PARTS LIST SECTION & NUMBER | SERVICE REPLACEMENT DISTRIBUTOR | MOTORCRAFT SALES NO. | CALIBRATION CODE NUMBER | | | | | SLEEVE & PLATE ASSY. 12A096 | ILLUS. SEC. 120 PAGE |
|---|---|-----------------------------------|----------------------|-------------------------|-----------|-------------------|------|--------|-----------------------------|----------------------|
| | | | | DIA-PHRAGM ASSY. 12370 | CAM 12210 | SPRINGS (12191-2) | | VACUUM | | |
| 12127 DISTRIBUTOR ASSY. — Cont'd | | | | | | | | | | |
| @ Per federal standards service in assembly only | | | | | | | | | | |
| ● Reconditioners only—per Federal Standards not for dealer use for 1975/ applications | | | | | | | | | | |
| Note: | | | | | | | | | | |
| D3UF 12127-HA | 120.2A | D3PZ 12127-K | *DA-1156-A | 311 | 100 | 202 | 200 | | | 2 |
| D3UF 12127-JA | 120.2A | D3UZ 12127-J | *DA-1292 | 310 | 100 | 202 | 200 | | | 2 |
| D3UF 12127-KA | 120.2A | D3UZ 12127-K | *DA-1293 | 311 | 101 | 202 | 204 | | | 2 |
| D3UF 12127-LA | 120.1A | D3UZ 12127-L | *DA-1290 | 301 | 102 | 201 | 207 | | | 1 |
| D3UF 12127-MA | 120.1A | D3UZ 12127-M | *DA-1289 | 314 | 102 | 201 | 207 | | | 1 |
| D3UF 12127-PA | 120.1A | D3UZ 12127-P | *DA-1314 | 318 | 102 | 212 | 200 | | | 1 |
| D3UF 12127-RA | 120.1A | D3UZ 12127-R | *DA-1324 | 318 | 102 | 203 | 205 | | | 1 |
| D4BE 12127-FA | 120.4A | D4BZ 12127-F | *DA-1347 | 336 | | 215 | 209 | | 500 | 3 |
| D4DE 12127-CA | 120.4A | D4DZ 12127-C | *DA-1399 | 323 | | 212 | 200 | | 500 | 3 |
| D4HE 12127-CA | 120.4B | D4HZ 12127-C | *DA-1424 | 324 | | 215 | 209 | | 501 | 3 |
| D4HE 12127-DA | 120.4A | D4HZ 12127-D | *DA-1400 | 333 | | 215 | 206 | | 501 | 3 |
| D4HE 12127-EA | 120.4B | D4HZ 12127-E | *DA-1422 | 328 | | 215 | 209 | | 501 | 3 |
| D4HE 12127-FA | 120.4B | D4HZ 12127-F | *DA-1423 | 335 | | 215 | 209 | | 501 | 3 |
| D4HE 12127-JA | 120.2B | D4HZ 12127-J | *DA-1396 | 331 | 101 | 201 | 200 | | | 2 |
| D4HE 12127-LA | 120.4A | D4HZ 12127-L | *DA-1401 | 334 | | 212 | 200 | | 501 | 3 |
| D4HE 12127-NA | 120.4A | D4HZ 12127-N | *DA-1437 | 352 | | 208 | | | 401 | 3 |
| D40E 12127-GA | 120.4A | D40Z 12127-G | *DA-1402 | 332 | | 212 | 209 | | 500 | 3 |
| D4TE 12127-EA | 120.3A | D8TZ 12127-AT | *DA-1369 | 350 | | 212 | 216 | | 502 | 3 |
| D4TE 12127-HA | 120.4C | D4TZ 12127-H | *DA-1332 | 327 | | 215 | 216 | | 501 | 3 |
| D4TE 12127-LA | 120.4A | D4TZ 12127-L | *DA-1381 | 324 | | 212 | 206 | | 500 | 3 |
| D4TE 12127-NA (74) | 120.4C | D4TZ 12127-N | *DA-1360 | 328 | | 202 | 207 | | 500 | 3 |
| D4TE 12127-NA (75) | 120.4E | D4TZ 12127-N | *DA-1360 | 328 | | ●202 | ●207 | | ●500 | 3 |
| D4TE 12127-PA | 120.4A | D4TZ 12127-P | *DA-1346 | 323 | | 203 | 217 | | 500 | 3 |
| D4TE 12127-TA | 120.4B | D4TZ 12127-T | *DA-1359 | 325 | | 215 | 215 | | 501 | 3 |
| D4TE 12127-UA | 120.2B | D4TZ 12127-U | *DA-1376 | 309 | 100 | 201 | 200 | | | 2 |
| D4TE 12127-VA | 120.4A | D4TZ 12127-V | *DA-1374 | 323 | | 212 | 205 | | 500 | 3 |
| D4TE 12127-YA | 120.4B | D4TZ 12127-Y | *DA-1373 | 320 | | 201 | 209 | | 500 | 3 |
| D4TE 12127-ZA | 120.2A | ★ D4TZ 12127-Z /b D3BZ 12127-D | *DA-1395 | 330 | 102 | 201 | 200 | | | 2 |
| D4UE 12127-CA | 120.4A | D4UZ 12127-C | *DA-1345 | 322 | | 211 | 206 | | 501 | 3 |
| D4UE 12127-FA | 120.4A | D4UZ 12127-F | *DA-1375 | 323 | | 211 | 205 | | 500 | 3 |
| D4UE 12127-HA | 120.4A | D4UZ 12127-H | *DA-1362 | 324 | | 212 | 200 | | 500 | 3 |
| D4VE 12127-CA | 120.4C | D4VY 12127-C | *DA-1334 | 327 | | 201 | 200 | | 501 | 3 |
| D5DE 12127-BA | 120.4D | D6DZ 12127-E | *DA-1508 | 361 | | @ | @ | | @ | 3 |
| D5TE 12127-DA | 120.4G | D5TZ 12127-D | *DA-1427 | 337 | | ●208 | ●205 | | ●500 | 3 |
| D5TE 12127-EA | 120.4G | D5TZ 12127-E | *DA-1428 | 338 | | ●215 | ●216 | | ●500 | 3 |
| D5TE 12127-FA | 120.3B | D5TZ 12127-F | *DA-1442 | 339 | | ●203 | ●200 | | ●504 | 3 |
| D5TE 12127-LA | 120.4G | D5TZ 12127-L | *DA-1419 | 341 | | ●215 | ●210 | | ●500 | 3 |
| D5TE 12127-MA | 120.3B | D5TZ 12127-N | *DA-1445 | 351 | | ●202 | ●204 | | ●504 | 3 |
| D5TE 12127-NA | 120.3B | D5TZ 12127-P | *DA-1446 | 343 | | ●202 | ●205 | | ●504 | 3 |
| D5TE 12127-PA | 120.4G | D5TZ 12127-R | *DA-1449 | 344 | | ●201 | ●206 | | ●500 | 3 |
| D5TE 12127-RA | 120.4G | D5TZ 12127-M | *DA-1420 | 345 | | ●215 | ●210 | | ●500 | 3 |
| D5TE 12127-SA | 120.4D | D5TZ 12127-C | *DA-1414 | 342 | | ●202 | ●209 | | ●501 | 3 |
| D5TE 12127-TA | 120.4D | D5TZ 12127-T | *DA-1434 | 326 | | ●208 | ●205 | | ●505 | 3 |
| D5TE 12127-UA | 120.3B | D5TZ 12127-U | *DA-1473 | 351 | | ●203 | ●200 | | ●506 | 3 |
| D5TE 12127-VA | 120.1B | D5TZ 12127-H | *DA-1405 | 339 | 104 | 203 | 218 | | | 1 |
| D5TE 12127-ZA | 120.4G | D5TZ 12127-Z | *DA-1450 | 344 | | ●201 | ●210 | | ●501 | 3 |
| D5TE 12127-AAA | 120.3B | D5TZ 12127-A | *DA-1389 | 347 | | ●202 | ●204 | | ●504 | 3 |

1973/79
TRUCK SERIES 100/500

IDENTIFICATION CHART

| IDENTIFICATION | DISTRIBUTOR PARTS LIST SECTION & NUMBER | SERVICE REPLACEMENT DISTRIBUTOR | MOTORCRAFT SALES NO. | CALIBRATION CODE NUMBER | | | | | ILLUS. SEC. 120 PAGE |
|---|---|---------------------------------|----------------------|-------------------------|-----------|-------------------|-----------|-----------------------------|----------------------|
| | | | | DIA-PHRAGM ASSY. 12370 | CAM 12210 | SPRINGS (12191-2) | | SLEEVE & PLATE ASSY. 12A096 | |
| | | | | | | PRIMARY | SECONDARY | | |
| <p>12127 DISTRIBUTOR ASSY. — Cont'd NOTE: ●RECONDITIONERS ONLY—per Federal Standards not for dealer use for 1975/ applications ▲ To follow in subsequent change</p> | | | | | | | | | |
| D5TE 12127-ABA | 120.4E | D5TZ 12127-AB | *DA-1456 | 354 | | ●208 | ●203 | ●501 | 3 |
| D5TE 12127-ADA | 120.2B | D5TZ 12127-EA | *DA-1463 | 302 | 100 | 201 | 201 | | 2 |
| D5TE 12127-AEA | 120.4G | D5TZ 12127-HA | *DA-1471 | 357 | | ●201 | ●206 | ●500 | 3 |
| D5TE 12127-AFA | 120.4G | D5TZ 12127-GA | *DA-1469 | 356 | | ●215 | ●210 | ●501 | 3 |
| D5TE 12127-AGA | 120.4E | D5TZ 12127-FA | *DA-1466 | 328 | | ●202 | ●200 | ●505 | 3 |
| D5TE 12127-AKA | 120.4G | D5TZ 12127-J | *DA-1407 | 337 | | ●203 | ●203 | ●501 | 3 |
| D5TE 12127-ALA | 120.4D | D6TZ 12127-E | *DA-1507 | 362 | | @ | @ | @ | 3 |
| D5TE 12127-ANA | 120.3B | D5TZ 12127-AC | *DA-1483 | 360 | | ●201 | ●210 | ●507 | 3 |
| D5TE 12127-ASA | 120.4G | D6TZ 12127-D | *DA-1503 | 340 | | @ | @ | @ | 3 |
| D5UE 12127-BA | 120.4F | D5UZ 12127-B | *DA-1462 | 355 | | ●208 | ●203 | ●501 | 3 |
| D5UE 12127-CA | 120.4F | D5UZ 12127-C | *DA-1472 | 358 | | ●201 | ●202 | ●500 | 3 |
| D5UE 12127-DA | 120.4F | D5UZ 12127-D | *DA-1474 | 359 | | ●208 | ●202 | ●500 | 3 |
| D5UE 12127-EA | 120.4F | D5UZ 12127-A | *DA-1415 | 342 | | ●201 | ●202 | ●500 | 3 |
| D5UE 12127-HA | 120.4F | D6UZ 12127-D | *DA-1538 | 358 | | ●201 | ●209 | ●505 | 3 |
| D6TE 12127-AA | 120.3B | D6TZ 12127-A | *DA-1496 | 351 | | ●212 | ●206 | ●507 | 3 |
| D6TE 12127-CA | 120.4D | D6TZ 12127-C | *DA-1495 | 342 | | ●203 | ●200 | ●500 | 3 |
| D6TE 12127-DA | 120.4G | D6TZ 12127-K | *DA-1522 | 364 | | ●201 | ●206 | ●500 | 3 |
| D6TE 12127-EA | 120.3B | D6TZ 12127-J | *DA-1518 | 367 | | ●212 | ●205 | ●504 | 3 |
| D6TE 12127-FA | 120.4D | D6TZ 12127-F | *DA-1509 | 363 | | ●203 | ●210 | ●500 | 3 |
| D6TE 12127-GA | 120.3B | D6TZ 12127-G | *DA-1517 | 366 | | ●215 | ●205 | ●504 | 3 |
| D6TE 12127-HA | 120.4E | D6TZ 12127-H | *DA-1512 | 364 | | ●202 | ●200 | ●505 | 3 |
| D6TE 12127-JA | 120.4D | D6TZ 12127-M | *DA-1236 | 364 | | ●211 | ●216 | ●501 | 3 |
| D6TE 12127-KA | 120.4D | D6TZ 12127-L | *DA-1526 | 337 | | ●215 | ●204 | ●500 | 3 |
| D6UE 12127-AA | 120.4F | D6UZ 12127-A | *DA-1521 | 344 | | ●202 | ●203 | ●505 | 3 |
| D6UE 12127-BA | 120.4F | D6UZ 12127-B | *DA-1511 | 364 | | ●215 | ●206 | ●501 | 3 |
| D6UE 12127-CA | 120.4F | D6UZ 12127-C | *DA-1513 | 365 | | ●215 | ●206 | ●501 | 3 |
| D7AE 12127-BA | 120.4H | D7AZ 12127-A | *DA-1555 | 364 | | ●212 | ●210 | ●501 | 3 |
| D7TE 12127-BA | 120.4H | D7TZ 12127-B | *DA-1569 | 364 | | ●201 | ●210 | ●501 | 3 |
| D7TE 12127-EA | 120.4J | D7TZ 12127-E | *DA-1564 | 364 | | ●202 | ●210 | ●505 | 3 |
| D7TE 12127-GA | 120.3C | D7TZ 12127-G | *DA-1547 | 373 | | ●202 | ●200 | ●506 | 4 |
| D7TE 12127-JA | 120.4J | D7TZ 12127-J | *DA-1561 | 375 | | ●202 | ●210 | ●505 | 3 |
| D7TE 12127-MA | 120.3C | D7TZ 12127-M | *DA-1576 | 377 | | ●202 | ●200 | ●506 | 4 |
| D7TE 12127-NA | 120.4H | D7TZ 12127-N | *DA-1570 | 364 | | ●202 | ●205 | ●505 | 3 |
| D7TE 12127-PA | 120.4H | D7TZ 12127-P | *DA-1584 | 364 | | ●208 | ●210 | ●500 | 3 |
| D7TE 12127-RA | 120.4H | D7TZ 12127-R | *DA-1582 | 376 | | ●208 | ●210 | ●500 | 3 |
| D7TE 12127-TA | 120.3C | D7TZ 12127-T | *DA-1591 | 378 | | ●202 | ●200 | ●506 | 4 |
| D7TE 12127-UA | 120.3C | D7TZ 12127-U | *DA-1601 | 384 | | ●203 | ●200 | ●506 | 4 |
| D7TE 12127-ABA | 120.4K | D7TZ 12127-AB | *DA-1611 | 381 | | ●208 | ●208 | ●500 | 3 |
| D7TE 12127-ADA | 120.4J | D7TZ 12127-AA | *DA-1609 | 325 | | ●208 | ●206 | ●505 | 3 |
| D7TE 12127-AHA | 120.4H | D7TZ 12127-AC | *DA-1617 | 340 | | ●208 | ●200 | ●500 | 3 |
| D7TE 12127-AJA | 120.3C | D7TZ 12127-AD | *DA-1621 | 379 | | ●202 | ●204 | ●504 | 4 |
| D7TE 12127-AKA | 120.3C | D7TZ 12127-AE | *DA-1622 | 382 | | ●202 | ●205 | ●504 | 4 |
| D7TE 12127-ALA | 120.4H | D7TZ 12127-AL | *DA-1653 | 376 | | ●212 | ●210 | ●501 | 3 |
| D7TE 12127-AMA | 120.4H | D7TZ 12127-AM | *DA-1654 | 376 | | ●208 | ●204 | ●500 | 3 |
| D7TE 12127-APA | 120.4H | D8TZ 12127-C | *DA-1659 | 327 | | ●215 | ●204 | ●501 | 3 |
| D7UE 12127-AA | 120.4K | D7UZ 12127-A | *DA-1556 | 365 | | ●208 | ●203 | ●500 | 3 |
| D7UE 12127-BA | 120.4K | D7UZ 12127-B | *DA-1571 | 364 | | ●202 | ●203 | ●505 | 3 |
| D7UE 12127-DA | 120.4K | D7UZ 12127-H | *DA-1608 | 340 | | ●203 | ●209 | ●505 | 3 |
| D7UE 12127-EA | 120.4K | D7UZ 12127-E | *DA-1573 | 365 | | ●211 | ●205 | ●505 | 3 |
| D7UE 12127-FA | 120.4K | D7UZ 12127-F | *DA-1581 | 340 | | ●208 | ●207 | ●500 | 3 |
| D7UE 12127-JA | 120.4K | D7UZ 12127-H | *DA-1608 | 338 | | ●208 | ●200 | ●500 | 3 |

1973/79
TRUCK SERIES 100/500

IDENTIFICATION CHART

| IDENTIFICATION | DISTRIBUTOR PARTS LIST SECTION & NUMBER | SERVICE REPLACEMENT DISTRIBUTOR | MOTORCRAFT SALES NO. | CALIBRATION CODE NUMBER | | | | | ILLUS. SEC. & PLATE ASSY. 12A096 | 120 PAGE |
|----------------|---|---------------------------------------|----------------------------|----------------------------------|--------------|-------------------|-----------|--------|---|----------|
| | | | | DIA- PHRAGM ASSY. 12370 | CAM 12210 | SPRINGS (12191-2) | | SLEEVE | | |
| | | | | | | PRIMARY | SECONDARY | | | |
| 12127 | DISTRIBUTOR ASSY. — Cont'd | | | | | | | | | |
| NOTE: | ● RECONDITIONERS ONLY—per Federal Standards not for dealer use for 1975/ applications | | | | | | | | | |
| | ▲ To follow in subsequent change | | | | | | | | | |
| D7UE 12127-LA | 120.4K | D7UZ 12127-J | *DA-1616 | 340 | | ●208 | ●205 | | ●505 | 3 |
| D8AE 12127-ZA | ▲ | D9TZ 12127-F | *DA-1691 | ▲ | | ●212 | ●210 | | ●501 | 3 |
| D8AE 12127-ALA | ▲ | D9UZ 12127-A | *DA-1694 | ▲ | | ▲ | ▲ | | ▲ | 4 |
| D8TE 12127-BA | 120.4J | D8TZ 12127-A | *DA-1625 | 365 | | ●202 | ●210 | | ●505 | 3 |
| D8TE 12127-DA | 120.4H | D7TZ 12127-AF | *DA-1626 | 364 | | ●215 | ●205 | | ●501 | 3 |
| D8TE 12127-FA | 120.4H | D8TZ 12127-F | *DA-1627 | 364 | | ●212 | ●205 | | ●501 | 3 |
| D8TE 12127-PA | 120.4H | D8TZ 12127-P | *DA-1646 | 364 | | ●201 | ●204 | | ●501 | 3 |
| D8TE 12127-RA | ▲120.4H | D8TZ 12127-R | *DA-1648 | 365 | | ●211 | ●209 | | ●501 | 3 |
| D8TE 12127-UA | 120.4J | D8TZ 12127-U | *DA-1647 | 364 | | ●202 | ●210 | | ●505 | 3 |
| D8TE 12127-YA | 120.3B | D8TZ 12127-S | *DA-1645 | ▲ | | ●202 | ●204 | | ●504 | 3 |
| D8TE 12127-ZA | 120.3B | D8TZ 12127-Z | *DA-1649 | 379 | | ●203 | ●207 | | ●504 | 3 |
| D8TE 12127-AAA | 120.3B | D8TZ 12127-B | *DA-1652 | ▲ | | ●201 | ●205 | | ●504 | 3 |
| D8TE 12127-ABA | ▲ | D9TZ 12127-C | *DA-1688 | ▲ | | ●215 | ●205 | | ●501 | 3 |
| D8TE 12127-ADA | ▲ | D9TZ 12127-E | *DA-1690 | ▲ | | ●212 | ●210 | | ●506 | 3 |
| D8TE 12127-AEA | ▲ | D9TZ 12127-A | *DA-1687 | ▲ | | ●201 | ●204 | | ●501 | 3 |
| D8TE 12127-AFA | ▲ | D9TZ 12127-B | *DA-1686 | ▲ | | ▲ | ▲ | | ▲ | 3 |
| D8TE 12127-AHA | ▲ | D9TZ 12127-D | *DA-1689 | 340 | | ●208 | ●200 | | ●500 | 3 |
| D8TE 12127-AKA | 120.3B | D8TZ 12127-AC | *DA-1699 | 382 | | ●202 | ●205 | | ●504 | 3 |
| D8TE 12127-AMA | 120.3B | D8TZ 12127-AR | DA-1714 | 379 | | ●203 | ●207 | | ●504 | 3 |
| D8TE 12127-APA | 120.3C | D8TZ 12127-AB | *DA-1674 | 382 | | ●203 | ●210 | | ●504 | 4 |
| D8TE 12127-ARA | 120.3C | D8TZ 12127-AR | *DA-1714 | 379 | | ●203 | ●206 | | ●504 | 3 |
| D8TE 12127-ATA | 120.3B | D8TZ 12127-AT | DA-1717 | 367 | | ●202 | ●200 | | ●507 | 3 |
| D8UE 12127-AA | 120.4K | D8UZ 12127-A | *DA-1624 | 365 | | ●215 | ●204 | | ●500 | 3 |
| D8UE 12127-CA | 120.4K | D8UZ 12127-C | *DA-1650 | 381 | | ●202 | ●206 | | ●505 | 3 |
| D8UE 12127-DA | 120.4F | D8UZ 12127-D | *DA-1651 | 362 | | ●208 | ●206 | | ●501 | 3 |
| D8UE 12127-EA | 120.3B | D8UZ 12127-E | *DA-1660 | 382 | | ●203 | ●210 | | ●504 | 4 |
| D9TE 12127-DA | 120.4H | D9TZ 12127-H | *DA-1698 | 364 | | ●212 | ●210 | | ●501 | |
| D9TE 12127-EA | 120.4H | D9TZ 12127-J | *DA-1702 | 364 | | ●215 | ●205 | | ●501 | |
| D9TE 12127-GA | 120.4H | D9TZ 12127-G | *DA-1681 | 364 | | ●203 | ●204 | | ●501 | |
| D9TE 12127-NA | 120.4H | D8TZ 12127-C | *DA-1659 | 327 | | ●215 | ●204 | | ●501 | |
| D9TE 12127-SA | 120.3C | D9TZ 12127-AF | *DA-1719 | 373 | | ●202 | ●205 | | ●506 | |
| D9TE 12127-TA | 120.3C | D7TZ 12127-AE | *DA-1622 | 382 | | ●202 | ●205 | | ●504 | |
| D9TE 12127-UA | 120.3C | D9UZ 12127-M | *DA-1721 | 373 | | ●212 | ●218 | | ●506 | |
| D9TE 12127-YA | 120.3C | D9TZ 12127-AD | *DA-1724 | 377 | | ●202 | ●219 | | ●506 | |
| D9TE 12127-AAA | 120.3C | D9UZ 12127-K | *DA-1722 | 379 | | ●212 | ●200 | | ●506 | |
| D9TE 12127-ACA | 120.30 | D9UZ 12127-M | *DA1721 | 373 | | ●212 | ●218 | | ●506 | |
| D9TE 12127-ADA | 120.3C | D9TZ 12127-AD | *DA-1724 | 377 | | ●202 | ●219 | | ●506 | |
| D9TE 12127-AEA | 120.3C | D9TZ 12127-AE | *DA-1725 | ▲ | | ●202 | ●219 | | ●506 | |
| D9TE 12127-AFA | 120.3C | D9TZ 12127-AF | *DA-1719 | 373 | | ●202 | ●205 | | ●506 | |
| D9TE 12127-AGA | 120.4H | D9TZ 12127-J | *DA-1702 | 364 | | ●215 | ●205 | | ●501 | |
| D9TE 12127-AHA | 120.4D | D9TZ 12127-AH | *DA-1727 | 364 | | ●203 | ●218 | | ●505 | |
| D9TE 12127-AJA | 120.4H | D9TZ 12127-AJ | *DA-1728 | 337 | | ●202 | ●205 | | ●505 | |
| D9TE 12127-AKA | 120.4H | D9TZ 12127-H | *DA-1698 | 364 | | ●212 | ●210 | | ●501 | |
| D9TE 12127-AMA | 120.4H | D9TZ 12127-G | *DA-1681 | 364 | | ●203 | ●204 | | ●501 | |
| D9TE 12127-ANA | 120.4H | D9TZ 12127-L | *DA-1728 | 337 | | ●202 | ●205 | | ●505 | |

1973/79
TRUCK SERIES 100/500

IDENTIFICATION CHART

| IDENTIFICATION | DISTRIBUTOR PARTS LIST SECTION & NUMBER | SERVICE REPLACEMENT DISTRIBUTOR | MOTORCRAFT SALES NO. | CALIBRATION CODE NUMBER | | | | | SLEEVE & PLATE ASSY. 12A096 | ILLUS. SEC. 120 PAGE |
|----------------|--|---------------------------------------|----------------------------|----------------------------------|--------------|-------------------|-----------|--------|--------------------------------------|-------------------------|
| | | | | DIA- PHRAGM ASSY. 12370 | CAM 12210 | SPRINGS (12191-2) | | VACUUM | | |
| | | | | | | PRIMARY | SECONDARY | | | |

12127 DISTRIBUTOR ASSY. — Cont'd.

NOTE: ● RECONDITIONERS ONLY — per Federal Standard not for dealer use for 1975/ applications

▲ To follow in subsequent change

| | | | | | | | | | | | |
|------|----------|--------|------|---------|----------|-----|--|------|------|--|------|
| D9UE | 12127-BA | 120.4F | D9UZ | 12127-P | *DA-1715 | 365 | | ●210 | ●210 | | ●500 |
| D9UE | 12127-CA | 120.4H | D8TZ | 12127-A | *DA-1625 | 365 | | ●202 | ●210 | | ●505 |
| D9UE | 12127-DA | 120.4F | D9UZ | 12127-B | *DA-1704 | 376 | | ●210 | ●210 | | ●500 |
| D9UE | 12127-EA | 120.3C | D9UZ | 12127-A | *DA-1694 | 373 | | ●212 | ●200 | | ●504 |
| D9UE | 12127-FA | 120.3C | D9UZ | 12127-N | *DA-1723 | 379 | | ●202 | ●205 | | ●506 |
| D9UE | 12127-HA | 120.4F | D9UZ | 12127-B | *DA-1704 | 376 | | ●210 | ●210 | | ●500 |
| D9UE | 12127-JA | 120.3C | D9UZ | 12127-A | *DA-1694 | 373 | | ●212 | ●200 | | ●504 |
| D9UE | 12127-KA | 120.3C | D9UZ | 12127-K | *DA-1722 | 379 | | ●212 | ●200 | | ●506 |
| D9UE | 12127-LA | 120.4D | D9UZ | 12127-L | *DA-1729 | 376 | | ●203 | ●204 | | ●500 |
| D9UE | 12127-MA | 120.3C | D9UZ | 12127-M | *DA-1721 | 373 | | ●212 | ●218 | | ●506 |
| D9UE | 12127-NA | 120.3C | D9UZ | 12127-N | *DA-1723 | 379 | | ●202 | ●205 | | ●506 |
| D9UE | 12127-PA | 120.4F | D9UZ | 12127-P | *DA-1715 | 365 | | ●210 | ●210 | | ●500 |
| D9UE | 12127-RA | 120.4K | D9UZ | 12127-R | *DA-1732 | 325 | | ●208 | ●207 | | ●505 |
| D9UE | 12127-SA | 120.4F | D9UZ | 12127-B | *DA-1704 | 376 | | ●210 | ●210 | | ●500 |
| D9UE | 12127-UA | 120.3C | D9UZ | 12127-M | *DA-1721 | 373 | | ●212 | ●218 | | ●506 |

1973/79
TRUCK SERIES 100/500

CALIBRATION PARTS CHART

HOW TO FIND DISTRIBUTOR CALIBRATION PARTS

(Diaphragm Assy., Primary, Secondary, Vacuum Springs & Cam)

You must know the Distributor Identification Number -

1. Refer to Identification Chart beginning on page 4 of this section.
2. Check distributor for marking or identification number and locate same in chart.
3. Find Calibration parts listed by code number in adjacent columns.
4. Refer to Calibration Code and Part Number Cross Reference listed below for appropriate part number.

Example: Calibration parts for Distributor identified D3TF 12127-EA are-
PRIMARY SPRING - 201 - C5AZ 12192-D, SECONDARY SPRING - 205 - C5AZ 12192-J,
CAM - 101 - C5AZ 12210-B and DIAPHRAGM - 302 - D2ZZ 12370-A

CODE CROSS REFERENCE CHART

| CODE | PART NUMBER | MOTORCRAFT SALES NO. | DESCRIPTION | CODE | PART NUMBER | MOTORCRAFT SALES NO. | DESCRIPTION |
|---|----------------|----------------------|------------------|--|----------------|----------------------|------------------|
| 12210 CAMS-Codes 100 thru 199 | | | | 12370 DIAPHRAGM ASSY-Codes 300 thru 399 - Cont'd | | | |
| 100 | C5AZ 12210-A | *DF-342 | | 311 | D2AZ 12370-B | *DD-344 | |
| 101 | C5AZ 12210-B | *DF-343 | | 312 | D2TZ 12370-J | *DD-338 | |
| 102 | C6TZ 12210-B | *DF-352 | | 313 | D3UZ 12370-E | *DD-668 | |
| 103 | D1TZ 12210-A | *DF-383 | | 314 | D3UZ 12370-G | *DD-666 | |
| 104 | C5TZ 12210-A | *DF-344 | | 315 | D3AZ 12370-A | *DD-648 | |
| 105 | C2TZ 12210-B | *DF-333 | | 316 | D2TZ 12370-C | *DD-335 | |
| 12192 SPRINGS-Codes 200 thru 299 | | | | 317 | D3VY 12370-A | *DD-660 | |
| 200 | C5AZ 12192-A | *MS-467 | | 318 | D3UZ 12370-H | *DD-669 | |
| 201 | C5AZ 12192-D | *MS-470 | | 319 | D2TZ 12370-F | *DD-340 | |
| 202 | C5AZ 12192-E | *MS-471 | | 320 | D4TZ 12370-B | *DD-690 | |
| 203 | C5AZ 12192-F | *MS-472 | | 321 | D4TZ 12370-D | *DD-688 | |
| 204 | C5AZ 12192-H | *MS-475 | | 322 | D4UZ 12370-A | *DD-681 | |
| 205 | C5AZ 12192-J | *MS-473 | | 323 | D4AZ 12370-A | *DD-684 | |
| 206 | C5AZ 12192-L | *MS-484 | | 324 | D4TZ 12370-C | *DD-697 | |
| 207 | C5VY 12192-A | *MS-476 | | 325 | D4TZ 12370-G | *DD-695 | |
| 208 | D00Z 12192-A | *MS-492 | | 326 | D4VY 12370-A | *DD-691 | |
| 209 | C8AZ 12192-B | *MS-488 | | 327 | D3AZ 12370-C | *DD-675 | |
| 210 | D2WY 12192-A | *MS-506 | | 328 | D4MY 12370-B | *DD-698 | |
| 211 | C5AZ 12192-M | *MS-483 | | 329 | D30Z 12370-B | *DD-645 | |
| 212 | C5AZ 12192-K | *MS-474 | | 330 | D4TZ 12370-J | *DD-704 | |
| 213 | B8A 12192-A | *MS-2 | | 331 | D3VY 12370-B | *DD-658 | |
| 214 | B8A 12192-B | *MS-3 | | 332 | D40Z 12370-C | *DD-705 | |
| 215 | C5AZ 12192-B | *MS-468 | | 333 | D40Z 12370-F | *DD-707 | |
| 216 | C5AZ 12192-N | *MS-493 | | 334 | D40Z 12370-E | *DD-706 | |
| 217 | B7AZ 12192-D | NONE | | 335 | D40Z 12370-A | *DD-692 | |
| 218 | D3AZ 12192-A | *MS-510 | | 336 | D4TZ 12370-F | *DD-682 | |
| 219 | C9AZ 12192-A | | | 337 | D5TZ 12370-D | *DD-720 | |
| 220 | D9TZ 12192-A | NONE | | 338 | D40Z 12370-D | *DD-719 | |
| 12370 DIAPHRAGM ASSY-Codes 300 thru 399 | | | | 339 | D5TZ 12370-J | *DD-728 | |
| 300 | D2TZ 12370-E | *DD-360 | | 340 | D5TZ 12370-E | *DD-721 | |
| 301 | ★ D2UZ 12370-A | *DD-347 | r/b D4UZ 12370-B | 341 | D5TZ 12370-B | *DD-717 | |
| 302 | D2ZZ 12370-A | *DD-339 | | 342 | D5TZ 12370-F | *DD-725 | |
| 303 | D3UZ 12370-A | *DD-636 | | 343 | D4ZZ 12370-C | *DD-693 | |
| 304 | D2TZ 12370-G | *DD-342 | | 344 | D5TZ 12370-H | *DD-730 | |
| 305 | D30Z 12370-C | *DD-644 | | 345 | D5TZ 12370-C | *DD-718 | |
| 306 | D3TZ 12370-A | *DD-656 | | 346 | D3HZ 12370-A | *DD-643 | |
| 307 | D3UZ 12370-B | *DD-655 | | 347 | D4ZZ 12370-B | *DD-676 | |
| 308 | D3UZ 12370-D | *DD-654 | | 348 | ★ D5TZ 12370-K | *DD-729 | r/b D5TZ 12370-J |
| 309 | D3TZ 12370-D | *DD-663 | | 349 | D3HZ 12370-B | *DD-642 | |
| 310 | D3UZ 12370-C | *DD-662 | | 350 | D4TZ 12370-K | *DD-739 | |

1973/79
TRUCK SERIES 100/500

CODE CROSS REFERENCE CHART

| CODE | PART NUMBER | MOTORCRAFT SALES NO. | DESCRIPTION | CODE | PART NUMBER | MOTORCRAFT SALES NO. | DESCRIPTION |
|--|--------------|-------------------------|-------------|--|---------------|-------------------------|-------------|
| 12370 DIAPHRAGM ASSY—Codes 300 thru 399 — Cont'd | | | | 12370 DIAPHRAGM ASSY—Codes 300 thru 399 — Cont'd | | | |
| 351 | D5TZ 12370-G | *DD-738 | | 373 | D6DZ 12370-B | *DD-764 | |
| 352 | D4TZ 12370-M | *DD-752 | | 375 | D7TZ 12370-B | *DD-780 | |
| 353 | D4UZ 12370-B | *DD-740 | | 376 | D7TZ 12370-C | *DD-782 | |
| 354 | D5UZ 12370-A | *DD-743 | | 377 | D7TZ 12370-D | *DD-783 | |
| 355 | D5UZ 12370-B | *DD-744 | | 378 | D7TZ 12370-E | *DD-788 | |
| 356 | D5TZ 12370-M | *DD-748 | | 379 | D7TZ 12370-F | *DD-792 | |
| 357 | D5TZ 12370-N | *DD-749 | | 380 | D7TZ 12370-G | *DD-793 | |
| 358 | D5UZ 12370-C | *DD-750 | | 381 | D7UZ 12370-A | *DD-798 | |
| 359 | D5UZ 12370-D | *DD-753 | | 382 | D7TZ 12370-H | *DD-800 | |
| 360 | D5TZ 12370-P | *DD-762 | | 383 | D8TZ 12370-A | *DD-833 | |
| 361 | D6TZ 12370-A | *DD-765 | | 384 | D7TZ 12370-J | *DD-834 | |
| 362 | D5DZ 12370-D | *DD-722 | | 385 | D9TZ 12370-A | *DD-844 | |
| 363 | D6TZ 12370-C | *DD-767 | | 12A096 SLEEVE and PLATE ASSY.—Codes 500 thru 599 | | | |
| 364 | D5AZ 12370-A | *DD-714 | | 500 | D3AZ 12A096-A | *DB-195 | |
| 365 | D5AZ 12370-B | *DD-755 | | 501 | D4AZ 12A096-C | *DB-197 | |
| 366 | D6TZ 12370-B | *DD-768 | | 502 | D4DZ 12A096-C | *DB-200 | |
| 367 | D5FZ 12370-C | *DD-763 | | 503 | D4DZ 12A096-A | *DB-199 | |
| 368 | D3HZ 12370-E | *DD-640 | | 504 | D5TZ 12A096-A | | |
| 369 | D6HZ 12370-A | *DD-766 | | 505 | D5AZ 12A096-A | | |
| 370 | D6HZ 12370-B | *DD-770 | | 506 | D5TZ 12A096-B | | |
| 371 | D5HZ 12370-A | *DD-771 | | 507 | D5TZ 12A096-C | | |
| 372 | D6HZ 12370-C | *DD-778 | | 508 | D6HZ 12A096-A | | |

1973/79
TRUCK SBRIBS 100/500

APPLICATION CHART

| YEAR | MODEL | IDENTIFICATION | PARTS LIST SEC. & NO. | SERVICE REPLACEMENT DISTRIBUTOR | DISTRIBUTOR COMPONENTS | | | | ILLUS. SEC. 120 PAGE |
|--|-------|----------------|-----------------------|---------------------------------|------------------------|-------------|--------|------------|----------------------|
| | | | | | CAP | CON-DEN-SER | POINTS | REPAIR KIT | |
| <p>12127 DISTRIBUTOR ASSY. — Cont'd</p> <p>Notes: a — 7HA 12106 *DH-4 p — C9AZ 12300-A *DC-13-A q—D5DZ 12106-A *DH-353(1975/76)—D7DZ 12106-A *DH-367 (cap) and D7DZ 12A217-A *DJ-1 (adapter) (1977/78) ◇ Includes (1) D7TZ 12106-B Cap & (1) D7TZ 12200-C rotor</p> | | | | | | | | | |

6 CYL. 4.9L (300 C.I.D.)

| | | | | | | | | | | |
|-------|---|-----------------------|--------|---------------------------|---|------|-----------------------|------------------------|---|---|
| 73/74 | E300(89) | D3TF 12127-GA | 120.1A | D3TZ 12127-A *DA-1237 | a | p | C9AZ 12171-B *DP-3 | C5AZ 12000-D *DK-16 | C5TZ 12200-B *DR-87 r/b D5DZ 12200-A | 1 |
| 73/75 | B-F500—"Before Ser. W00,001" | | | | | | | | | |
| 73/75 | F150/350—"Before Ser. W00,001" | | | | | | | | | |
| 73/75 | P350/500—"Before Ser. W00,001" | | | | | | | | | |
| 74 | E100/200 | D8TE 12127-AT | 120.3A | D8TZ 12127-AT *DA-1717 | ◇ | None | None | None | D7TZ 12200-C *DR-312 | 3 |
| 74 | F100 | | | | | | | | | |
| 75 | F100 -- M/T- w/o Calif. emission - exc. Canada | D5TE 12127-NA | 120.3B | D5TZ 12127-P *DA-1446 | q | None | None | None | D5DZ 12200-A *DR-87-A | 4 |
| 75 | E100 -- A/T | | | | | | | | | |
| 75 | E100 -- M/T exc. - Canada | | | | | | | | | |
| 76 | E100 -- M/T exc. Calif. or Canada | | | | | | | | | |
| 76 | E100 -- A/T exc. - Calif. or Canada | | | | | | | | | |
| 76 | F100 -- M/T exc - Calif. or Canada- "Before Ser. A50,001" | | | | | | | | | |
| 76 | F100 -- M/T - exc. Calif. or Canada- "From Ser. A50,001" | D6TE 12127-GA | 120.3B | D6TZ 12127-G *DA-1517 | q | None | None | None | D5DZ 12200-A *DR-87-A | 4 |
| 75 | F100 -- A/T | D5TE 12127-MA | 120.3B | D5TZ 12127-N *DA-1445 | q | None | None | None | D5DZ 12200-A *DR-87-A | 4 |
| 76 | F100 -- A/T exc. Calif. or Canada | | | | | | | | | |
| 76 | E-F100 -- A/T-Canada | D6TE 12127-EA | 120.3B | D6TZ 12127-J *DA-1518 | q | None | None | None | D5DZ 12200-A *DR-87-A | 4 |
| 75 | F100 -- M/T-w/ Calif. emission | D5TE 12127-AA, AAA | 120.3B | D5TZ 12127-A *DA-1389 | q | None | None | None | D5DZ 12200-A *DR-87-A | 4 |
| 75/76 | E100 -- M/T-Canada | D5TE 12127-ANA | 120.3B | D5TZ 12127-AC *DA-1483 | q | None | None | None | D5DZ 12200-A *DR-87-A | 4 |
| 75/76 | F100 -- M/T-Canada | | | | | | | | | |

1973/79
TRUCK SERIES 100/500

| APPLICATION CHART | | | | | | | | | | |
|---|-------|----------------|-----------------------|---------------------------------|------------------------|-------------|--------|------------|-------|----------------------|
| YEAR | MODEL | IDENTIFICATION | PARTS LIST SEC. & NO. | SERVICE REPLACEMENT DISTRIBUTOR | DISTRIBUTOR COMPONENTS | | | | | ILLUS. SEC. 120 PAGE |
| | | | | | CAP | CON-DEN-SER | POINTS | REPAIR KIT | ROTOR | |
| 12127 DISTRIBUTOR ASSY. — Cont'd | | | | | | | | | | |
| Notes: q—D5DZ 12106-A *DH-353(1975/76)—D7DZ 12106-A *DH-367 (cap) and D7DZ 12A217-A *DJ-1 (adapter) (1977/78) | | | | | | | | | | |
| u—D7DZ 12106-A *DH-367 (cap) and D7DZ 12A217-A *DJ-1 (adapter) | | | | | | | | | | |

6 CYL. 4.9L (300 C.I.D.)

| | | | | | | | | | | |
|----|---|----------------|--------|---------------------------|---|------|------|------|--|---|
| 76 | E100 — — Calif. | D6TE 12127-AA | 120.3B | D6TZ 12127-A *DA-1496 | q | None | None | None | D5DZ 12200-A *DR-87-A (1976) or D7DZ 12200-A *DR-314 (1978) | 4 |
| 76 | F100 — — M/T—Calif. | | | | | | | | | |
| 78 | E—F100 — — M/T — Canada | | | | | | | | | |
| 77 | E100— "Before "Ser. Y20,001" | D7TE 12127-GA | 120.3C | D7TZ 12127-G *DA-1547 | u | None | None | None | D7DZ 12200-A *DR-314 | 4 |
| 77 | E100 — — w/o Calif. emission— "From Ser. Y20,001" | | | | | | | | | |
| 77 | F100 — — A/T— "Before Ser. Y20,001" | | | | | | | | | |
| 77 | E100 — — Pulsair — "From Ser. Y20,001" | D7TE 12127-AKA | 120.3C | D7TZ 12127-AE *DA-1622 | u | None | None | None | D7DZ 12200-A *DR-314 | 4 |
| 78 | E100 — — M/T—exc. Canada and Calif.— "Before Ser. B60,001" | | | | | | | | | |
| 78 | F100 — — M/T — exc. Canada and Calif.— "Before Ser. B60,001" | | | | | | | | | |
| 79 | F150/250 — — exc. w/Calif. emission | | | | | | | | | |
| 78 | E—F100 — — 2/W/D— M/T — exc. w/ Calif. emission & Canada— "From Ser. B60,001" | D8TE 12127-AKA | 120.3B | D8TZ 12127-AC *DA-1699 | q | None | None | None | D7DZ 12200-A | 4 |
| 79 | E150/250 — — M/T—exc. w/ Calif. emission | | | | | | | | | |
| 79 | F150/250 — — M/T— | | | | | | | | | |
| 78 | E100 — — A/T—exc. Calif. "Before Ser. B60,001" | D8UE 12127-EA | 120.3B | D8UZ 12127-E *DA-1660 | u | None | None | None | D7DZ 12200-A *DR-314 | 4 |
| 78 | E100 — — A/T—exc. Calif. "From Ser. "B60,001" | D8TE 12127-APA | 120.3C | D8TZ 12127-AB *DA-1674 | u | None | None | None | D7DZ 12200-A *DR-314 | 4 |
| 77 | F100 — — M/T — exc. Calif. emission | D7TE 12127-TA | 120.3C | D7TZ 12127-T *DA-1591 | u | None | None | None | D7DZ 12200-A *DR-314 | 4 |
| 77 | F100 — — M/T—w/ Calif. emission— "Before Ser. Y20,001" | D7TE 12127-MA | 120.3C | D7TZ 12127-M *DA-1576 | u | None | None | None | D7DZ 12200-A *DR-314 | 4 |
| 77 | F100 — — A/T— "From Ser. Y20,001" | D7TE 12127-AJA | 120.3C | D7TZ 12127-AD *DA-1621 | u | None | None | None | D7DZ 12200-A *DR-314 | 4 |
| 77 | F100 — — M/T—w/ Calif. emission— "From Ser. Y20,001" | | | | | | | | | |
| 78 | E—F100/250 — — M/T — Calif. | D8TE 12127-YA | 120.3B | D8TZ 12127-S *DA-1645 | u | None | None | None | D7DZ 12200-A *DR-314 | 3 |
| 78 | F100/150 — — C6— exc. Calif. | D8TE 12127-ZA | ▲ | D8TZ 12127-Z *DA-1649 | u | None | None | None | D7DZ 12200-A *DR-314 | 3 |

1973/79
TRUCK SERIES 100/500

SECTION 120 17

APPLICATION CHART

| YEAR | MODEL | IDENTIFICATION | PARTS LIST SEC. & NO. | SERVICE REPLACEMENT DISTRIBUTOR | DISTRIBUTOR COMPONENTS | | | | ILLUS. SEC. 120 PAGE |
|---|-------|----------------|-----------------------|---------------------------------|------------------------|-------------|--------|------------|----------------------|
| | | | | | CAP | CON-DEN-SER | POINTS | REPAIR KIT | |
| <p>12127 DISTRIBUTOR ASSY. — Cont'd</p> <p>Notes: c — B7A 12106-A *DH-6 p — C9AZ 12300-A *DC-13-A t—D5AZ 12106-A *DH-354</p> | | | | | | | | | |

8 CYL. 5.0L (302 C.I.D.)

| | | | | | | | | | | |
|----|--|---------------|--------|---|---|------|-----------------------|------------------------|-------------------------|---|
| 73 | E100/200(89) -- A/T | D3UF 12127-FA | 120.2A | D3UZ 12127-F *DA-1313 | c | p | B8Q 12171-A *DP-12 | C0TZ 12000-A *DK-10 | B7A 12200-A *DR-5 | 2 |
| 73 | E100(82) -- A/T | | | | | | | | | |
| 73 | F100 -- A/T | | | | | | | | | |
| 74 | E100/200 -- A/T- without breakerless ign. | | | | | | | | | |
| 74 | E100/300 -- A/T- w/breakerless ign.—exc. Calif. | D4HE 12127-DA | 120.4A | D4HZ 12127-D *DA-1400 | c | None | None | None | B7A 12200-A *DR-5 | 3 |
| 74 | E200 -- M/T-with breakerless ign. | D4UE 12127-HA | 120.4A | ★ D4UZ 12127-H *DA-1362 Not replaced | c | None | None | None | B7A 12200-A *DR-5 | 3 |
| 74 | E100/200 -- A/T -with breakerless ign. -Calif.— "Before Ser. S80,001" | D4UE 12127-CA | 120.4A | ★ D4UZ 12127-C *DA-1345 Not replaced | c | None | None | None | B7A 12200-A *DR-5 | 3 |
| 74 | E100/200 -- A/T- w/breakerless ign.—Calif.— "From Ser. S80,001" | D4UE 12127-FA | 120.4A | D4UZ 12127-F *DA-1375 | c | None | None | None | B7A 12200-A *DR-5 | 3 |
| 74 | F100 -- M/T- w/o breakerless ign. "From Ser. T20,001" | D4TE 12127-ZA | 120.2A | D4TZ 12127-Z *DA-1395 r/b D3BZ 12127-D | c | p | B8Q 12171-A *DP-12 | C0TZ 12000-A *DK-10 | B7A 12200-A *DR-5 | 2 |
| 74 | F100 -- M/T- w/breakerless ign.—exc. Calif. | D40E 12127-GA | 120.4A | D40Z 12127-G *DA-1402 | c | None | None | None | B7A 12200-A *DR-5 | 3 |
| 74 | F100 -- M/T- w/breakerless ign.—Calif. | D4TE 12127-LA | 120.4A | D4TZ 12127-L *DA-1381 | c | None | None | None | B7A 12200-A *DR-5 | 3 |
| 74 | F100 -- A/T-Calif. with breakerless ign.— "Before Ser. U20,001" | D4TE 12127-PA | 120.4A | D4TZ 12127-P *DA-1346 | c | None | None | None | B7A 12200-A *DR-5 | 3 |
| 74 | F100 -- A/T-Calif. -- w/breakerless ign.— "From Ser. U20,001" | D4HE 12127-NA | 120.4A | D4HZ 12127-N *DA-1437 | c | None | None | None | B7A 12200-A *DR-5 | 3 |
| 74 | F100 -- A/T-exc. Calif.- w/breakerless ign. | D4BE 12127-FA | 120.4A | D4BZ 12127-F *DA-1347 | c | None | None | None | B7A 12200-A *DR-5 | 3 |
| 75 | F100 -- M/T | D5TE 12127-SA | 120.4D | D5TZ 12127-C *DA-1414 | t | None | None | None | D5AZ 12200-A *DR-5-A | 3 |
| 76 | F100 -- M/T- exc. Calif. and Canada- "Before Ser. A50,000" | | | | | | | | | |
| 76 | F100 -- M/T-exc. Calif. and Canada "From Ser. A50,00" | D6TE 12127-JA | 120.4D | D6TZ 12127-M *DA-1536 | t | None | None | None | D5AZ 12200-A *DR-5-A | 3 |
| 75 | F100 -- A/T | D5TE 12127-TA | 120.4D | D5TZ 12127-T *DA-1434 | t | None | None | None | D5AZ 12200-A *DR-5-A | 3 |
| 76 | F100 -- A/T- Calif. | | | | | | | | | |

OCTOBER, 1979

COPYRIGHT © 1979—

FORD MOTOR
COMPANY

—DEARBORN, MICHIGAN

NEW ISSUE

1973/79
TRUCK SERIES 100/500

APPLICATION CHART

| YEAR | MODEL | IDENTIFICATION | PARTS LIST SEC. & NO. | SERVICE REPLACEMENT DISTRIBUTOR | DISTRIBUTOR COMPONENTS | | | | ILLUS. SEC. 120 PAGE |
|--------|-------|--|-----------------------|---------------------------------|------------------------|-------------|--------|------------|----------------------|
| | | | | | CAP | CON-DEN-SER | POINTS | REPAIR KIT | |
| 12127 | | DISTRIBUTOR ASSY. — Cont'd | | | | | | | |
| Notes: | | c — B7A 12106-A *DH-6 p — C9AZ 12300-A *DC-13-A t—D5AZ 12106-A *DH-354 x—D7TZ 12106-A *DH-370 v—D7AZ 12106-A *DH-366 (cap) and D7VY 12A217-A *DJ-2 (adapter) | | | | | | | |
| | | ▲ To follow in a subsequent change | | | | | | | |

8 CYL. 5.0L (302 C.I.D.)

| | | | | | | | | | | |
|-----|---|----------------|--------|---------------------------|---|------|------|------|-------------------------|---|
| 76 | F100 -- M/T-Calif. | D6TE 12127-CA | 120.4D | D6TZ 12127-C *DA-1495 | t | None | None | None | D5AZ 12200-A *DR-5-A | 3 |
| 76 | F100 -- A/T - exc. Calif. and Canada "Before Ser. A50,000" | D5TE 12127-ALA | 120.4D | D6TZ 12127-E *DA-1507 | t | None | None | None | D5AZ 12200-A *DR-5-A | 3 |
| 76 | F100 -- A/T-exc. Calif. and Canada "From Ser. A50,000" | D6TE 12127-KA | 120.4D | D6TZ 12127-L *DA-1526 | t | None | None | None | D5AZ 12200-A *DR-5-A | 3 |
| 76 | F100 -- M/T-Canada | D6TE 12127-FA | 120.4D | D6TZ 12127-F *DA-1509 | t | None | None | None | D5AZ 12200-A *DR-5-A | 3 |
| 76 | F100 -- A/T-Canada | D5DE 12127-BA | 120.4D | D6DZ 12127-E *DA-1508 | t | None | None | None | D5AZ 12200-A *DR-5-A | 3 |
| 77 | F100 -- M/T | D7TE 12127-JA | 120.4J | D7TZ 12127-J *DA-1561 | v | None | None | None | D8AZ 12200-A *DR-323 | 3 |
| 78/ | F100 -- M/T - w/o Hi altitude carb. | | | | | | | | | |
| 77 | F100 -- A/T | D7TE 12127-EA | 120.4J | D7TZ 12127-E *DA-1564 | v | None | None | None | D8AZ 12200-A *DR-323 | 3 |
| 78 | F100 -- M/T - w/Hi altitude carb. | | | | | | | | | |
| 78 | F150-A/T-w/Hi altitude carb. | | | | | | | | | |
| 77/ | F150 -- w/o Calif. emission or Hi altitude carb. | D7TE 12127-ADA | 120.4J | D7TZ 12127-AA *DA-1609 | v | None | None | None | D8AZ 12200-A *DR-323 | 3 |
| 79 | E-F150 -- M/T-Canada | | | | | | | | | |
| 78 | F100 -- A/T - exc. Calif. | D8TE 12127-BA | 120.4H | D8TZ 12127-A *DA-1625 | V | None | None | None | D8AZ 12200-A *DR-323 | 3 |
| 79 | E150/250 -- A/T | | | | | | | | | 1 |
| 79 | F150 -- w/Calif. emission | | | | | | | | | 1 |
| 78 | F100/150 -- A/T-Calif. | D8TE 12127-UA | ▲ | D8TZ 12127-U *DA-1647 | V | None | None | None | D8AZ 12200-A *DR-323 | 3 |
| 79 | E-F100 -- A/T-w/Calif. emission | D9TE 12127-AHA | 120.4D | D9TZ 12127-AH *DA-1727 | V | None | None | None | D8AZ 12200-A | 3 |
| 79 | E150/250 | D9UE 12127-LA | 120.4D | D9UZ 12127-L *DA-1729 | V | None | None | None | D8AZ 12200-A | 3 |

8 CYL. 5.4L (330 C.I.D.)

| | | | | | | | | | | |
|-------|---|----------------|--------|-----------------------------------|---|---|-----------------------|------------------------|-------------------------|---|
| 74/75 | B-F500—"Before Ser. W00,001" | D3TF 12127-EA | 120.2B | D3TZ 12127-E *DA-1258 | c | p | B8Q 12171-A *DP-12 | C0TZ 12000-A *DK-10 | B7A 12200-A *DR-5 | 2 |
| 75/76 | B-F500 -- w/o Calif. emission—"From Ser. W00,001" | | | r/b D3PZ 12127-S *DA-1258-A | | | | | | |
| 73 | B-F500 | D3PE 12127-SA | 120.2B | D3PZ 12127-S *DA-1258-A | c | p | B8Q 12171-A *DP-12 | C0TZ 12000-A *DK-10 | B7A 12200-A *DR-5 | 2 |
| 75/76 | B-F500 -- Calif. "From Ser. W00,001" | D5TE 12127-ADA | 120.2B | D5TZ 12127-EA *DA-1463 | t | p | B8Q 12171-A *DP-12 | C0TZ 12000-A *DK-10 | D6TZ 12200-A *DR-315 | 2 |
| 77 | B-F500 -- w/o Calif. emission | D3TF 12127-EA | 120.2B | D3TZ 12127-E *DA-1258 | x | p | B8Q 12171-A *DP-12 | None | D7TZ 12200-A *DR-313 | 2 |
| 77 | B-F500 -- Calif. emission | D5TE 12127-ADA | 120.2B | D5TZ 12127-EA *DA-1463 | x | p | B8Q 12171-A *DP-12 | None | D7TZ 12200-A *DR-313 | 2 |

1973/79
TRUCK SERIES 100/500

APPLICATION CHART

| YEAR | MODEL | IDENTIFICATION | PARTS LIST SEC. & NO. | SERVICE REPLACEMENT DISTRIBUTOR | DISTRIBUTOR COMPONENTS | | | | ILLUS. SEC. 120 PAGE | |
|--|--|--------------------|-----------------------|---------------------------------|------------------------|-------------|--------|------------|----------------------|-------|
| | | | | | CAP | CON-DEN-SER | POINTS | REPAIR KIT | | ROTOR |
| 12127 DISTRIBUTOR ASSY. — Cont'd v-D7AZ 12106-A *DH-366 (cap) and D7VY 12A217-A *DJ-2 (adapter) ▲ To follow in a subsequent change | | | | | | | | | | |
| 8 CYL. 5.8L (351 C.I.D.) — M | | | | | | | | | | |
| 77/78 | F100 -- A/T | D7AE 12127-BA | 120.4H | D7AZ 12127-A *DA-1555 | v | None | None | None | D8AZ 12200-A *DR-323 | 3 |
| 78 | F150/250 -- A/T-Calif. | | | | | | | | | |
| 77 | F100 -- M/T | D7TE 12127-BA | 120.4H | D7TZ 12127-B *DA-1569 | v | None | None | None | D8AZ 12200-A *DR-323 | 3 |
| 77 | F150/350- "Before Ser. 080,001" | D7TE 12127-NA | 120.4H | D7TZ 12127-N *DA-1570 | v | None | None | None | D8AZ 12200-A *DR-323 | 3 |
| 77 | F150/350 -- w/o Calif. emission- "From Ser. 080,001 to Y400,001" | | | | | | | | | |
| 77 | F150/350 -- w/Calif. emission- "From Ser. 080,001" | D7TE 12127-AHA | 120.4H | D7TZ 12127-AC *DA-1617 | v | None | None | None | D8AZ 12200-A *DR-323 | 3 |
| 78/79 | F350 -- w/Calif. emission | | | | | | | | | |
| 79 | F150/250 -- 4/W/D -- exc. w/Calif. emission | | | | | | | | | |
| 79 | F250 -- 2/W/D- exc. w/Calif. emission | | | | | | | | | |
| 79 | U150 | | | | | | | | | |
| 77/78 | F150/350-M/T- w/o Calif. emission "From Ser. Y40,001" | D7TE 12127-ALA | 120.4H | D7TZ 12127-AL *DA-1653 | v | None | None | None | D8AZ 12200-A *DR-323 | 3 |
| 77/78 | F150/350-A/T- w/o Calif. emission "From Ser. Y40,001" | D7TE 12127-AMA | 120.4H | D7TZ 12127-AM *DA-1654 | v | None | None | None | D8AZ 12200-A *DR-323 | 3 |
| 79 | F150/250 -- 4/W/D-M/T | | | | | | | | | |
| 79 | F350 exc. w/ Calif. emission | | | | | | | | | |
| 78 | F100 -- M/T | D8TE 12127-PA | ▲ | D8TZ 12127-P *DA-1646 | v | None | None | None | D8AZ 12200-A *DR-323 | 3 |
| 78 | F150/250 -- M/T-Calif. | | | | | | | | | |
| 78 | F100 -- A/T- w/Hi-altitude carb. | D8TE 12127-RA | ▲ | D8TZ 12127-R *DA-1648 | v | None | None | None | D8AZ 12200-A *DR-323 | 3 |
| 79 | F100 -- A/T- w/o Calif. emission exc. Canada | D9TE 12127-DA, AKA | 120.4H | D9TZ 12127-H *DA-1698 | v | None | None | None | D8AZ 12200-A | 3 |
| 79 | F150/250 -- A/T | | | | | | | | | |
| 79 | F150/250 -- M/T | D9TE 12127-GA | ▲ | D9TZ 12127-G *DA-1681 | v | None | None | None | D8AZ 12200-A | 3 |
| 79 | F100 -- w/Calif. emission "Before Ser. DJ0,001" | D9TE 12127-AJA | 120.4H | D9TZ 12127-AJ *DA-1728 | v | None | None | None | D8AZ 12200-A | 3 |
| 79 | F100 -- w/Calif. emission "From Ser. DJ0,001" | D9TE 12127-ANA | 120.4H | D9TZ 12127-L *DA-1705 | v | None | None | None | D8AZ 12200-A | 3 |

1973/79
TRUCK SERIES 100/500

| APPLICATION CHART | | | | | | | | | | |
|-------------------|--|----------------|-----------------------|---------------------------------|------------------------|-------------|--------|------------|-------|----------------------|
| YEAR | MODEL | IDENTIFICATION | PARTS LIST SEC. & NO. | SERVICE REPLACEMENT DISTRIBUTOR | DISTRIBUTOR COMPONENTS | | | | | ILLUS. SEC. 120 PAGE |
| | | | | | CAP | CON-DEN-SER | POINTS | REPAIR KIT | ROTOR | |
| 12127 | DISTRIBUTOR ASSY. — Cont'd | | | | | | | | | |
| Notes: | t-D5AZ 12106-A *DH-354 v-D7AZ 12106-A *DH-366 (cap) and D7VY 12A217-A *DJ-2 (adapter) ▲ To follow in a subsequent change | | | | | | | | | |

8 CYL. 5.8L (351 C.I.D.)-W

| | | | | | | | | | | |
|-------|---|----------------------|--------|------------------------|---|------|------|------|----------------------|---|
| 75 | E150/350 -- w/o Calif. emission | D5UE 12127-EA | 120.4F | D5UZ 12127-A *DA-1415 | t | None | None | None | D5AZ 12200-A *DR-5-A | 3 |
| 75/76 | E100 -- with 3.50 axle-w/o Calif. emission - "Before Ser. A50,001" | D5UE 12127-BA | 120.4F | D5UZ 12127-B *DA-1462 | t | None | None | None | D5AZ 12200-A *DR-5-A | 3 |
| 75/76 | E150/350 -- w/ Calif. emission— "Before Ser. B00,000" | D5UE 12127-CA | 120.4F | D5UZ 12127-C *DA-1472 | t | None | None | None | D5AZ 12200-A *DR-5-A | 3 |
| 76 | E150/350 -- Calif.— "From Ser. B00,000" | D5UE 12127-HA | 120.4F | D6UZ 12127-D *DA-1538 | t | None | None | None | D5AZ 12200-A *DR-5-A | 3 |
| 75/76 | E100 -- with 3.00 axle-w/o Calif. emission - "Before Ser. A50,001" | D5UE 12127-DA | 120.4F | D5UZ 12127-D *DA-1474 | t | None | None | None | D5AZ 12200-A *DR-5-A | 3 |
| 75/76 | E100 -- w/ Calif. emission | D5TE 12127-ABA | 120.4F | D5TZ 12127-AB *DA-1456 | t | None | None | None | D5AZ 12200-A *DR-5-A | 3 |
| 76 | E100 -- with 3.50 axle-w/o Calif. emission "From Ser. A50,001" | D6UE 12127-BA | 120.4F | D6UZ 12127-B *DA-1511 | t | None | None | None | D5AZ 12200-A *DR-5-A | 3 |
| 76 | E100 -- with 3.00 axle-w/o Calif. emission — "From Ser. A50,001" | D6UE 12127-CA | 120.4F | D6UZ 12127-C *DA-1513 | t | None | None | None | D5AZ 12200-A *DR-5-A | 3 |
| 76 | E150/350 -- exc. Calif. | D6UE 12127-AA | 120.4F | D6UZ 12127-A *DA-1521 | t | None | None | None | D5AZ 12200-A *DR-5-A | 3 |
| 77/ | E100 -- A/T— w/o Hi Alt. Carb. | D7UE 12127-AA | 120.4K | D7UZ 12127-A *DA-1556 | v | None | None | None | D8AZ 12200-A *DR-323 | 3 |
| 77/ | E100 -- M/T | D7UE 12127-BA | 120.4K | D7UZ 12127-B *DA-1571 | v | None | None | None | D8AZ 12200-A *DR-323 | 3 |
| 77 | E100 -- A/T—w/ Hi altitude Carb. | D7UE 12127-EA | 120.4K | D7UZ 12127-E *DA-1573 | v | None | None | None | D8AZ 12200-A *DR-323 | 3 |
| 77 | E150/350 -- A/T w/ Calif. emission | D7UE 12127-DA, JA | 120.4K | D7UZ 12127-H *DA-1608 | v | None | None | None | D8AZ 12200-A *DR-323 | 3 |
| 78 | E350 -- A/T — w/Calif. emission | | | | | | | | | |
| 77 | E150/350 -- M/T "Before Ser. Y20,001" | D7UE 12127-FA | 120.4K | D7UZ 12127-F *DA-1581 | v | None | None | None | D8AZ 12200-A *DR-323 | 3 |
| 77 | E150/350 -- A/T w/o Calif. emission "Before Ser. Y20,001" | | | | | | | | | |
| 77/ | E150/350 -- A/T— w/o Calif. emission— "From Ser. Y20,001" | D7TE 12127-ABA | 120.4K | D7TZ 12127-AB *DA-1611 | v | None | None | None | D8AZ 12200-A *DR-323 | 3 |
| 77 | E150/350 -- M/T— "From Ser. Y20,001" | D7UE 12127-LA | 120.4K | D7UZ 12127-J *DA-1616 | v | None | None | None | D8AZ 12200-A *DR-323 | 3 |
| 78 | E100 -- A/T— w/Hi altitude carb. | D8UE 12127-AA | ▲ | D8UZ 12127-A *DA-1624 | v | None | None | None | D8AZ 12200-A *DR-323 | 3 |

1973/79
TRUCK SERIES 100/500

APPLICATION CHART

| YEAR | MODEL | IDENTIFICATION | PARTS LIST SEC. & NO. | SERVICE REPLACEMENT DISTRIBUTOR | DISTRIBUTOR COMPONENTS | | | | | ILLUS. SEC. 120 PAGE |
|--------|--|----------------|-----------------------|---------------------------------|------------------------|-------------|--------|------------|-------|----------------------|
| | | | | | CAP | CON-DEN-SER | POINTS | REPAIR KIT | ROTOR | |
| 12127 | DISTRIBUTOR ASSY. — Cont'd | | | | | | | | | |
| Notes: | c — B7A 12106-A *DH-6 p — C9AZ 12300-A *DC-13-A t—D5AZ 12106-A *DH-354 v—D7AZ 12106-A *DH-366 (cap) and D7VY 12A217-A *DJ-2 (adapter) ▲ To follow in a subsequent change | | | | | | | | | |

8 CYL. 5.8L (351 C.I.D.)—W

| | | | | | | | | | | |
|----|--|-------------------|--------|--------------------------|---|------|------|------|-------------------------|---|
| 78 | E150/250 -- M/T—exc. Calif. | D7UE 12127-LA | 120.4K | D7UZ 12127-J *DA-1616 | v | None | None | None | D8AZ 12200-A *DR-323 | 3 |
| 78 | E150/250 -- M/T—Calif. | D8UE 12127-CA | ▲ | D8UZ 12127-C *DA-1650 | v | None | None | None | D8AZ 12200-A *DR-323 | 3 |
| 78 | E150/250 -- A/T Calif. | D8UE 12127-DA | ▲ | D8UZ 12127-D *DA-1651 | v | None | None | None | D8AZ 12200-A *DR-323 | 3 |
| 79 | E350 | D8AE 12127-JA | ▲ | D8AZ 12127-A *DA-1677 | v | None | None | None | D8AZ 12200-A | 3 |
| 79 | E100 -- A/T—exc. Calif. emission | D9UE 12127-HA, SA | ▲ | D9UZ 12127-B *DA-1704 | v | None | None | None | D8AZ 2200-A | 3 |
| 79 | E150 -- A/T | | | | | | | | | |
| 79 | E250 | D9UE 12127-PA | 120.4H | D9UZ 12127-P *DA-1715 | V | None | None | None | D8AZ 12200-A | 3 |
| 79 | E150/250 -- M/T exc. w/Calif. emission | D9UE 12127-RA | 120.4K | D9UZ 12127-R *DA-1732 | V | None | None | None | D8AZ 12200-A | 3 |

8 CYL. 5.9L (360 C.I.D.)

| | | | | | | | | | | |
|-------|--|---------------|--------|--------------------------|---|------|-----------------------|------------------------|----------------------|---|
| 73/74 | F100 -- M/T—w/o breakerless ign. | D3TF 12127-UA | 120.2B | D3TZ 12127-U *DA-1302 | c | p | B8Q 12171-A *DP-12 | COTZ 12000-A *DK-10 | B7A 12200-A *DR-5 | 2 |
| 73/74 | F100 -- A/T—w/o breakerless ign. | D3TF 12127-PA | 120.2B | D3TZ 12127-F *DA-1252 | c | p | B8Q 12127-A *DP-12 | COTZ 12000-A *DK-10 | B7A 12200-A *DR-5 | 2 |
| 73 | F100 -- with A/T | D3TF 12127-YA | 120.2B | D3TZ 12127-Y *DA-1356 | c | p | B8Q 12171-A *DP-12 | COTZ 12000-A *DK-10 | B7A 12200-A *DR-5 | 2 |
| 73 | F250/350 -- M/T | D3TF 12127-HA | 120.2B | D3TZ 12127-H *DA-1251 | c | p | B8Q 12171-A *DP-12 | COTZ 12000-A *DK-10 | B7A 12200-A *DR-5 | 2 |
| 74/75 | F150/350 -- w/o breakerless ign. | | | | | | | | | |
| 73/74 | M450/500 | | | | | | | | | |
| 73 | F250/350 -- A/T—w/o breakerless ign. | D3TF 12127-VA | 120.2B | D3TZ 12127-V *DA-1320 | c | p | B8Q 12171-A *DP-12 | COTZ 12000-A *DK-10 | B7A 12200-A *DR-5 | 2 |
| 74 | F100 -- 2/W/D with M/T and breakerless ign.—exc. Calif. | D4HE 12127-CA | 120.4B | D4HZ 12127-C *DA-144 | c | None | None | None | B7A 12200-A *DR-5 | 3 |
| 74 | F100 -- 4/W/D—w/M/T-3.25 or 3.50 axle and breakerless ign.—exc. Calif. | | | | | | | | | |
| 74 | F100 -- 2/W/D with A/T and breakerless ign.—exc. Calif. | D4HE 12127-EA | 120.4B | D4HZ 12127-E *DA-1422 | c | None | None | None | B7A 12200-A *DR-5 | 3 |
| 74 | F100 -- 4/W/D w/4/M/T-4.11 axle and breakerless ign.—exc. Calif. | | | | | | | | | |
| 74 | F100 -- A/T—with breakerless ign.—Calif. | D4TE 12127-TA | 120.4B | D4TZ 12127-T *DA-1359 | c | None | None | None | B7A 12200-A *DR-5 | 3 |

**1973/79
TRUCK SERIES 100/500**

APPLICATION CHART

| YEAR | MODEL | IDENTIFICATION | PARTS LIST SEC. & NO. | SERVICE REPLACEMENT DISTRIBUTOR | DISTRIBUTOR COMPONENTS | | | | | ILLUS. SEC. 120 PAGE |
|------------------------------------|--|----------------|-----------------------|---------------------------------|------------------------|-------------|--------|------------|-------|----------------------|
| | | | | | CAP | CON-DEN-SER | POINTS | REPAIR KIT | ROTOR | |
| 12127 | DISTRIBUTOR ASSY. — Cont'd | | | | | | | | | |
| Notes: | c — B7A 12106-A *DH-6 p — C9AZ 12300-A *DC-13-A t—D5AZ 12106-A *DH-354 v—D7AZ 12106-A *DH-366 (cap) and D7VY 12A217-A *DJ-2 (adapter) | | | | | | | | | |
| ▲ To follow in a subsequent change | | | | | | | | | | |

8 CYL. 6.4L (390 C.I.D.)-2/B

| | | | | | | | | | | |
|-------|-----------------------------|---------------|--------|--------------------------|---|------|-----------------------|------------------------|-------------------------|---|
| 73/74 | F250/350 -- A/T | D3TF 12127-VA | 120.2B | D3TZ 12127-V *DA-1320 | c | p | B8Q 12171-A *DP-12 | C0TZ 12000-A *DK-10 | B7A 12200-A *DR-5 | 2 |
| 73 | M450/500 | | | | | | | | | |
| 75 | F100 -- w/o Calif. emission | D5TE 12127-LA | 120.4G | D5TZ 12127-L *DA-1419 | t | None | None | None | D5AZ 12200-A *DR-5-A | 3 |
| 76 | F100 -- Canada | | | | | | | | | |
| 75 | F100 -- w/ Calif. emission | D5TE 12127-RA | 120.4G | D5TZ 12127-M *DA-1420 | t | None | None | None | D5AZ 12200-A *DR-5-A | 3 |
| 76 | F100 -- exc. Canada | | | | | | | | | |

8 CYL. 6.4L (390 C.I.D.)-4/B

| | | | | | | | | | | |
|-------|---|--------------------|--------|--------------------------|---|------|-----------------------|------------------------|-------------------------|---|
| 74/75 | F150/350 -- A/T w/o breakerless ign. | D4HE 12127-JA | 120.2B | D4HZ 12127-J *DA-1396 | c | p | B8Q 12171-A *DP-12 | C0TZ 12000-A *DK-10 | B7A 12200-A *DR-5 | 2 |
| 74 | M450/500 | | | | | | | | | |
| 74/75 | F150/350 -- M/T w/o breakerless ign. | D4TE 12127-UA | 120.2B | D4TZ 12127-U *DA-1376 | c | p | B8Q 12171-A *DP-12 | C0TZ 12000-A *DK-10 | B7A 12200-A *DR-5 | 2 |
| 75/76 | F150/350 -- A/T-w/ breakerless ign. | D5TE 12127-DA | 120.4G | D5TZ 12127-D *DA-1427 | t | None | None | None | D5AZ 12200-A *DR-5-A | 3 |
| 75/76 | F150/350 -- M/T w/ breakerless ign. and Calif. emission | | | | | | | | | |
| 75/76 | M450/500 | | | | | | | | | |
| 75/76 | F150/350 -- M/T-w/ breakerless ign.-w/o Calif. emission | D5TE 12127-JA, AKA | 120.4G | D5TZ 12127-J *DA-1407 | t | None | None | None | D5AZ 12200-A *DR-5-A | 3 |

8 CYL. 6.6L (400 C.I.D.)

| | | | | | | | | | | |
|-------|--|----------------|--------|---------------------------|---|------|------|------|-------------------------|---|
| 77/ | F100 | D7AE 12127-BA | 120.4H | D7AZ 12127-A *DA-1555 | v | None | None | None | D8AZ 12200-A *DR-323 | 3 |
| 77 | F150/350 -- A/T- | D7TE 12127-PA | 120.4H | D7TZ 12127-P *DA-1584 | v | None | None | None | D8AZ 12200-A *DR-323 | 3 |
| 77/78 | "Before Ser. 080,001" F150/350 -- A/T-w/o Calif. emission | | | | | | | | | |
| 79 | "From Ser. 080,001" F150/250 -- A/T w/o Calif. emission | | | | | | | | | |
| 77 | F150/350 -- M/T- | D7TE 12127-RA | 120.4H | D7TZ 12127-R *DA-1582 | v | None | None | None | D8AZ 12200-A *DR-323 | 3 |
| 77 | "Before Ser. 080,001" F150/350 -- M/T-w/o Calif. emission- | | | | | | | | | |
| 77 | "From Ser. 080,001" F150/350 -- w/Calif. emission-"From Ser. 080,001" | D7TE 12127-AHA | 120.4H | D7TZ 12127-AC *DA-1617 | v | None | None | None | D8AZ 12200-A *DR-323 | 3 |
| 78 | F350 -- A/T w/Calif. emission | | | | | | | | | |
| 78/ | F150/250 -- A/T-w/Calif. emission | D8TE 12127-FA | 120.4H | D8TZ 12127-F | v | None | None | None | D8AZ 12200-A *DR-323 | 3 |
| 78 | F150/350 -- M/T-w/o Calif. emission | D7TE 12127-AMA | 120.4H | D7TZ 12127-AM *DA-1654 | v | None | None | None | D8AZ 12200-A *DR-323 | 3 |

1973/79
TRUCK SERIES 100/500

APPLICATION CHART

| YEAR | MODEL | IDENTIFICATION | PARTS LIST SEC. &NO. | SERVICE REPLACEMENT DISTRIBUTOR | DISTRIBUTOR COMPONENTS | | | | ILLUS. SEC. 120 PAGE |
|---|-------|----------------|----------------------|---------------------------------|------------------------|-------------|--------|------------|----------------------|
| | | | | | CAP | CON-DEN-SER | POINTS | REPAIR KIT | |
| 12127 DISTRIBUTOR ASSY. — Cont'd Notes: c — B7A 12106-A *DH-6 p — C9AZ 12300-A *DC-13-A t—D5AZ 12106-A *DH-354 v—D7AZ 12106-A *DH-366 (cap) and D7VY 12A217-A *DJ-2 (adapter) | | | | | | | | | |

8 CYL. 6.6L (400 C.I.D.)

| | | | | | | | | | | |
|----|--|----------------|--------|---------------------------|---|------|------|------|-------------------------|---|
| 79 | F350 | D7TE 12127-ALA | 120.4H | D7TZ 12127-AL *DA-1653 | V | None | None | None | D8AZ 12000-A *DR-323 | |
| 79 | F150/250 -- M/T- exc. w/ Calif. emission | D9TE 12127-GA | ▲ | D9TZ 12127-G *DA-1681 | V | None | None | None | D8AZ 12200-A | 3 |
| 79 | F100/250 -- A/T- exc. w/Calif. emission | D9TE 12127-DA | 120.4H | D9TZ 12127-H | V | None | None | None | D8AZ 12200-A | 3 |
| 79 | F350 -- 4/W/D-A/T | | | | | | | | | |

8 CYL. 7.5L (460 C.I.D.)

| | | | | | | | | | | |
|-------|---|----------------|--------|---|---|------|-----------------------|------------------------|--|---|
| 73 | F250/350 | D3TF 12127-SA | 120.2C | D3TZ 12127-S *DA-1303 | c | p | B8Q 12171-A *DP-12 | COTZ 12000-A *DK-10 | B7A 12200-A *DR-5 | 2 |
| 73 | F100 | D3AF 12127-GA | 120.2C | D3AZ 12127-G *DA-1321 | c | p | B8Q 12171-A *DP-12 | COTZ 12000-A *DK-10 | B7A 12200-A *DR-5 | 2 |
| 73 | F250/350 | D3HF 12127-DA | 120.2C | D3HZ 12127-D *DA-1322 | c | p | B8Q 12171-A *DP-12 | COTZ 12000-A *DK-10 | B7A 12200-A *DR-5 | 2 |
| 74 | F100 | D4TE 12127-HA | 120.4C | ★ D4TZ 12127-H *DA-1332 Not replaced | c | None | None | None | B7A 12200-A *DR-5 | 3 |
| 74 | F100 | D4VE 12127-CA | 120.4C | D4VY 12127-C *DA-1334 | c | None | None | None | B7A 12200-A *DR-5 | 3 |
| 74 | F250/350 | D4TE 12127-NA | 120.4C | D4TZ 12127-N *DA-1360 | c | None | None | None | B7A 12000-A *DR-5 | 3 |
| 74 | M450/500 | | | | | | | | | |
| 75 | F150/350— "Before Ser. W00,001" | D4TE 12127-NA | 120.4E | D4TZ 12127-N *DA-1360 | t | None | None | None | D5AZ 12200-A *DR-5-A | 3 |
| 75 | F150/350— "From Ser. W00,001" | D5TE 12127-AGA | 120.4E | D5TZ 12127-FA *DA-1466 | t | None | None | None | D5AZ 12200-A *DR-5-A (1975/76) or D8AZ 12200-A *DR-323 (1977) | 3 |
| 76/77 | F150/350 -- Calif. | | | | | | | | | |
| 75 | E250/350 | | | | | | | | | |
| 76/77 | E250/350 -- Calif. | | | | | | | | | |
| 75/76 | M450/500 | | | | | | | | | |
| 76/77 | F150/350 -- exc Calif. "Before Ser. Y40,001" | D6TE 12127-HA | 120.4E | D6TZ 12127-H *DA-1512 | t | None | None | None | D5AZ 12200-A *DR-5-A (1975/76) or D8AZ 12200-A *DR-323 *DR-323 | 3 |
| 76/77 | E250/350—exc. Calif. "Before Ser. Y40,001" | | | | | | | | | |
| | exc. Calif.— "From Ser. Y40,001" | | | *DA-1626 | | | | | | |
| 78 | F150/250 -- Calif. | | | | | | | | | |
| 77 | E250/350 -- exc. Calif.— "From Ser. Y40,001" | | | | | | | | | |
| 78 | E250 -- Calif. | | | | | | | | | |
| 78 | E-F150/350 -- exc. Calif. E-F350 -- A/T | D7TE 12127-APA | 120.4H | D8TZ 12127-C *DA-1659 | t | None | None | None | D8AZ 12200-A *DR-323 | 3 |

**1973/79
TRUCK SERIES 100/500**

APPLICATION CHART

| YEAR | MODEL | IDENTIFICATION | PARTS LIST SEC. & NO. | SERVICE REPLACEMENT DISTRIBUTOR | DISTRIBUTOR COMPONENTS | | | | ILLUS. SEC. 120 PAGE |
|------|-------|----------------|-----------------------|---------------------------------|------------------------|-------------|--------|------------|----------------------|
| | | | | | CAP | CON-DEN-SER | POINTS | REPAIR KIT | |

12127 DISTRIBUTOR ASSY. — Cont'd

Notes: t-D5AZ 12106-A *DH-354

▲ To follow in a subsequent change

8 CYL. 7.5L (460 C.I.D.)

| | | | | | | | | | | |
|----|--------------------------|------------------|--|--------------|---|------|------|------|--------------|---|
| 79 | E250 — — A/T | D9TE 12127-EA, ▲ | | D9TZ 12127-J | t | None | None | None | D8AZ 12200-A | 3 |
| 79 | F100/250 — — 2/W/D | AGA | | *DA-1702 | | | | | | |
| 79 | F150/250 — — 2/W/D — A/T | | | | | | | | | |

| YEAR | MODEL/RESTRICTIONS | ENGINE | | PART NUMBER | DESCRIPTION | QTY. |
|------|--------------------|--------|-----------------|-------------|-------------|------|
| | | CYL. | C.I.D. (C.C.D.) | | | |

12132 BUSHING (CYLINDER BLOCK REPAIR) DISTRIBUTOR

| | | | | | | |
|-----|----------|---|------|--------------|--|----|
| 77/ | E100/350 | 8 | 351W | D00Z 12132-B | | AR |
|-----|----------|---|------|--------------|--|----|

12144-52 Refer to group 12127 for Distributor Parts List Instructions

12A164 SWITCH ASSY. (DISTRIBUTOR MODULATOR TEMPERATURE AMBIENT)

| | | | | | | |
|-------|---|-----|------------------|---------------|---|----|
| 73/74 | E100/300 | 6 | 240 | D2AZ 12A164-D | *SW-1065—used with distributor modulator only—18" long—incl. wiring | 1 |
| 73/74 | F100 | 6&8 | 240,302, 360,390 | | | 1 |
| 73/74 | E100/300 — — A/T | 8 | 302 | | | 1 |
| 75 | F100— "Before Ser. V80,001" | 6 | 300 | D5AZ 12A164-A | *SW-1249 | 1 |
| 75 | F100 — — w/ dry type air cleaner— "From Ser. V80,001" | 6 | 300 | | | 1 |
| 75 | F100 | 8 | All | D5AZ 12A164-B | *SW-1250 | 1 |
| 75/77 | E100/350 | 8 | All | | | 1 |
| 75/77 | F100 — — w/ oil bath air cleaner— "From Ser. V80,001" | 6 | 300 | | | 1 |
| 76 | F100 — — w/dry type air cleaner | 6 | 300 | | | 1 |
| 76 | F100 — — M/T | 8 | 302 | | | 1 |
| 76 | F100 — — w/o Calif. emission | 8 | 360,390 | | | 1 |
| 73/77 | F100 — — A/T | 6&8 | All | 376389-S101 | (UU-28-D)—screw—self tapping pan head— No. 8—18 x 3/4" | AR |
| 73/77 | F100 | 6&8 | All | 380660-S2 | (UU-141)—screw & washer (drilled end)— No. 8—18 x 1/2" | 1 |
| 75 | F100 — — M/T — Canada | 8 | 360 | 377678-S | (PP-3-E) Plug—button (use when 12A164 is not used) — rubber — 1 1/2" OD | 1 |

12A168 BLEED ASSY. (DISTRIBUTOR VACUUM AIR)

| | | | | | | |
|-------|----------------------------------|---|---------|---------------|--|---|
| 73/75 | F150/350, M450/500 | 8 | 360,390 | D3DZ 12A168-A | | 1 |
| 73 | E200/300 — — A/T | 6 | 240 | | | 1 |
| 76 | F150/350 — — w/o Calif. emission | 8 | 360 | | | 1 |

1973/79
TRUCK SERIES 100/500

| YEAR | MODEL/RESTRICTIONS | ENGINE | | PART NUMBER | DESCRIPTION | QTY. |
|---|-------------------------------|--------|--------------------|-----------------|--|------|
| | | CYL. | C.I.D. (C.C.D.) | | | |
| 12A170 VALVE ASSY. (DISTRIBUTOR MODULATOR) | | | | | | |
| 73/74 | E100/300 -- M/T | 6 | 240 | D2AZ 12A170-B | Use without dual vacuum by-pass | 1 |
| 74/75 | E100 | 6 | 300 | | | 1 |
| 75/77 | E100 | 8 | 351W | | | 1 |
| 73/75 | F100 | 6 | All | | | 1 |
| 73/77 | F100 | 8 | 302,360, 390 | | | 1 |
| 76 | E-F100 -- w/o Calif. emission | 6 | 300 | | | 1 |
| 73 | E100/200 | 8 | 302 | D2SZ 12A170-A | | 1 |
| 73 | E200/300 -- A/T | 6 | 240 | D3DZ 12A170-A | | 1 |
| 73 | E100/200 -- M/T | 6 | 240 | D3TZ 12A170-A | Use with dual vacuum by-pass | 1 |
| 73 | E300(82) -- M/T | 6 | 240 | | | 1 |
| 75 | F100, M450/500 | 8 | 460 | D2FZ 12A170-A | | 1 |
| 75 | E250/350 | 8 | 460 | | | 1 |
| 73 | E100/300, F100 | 8 | 302,360, 390 | 45963-S2 | (B-227-B)-bolt (valve & brkt. assy to manifold)-5/16"-18 x .62 | 1 |
| 73 | E100/300, F100 | 6&8 | 240,360, 390 | 384817-S | (WW-127-Z)-stud-1/4"-20 x 5/16"-18 x 1 1/4" | AR |
| 74/76 | F100 | 6 | 300 | | | AR |
| 73 | F100 | 6&8 | All | 383210-S | (WW-128-A)-stud & washer assy.-1/4"-20 x 1/4"-20 x 1.55" | AR |
| 12171-79 Refer to group 12127 for Distributor Parts List Instructions | | | | | | |
| 12A186-95 Refer to group 12127 for Distributor Parts List Instructions | | | | | | |
| 12A195 BRACKET (DISTRIBUTOR VACUUM VALVE) | | | | | | |
| 75 | E250/350, M450/500 | 8 | 460 | D3AZ 12A195-A | | 1 |
| 75 | F150/350 | 8 | 460 | | | 1 |
| 77/ | F150/350 -- w/Calif. emission | 8 | 351M, 400 | D7TZ 12A195-A | # D7TE 12A196-AA | 1 |
| 77/78 | E-F150/350 -- exc. Calif. | 8 | 460 | D7TZ 12A195-B | # D7TE 12A196-BA | 1 |
| 12A197 VALVE ASSY. (DISTRIBUTOR VACUUM CONTROL CHECK) | | | | | | |
| 73 | E100/300 -- A/T | 8 | 302 | D3VY 12A197-A | "VAC"-Black and white | 1 |
| 73/76 | F100 | 8 | 360,390, 460 | | | 1 |
| 73 | F100 | 6&8 | 240,302 | | | 1 |
| 74 | E200/300 -- A/T | 6 | 240 | | | 1 |
| 74 | E100/200 -- T/E | 6 | 300 | | | 1 |
| 74 | F100 -- T/E | 6 | 300 | | | 1 |
| 75 | E-F100 | 6 | 300 | | | 1 |
| 75 | E250/350, M450/500 | 8 | 460 | | | 1 |
| 77/ | F150/350 | 8 | 351M, 400 | | | 1 |
| 78 | E-F150/350 -- exc. Calif. | 8 | 460 | | | 1 |
| 79 | F150/350 | 8 | 351M | D8DZ 12A197A | # D8DE 12A197-AA-black and white | 1 |
| 79 | F150/250 -- Calif. emission | 8 | 351,400 | | | 1 |
| 79 | F250 -- 2/W/D-M/T | 8 | 400 | | | 1 |
| 12A199 MODULATOR ASSY.-IGNITION (BREAKERLESS)-Also refer article 1920,TSB 139, 7/22/77 | | | | | | |
| 74 | E100/200 | 6&8 | 300,302 | ★ D4AZ 12A199-B | *DY-157-A -r/b D4AZ 12A199-C(11/77) | 1 |
| 74 | F100 | 6&8 | 300,302, 360 | | | 1 |
| 74 | F100/350 | 8 | 460 | | | 1 |
| 74 | M450/500 | 8 | 460 | D4AZ 12A199-C | *DY-157-B | 1 |
| 75 | E100/350, F100/350, P350/500 | 6&8 | All | ★ D5AZ 12A199-B | *DY-166-A -r/b D5AZ 12A199-C (11/77) | 1 |
| 75 | B-F500 | 6 | 300 | | | 1 |
| 75 | M450/50 | 8 | 460 | D5AZ 12A199-C | *DY-166-B | 1 |

**1973/79
TRUCK SERIES 100/500**

SECTION 120 27

| YEAR | MODEL/RESTRICTIONS | ENGINE | | PART NUMBER | DESCRIPTION | QTY. |
|---|--|--------|---------------------|-----------------|--|------|
| | | CYL. | C.I.D. (C.C.D.) | | | |
| 12A199 MODULATOR ASSY.-IGNITION (BREAKERLESS)-Also refer article 1920,TSB 139, 7/22/77 -- Cont'd | | | | | | |
| 76/77 | E-F100/350- "Before Ser. Z00,001" | 6&8 | All | ★ D6AZ 12A199-B | *DY-184-A-# D6AE 12A199-A1A,A1B,A2A, A2B-r/b D7AZ 12A199-B (11/77) | 1 |
| 76 | P350/400 | 6&8 | All | | | 1 |
| 76/77 | P500-,M450/500- "Before Ser. Z00,001" | 6&8 | All | | | 1 |
| 76/77 | B-F500 | 6 | 300 | | | 1 |
| 77 | All- "From Ser. Z00,001" | 6&8 | All | D7AZ 12A199-B | *DY-184-B-# D8VE 12A199-A1B,A2B | 1 |
| 78/ | E-F100/350 -- exc. Hi- altitude carb. | 6&8 | All | | | 1 |
| 78 | E-F100 -- w/Hi-altitude carb. | 8 | 302,351 | D8AZ 12A199-A | # D8AE 12A244-AA | 1 |
| 76/77 | B-F500 | 6 | 300 | 381706-S36 | (UU-52-XC) screw-12A199 to fender apron-No. 8-18 x 14" | 3 |
| 78/ | E-F150/350 | 6&8 | All | 42151-S8 | (U-247)-screw (modulator to fender apron)-No. 8-15 x 1" washer head | 3 |
| 12200-07 Refer to group 12127 for Distributor Parts List Instructions | | | | | | |
| 12A208 VALVE ASSY. (DISTRIBUTOR RETARD CONTROL) | | | | | | |
| 75/76 | F150/350 -- w/ Calif. emission | 8 | 360 | D4HZ 12A208-A | # D3HE 12A208-AA-color brown | 1 |
| 75/76 | M450/500 -- A/T | 8 | 360 | | | 1 |
| 75 | B-F500 -- M/T-w/ Calif. emission | 8 | 330 | | | 1 |
| 77/ | F150/350 | 8 | 351M, 400 | | | 1 |
| 78/ | E-F150/350 -- exc. Calif. | 8 | 460 | | | 1 |
| 75/77 | B-F500 -- M/T-w/ Calif. emission | 8 | 330 | D5HZ 12A208-A | # D5HE 12A208-AA-color gray | 1 |
| 77/ | F150/350 -- w/Calif. emission | 8 | 351M, 400 | | | 1 |
| 78/ | E250,F150/250 -- A/T-Calif. | 8 | 460 | D5VY 12A208-A | # D5VE 12A208-AA-color green | 1 |
| 12A209 WIRING ASSY. (IGNITION MODULE)-JUMPER | | | | | | |
| 74 | E100/200 | 6&8 | 300,302 | D4AZ 12A209-A | | 1 |
| 74 | F100 | 6&8 | 300,302, 360 | | | 1 |
| 74 | F100/350 | 8 | 460 | | | 1 |
| 12A215 SHIELD (IGNITION WIRE HEAT) | | | | | | |
| 75/77 | B-F500 | 8 | 330 | D5TZ 12A215-A | | 1or2 |
| 12A217 Refer to group 12127 for Distributor Parts Lists Instructions | | | | | | |
| 12A225 RESTRICTOR ASSY. (DISTRIBUTOR VACUUM) | | | | | | |
| 78/ | F100/350 | 8 | 351M, 400 | D7AZ 12A225-A | Light blue | 1 |
| 78 | F150/250 -- "Before Ser. BG0,001" | 8 | 351M | | | 1 |
| 78/ | F350 | 8 | 351M,400 | | | 1 |
| 78/ | F150/250 -- "From Ser. BG0,001" | 8 | 351,400 | D6DZ 12A225-A | # Red | 1 |
| 79 | E-F350 -- A/T-Calif. | 6 | 300 | | | 1 |
| 12226 TUBE (VACUUM DISTRIBUTOR STEEL)-Improvise from 8C 2269-B | | | | | | |
| 12226 TUBE (VACUUM DISTRIBUTOR RUBBER)-If not listed below improvise from bulk hose (12226) | | | | | | |
| 73/74 | E100/300 -- with C4 trans. | 8 | 302 | ★ D0AE 12226-G | Used with distributor modulator only- | 1 |
| 73/ | F100 -- with C4 trans. | 8 | 302 | | cut from D0PZ 17543-B bulk hose | 1 |
| 73/ | All | 6&8 | All | D0PZ 12226-A | *KDV-1-bulk hose-7/64" I.D. x 50' spool | AR |
| 73/ | All | 6&8 | All | D0PZ 12226-B | *KDV-2-bulk hose-5/32" I.D. x 50' spool | AR |
| 73/78 | All | 6&8 | All | D0PZ 12226-C | *KDV-3-bulk hose-7/32" I.D. x 50' spool | AR |
| 75 | E100/350 -- w/o Calif. emission | 8 | 351 | D5AZ 12226-A | Rubber 7/32" x 9" curved-used to attach 9E441 to 9B289 | 1 |
| 75/ | E-F100 | 6&8 | 300,302, 360,390 | D5VY 12226-A | Rubber 7/32" x 9" curved-used to attach 9E441 to 9B289 | 1 |
| 76/ | All | 6&8 | All | D6ZZ 12226-A | 5/32" I.D. x 38 1/4" long - cut to req'd length | AR |
| 78/ | All | 6&8 | All | D8PZ 12226-A | *KDV-6-bulk hose-7/32" I.D. x 50' spool | AR |
| 78/ | All | 6&8 | All | D8PZ 12226-B | *KDV-7-bulk hose-11/32" I.D. x 50' spool | AR |
| 73/ | All | 6&8 | All | 351112-S | (MM-109)-nut (distributor vacuum tube)- 3/8"-24 | 2or3 |

OCTOBER, 1979

COPYRIGHT © 1979-

FORD MOTOR
COMPANY

-DEARBORN, MICHIGAN

NEW ISSUE

1973/79
TRUCK SERIES 100/500

| YEAR | MODEL/RESTRICTIONS | ENGINE | | PART NUMBER | DESCRIPTION | QTY. |
|--|----------------------------|--------|--------------------|--------------------------|--|------|
| | | CYL. | C.I.D. (C.C.D.) | | | |
| 12226 TUBE (VACUUM DISTRIBUTOR RUBBER)-If not listed below improvise from bulk hose (12226) -- Cont'd | | | | | | |
| 73/ | All | 6 | 240,300 | 359546-S8B | (II-67)-connector (distributor vac. tube to distributor)-3/16" threaded sleeve | 1 |
| 73/76 | F100 -- 2/W/D | 8 | 360,390 | 378830-S | (II-106-H)-fitting 3/16" opening-used with super cooling | AR |
| 73/ | F100 | 6&8 | All | 380637-S | (II-191-AA)-fitting-3/16" - 3/8" x 1 5/16" | AR |
| 12A241 LABEL (DISTRIBUTOR VACUUM CONTROL VALVE TEMPERATURE IDENTIFICATION) | | | | | | |
| 77 | All -- w/cooling PVS valve | 6&8 | All | D7PZ 12A241-A | # D7PE 12A241-AA-as listed in TSB 134, dated 5/9/77, article 1835 | AR |
| 12A243 SWITCH ASSY. (IGNITION BAROMETRIC PRESSURE) | | | | | | |
| 78 | E-F100 W/Hi-altitude carb. | 8 | 302,351 | D8TZ 12A243-A | # D8TE 12A243-AA | 1 |
| 12A244 Refer to group 12A199 | | | | | | |
| 12250 RESISTOR ASSY. (IGNITION COIL) | | | | | | |
| 73/77 | All | 6&8 | All | COLF 12250-A | *DY-37-No. 20 gauge wire-color code pink-61 1/2" long | 1 |
| 77/ | E-F100/350 | 6&8 | All | D7AZ 12250-A | *DY-213-49" long-red w/green stripes | 1 |
| 12259 WIRE SET (SPARK PLUG) | | | | | | |
| NOTE: IMPORTANT-wire sets are to be used only for years and models as cataloged | | | | | | |
| 73 | E100/300 | 6 | 240,300 | D1AZ 12259-D | *WR-3811-radio resistance | 1 |
| 73 | F100/350,P350/500 | 6 | 240,300 | | | 1 |
| 73 | E100/300 | 8 | 302 | D4PZ 12259-K | *WR-3875-radio resistance | 1 |
| 74 | E100 | 8 | 302 | | | AR |
| 73 | F100 | 8 | 302 | D30Z 12259-B | *WR-3850-radio resistance | 1 |
| 73 | F100/350 | 8 | 360,390 | D6PZ 12259-A | *WR-3800-A-radio resistance | 1 |
| 73 | B-F500 | 8 | 330 | | | 1 |
| 73 | F250/350 | 8 | 460 | ★ D6PZ 12259-K | *WR-3866-A-radio resistance-r/b D6PZ 12259-K (11/77) | 1 |
| 74 | F100/350 | 8 | 460 | | | 1 |
| 74 | B-F100/500,P350/500 | 6 | 240,300 | D4PZ 12259-A | *WR-3879-A radio resistance | AR |
| 74 | E100/300 | 6 | 240,300 | D6PZ 12259-AA | *WR-3879-A | 1 |
| 74 | E200/300 | 8 | 302 | D6PZ 12259-P | *WR-3875-A | 1 |
| 74 | F100 -- T/E | 8 | 302 | D4PZ 12259-L | *WR-3869-radio resistance | AR |
| 74 | F100 -- without T/E | 8 | 302 | D4PZ 12259-J | *WR-3876-radio resistance | 1 |
| 74 | B-F500, F100/350 | 8 | 330 | D6PZ 12259-R | *WR-3820-B | 1 |
| 75 | E100/350,F100/350,P350/500 | 6 | 300 | ★ D5PZ 12259-A | *WR-3880 | 1 |
| 75 | B-F500 | 6 | 300 | r/b D6PE 12259-AB(10/79) | | 1 |
| 75 | F100 | 8 | 302 | ★ D5PZ 12259-L | *WR-3890-r/b D6PZ 12259-AK (5/78) | 1 |
| 75 | F100/350 | 8 | 360,390 | D5PZ 12259-C | *WR-3882 | 1 |
| 75/76 | M450/500 | 8 | 390 | | | 1 |
| 76 | F100/350 | 8 | 360,390 | D6PZ 12259-AD | *WR-3882-A | 1 |
| 75/77 | B-F500 | 8 | 330 | ★ D5PZ 12259-D | *WR-3883-r/b D6PZ 12259-AE (11/77) | 1 |
| 75 | E250/350, F150/350 | 8 | 460 | ★ D5PZ 12259-G | *WR-3886-r/b D6PZ 12259-AF (11/77) | 1 |
| 75/76 | M450/500 | 8 | 460 | | | 1 |
| 76 | E-F150/350 | 8 | 460 | D6PZ 12259-AF | *WR-3886-A | 1 |
| 75 | E100/350 | 8 | 351W | D5PZ 12259-M | *WR-3891 | 1 |
| 76 | E100/350,F100/350,P350/500 | 6 | 300 | D6PZ 12259-AB | *WR-3880-A | 1 |
| 76 | B-F500 | 6 | 300 | | | 1 |
| 76 | F100 | 8 | 302 | D6PZ 12259-AK | *WR-3890-A | 1 |
| 76 | E100/350 | 8 | 351W | D6PZ 12259-AL | *WR-3891-A | 1 |
| 77/ | E-F100/350 -- without A/C | 6 | 300 | D7PZ 12259-E | *WR- 3928 | 1 |
| 77 | B-F-P500 -- without A/C | 6 | 300 | | | 1 |
| 77/ | E-F100/350 -- A/C | 6 | 300 | D7PZ 12259-J | *WR-3932 | 1 |
| 77 | B-F-P500 -- A/C | 6 | 300 | | | 1 |
| 77 | F100 | 8 | 302 | D7PZ 12259-F | *WR-3929 | 1 |

**1973/79
TRUCK SERIES 100/500**

| YEAR | MODEL/RESTRICTIONS | ENGINE | | PART NUMBER | DESCRIPTION | QTY. |
|--|--------------------|--------|--------------------|--------------|---|------|
| | | CYL. | C.I.D. (C.C.D.) | | | |
| 12259 WIRE SET (SPARK PLUG) — Cont'd | | | | | | |
| NOTE: IMPORTANT—wire sets are to be used only for years and models as cataloged | | | | | | |
| 78 | F100 | 8 | 302 | D8PZ 12259-B | *WR-3937 | 1 |
| 79 | E-F-U100/250 | 8 | 302 | D9HZ 12259-A | *WR-3946 | 1 |
| 77/ | E100/350 | 8 | 351W | D7PZ 12259-G | *WR-3930 | 1 |
| 77/ | F100/350 | 8 | 351M, 400 | D7PZ 12259-C | *WR-3926 | 1 |
| 77/ | E-F150/350 | 8 | 460 | D7PZ 12259-H | *WR-3931 | 1 |
| 12264 Refer to group 12127 for Distributor Parts List Instructions | | | | | | |
| 12270 Refer to group 12127 for Distributor Parts List Instructions | | | | | | |
| 12286 WIRE ASSY. (DISTRIBUTOR TO SPARK PLUG RADIO RESISTANCE) | | | | | | |
| NOTE: Important—wire assy's are to be used only for years and models as cataloged | | | | | | |
| 73 | | 6&8 | All | D2AZ 12286-A | Rayon core-180° moulded boot at spark plug end-26" long | AR |
| 73 | | 6&8 | All | D2AZ 12286-B | Rayon core-180° moulded boot at spark plug end-28 1/2" long | AR |
| 73 | | 6&8 | All | D2AZ 12286-C | Rayon core-180° moulded boot at spark plug end-31 1/2" long | AR |
| 73 | | 6&8 | All | D2AZ 12286-D | Rayon core-110° moulded boot at spark plug end-25 1/2" long | AR |
| 73 | | 6&8 | All | D2AZ 12286-E | Rayon core-110° moulded boot at spark plug end-29" long | AR |
| 73 | | 6 | All | D2AZ 12286-F | Rayon core-180° moulded boot at spark plug end-10" long | AR |
| 73 | | 6 | All | D2AZ 12286-G | Rayon core-180° moulded boot at spark plug end-14 1/2" long | AR |
| 73 | | 6 | All | D2AZ 12286-H | Rayon core-180° moulded boot at spark plug end-17 1/4" long | AR |
| 73 | | 6 | All | D2AZ 12286-J | Rayon core-180° moulded boot at spark plug end-24 3/4" long | AR |
| 73 | | 6&8 | All | D3PZ 12286-A | 180° moulded boot at spark plug-31 1/4" long | AR |
| 73 | | 6&8 | All | D3PZ 12286-B | 180° moulded boot at spark plug-26" long | AR |
| 73 | | 6&8 | All | D3PZ 12286-C | 110° moulded boot at spark plug-27 1/4" long | AR |
| 74 | E100/300 | 8 | 302 | D4PZ 12286-B | *WR-1010-28 1/2" long | AR |
| 74 | F100/350 | 8 | 360,390 | D4PZ 12286-E | *WR-1013-33 3/4" long | AR |
| 74 | B-F500 | 8 | 330 | | | AR |
| 74 | F100/350 | 8 | 302,460 | D4PZ 12286-D | *WR-1012 - 30 3/4" long | AR |
| 74 | E-F100/350 | 6 | All | D4PZ 12286-G | *WR-1015-10 1/4" long | AR |
| 74 | B-F500 | 6 | All | | | AR |
| 74 | P350/500 | 6 | All | | | AR |
| 74 | E-F100/350 | 6 | All | D4PZ 12286-H | *WR-1016-15" long | AR |
| 74 | B-F500 | 6 | All | | | AR |
| 74 | P350/500 | 6 | All | | | AR |
| 74 | E-F100/500 | 6 | All | D4PZ 12286-J | *WR-1017 - 25" long | AR |
| 74 | B-F500 | 6 | All | | | AR |
| 74 | P350/500 | 6 | All | | | AR |
| 75/76 | F100/350 | 8 | 360,390 | D5PZ 12286-D | *WR-1004-33 3/4" long | AR |
| 75/77 | B-F500 | 8 | 330 | | | AR |
| 75/76 | E-F100/350 | 6 | 300 | D5PZ 12286-E | *WR-1005-9 3/4" long | AR |
| 75/76 | P350/500 | 6 | 300 | | | AR |
| 75/76 | B-F500 | 6 | 300 | | | AR |
| 75/76 | E-F100/350 | 6 | 300 | D5PZ 12286-F | *WR-1006-14 1/4" long | AR |
| 75/76 | P350/500 | 6 | 300 | | | AR |
| 75/76 | B-F500 | 6 | 300 | | | AR |

1973/79
TRUCK SERIES 100/500

| YEAR | MODEL/RESTRICTIONS | ENGINE | | PART NUMBER | DESCRIPTION | QTY. |
|--|---|--------|--------------------|--------------|---|------|
| | | CYL. | C.I.D. (C.C.D.) | | | |
| 12286 WIRE ASSY. (DISTRIBUTOR TO SPARK PLUG RADIO RESISTANCE) — Cont'd | | | | | | |
| NOTE: Important—wire assy's are to be used only for years and models as cataloged | | | | | | |
| 75/76 | F100 | 8 | 302 | D5PZ 12286-H | *WR-1008-29 1/4" long | AR |
| 75/76 | E100/350 | 8 | 351W | | | AR |
| 75/76 | E250/350,F150/350 | 8 | 460 | | | AR |
| 77/ | E-F100/350 | 6 | 300 | D7PZ 12286-F | *WR-1028-13 1/4" long—straight spark plug boot | AR |
| 77 | B-F-P500 | 6 | 300 | | | AR |
| 77/ | E-F100/350 | 6 | 300 | D7PZ 12286-G | *WR-1029-17 1/4" long | AR |
| 77 | B-F-P500 | 6 | 300 | | | AR |
| 77/ | E-F100/350 -- A/C | 6 | 300 | D7PZ 12286-J | *WR-1031-13 1/4" long—115 ° spark plug boot | AR |
| 77 | B-F-P500 -- A/C | 6 | 300 | | | AR |
| 77 | F100 | 8 | 302 | D7PZ 12286-A | *WR-1023-25 1/4" long | AR |
| 77/78 | E100/350 | 8 | 351W | | | AR |
| 77/ | E-F150/350 | 8 | 460 | | | AR |
| 78 | F100 | 8 | 302 | D7PZ 12286-K | *WR-1032 25 1/4" long | AR |
| 78 | F100 | 8 | 302 | D8PZ 12286-B | *WR-1040 19 1/4" long | AR |
| 78 | F100 | 8 | 302 | D8PZ 12286-C | *WR-1041 28 1/4" long | AR |
| 78 | F100 | 8 | 302 | D8PZ 12286-D | *WR-1042 34 1/4" long | AR |
| 79 | E100/250 | 8 | 302 | D9PZ 12286-E | *WR-1052-22-1/4" long | AR |
| 79 | F100/150 | 8 | 302 | | | AR |
| 77 | F100 | 8 | 302 | D7PZ 12286-B | *WR-1024-31 1/4" long | AR |
| 77/78 | E100/350 | 8 | 351W | | | AR |
| 77/ | E-F150/350 | 8 | 460 | | | AR |
| 77/ | F100/350 | 8 | 351M, 400 | D7PZ 12286-C | *WR-1025-31 1/4" long | AR |
| 79 | E100/350 | 8 | 351W | D9PZ 12286-A | *WR-1048-34-1/4" long | AR |
| 79 | E100/350 | 8 | 351W | D9PZ 12286-B | *WR-1049-28-1/4" long | AR |
| 79 | E100/350 | 8 | 351W | D9PZ 12286-C | *WR-1050-22-1/4" long | AR |
| 79 | E100/350 | 8 | 351W | D9PZ 12286-D | *WR-1051-19-1/4" long | AR |
| 12289 INSULATOR (CIRCUIT BREAKER) | | | | | | |
| 73/76 | E200/300-82, 89E-F- w/school bus warning lamps | 6&8 | All | C5AZ 12289-A | | 1 |
| 12297 SEPARATOR (IGNITION WIRE) | | | | | | |
| 73/76 | F100/350 | 8 | 360, 390 | B8Q 12297-A | Comb shaped-2.18" long—on rocker arm cover | 2 |
| 73/77 | E100/300, F100 | 8 | 302 | | | 2 |
| 73/77 | B-F500 | 8 | 330 | | | 1 |
| 73/76 | All | 6 | 240, 300 | B6A 12297-A | Comb shaped-8 prongs- | 1 |
| 73/77 | E100/300, F100 | 8 | 302 | | | 2 |
| 73/76 | F100/350 | 8 | 360, 390 | | | 2 |
| 73/77 | B-F500 | 8 | 330 | | | 2 |
| 77 | B-F500 -- w/o Calif. emission | 6 | 300 | | | 1 |
| 78/ | F100/150 | 8 | 302 | D8BZ 12297-A | Black—for 4 wires—replaces blue or white separator | 1 |
| 78/ | F100/150 | 8 | 302 | D8BZ 12297-B | Black—for 3 wires—replaces blue or white separator | 1 |
| 77/ | E-F100/350,P500 | 6 | 300 | D7AZ 12297-A | Comb-shaped—for 4 wires— 1/8" thick | 1 |
| 77 | B-F500 -- w/Calif. emission | 6 | 300 | | | 1 |
| 77/78 | E100/350 | 8 | 351W | | | 1 |
| 77/ | F100/350 | 8 | 351M, 400 | | | 1 |
| 79 | E-F150/350 | 8 | 460 | | | 1 |
| 79 | E100/350 | 8 | 302, 351W | D9AZ 12297-B | Blue—for 4 wires | 2 |
| 77/78 | E-F150/350 | 8 | 460 | D7AZ 12297-B | Comb-shaped—for 4 wires- | 1 |
| 12298 WIRING ASSY. (IGNITION COIL TO DISTRIBUTOR HIGH TENSION) | | | | | | |
| NOTE: IMPORTANT - wire assy's are to be used only for years and models as cataloged | | | | | | |
| 73 | B-F500 | 8 | All | C7TZ 12298-A | | 1 |
| 73 | E100/300,F100 | 8 | 302 | | | 1 |
| 73 | E100/300,B-F100/500, P350/500 | 6 | 240,300 | C4AZ 12298-E | | 1 |

**1973/79
TRUCK SERIES 100/500**

| YEAR | MODEL/RESTRICTIONS | ENGINE | | PART NUMBER | DESCRIPTION | QTY. |
|--|--|--------|--------------------|---|--|------|
| | | CYL. | C.I.D. (C.C.D.) | | | |
| 12298 WIRING ASSY. (IGNITION COIL TO DISTRIBUTOR HIGH TENSION) — Cont'd | | | | | | |
| NOTE: IMPORTANT — wire assy's are to be used only for years and models as cataloged | | | | | | |
| 74 | E100/300 | 6 | 240, 300 | D4UZ 12298-A | | 1 |
| 74/75 | B-F100/500,P350/500 "Before Ser. W00,001" | | | | | 1 |
| 74 | B-F500 | 8 | All | D4HZ 12298-A | | 1 |
| 74 | E100/300,F100 | 8 | 302 | D4AZ 12298-A | | 1 |
| 73 | F100/350,M450/500 | 8 | 360,390, 460 | D3VY 12298-A | | 1 |
| 74 | F100/350,M450/500 | 8 | 360, 390, 460 | D4VY 12298-A | | 1 |
| 75 | F150/350- "Before Ser. W00,001" | 8 | 460 | | | 1 |
| 75 | B-F500 | 8 | 330 | D5HZ 12298-A | | 1 |
| 75/76 | F100/350,P350/500- "From Ser. W00,001 to C25,000" | 6 | 300 | D5DZ 12298-A | | 1 |
| 75/76 | B-F500- "From Ser. W00,001 to C25,000" | 6 | 300 | | | 1 |
| 75/76 | E100/350-"Before Ser. C25,000" | 6 | 300 | | | 1 |
| 76 | E-F100/350- "From Ser. C25,000" | 6 | 300 | D6DZ 12298-A | | 1 |
| 76 | P350/500- "From Ser. C25,000" | 6 | 300 | | | 1 |
| 76 | B-F500- "From Ser. C25,000" | 6 | 300 | | | 1 |
| 77 | B-F500 -- w/o Calif. emission "Before Ser. 080,001" | 6 | 300 | | | 1 |
| 75/76 | F100/350 | 8 | 302,360, 390 | D6TZ 12298-A | | 1 |
| 75/76 | F150/350- "From Ser. W00,001" | 8 | 460 | | | 1 |
| 75/76 | E100/350,M450/500 | 8 | All | | | 1 |
| 76/77 | B-F500 | 8 | 330 | D6HZ 12298-A | | 1 |
| 77/ | E-F100/350 | 6 | 300 | D7PZ 12298-D | | 1 |
| 77 | P500 | 6 | 300 | | | |
| 77 | B-F500 -- w/Calif. emission | 6 | 300 | | | 1 |
| 77 | B-F500 -- w/o Calif. emission- "From Ser. 080,001" | 6 | 300 | | | 1 |
| 77/ | E-F100/350 | 8 | All | ★ D7DZ 12298-B /bD7PZ 12298-C(10/79) | | 1 |
| 77/ | E-F100/350 | 8 | All | D7PZ 12298-C | | 1 |
| 12300 Refer to group 12127 for Distributor Parts List Instructions | | | | | | |
| 12336 WIRE ASSY. (IGNITION COIL RESISTOR) | | | | | | |
| 73/77 | B-F500 -- w/transistorized ignition | 8 | All | D3TZ 12336-A | # D3TB 12336-AA | 1 |
| 12367 BUSHING (DISTRIBUTOR PILOT BORE) | | | | | | |
| 73/77 | B-F500 | 8 | 330 | C4TZ 12367-A | Bronze-steel backed-use in engine block when 1/4" intermediate distributor shaft is used | 1 |
| 12370-90 Refer to group 12127 for Distributor Parts List Instructions | | | | | | |
| 12405 SPARK PLUG ASSY. | | | | | | |
| NOTE- Important- Canadian regulations require that vehicles and other devices (other than aircraft) equipped with internal combustion engines using spark ignition systems and manufactured in or imported into Canada on or after September 1, 1976 be operated in conformance with restrictions on radio frequency interference. Use of non-resistor or non-inductive type spark plugs may cause such vehicles or devices to be out of compliance with these regulations. | | | | | | |
| 73 | B-F500 | 8 | 330 | *BTF-31 | | 8 |
| 73/75 | B-F500- "Before Ser. W00,001" | 6 | 300 | *BRF-31 | | 6 |
| 75/76 | B-F500 -- w/o Calif. emission- "From Ser. W00,001" | 6 | 300 | | | 6 |
| 74/77 | B-F500 | 8 | 330 | | | 8 |
| 75/77 | B-F500 -- w/ Calif. emission | 6 | 300 | *BRF-31-4 | | 6 |

1973/79
TRUCK SERIES 100/500

| YEAR | MODEL/RESTRICTIONS | ENGINE | | PART NUMBER | DESCRIPTION | QTY. |
|---|--|-------------|--------------------|---------------------------------|-------------|------|
| | | CYL. | C.I.D. (C.C.D.) | | | |
| 12405 SPARK PLUG ASSY. — Cont'd | | | | | | |
| NOTE— Important— Canadian regulations require that vehicles and other devices (other than aircraft) equipped with internal combustion engines using spark ignition systems and manufactured in or imported into Canada on or after September 1, 1976 be operated in conformance with restrictions on radio frequency interference. Use of non-resistor or non-reductive type spark plugs may cause such vehicles or devices to be out of compliance with these regulations. | | | | | | |
| 73 | E100/300,F100/350 | 6 | All | *BRF-42 | | 6 |
| 73/75 | P350/500— "Before Ser. W00,001" | 6 | All | | | 6 |
| 73/74 | E100/300,F100/350,M450/500 | 8 | 302,360, 390 | | | 8 |
| 74 | E100/300,F100 | 6 | 240 | | | 6 |
| 74/75 | F150/350— "Before Ser. W00,001" | 6 | 300 | | | 6 |
| 74 | E300 | 6 | 300 | | | 6 |
| 75/76 | F150/350 | 8 | 360,390 | | | 8 |
| 75/76 | M450/500 | 8 | 360,390 | | | 8 |
| 75 | F100 | 8 | 360,390 | | | 8 |
| 76 | F100 | 8 | 360,390 | *BRF-82 | | 8 |
| 74 | E100/200,F100 | 6 | 300 | *BTRF-42 | | AR |
| 75/76 | F100 | 6 | 300 | | | 6 |
| 75/76 | F150/350— "From Ser. W00,001" | 6 | 300 | | | 6 |
| 75/76 | E100/350 | 6 | 300 | | | 6 |
| 75/76 | P350/500— "From Ser. W00,001" | 6 | 300 | | | 6 |
| 73/76 | F100/350,M450/500 | 8 | 460 | *ARF-42 | | 8 |
| 75 | F100 | 8 | 302 | | | 8 |
| 76 | F100 — — exc. Calif. and Canada | 8 | 302 | | | 8 |
| 75/76 | E100 | 8 | 351W | | | 8 |
| 75/76 | E150/350 | 8 | 460 | | | 8 |
| 75 | E150/350 — "Before Ser. X00,001" | 8 | 351W | | | 8 |
| 75/76 | E150/350 — "From Ser. X00,001" | 8 | 351W | *ARF-32 | | 8 |
| 76 | F100 — — Calif. and Canada | 8 | 302 | *ARF-52 | | 8 |
| 77/ | E-F100/350 | 6 | 300 | *BSF-42 | | 6 |
| 77 | P500 | 6 | 300 | | | 6 |
| 77 | B-F500 "Before Ser. 080,001" | 6 | 300 | *BSF-31-4 | | 6 |
| 77 | B-F500 — — W/Calif. emission— "From Ser. 080,001" | 6 | 300 | | | 6 |
| 77 | B-F500 — — W/O Calif. emission "From Ser. 080,001" | 6 | 300 | *BSF-31-5 | | 6 |
| 77 | B-F500 | 8 | 330 | *BSF-31 | | 8 |
| 77/ | F100/350 | 8 | All | *ASF-42 | | 8 |
| 79 | E100/150 | 8 | 302 | | | 8 |
| 77 | E100 | 8 | 351W | | | 8 |
| 78/ | E100/350 | 8 | 351W | | | 8 |
| 77/ | E100/350 | 8 | 460 | | | 8 |
| 77 | E150/350 | 8 | 351W | ★ *ASF-34 r/b *ASF-42(10/79) | | 8 |
| 12405 TUNE UP KIT (IGNITION) | | | | | | |
| 74 | All | 8 | 302,360, 390 | *TKF-30 | | 1 |
| Consists of | | | | | | |
| 1-B8Q 12171-A (DP-12) | | Points | | 1-D3AF 19D530-AA Wick | | |
| 1-C9AZ 12300-A (DC-13-A) | | Condenser | | 1-D3PF 12A205-AA Appl. | | |
| 8-(BRF-42) | | Spark plugs | | 1-Feeler gauge | | |
| 12A406 SHIELD ASSY. (SPARK PLUG HEAT) | | | | | | |
| 74 | E100/300 | 8 | 302 | D4DZ 12A406-A | | 1 |
| 74 | F100 — — w/o Calif. emission | 8 | 302 | | | 1 |
| 75/77 | F100 | 8 | 302 | | | 2 |
| 74 | F100 — — Calif. emission | 8 | 302 | D4OZ 12A406-B | L.H. | 1 |

**1973/79
TRUCK SERIES 100/500**

| YEAR | MODEL/RESTRICTIONS | ENGINE | | PART NUMBER | DESCRIPTION | QTY. |
|---|----------------------------|--------|--------------------|-----------------|--|------|
| | | CYL. | C.I.D. (C.C.D.) | | | |
| 12A406 SHIELD ASSY. (SPARK PLUG HEAT) — Cont'd | | | | | | |
| 75/76 | E100/350 | 8 | 351W | D50Z 12A406-A | R.H. and L.H. | 2 |
| 77/ | E100/350 | 8 | 351W | D7DZ 12A406-A | R.H. and L.H. | 2 |
| 77/ | F100/350 | 8 | 351M, 400 | D5AZ 12A406-A | R.H. and L.H. | 2 |
| 12450 GOVERNOR ASSY. (ENGINE) | | | | | | |
| 73/75 | B-F500 | 6 | 300 | C9TZ 12450-E | *C9TF 12450-E 1800-3000 R.P.M.-incl. gaskets | 1 |
| 73/75 | P350/500 | 6 | 300 | | | 1 |
| 73/75 | B-F500 | 6 | 300 | C9TZ 12450-H | # C9TF 12450-H 2800-3800 R.P.M.-incl. gaskets | 1 |
| 73/75 | P350/500 | 6 | 300 | | | 1 |
| 12638 WIRE ASSY. (STARTER CIRCUIT JUMPER)—If not listed below improvise from bulk wiring (14296) | | | | | | |
| 73/74 | E100/300 -- with C4 trans. | 6&8 | 240,302 | ★ D1UB 12638-AA | Improvise from C9UZ 12638-A | 1 |
| 75/ | E100/350 -- A/T | 6&8 | All | D5UZ 12638-A | # D5UB 12638-AA,AB | 1 |
| 75/ | E100/350 -- A/T | 6&8 | All | 384568-S | (GG-213-N)—clip (wire assy. to eng)— 9/16" | 1 |

| DESCRIPTION/RESTRICTIONS | PART NUMBER | DISTRIBUTOR PARTS LIST 1A THRU 1M | | | | | | | | | | | | |
|---|---------------------------|-----------------------------------|---|----------------|---|-----------|---|---|---|---|---|---|---|--|
| | | A | B | C | D | E | F | G | H | J | K | L | M | |
| Notes: Refer to SECTION 120, PAGE 2 for PARTS LIST INSTRUCTIONS ● Reconditioners only | | | | | | | | | | | | | | |
| CUP (OIL) | B6A 10141-A | A | | | | | | | | | | | | |
| REPAIR KIT | C5AZ 12000-D *DK-16 | A | | | | | | | | | | | | |
| Consists of 1-C9AZ 12171-B Point set | | 1-D5DZ 12200-A Rotor | | 1-C9AZ 12300-A | | Condenser | | | | | | | | |
| BUTTON (BREAKER PLATE SUPPORT) -upper | ● D2AZ 12072-A | 3 | | | | | | | | | | | | |
| HOUSING (CAP) | ● D4ZZ 12072-A | | 3 | | | | | | | | | | | |
| | 7HA 12106 *DH-4 | A | | | | | | | | | | | | |
| 1975/76 | D5DZ 12106-A * DH-353 | | B | | | | | | | | | | | |
| 1977 | D7TZ 12106-B *DH-369 | | B | | | | | | | | | | | |
| BUSHING (HOUSING UPPER) | C5AZ 12120-A *MC-175 | A | | | | | | | | | | | | |
| WICK (SHAFT) | ★ FEK 12133-A | A | B | | | | | | | | | | | |
| CLAMP (TERMINAL HOUSING HOLD DOWN) | 7RA 12144 | A | | | | | | | | | | | | |
| RIVET (TERMINAL HOUSING HOLD DOWN CLAMP) | B 12145 | A | | | | | | | | | | | | |
| RETAINER (BREAKER PLATE) | ● D2AZ 12146-A | A | B | | | | | | | | | | | |
| PLATE ASSY. (BREAKER) | 12151 | | | | | | | | | | | | | |
| | D2PZ 12151-B *DB-186-A | A | | | | | | | | | | | | |
| | D4PZ 12151-A *DP-196 | | B | | | | | | | | | | | |
| Lower plate only | ● D2TZ 12151-B | A | | | | | | | | | | | | |
| Upper plate only | ● D2TZ 12151-C | A | | | | | | | | | | | | |
| POINT SET (ARM and BREAKER) | C9AZ 12171-B *DP-3 | A | | | | | | | | | | | | |
| | D4ZZ 12171-A *DP-302 | | B | | | | | | | | | | | |
| Lockwasher-No. 6 | 34801-S(X-58) | A | | | | | | | | | | | | |
| Nut-hex.-No. 6-32 | 34051-S36(M-154) | A | | | | | | | | | | | | |
| POINT SET with WICK - KIT consists of 1-D3DF 12171-AA or BA points 1-D3PZ 12A206-B Lube Kit | D4DZ 12171-A *DP-305 | A | | | | | | | | | | | | |
| SHAFT-incl. weights | D3TZ 12175-A *DF-394 | A | B | | | | | | | | | | | |
| RETAINER (CAM) | B7A 12177-A | A | B | | | | | | | | | | | |
| WASHER (SHAFT THRUST UPPER) | C8AZ 12179-A *DZ-413 | A | B | | | | | | | | | | | |
| WASHER (DRIVEN GEAR THRUST) | C5TZ 12179-A *DZ-381 | A | B | | | | | | | | | | | |
| LINK (BREAKER PLATE) | ● D2AZ 12A186-A | A | B | | | | | | | | | | | |
| SPRING (BREAKER PLATE) | 12A187 | | | | | | | | | | | | | |
| Use on breaker plate w/o spring hole | ● D2AZ 12A187-A | A | | | | | | | | | | | | |
| Use on breaker plate w/spring hole | ● D3AZ 12A187-C | A | B | | | | | | | | | | | |
| Washer "C" type | 351825-S(XX-9) | 2 | | | | | | | | | | | | |
| SPRING-Refer to Distributor Identification Charts for Calibration Codes | 12191-2 | | | | | | | | | | | | | |

1973/79
TRUCK SERIES 100/500

6 CYL. 3.9L (240 C.I.D.) & 4.9L (300 C.I.D.)
CONVENTIONAL DISTRIBUTOR

| DESCRIPTION/RESTRICTIONS | PART NUMBER | DISTRIBUTOR PARTS LIST 1A THRU 1M | | | | | | | | | | | | |
|---|--------------------------|-----------------------------------|---|---|---|---|---|---|---|---|---|---|---|--|
| | | A | B | C | D | E | F | G | H | J | K | L | M | |
| Notes: Refer to SECTION 120, PAGE 2 for PARTS LIST INSTRUCTIONS ● Reconditioners only | | | | | | | | | | | | | | |
| ROTOR ASSY. | C5TZ 12200-B *DR-87 | A | | | | | | | | | | | | |
| 1975/76 | D5DZ 12200-A *DR-87-A | | B | | | | | | | | | | | |
| 1977 | D7TZ 12200-C *DR-312 | | B | | | | | | | | | | | |
| DISTRIBUTOR CAM LUBE (KIT) | D3PZ 12A206-B | A | | | | | | | | | | | | |
| CAM—Refer to Distributor Identification Charts for Calibration Codes | | 12210 | | | | | | | | | | | | |
| WIRE ASSY. (PRIMARY TERMINAL) | | 12216 | | | | | | | | | | | | |
| Without diagnostic system | C7VY 12216-A *DW-34 | A | | | | | | | | | | | | |
| Use w/diagnostic system— "Before Ser. S00,001" | D3TZ 12216-A *DW-48 | A | | | | | | | | | | | | |
| Use w/diagnostic system— "From Ser. S00,001" | D4OZ 12216-A *DW-47 | A | | | | | | | | | | | | |
| | D5TZ 12216-A *DW-51 | | B | | | | | | | | | | | |
| Lockwasher—No. 6 | 34801-S7(X-58) | A | B | | | | | | | | | | | |
| Nut—No. 6-32 | 34051-S7(M-154) | A | B | | | | | | | | | | | |
| WIRE ASSY. (BREAKER GROUND) | D2AZ 12264-A *ML-291 | A | B | | | | | | | | | | | |
| Screw—pan head—No. 8-32 x 3/8" | 50507-S8(U-151) | 2 | 2 | | | | | | | | | | | |
| CLAMP (DISTRIBUTOR TO ENGINE BLOCK) | C3AZ 12270-A *DZ-410 | A | | | | | | | | | | | | |
| CONDENSER ASSY. | C9AZ 12300-A *DC-13-A | A | | | | | | | | | | | | |
| | D4ZZ 12300-A *DC-401 | | B | | | | | | | | | | | |
| DIAPHRAGM ASSY.—Refer to Distributor Identification Charts for Calibration Codes | | 12370 | | | | | | | | | | | | |
| Screw (to distributor)—No. 8-32 x 1" | 382331-S2(BB-635-A) | 2 | | | | | | | | | | | | |
| Retainer "C" type washer (diaphragm rod) | 351826-S(XX-2) | A | | | | | | | | | | | | |
| GEAR (DRIVEN) | C5TZ 12390-A *DZ-383 | A | B | | | | | | | | | | | |
| Pin—coiled—1/8" x 1/4" | 61489-S(S-10) | A | | | | | | | | | | | | |
| Pin—1/8" x 3/4" | 67555-S | | B | | | | | | | | | | | |

NOTICE: When the parts list suffix is shown in the quantity required column, the quantity is one (1).

8 CYL. 5.0L (302 C.I.D.), 5.4L (330 C.I.D.),
5.9L (360 C.I.D.), 6.4L (390 C.I.D.)

1973/79
TRUCK SERIES 100/500

SECTION 120.2 1
CONVENTIONAL DISTRIBUTOR

| DESCRIPTION/RESTRICTIONS | PART NUMBER | DISTRIBUTOR PARTS LIST 2A THRU 2M | | | | | | | | | | | | |
|---|--|-----------------------------------|---|---|---|---|---|---|---|---|---|---|---|--|
| | | A | B | C | D | E | F | G | H | J | K | L | M | |
| Notes: Refer To SECTION 120, PAGE 2 for PARTS LIST INSTRUCTIONS ● Reconditioners only | | | | | | | | | | | | | | |
| REPAIR KIT 1973/76 | COTZ 12000-A *DK-10 | A | B | C | | | | | | | | | | |
| Consists of 1-B8Q 12171-A Point set 1-D5AZ 12200-A Rotor 1-C9AZ 12300-A Condenser | | | | | | | | | | | | | | |
| BUTTON (BREAKER PLATE SUPPORT) | ● D2AZ 12072-A | 3 | 3 | 3 | | | | | | | | | | |
| SLEEVE (SHAFT PLATE) | C2AZ 12A075-A | A | B | C | | | | | | | | | | |
| HOUSING (TERMINAL CAP) 1973/74 1975/76 1977 | B7A 12106-A *DH-6 D5AZ 12106-A *DH-354 D7TZ 12106-A *DH-370 | A | B | C | | | | | | | | | | |
| BUSHING (HOUSING UPPER) | 12120 C5AZ 12120-A *MC-175 B8QH 12120-A *MC-148 | A | B | C | | | | | | | | | | |
| WICK (SHAFT) GASKET (BASE) | ★ FEK 12133-A 12143 B9TF 12143-A *DZ-3 B8A 12143-A | A | B | C | | | | | | | | | | |
| CLAMP (TERMINAL HOUSING HOLD DOWN) RIVET (TERMINAL HOUSING HOLD DOWN CLAMP) | 7RA 12144 B 12145 | 2 | 2 | 2 | | | | | | | | | | |
| RETAINER (BREAKER PLATE) PLATE ASSY. (BREAKER) | ● D2AZ 12146-A 12151 D2PZ 12151-A *DB-187-A | A | B | C | | | | | | | | | | |
| Lower plate only Screw-pan head-No.8-32 x 3/8" | ● D2AZ 12151-B 50507-S8(U-151) | A | B | C | | | | | | | | | | |
| POINT SET (ARM and BREAKER)- pivot type Nut-No.6-32 Lockwasher-No.6 | B8Q 12171-A *DP-12 34051-S7(M-154) 34801-S7(X-58) | A | B | C | | | | | | | | | | |
| POINT SET with WICK - KIT - consists of 1-D3AF 12171-AA or BA points 1-D3PZ 12A206-A Lube Kit | D40Z 12171-A *DP-306 | A | B | C | | | | | | | | | | |
| SHAFT Incl. weights Incl. weights | 12175 D30Z 12175-A D3AZ 12175-A *DF-395 | A | B | C | | | | | | | | | | |
| RETAINER (CAM) WASHER (SHAFT THRUST UPPER) | B7A 12177-A C8AZ 12179-A *DZ-413 | A | B | C | | | | | | | | | | |
| LINK (BREAKER PLATE) SPRING (BREAKER PLATE) | ● D2AZ 12A186-A 12A187 | A | B | C | | | | | | | | | | |
| Use on breaker plate w/spring hole Use on breaker plate w/o spring hole | ● D3AZ 12A187-C ● D2AZ 12A187-A | A | B | C | | | | | | | | | | |
| SPRING-Refer to Distributor Identification Charts for Calibration Codes | 12191-2 | | | | | | | | | | | | | |

| DESCRIPTION/RESTRICTIONS | PART NUMBER | DISTRIBUTOR PARTS LIST 2A THRU 2M | | | | | | | | | | | | |
|--|---------------------|-----------------------------------|---|---|---|---|---|---|---|---|---|---|---|--|
| | | A | B | C | D | E | F | G | H | J | K | L | M | |
| Notes: Refer To SECTION 120, PAGE 2 for PARTS LIST INSTRUCTIONS ● Reconditioners only | | | | | | | | | | | | | | |
| COLLAR (SHAFT) | 12195 | | | | | | | | | | | | | |
| | 7HA 12195 | A | B | | | | | | | | | | | |
| | C8VY 12195-A | | | C | | | | | | | | | | |
| Rivet (pan head)-1/8" x 13/16" | 61489-S(S-10) | A | B | C | | | | | | | | | | |
| ROTOR ASSY. | B7A 12200-A | A | | C | | | | | | | | | | |
| 1973/76 | *DR-5 | | B | | | | | | | | | | | |
| 1977 | D7TZ 12200-A | | B | | | | | | | | | | | |
| | *DR-313 | | | | | | | | | | | | | |
| DISTRIBUTOR CAM LUBE (KIT) | D3PZ 12A206-A | A | B | C | | | | | | | | | | |
| CAM-Refer to Distributor Identification Charts for Calibration Codes | 12210 | | | | | | | | | | | | | |
| WIRE ASSY. (PRIMARY TERMINAL) | 12216 | | | | | | | | | | | | | |
| Without diagnostic system | C7VY 12216-A | A | B | C | | | | | | | | | | |
| | *DW-34 | | | | | | | | | | | | | |
| With diagnostic system | D40Z 12216-A | A | | | | | | | | | | | | |
| | *DW-47 | | | | | | | | | | | | | |
| W/diagnostic system | D3TZ 12216-A | | B | C | | | | | | | | | | |
| | *DW-48 | | | | | | | | | | | | | |
| Nut-No.6-32 | 34051-S7(M-154) | A | B | C | | | | | | | | | | |
| Lockwasher-No.6 | 34801-S7(X-58) | A | B | C | | | | | | | | | | |
| Screw-self-tapping-No.6-18 x 1/2" | 32921-S7-8(U-334) | A | B | C | | | | | | | | | | |
| SCREW (POINTS) | D0RY 12230-A | 3 | 3 | 3 | | | | | | | | | | |
| | *DZE-426 | | | | | | | | | | | | | |
| WIRE ASSY. (BREAKER GROUND) | D2AZ 12264-A | A | B | C | | | | | | | | | | |
| | *ML-291 | | | | | | | | | | | | | |
| CLAMP (DISTRIBUTOR TO ENGINE BLOCK) | 12270 | | | | | | | | | | | | | |
| | C3AZ 12270-A | A | | | | | | | | | | | | |
| | *DZ-410 | | | | | | | | | | | | | |
| | B8A 12270-A | | B | | | | | | | | | | | |
| | *DZ-409 | | | | | | | | | | | | | |
| CONDENSER ASSY. | C9AZ 12300-A | A | B | C | | | | | | | | | | |
| | *DC-13-A | | | | | | | | | | | | | |
| DIAPHRAGM ASSY.-Refer to Distributor Identification Charts for Calibration Codes | 12370 | | | | | | | | | | | | | |
| Retainer (diaphragm rod)-"C" washer | 351826-S(XX-2) | A | B | C | | | | | | | | | | |
| Screw (pan head)-No.8-32 x 1" | 382331-S2(BB-635-A) | 2 | 2 | 2 | | | | | | | | | | |
| GEAR (DRIVEN) | 12390 | | | | | | | | | | | | | |
| | C20F 12390-A | A | | | | | | | | | | | | |
| | *DZ-362 | | | | | | | | | | | | | |
| | FAB 12390-C | | B | | | | | | | | | | | |
| | *DZ-367 | | | | | | | | | | | | | |
| | C4TZ 12390-A | | | C | | | | | | | | | | |
| Rivet (gear to shaft)-1/8" x 13/16" | 61489-S(S-10) | A | B | C | | | | | | | | | | |

NOTICE: When the parts list suffix is shown in the quantity required column, the quantity is one (1).

| DESCRIPTION/RESTRICTIONS | PART NUMBER | DISTRIBUTOR PARTS LIST 3A THRU 3M | | | | | | | | | | | | | | | |
|--|--------------------------|-----------------------------------|----|----|---|---|---|---|---|---|---|---|---|--|--|--|--|
| | | A | B | C | D | E | F | G | H | J | K | L | M | | | | |
| Notes: Refer to SECTION 120 PAGE 2 for PARTS LIST INSTRUCTIONS ● RECONDITIONERS ONLY -per Federal Standards not for dealer use 1975/ applications | | | | | | | | | | | | | | | | | |
| SLEEVE and PLATE ASSY. - Refer to Distributor Identification Charts for Calibration Code | | 12A096 | | | | | | | | | | | | | | | |
| ARMATURE | D4DZ 12A099-A *DT-2 | A | | | | | | | | | | | | | | | |
| | D5DZ 12A099-A *DT-6 | | B | C | | | | | | | | | | | | | |
| Pin-3/32" x 5/16" | 305015-S(NN-84-G) | A | B | C | | | | | | | | | | | | | |
| HOUSING (TERMINAL CAP) | 7HA 12106 *DH-4 | A | | | | | | | | | | | | | | | |
| 1975/76 | D5DZ 12106-A *DH-353 | | B | | | | | | | | | | | | | | |
| 1977/ | D7DZ 12106-A *DH-367 | | | C | | | | | | | | | | | | | |
| STATOR ASSY. | D4PZ 12A112-A *DU-1-A | A | | | | | | | | | | | | | | | |
| | D5TZ 12A112-A *DU-5 | | B | C | | | | | | | | | | | | | |
| Washer "C" | 351826-S(XX-2) | A | | | | | | | | | | | | | | | |
| BUSHING (HOUSING UPPER) | 12120 | | | | | | | | | | | | | | | | |
| | C5AZ 12120-A *MC-175 | A | | | | | | | | | | | | | | | |
| | D4ZZ 12120-A *MC-221 | | B | C | | | | | | | | | | | | | |
| WICK (SHAFT) | ★ FEK 12133-A | A | ●B | ●C | | | | | | | | | | | | | |
| CLAMP (TERMINAL HOUSING HOLD DOWN) | 7RA 12144 | 2 | | | | | | | | | | | | | | | |
| RIVET (TERMINAL HOUSING HOLD DOWN CLAMP) | B 12145 | 2 | | | | | | | | | | | | | | | |
| RETAINER (BREAKER PLATE) | D3AZ 12146-A *DZ-470 | A | | | | | | | | | | | | | | | |
| PLATE ASSY. (BREAKER LOWER) | D4DZ 12151-A *DB-201 | A | | | | | | | | | | | | | | | |
| SHAFT | D3TZ 12175-A *DF-394 | A | ●B | ●C | | | | | | | | | | | | | |
| "O" Ring (seal) | 87055-S94 | A | ●B | ●C | | | | | | | | | | | | | |
| RETAINER (CAM) | B7A 12177-A | A | ●B | ●C | | | | | | | | | | | | | |
| WASHER (DRIVEN GEAR THRUST) | C5TZ 12179-A *DZ-381 | A | ●B | ●C | | | | | | | | | | | | | |
| WASHER (SHAFT THRUST UPPER) | C8AZ 12179-A *DZ-413 | A | ●B | ●C | | | | | | | | | | | | | |
| ROTOR ASSY. | C5TZ 12200-B *DR-87 | A | | | | | | | | | | | | | | | |
| 1975/76 | D5DZ 12200-A *DR-87-A | | B | | | | | | | | | | | | | | |
| 1977/ | D7DZ 12200-A *DR-314 | | | C | | | | | | | | | | | | | |
| ADAPTER ASSY (BASE) | D7DZ 12A217-A *DJ-1 | | | C | | | | | | | | | | | | | |
| 1977/ | | | B | | | | | | | | | | | | | | |
| CLAMP (DISTRIBUTOR TO CYLINDER HEAD) | C3AZ 12270-A *DZ-410 | A | B | C | | | | | | | | | | | | | |
| DIAPHRAGM ASSY.-Refer to Distributor Identification Charts for Calibration Codes | | 12370 | | | | | | | | | | | | | | | |
| Screw (to distributor)-No. 8-32 x 1" | | 382331-S(BB-635) | 2 | 2 | 2 | | | | | | | | | | | | |
| GEAR (DRIVEN) | C5TZ 12390-A *DZ-383 | A | B | C | | | | | | | | | | | | | |
| Pin (gear to shaft) - 1/8" x 13/16" | 67555-S(N-100-E) | A | B | C | | | | | | | | | | | | | |

8 CYL. 5.0L (302 C.I.D.), 5.8L (351 C.I.D.),
5.9L (360 C.I.D.), 6.4L (390 C.I.D.),
6.6L (400 C.I.D.), 7.5L (460 C.I.D.)

1973/79
TRUCK SERIES 100/500

SECTION 120.4
BREAKERLESS DISTRIBUTOR

| DESCRIPTION/RESTRICTIONS | PART NUMBER | DISTRIBUTOR PARTS LISTS 4A THRU 4M | | | | | | | | | | | | |
|--|------------------------------|------------------------------------|---|---|----|----|----|----|----|----|----|---|---|--|
| | | A | B | C | D | E | F | G | H | J | K | L | M | |
| Notes: Refer to SECTION 120 PAGE 2 for PARTS LIST INSTRUCTIONS | | | | | | | | | | | | | | |
| Note: ●RECONDITIONERS ONLY—per Federal Standards not for dealer use for 1975/applications | | | | | | | | | | | | | | |
| SLEEVE and PLATE ASSY. — Refer to Distributor Identification Charts for Calibration Code | | 12A096 | | | | | | | | | | | | |
| ARMATURE | D3AZ 12A099-A *DT-1 | A | B | C | D | E | F | G | H | J | K | | | |
| Pin—3/32" x 5/16" | 305015-S (NN-84-G) | A | B | C | D | E | F | G | H | J | K | | | |
| HOUSING (TERMINAL) | B7A 12106-A *DH-6 | A | B | C | | | | | | | | | | |
| 1975/76 | D5AZ 12106-A *DH-354 | | | | D | E | F | G | | | | | | |
| 1977 | D7AZ 12106-A *DH-366 | | | | | E | | | H | J | K | | | |
| STATOR ASSY. | D4PZ 12A112-A *DU-1-A | A | B | C | D | E | F | G | H | J | K | | | |
| Retainer "C" type washer (diaphragm rod) | 351826-S (XX-2) | A | B | C | D | E | F | G | H | J | K | | | |
| Screw #8-32 cross recess | ★ 384911-S8M | | | | 2 | 2 | 2 | 2 | 2 | 2 | 2 | | | |
| BUSHING (BASE-UPPER) | C5AZ 12120-A B8QH 12120-A | | | C | | ●E | ●F | | ●H | | ●K | | | |
| | | | | | ●D | | | ●G | | ●J | | | | |
| WICK (SHAFT) | ★ FEK 12133-A | A | B | C | D | E | F | G | H | J | K | | | |
| "O" RING (SEAL) | B9TF 12143-A *DZ-3 | A | | C | D | E | F | | H | J | K | | | |
| | B8A 12143-A | | B | | | | | G | | | | | | |
| CLAMP (TERMINAL HOUSING HOLD DOWN) | 7RA 12144 | 2 | 2 | 2 | 2 | 2 | 2 | 2 | 2 | 2 | 2 | | | |
| RIVET (TERMINAL HOUSING HOLD DOWN CLAMP) | B 12145 | 2 | 2 | 2 | 2 | 2 | 2 | 2 | 2 | 2 | 2 | | | |
| RETAINER (BREAKER PLATE) | D3AZ 12146-A | A | B | C | D | E | F | G | H | J | K | | | |
| PLATE ASSY. (BREAKER LOWER) | D3AZ 12151-A *DB-194 | A | B | C | ●D | ●E | ●F | ●G | ●H | ●J | ●K | | | |
| SHAFT | 12175 | | | | | | | | | | | | | |
| | D30Z 12175-A *DF-396 | A | B | | ●D | | | ●G | | ●J | | | | |
| | D3AZ 12175-A *DF-395 | | | C | | ●E | | | ●H | | | | | |
| | D2AZ 12175-J *DF-380-B | | | | | | ●F | | | | ●K | | | |
| RETAINER (CAM) | B7A 12177-A | A | B | C | ●D | ●E | ●F | ●G | ●H | ●J | ●K | | | |
| WASHER (SHAFT THRUST UPPER) | C8AZ 12179-A *DZ-413 | A | B | C | ●D | ●E | ●F | G | H | ●J | ●K | | | |
| SPRING — Refer to Distributor Identification Charts for Calibration Codes | 12191-2 | | | | | | | | | | | | | |
| COLLAR (SHAFT) | 12195 | | | | | | | | | | | | | |
| | 7HA 12195 | A | B | | ●D | | | | | ●J | | | | |
| Pin — 1/8 x 13/16" | C8VY 12195-A | | | C | | ●E | F | | ●H | | ●K | | | |
| ROTOR ASSY. | 67555-S (N-100-E) | A | B | C | ●D | ●E | ●F | ●G | ●H | ●J | ●K | | | |
| | B7A 12200-A *DR-5 | A | B | C | | | | | | | | | | |
| 1975/76 | D5AZ 12200-A *DR-5-A | | | | D | E | F | G | | | | | | |
| 1977 | D8AZ 12200-A *DR-323 | | | | | E | | | H | J | K | | | |
| RING (ARMATURE STOP) | D3AZ 12A203-A | | | C | | | | | | | | | | |
| ADAPTER ASSY (BASE) | D7VY 12A217-A | | | | | | | | H | J | K | | | |
| 1977 | *DJ-2 | | | | | E | | | | | | | | |

2 SECTION 120.4
BREAKERLESS DISTRIBUTOR

1973/79
TRUCK SERIES 100/500

8 CYL. 5.0L (302 C.I.D.), 5.8L (351 C.I.D.),
5.9L (360 C.I.D.), 6.4L (390 C.I.D.),
6.6L (400 C.I.D.), 7.5L (460 C.I.D.)

| DESCRIPTION/RESTRICTIONS | PART NUMBER | DISTRIBUTOR PARTS LISTS 4A THRU 4M | | | | | | | | | | | |
|---|-------------------------|------------------------------------|---|---|---|---|---|---|---|---|---|---|---|
| | | A | B | C | D | E | F | G | H | J | K | L | M |
| Notes: Refer to SECTION 120 PAGE 2 for PARTS LIST INSTRUCTIONS | | | | | | | | | | | | | |
| CLAMP (DISTRIBUTOR TO ENGINE BLOCK) | 12270 | | | | | | | | | | | | |
| | C3AZ 12270-A *DZ-410 | A | | C | D | E | F | | H | J | K | | |
| | B8A 12270-A *DZ-409 | | | | | | | G | | | | | |
| DIAPHRAGM ASSY. - Refer to Distributor Identification Charts for Calibration Codes | 12370 | | | | | | | | | | | | |
| Screw (to distributor)-No. 8-32 x 13/16" | 354988-S8 (BB-635) | 2 | 2 | 2 | 2 | 2 | 2 | 2 | 2 | 2 | 2 | | |
| GEAR (DRIVEN) | 12390 | | | | | | | | | | | | |
| | C20F 12390-A *DZ-362 | A | | | D | | | | | | J | | |
| | FAB 12390-C *DZ-367 | | B | | | | | G | | | | | |
| | C4TZ 12390-A | | | C | | E | | | H | | | | |
| | C9ZZ 12390-A *DZ-412 | | | | | | F | | | | K | | |
| Pin (gear to shaft)- 1/8" x 13/16" | 67555-S(N-100-E) | A | B | C | D | E | F | G | H | J | K | | |

NOTICE: When the parts list suffix is shown in the quantity required column, the quantity is one (1).

**1973/79
TRUCK SERIES 100/500**

| YEAR | MODEL/RESTRICTIONS | PART NUMBER | DESCRIPTION | QTY. |
|---|-----------------------------------|-------------------|--|------|
| 13001 BRACKET (HEADLAMP DOOR RETAINER) | | | | |
| 78/ | F100/350 | D8TZ 13001-A | Incl. (2) 38180-S36B screws | 2 |
| 13007 BULB ASSY. (HEADLAMP SEALED BEAM) | | | | |
| 73/76 | E-F100/350 | CODZ 13007-A | 12 volt-type No. 6012-round | 2 |
| 73/76 | B-F500- "Before Ser. B50,000" | | | 2 |
| 73/77 | P350/500, M450/500 | | | 2 |
| 76/77 | B-F500- "From Ser. B50,000" | D2ZZ 13007-A | 12 volt-type No. 6014-round | 2 |
| 77/78 | F100/350 | | | 2 |
| 77/78 | E100/350 | | | 2 |
| 77 | P500 | | | 2 |
| 78/ | F100/350 | D8BZ 13007-A | 12 volt-type No. 6052 rectangular | 2 |
| 79 | E100/350 | | | 2 |
| 13008 HEADLAMP ASSY. (LESS BULB and WIRING) | | | | |
| 73/77 | F100/350 | (RH) D3TZ 13008-A | (LH) D3TZ 13008-B Incl. (1) D3TZ 13015-A ring and attaching parts | 1 |
| 73/77 | P350/500, M450/500 | (RH) D3TZ 13008-C | (LH) D3TZ 13008-C | 1 |
| 78/ | F100/350 -- w/round hdlamps | (RH) D8TZ 13008-A | (LH) D8TZ 13008-B Round-Incl. (1) D3TZ 13015-A ring and attaching parts | 1 |
| 78/ | F100/350 -- w/rectangular hdlamps | (RH) D8TZ 13008-C | (LH) D8TZ 13008-D Rectangular-Incl. (1) D8BZ 13015-A ring and attaching parts | 1 |
| 13015 RING (HEADLAMP BULB RETAINING) | | | | |
| 73 | P350/500 "Before Ser. P80,001" | 11A 13015-A | | 2 |
| 73/78 | E100/350 | D3TZ 13015-A | Round | 2 |
| 73/77 | B-F100/500 | | | 2 |
| 78/ | F100/350 | | | 2 |
| 73/77 | P350/500 "From Ser. P80,001" | | | 2 |
| 73/76 | M450/500 | | | 2 |
| 78/ | F100/350 | D8BZ 13015-A | Rectangular | 2 |
| 79 | E100/350 | D9UZ 13015-A | Rectangular-attaching tabs painted black | 1 |
| 13021 BRACKET ASSY. (HEADLAMP ADJUSTING NUT) | | | | |
| 73/77 | F100/350 | D3AZ 13021-A | | 4 |
| 13A024 SWITCH ASSY. (HEADLAMP DIMMER) | | | | |
| 73/ | All | C0TZ 13A024-A | *SW-263 | 1 |
| 73/ | All | 42141-S8 | (U-250)- screw (switch to dash panel or front floor pan)-No. 10-12 x 3/4" | 2 |
| 13031 SPRING (HEADLAMP BALL RING) | | | | |
| 73/77 | B-F500 | D3TZ 13031-A | | 2 |
| 73/74 | E100/300 | C20Z 13031-A | | 2 |
| 75/ | E100/350 | D5UZ 13031-A | | 2 |
| 73/77 | F100/350 | D0ZZ 13031-A | | 2 |
| 78/ | F100/350 | | For round head lamps | 2 |
| 78/ | F100/350 | C6AZ 13031-C | For rectangular headlamps | 2 |
| 73/77 | P350/500, M450/500 | B8J 13031-A | | 2 |
| 13032 SCREW (HEADLAMP ADJUSTING) | | | | |
| 73 | F100/350 | D10Z 13032-A | Screw only | 4 |
| 74/77 | F100/350 | D3ZZ 13032-A | Screw only | 4 |
| 73/77 | B-F500 | D1TZ 13032-D | Screw and nut assy. | 4 |
| 75/77 | E100/350 "Before Ser. Y40,001" | | | 4 |
| 73/74 | E100/300 | C7TZ 13032-B | Screw and nut assy.-White nylon nut | 4 |
| 73 | F100/350 | D2SZ 13032-A | Screw and nut assy. | 4 |
| 77/78 | E100/350 "From Ser. Y40,001" | | | 4 |
| 78/ | F100/350 | D7AZ 13032-A | Screw and nut assy.-use w/round headlamps | 4 |
| 78/ | F100/350 | D8TZ 13032-A | Screw and nut assy.-use w/rectangular headlamps | 4 |
| 79 | E100/350 | | | 4 |

1973/79
TRUCK SERIES 100/500

| YEAR | MODEL/RESTRICTIONS | PART NUMBER | DESCRIPTION | QTY. |
|--|--|----------------------------------|--|------|
| 13044 GASKET (HEADLAMP MOUNTING) | | | | |
| 73/77 | P350/500, M450/500 | A8AZ 13044-A | | 2 |
| 13058 SPACER (HEADLAMP DOOR) | | | | |
| 78/ | F100/350 | D8TZ 13058-A | Urethane—also used on some tailgate moulding retainers | AR |
| 13064 DOOR (HEADLAMP) | | | | |
| 73/77 | B-F500 | (RH) D3TZ 13064-B | (LH) D3TZ 13064-B | 1 |
| | | (RH) D3TZ 13064-A | (LH) D3TZ 13064-A | 1 |
| 73/74 | E100/350 | (RH) D1UZ 13064-A | (LH) D1UZ 13064-A | 1 |
| 79 | E100/350 | (RH) D9UZ 13064-A | (LH) D9UZ 13064-B | 1 |
| | | | Argent or black paint to match | |
| 73/77 | M450/500,P350/500 | (RH) B5CZ 13064-A | (LH) B5CZ 13064-A | 1 |
| 78/ | F100/350 -- w/round hdlamps | (RH) D8TZ 13064-A | (LH) D8TZ 13064-B | 1 |
| 78/ | F100/350 -- w/rectangular hdlamps | (RH) D8TZ 13064-C | (LH) D8TZ 13064-D | 1 |
| 78/ | F100/350 -- w/rectangular hdlamps | (RH) D8TZ 13064-E | (LH) D8TZ 13064-F | 1 |
| | | | bright finish—rectangular | |
| 73/77 | B-F500 | 45174-S8 | (M-138)—nut—No. 8-15 spring | 6 |
| 73/74 | E100/300 | ★55977-S | Screw (door to grille)—No. 8-18 x 1 1/2" self tap | AR |
| 78/ | F100/350 -- argent rectangular hdlp. doors | 55949-S49 | (U-285-G)—Screw (door to grille)—No. 8-18 x 1 1/2"—black | 4 |
| 78/ | F100/350 -- bright rectangular hdlp. doors | 55949-S45 | (U-285-F)—Screw (door to grille)—No. 8-18 x 1 1/2"—chrome | 4 |
| 13B064 VALVE ASSY. (HEADLAMP COVER VACUUM CHECK) | | | | |
| 75/77 | E250/350 -- 8 cyl. —with A/T | C8SZ 13B064-A | Used as speed control check valve | 1 |
| 78 | E100/350 | | Used as speed control check valve | 1 |
| 75/78 | F100/350 | | | 1 |
| 13076 WIRING ASSY. (HEADLAMP LEADS) | | | | |
| 73/74 | E100/300 | D1UZ 13076-A | #D1UB 13076-AA or AB | 1 |
| 73/74 | F100/350 | D3TZ 13076-A | #D3TB 13076-AG | 2 |
| 75/76 | F100/350 | ★D5TZ 13076-A r/bD7TZ 13076-A | #D5TB 13076-AA,AB,AC , D6TB 13076-BA -- incl. parking lamp and marker lamp leads | 2 |
| 73/77 | P350/500 | C3TZ 13076-D | | 2 |
| 73/74 | M450/500 "Before Ser. U20,001" | | | 2 |
| 74/76 | M450/500 "From Ser. U20,001" | D4HZ 13076-A | #D4HS 13076-AA | 2 |
| 77/ | F100/350 | D7TZ 13076-A | #D7TB 13076-AB, AC, AD -- incl. parking lamp and marker lamp leads | 2 |
| 73/74 | E100/300 | 383775-S100 | (GG-367)—clip (wire to dash panel) | 2or4 |
| 13A116 BRACKET (HEADLAMP DOOR MOUNTING)—also refer to group 13008 | | | | |
| 73/77 | B-F500 | D3TZ 13A116-A | Upper | 6 |
| 13118-9 RING ASSY. (HEADLAMP ADJUSTING) | | | | |
| 73/74 | B500 | (RH) D1FZ 13118-A | (LH) D1FZ 13118-A | 1 |
| 75/77 | B500 | (RH) D1FZ 13118-A | (LH) D1FZ 13119-A | 1 |
| 73/74 | E100/300 | (RH) C9TZ 13119-A | (LH) C9TZ 13119-A | 1 |
| 75/78 | E100/350 | (RH) D4ZZ 13118-A | (LH) D4ZZ 13119-A | 1 |
| 78/ | F100/350 | | | 1 |
| | | | For round lps. | |
| 78/ | F100/350 | (RH) D8BZ 13118-A | (LH) D8BZ 13119-A | 1 |
| 79 | E100/350 | | | 1 |
| | | | For rectangular lps. | |
| 73/77 | F500 | (RH) D1FZ 13118-A | (LH) D1FZ 13119-A | 1 |
| 73/77 | M450/500,P350/500 | (RH) C9TZ 13118-C | (LH) C9TZ 13118-C | 1 |
| 73/ | All (exc. P350/500) | 375452-S100 | (BB-630-D)—screw (ring to bulb retaining ring)—No. 8-18 x 7/16" | 6 |
| 13B160 BEARING (HEADLAMP ADJUSTING RING) | | | | |
| 75/ | E100/350 | D5UZ 13B160-A | | 6 |
| 13200-1 LAMP ASSY. (PARKING) — Also refer to group 13368 | | | | |
| 73 | E100/300 "Before Ser. S00,001" | (RH) D3UZ 13200-A | (LH) D3UZ 13200-A | 1 |
| 73/74 | E100/300 "From Ser. S00,001" | (RH) D4UZ 13200-A | (LH) D4UZ 13200-A | 1 |
| 75/78 | E100/350 | (RH) D5UZ 13200-A | (LH) D5UZ 13200-A | 1 |
| 79 | E100/350 | (RH) D84Y 13200-A | (LH) D84Y 13200-A | 1 |
| 73/74 | F100/350 | (RH) D3TZ 13200-A | (LH) D3TZ 13200-A | 1 |
| 75/76 | F100/350 "Before Ser. C50,000" | (RH) D5TZ 13200-A | (LH) D5TZ 13200-A | 1 |
| 76/77 | F100/350 "From Ser. C50,000" | (RH) D6TZ 13200-A | (LH) D6TZ 13200-A | 1 |
| | | | amber lens | |

1973/79
TRUCK SERIES 100/500

SECTION 130 3

| YEAR | MODEL/RESTRICTIONS | PART NUMBER | DESCRIPTION | QTY. |
|---|--|-------------------|---|------|
| 13200-1 LAMP ASSY. (PARKING) - Also refer to group 13368 - Cont'd | | | | |
| 78/ | F100/350 | (RH) D8TZ 13200-A | (LH) D8TZ 13201-A amber lens | 1 |
| 73 | M450/500 | (RH) C8TZ 13200-F | (LH) C8TZ 13200-F | 1 |
| 74 | M450/500 "Before Ser. U00,001" | (RH) D3TZ 13200-A | (LH) D3TZ 13200-A | 1 |
| 73 | P350/500 | (RH) C8TZ 13200-F | (LH) C8TZ 13200-F | 1 |
| 74/77 | P350/500 | (RH) D3TZ 13200-A | (LH) D3TZ 13200-A | 1 |
| 13208-9 LENS (PARKING LAMP) | | | | |
| 73/74 | E100/300 | D3UZ 13208-A | R.H. and L.H.-Amber | 2 |
| 73/74 | F100/350 | D3TZ 13208-A | R.H. and L.H.-clear-incl. attaching parts | 2 |
| 74 | M450/500 "Before Ser. U00,001" | | R.H. and L.H. | 2 |
| 74/77 | P350/500 | | R.H. and L.H. | 2 |
| 73 | P350/500, M450/500 | C3TZ 13208-B | R.H. and L.H.-Amber | 2 |
| 73/74 | E100/300 | 376328-S | (UU-67-G)-screw (lens and gasket to body)- No. 8-18 x 3/4" | 4 |
| 73/74 | F100/350 | | | 4 |
| 74/77 | P350/500 | | | 4 |
| 13210 DOOR (PARKING LAMP) | | | | |
| 73 | P350/500, M450/500 | B6J 13210-A | Round-chrome | 2 |
| | | 380365-S | (BB-4-M)-screw (parking lamp door)-No. 4-40 x 9/16" | 2 |
| 13211 GASKET (PARKING LAMP LENS) | | | | |
| 73/74 | F100/350 | D3TZ 13211-A | | 2 |
| 74 | M450/500 | | | 2 |
| 74/77 | P350/500 | | | 2 |
| 73 | P350/500, M450/500 | B9C 13211-B | | 2 |
| 73/74 | E100/300 | | | 2 |
| 13234 SOCKET and WIRING ASSY. (LAMP) | | | | |
| 75/ | E-F100/350 | D1FZ 13234-A | R.H. and L.H.- 6" long-parking lamps | 2 |
| 74/ | F100/350 (99) -- w/rectangular rear lamp | | For stop lamps & turn signal lamps- also serviced in D4TZ 13A409-A | 2 |
| 13A253 RELAY ASSY. (PARKING LAMP)-Also refer to group 14512 | | | | |
| 77 | F100/350 -- M/T-w/camper special or dual rear wheels | D7TZ 13A253-A | #D7TB 13A253-AA | 1 |
| 13B302 SWITCH ASSY. (TURN and EMERGENCY WARNING SIGNAL)-Refer to group 13341 | | | | |
| 13305 LEVER ASSY. (TURN INDICATOR) | | | | |
| 73/77 | B-F500 | D0AZ 13305-A | | 1 |
| 73/ | E-F100/350 | | | 1 |
| 73/76 | M450/500 -- w/ fixed steering column -- w/o speed control | | | 1 |
| 74/76 | M450/500 -- w/tilt steering column -- w/o speed control | D4HZ 13305-A | | 1 |
| 75/76 | M450/500 -- w/speed control | D5HZ 13305-A | Lettering "Set speed-Resume-ON-OFF" | 1 |
| 73/77 | P350/500 | C0KF 13305-AP | Black knob | 1 |
| 13B308 WIRING ASSY. (STEERING COLUMN) | | | | |
| 74/76 | M450/500 -- w/tilt steering column | D4HZ 13B308-A | #D4HS 3L512-AA | 1 |
| 13309 PAWL (TURN INDICATOR SWITCH) | | | | |
| 73/77 | P350/500 | FAA 13309-A | | 1 |
| 13A312 INSULATOR (TURN SIGNAL SWITCH WIRING) - Improve | | | | |
| 13316 SPRING (TURN INDICATOR PAWL) | | | | |
| 73/77 | P350/500 | 1M 13316-A | | 1 |
| 13318 CAM (TURN INDICATOR TURN OFF) | | | | |
| 73/74 | E100/350 | C1TZ 13318-A | Also serviced in (3600) wheel | 1 |
| 73/ | F100/350 | C7TZ 13318-A | Also serviced in (3600) wheel | 1 |
| 75/ | E100/350 | | Also serviced in (3600) wheel | 1 |
| 74/76 | M450/500 -- w/tilt steering column | D4HZ 13318-A | | 1 |
| 73/77 | P350/500 | FAA 13318-A | | 1 |

1973/79
TRUCK SERIES 100/500

| YEAR | MODEL/RESTRICTIONS | PART NUMBER | DESCRIPTION | QTY. |
|--|--|-----------------------|--|------------|
| 13328 LENS (FRONT TURN INDICATOR LAMP-AMBER) | | | | |
| 73/77 | B-F500 | D3TZ 13328-A | | AR |
| 13A328 REINFORCEMENT (FRONT TURN INDICATOR OUTBOARD LAMP) | | | | |
| 73/77 | B-F500 | D3TZ 13A328-A | | 2 |
| 13329 LENS (FRONT TURN INDICATOR LAMP-RED) | | | | |
| 73/76 | B-F500 | D3TZ 13329-A | Incl. (8) 55928-S2-screw | 2 |
| 13329 LENS (WARNING STOP LAMP) | | | | |
| 74/76 | E150/300 (82, 89E, F) -- w/School Bus warning lamps | D3UZ 13329-A | Roof mounted warning stop lamps | 4 |
| 13332 PAD (WARNING STOP LAMP) | | | | |
| 74/76 | E150/300(82,89E,F) -- w/School Bus warning lamps | D3UZ 13332-A | Roof mounted warning stop lamps | 1 |
| 13341 SWITCH and MOUNTING PLATE ASSY. (TURN INDICATOR) | | | | |
| NOTE: Extreme caution must be exercised to assure that the speed control brush assembly (basic 9C899) is reinstalled correctly before installation of switch on units equipped with speed control. | | | | |
| 73/77 | B-F500 | D1TZ 13341-A | # D0TA 13B302-A--incl. instruction sheet | 1 |
| 73/74 | E100/300 | D1UZ 13341-A | # D0UB 13B302-C | 1 |
| 73/77 | F100/350 -- M/T | D3TZ 13341-A | # D3TA 13B302-AB | 1 |
| 75/77 | E100/350 -- M/T | | | 1 |
| 74/76 | M450/500 -- w/std. steering | | | 1 |
| 73/74 | F100/350 -- A/T | D3TZ 13341-B | # D3TA 13B302-BB | 1 |
| 75/77 | F100/350 -- A/T-w/o speed control | | | 1 |
| 75 | E100/350 -- A/T | | | 1 |
| 76/77 | E100/350 -- A/T-w/o speed control | | | 1 |
| 75/77 | F150/350 -- A/T-w/speed control | D5TZ 13341-B | # D5TA 13B302-AA | 1 |
| 76/77 | E100/350 -- A/T-w/speed control | | | 1 |
| 78/ | E-F100/350 -- w/tilt steering column | D8TZ 13341-A | # D8TA 13B302-AB | 1 |
| 78/ | E-F100/350 -- A/T & fixed steering column | D8TZ 13341-B | # D8TA 13B302-BB | 1 |
| 78/ | E-F100/350 -- M/T & fixed steering column | D8TZ 13341-C | # D8TA 13B302-CB | 1 |
| 74/76 | M450/500 -- w/tilt steering | D4HZ 13341-A | Incl. 1-D4HZ 17513-A knob and attaching screws | 1 |
| 75/76 | M450/500 | ★ D5TZ 13341-A | Emergency warning - dash mounted | 1 |
| Service details | | | | |
| Consists of | | | | |
| 1-D3BZ 13A350-A | | SW-1154 Flasher assy. | 1-D3BZ 15C580-A | Bezel |
| 1-C8TZ 17513-A | | Knob | 1-D3TZ 10C915-A | Lamp assy. |
| 1-D3TZ 15595-A | | Bracket | 1-C1TZ 9A389-A | Bezel |
| 73/77 | P350/500 | B6C 13341-A | # FDV 13341-A--used on units that have 1 1/2" dia. steering column | 1 |
| 73/77 | B-F500 | 52720-S8 | (U-380)-screw (switch to strg. hub)-No. 8-18 x 3/8"-self tapping | AR |
| 13345 PLATE (TURN INDICATOR CONTROL MOUNTING) | | | | |
| 73/77 | P350/500 | B6A 13345-A | Use with 1 1/2" diameter steering column | 1 |
| 13346 SPRING (TURN INDICATOR CONTROL ARM TENSION) | | | | |
| 73/77 | P350/500 | FAA 13346-A | | 1 |
| 13347 RETAINER (TURN INDICATOR CONTROL ARM) | | | | |
| 73/77 | P350/500 | 1A 13347-A | | 1 |
| 13350 FLASHER ASSY. (INDICATOR) | | | | |
| 73/77 | B-F500 | D4TZ 13350-A | *SF-555-A- # D4TB 13350-AA--turn signal heavy duty square type | 1 |
| 73/76 | M450/500 | | Turn signal-emergency warning | 2 |

**1973/79
TRUCK SERIES 100/500**

SECTION 130 5

| YEAR | MODEL/RESTRICTIONS | PART NUMBER | DESCRIPTION | QTY. |
|---|--|---------------|--|------|
| 13350 FLASHER ASSY. (INDICATOR) — Cont'd | | | | |
| 73/ | E100/350,F100/350,P350/500 | D1FZ 13350-A | *SF-552-B Emergency warning | 1 |
| 75/77 | F250/350 (Reg. Cab) -- Camper special | | Turn signal | 1 |
| 75/77 | F350 -- Super Camper | | Turn signal | 1 |
| 76/ | E100/350 -- w/trailer | | Turn signal | 1 |
| | towing pkg. "From Ser. C25,000" | | | 1 |
| 76/77 | F100/350 (Super Cab) -- w/ trailer towing pkg.-- "From Ser. C25,000" | | Turn signal | 1 |
| 78/ | F100/350 -- w/trailer towing package | | Turn signal | 1 |
| 73/74 | E200/300(82,89E,F) -- w/School Bus warning lamps | D0UZ 13350-A | # D0UB 13N360-A--used with warning stop lamps | 1 |
| 73 | F250/350 -- camper special | D0MY 13350-A | Turn--signal Use in place of production installed flasher, when camper unit is installed | 1 |
| 74 | F250/350 -- camper special | C6AZ 13350-B | Turn--signal Used in place of production flasher, when camper unit is installed. Reinstall production flasher each time the vehicle is operated without the camper unit | 1 |
| 73/75 | E100/350 | C5AZ 13350-B | *SF-224--turn signal | 1 |
| 76 | E100/350 -- w/trailer towing pkg.-- "Before Ser. C25,001" | | Turn signal | 1 |
| 76/ | E100/350 -- w/o trailer towing pkg. | | Turn signal | 1 |
| 73/74 | F100/350 | | Turn signal | 1 |
| 75/77 | F100/350 -- exc. camper special, super camper, trailer towing pkg. | | Turn signal | 1 |
| 75/77 | F250/350 (Super Cab) -- w/camper special | | Turn signal | 1 |
| 75/76 | F100/350 (Super Cab) -- w/trailer towing pkg. "Before Ser. C25,001" | | Turn signal | 1 |
| 78/ | F100/350 -- w/o trailer towing pkg. | | Turn signal | 1 |
| 73/77 | P350/500 | | Turn signal | 1 |
| 75/76 | E150/250 (82,89,E,F) -- w/school Bus warning lamps | D5UZ 13350-A | *SF-556-- # D5UB 13N360-AA--use with warning stop lamps | 1 |
| 73/74 | E200/300 -- w/school bus warning lamps | 33795-S7 | (M-49)--nut-1/4"--20 hex. | 2 |
| 73/74 | E200/300 -- w/school bus warning lamps | 34940-S7-8 | (X-88)--lockwasher - 1/4"--external tooth | 2 |
| 73/74 | E200/300 -- w/school bus warning lamps | 376562-S | (BB-541-A)--screw (flasher to console)--1/4"--20 x 1/2" hex. hd. | AR |
| 13A350 SWITCH and WIRING ASSY. (EMERGENCY WARNING) | | | | |
| 73/74 | E100/300,P350/500 | D3BZ 13A350-A | *SW-1154-- # D3BB 13A350-AA | 1 |
| 73/74 | F350(84) | | | 1 |
| 73/77 | P350/500 | | Used with warning stop lamps | 1 |
| 75/76 | E150/250 (82,89,E,F) -- w/School Bus warning lamps | | | 1 |
| 13351 BRACKET (TURN INDICATOR FLASHER MOUNTING) | | | | |
| 73/74 | E200/300(82,89E,F) -- w/School Bus warning lamps | D3UZ 13351-A | Used with warning stop lamps | 1 |
| 73/76 | F350(84) | C1TZ 13351-B | | 1 |
| 73/76 | E100/350 | | | 1 |
| 73/77 | P350/500 | | | 1 |
| 79 | F100/350 -- Trailer tow or camper package | D9TZ 13351-A | | 1 |

OCTOBER, 1979

COPYRIGHT © 1979--

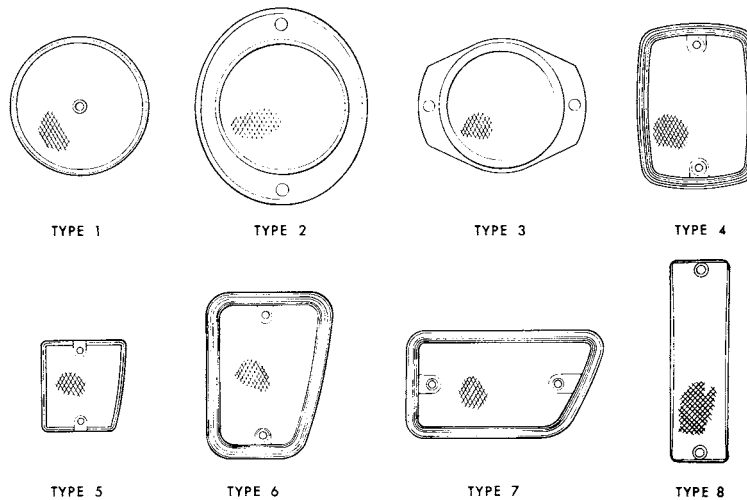
FORD MOTOR
COMPANY

--DEARBORN, MICHIGAN

NEW ISSUE

1973/79
TRUCK SERIES 100/500

| YEAR | MODEL/RESTRICTIONS | PART NUMBER | DESCRIPTION | QTY. |
|--|--|---|---|------|
| 13355 SPRING (TURN INDICATOR SWITCH HUB) | | | | |
| 73/77 | P350/500 | B6A 13355-A | | 1 |
| 13368 LAMP ASSY. (FRONT TURN INDICATOR OUTBOARD TYPE)–Also refer to group 13200 | | | | |
| 73/77 | B-F500 | (RH) D3TZ 13368-A | (LH) D3TZ 13368-B | 1 |
| | | | Use as parking lamp, turn indicator lamp, and marker lamp–incl. attaching parts | |
| 74/76 | M450/500 "From Ser. U00,001" | (RH) D4HZ 13368-A | (LH) D4HZ 13368-A | 1 |
| | | | Use as parking lamp, and turn indicator lamp | |
| 13368 LAMP ASSY. (WARNING STOP) | | | | |
| 73 | E200/300 (82, 89E-F) – – w/School Bus warning lamps– "Before Ser. R00,001" | C9UZ 13368-A | Roof mounted warning stop lamp | 4 |
| 73/74 | E200/300(82,89E-F) – – w/School Bus warning lamps– "From Ser. R00,001 to T00,001" | ★ D3UZ 13368-A r/bD3UZ 13368-B(7/78) | Roof mounted warning stop lamp | 4 |
| 74/76 | E150/300(82,89E,F) – – w/School Bus warning lamps– "From Ser. T00,001" | D3UZ 13368-B | Roof mounted warning stop lamp | 4 |
| 13376 COVER (TURN INDICATOR SWITCH WIRING) – Also refer to group 13A312 | | | | |
| 73/74 | E100/300 | C8UZ 13376-B | Steel | 1 |
| 73/ | F100/350 | D3TZ 13376-A | | 1 |
| 75/ | E100/350 | | | 1 |
| 13377 CLIP (TURN INDICATOR COVER) | | | | |
| 73/74 | E100/300 | C1TF 13377-AP | | 1 |
| 73/77 | F-B500 | C7TZ 13377-A | | 1 |
| 13380 REFLECTOR ASSY.–Incl. attaching parts – Also refer to groups 15A201 and 15442 | | | | |



| YEAR | MODEL / RESTRICTIONS | LOCATION | TYPE | COLOR | REMARKS | QTY. | PART NUMBER |
|--|----------------------|----------------------|------|-------|-------------|------|---------------|
| 13380 REFLECTOR ASSY. — Cont'd | | | | | | | |
| Notes: ● Must be used in states legally requiring Class "A" reflectors | | | | | | | |
| 73/74 | E100/300 | R.H.–below tail lamp | 5 | Red | Less bezel | 1 | DOUZ 13380-C |
| 73/74 | E100/300 | L.H.–below tail lamp | 5 | Red | Less bezel | 1 | DOUZ 13380-D |
| 73/74 | E100/300 | R.H.–below tail lamp | 5 | Red | Incl. bezel | 1 | DOUZ 13380-A |
| 73/74 | E100/300 | L.H.–below tail lamp | 5 | Red | Incl. bezel | 1 | DOUZ 13380-B |
| 73/75 | F350 (80,86) | Front of platform | 4 | Amber | | 2 | ●C7TZ 13380-D |
| 73/75 | F350 (80,86) | Rear of platform | 4 | Red | | 4 | ●C7TZ 13380-C |

1973/79
TRUCK SERIES 100/500

SECTION 130 7

| YEAR | MODEL/RESTRICTIONS | PART NUMBER | DESCRIPTION | QTY. | |
|---|--|-------------------|---|--|----|
| 13404-5 LAMP ASSY. (REAR) | | | | | |
| 75/ | E100/350 | (RH) D5UZ 13404-A | (LH) D5UZ 13405-A | Rectangular type | 1 |
| 73/74 | F100/350(99)- "Before Ser. T00, 001" | (RH) D3TZ 13404-A | (LH) D3TZ 13405-A | Rectangular type- incl. backup lamp | 1 |
| 74/ | F100/350(99) "From Ser. T00, 001" | (RH) D4TZ 13404-A | (LH) D4TZ 13405-A | Rectangular type- incl. backup lamp | 1 |
| 73/77 | F100/250(83)- "Before Ser. 020,000" | (RH) D3KZ 13404-A | (LH) D3KZ 13405-A | Square type- incl. backup lamp | 1 |
| 73/ | F350(80,86) | | | | 1 |
| 73/77 | P350/500,M450/500 | | | | 1 |
| 76/ | F100/350(81,84) | | | | 1 |
| 76/77 | B-F500 | | | | 1 |
| 77/ | F100/250(83)- "From Ser. 020,000" | (RH) D7TZ 13404-B | (LH) D7TZ 13405-B | Square type - incl. backup lamp | 1 |
| 73/75 | F100/350(81,84) | (RH) D3TZ 13404-B | (LH) D3TZ 13405-B | Square type-incl. backup lamp | 1 |
| 73/75 | B-F500 | | | | 1 |
| 73/ | F100/350(99) | 352963-S | (KK-17)-grommet (rear lamp socket wire thru side panel extension) | | 2 |
| 73/74 | F100/350(99)- "Before Ser. T00,001" | 385510-S46 | (UU-81-WJ)-screw (rear lamp assy. to quarter panel)-pan head tap-No. 8-18 x 1 1/4" | | 4 |
| 73/77 | P350/500 | 372742-S | (KK-56)-grommet (R.H. and L.H. lamp wire thru side member) | | 1 |
| 74/ | F100/350(99)- "From Ser. T00,001" | 56000-S | (U-380-D)-screw (rear lamp assy. to quarter panel)-No. 8-18 x 1 1/4" pan. head | | 4 |
| 13406 BRACKET (REAR LICENSE PLATE) | | | | | |
| 73/ | F100/350(99) | C4TZ 13406-A | Use on units w/o rear bumper | | 1 |
| 73/ | F100/350(exc. 99), P350/500 | C7TZ 13406-A | Use w/square type rear lamp | | 1 |
| 73/77 | B-F500 | | | | 1 |
| 73/76 | M450/500 | | | | 1 |
| 73/ | F100/250(99) | 20344-S8 | (B-42)-bolt (bracket to sill)-1/4"-20 x 5/8" | | 2 |
| | | 33795-S7 | (M-49)-nut-1/4"-20 | | 2 |
| | | 34905-S7 | (X-97)-lockwasher-1/4" | | 2 |
| 13A409 WIRING ASSY. (REAR LAMP CONNECTOR)-If not listed below improvise from bulk wiring (14296) | | | | | |
| 73/77 | B500 | C8TZ 13A409-C | # C8TB 13A409-C-40" long | | 1 |
| 75/ | E100/350 | D5UZ 13A409-D | R.H.- # D5UB 13A409-BA | | 1 |
| 75/76 | E100/350 -- w/o trailer towing pkg. | D5UZ 13A409-C | L.H.- # D5UB 13A409-AA | | 1 |
| 78/ | E100/350 -- w/o trailer towing pkg. | | | | 1 |
| 75/76 | E100/350 -- w/trailer towing pkg. "Before Ser. C25,000" | D5UZ 13A409-E | L.H.- # D5UB 13A409-CA | | 1 |
| 76 | E100/350 -- w/trailer towing pkg. "From Ser. C25,000" | D6UZ 13A409-A | L.H.- # D6UB 13A409-AA | | 1 |
| 78/ | E100/350 -- w/trailer towing pkg. | | | | 1 |
| 77 | E100/350 -- w/o trailer towing pkg. | D5UZ 13A409-C | L.H.- # D7UB 13A409-AA -tape & fold extra wire when not required | | 1 |
| 77 | E100/350- w/trailer towing pkg. | D7UZ 13A409-C | L.H. - # D7UB 13A409-CA tape & fold extra wire when not required | | 1 |
| 73/77 | F100/350 (exc. 99) | D3TZ 13A409-E | # D3TB 13A409-AB | | 1 |
| 73/74 | F100/350(99)- "Before Ser. T00,001" | D3TZ 13A409-D | # D3TB 13A409-DA | | 1 |
| 74/ | F100/350(99)- "From Ser. T00,001" | D4TZ 13A409-A | # D4TB 13A409-AA | | 1 |
| 73/77 | F500-134", 158" W/B | C8TZ 13A409-B | # C8TB 13A409-B-25" long | | 1 |
| 73/77 | F500 -- 176" W/B | C8TZ 13A409-D | # C8TB 13A409-D-48" long | | 1 |
| 74/76 | M450/500 | D4HZ 13A409-A | # D4HS 13A409-AA | | 2 |
| 73/ | F100/350(99) | 371645-S100 | (GG-210-M)-clip (wiring to rear floor cross sill) | | AR |

OCTOBER, 1979

COPYRIGHT © 1979-

FORD MOTOR
COMPANY

-DEARBORN, MICHIGAN

NEW ISSUE

1973/79
TRUCK SERIES 100/500

| YEAR | MODEL/RESTRICTIONS | PART NUMBER | DESCRIPTION | QTY. |
|--|--|-------------------|---|---|
| 13A409 WIRING ASSY. (REAR LAMP CONNECTOR) - If not listed below improvise from bulk wiring (14296) - Cont'd | | | | |
| 73/77 | F500 | 20387-S8 | (B-157)-bolt (wiring and ground wire to R.H. or L.H. frame-side member)-5/16"-24 x 1" | 1or2 |
| | | 33798-S8 | (M-62)-nut-5/16"-24 | AR |
| | | 34906-S8 | (X-98)-lockwasher-5/16" | AR |
| 73/ | B-F100/500 | ★374311-S | Clip (wire to frame) | AR |
| 73/ | B500, F100/500 | 373829-S100 | (GG-267)-clip (connector and wire assy. to rear frame cross member) | 4or6 |
| 73/ | F100/350(99) | 372049-S100 | (GG-208)-clip (wiring to rear cross sill) | 2 |
| 73/ | F100/350 | ★377628-S | Grommet (wire thru body) | AR |
| 78/ | F350 - - stake & platform | 385007-S | (GG-393) Clip (lp wire to rr. frame c/member)-wire-push type | 2or4 |
| 13410 SOCKET and WIRING ASSY. (LAMP) | | | | |
| 75/ | E100/350 | D5UZ 13410-A | # D5UB 13407-AA-service repair-8" long 3 leads-for rear lamp sockets (14405) | AR |
| 13A411 WIRING ASSY. (STOP LAMP SWITCH) - If not listed below improvise from bulk wiring (14296) | | | | |
| 73/77 | B-F500 | D2TZ 13A411-B | # D2TB 13A411-BA | 1 |
| 73/74 | M450/500 "Before Ser. U20,001" | D3HZ 13A411-A | #D3HS 13A411-BA-not required "From Ser. U20,001" | 1 |
| 13412 WIRING and SOCKET ASSY. (REAR LICENSE LAMP) | | | | |
| 73/74 | E100/300 | D0UZ 13412-A | # C9UB 13412-B | 1 |
| 73 | F100/350(99) - - w/rear bumper- "Before Ser. R40,001" | ★D0TB 13412-A | Serviced in assy. only-refer to group 13550 | 1 |
| 73/ | F100/350(99) - - w/rear bumper- "From Ser. R40,001" | D4TZ 13412-A | # D4TB 13412-AA | 1 |
| 77/ | F100/250(83) | D7TZ 13412-A | # D6TB 13412-AA | 1 |
| 13A415 SHIELD(REAR LAMP) | | | | |
| 77/ | F100/250(83) | D7TZ 13A415-A | | 2 |
| 13420 PAD (REAR LAMP MOUNTING) | | | | |
| 73/74 | E100/300 | C7UZ 13420-A | | 2 |
| 13433 BRACKET ASSY. (REAR LAMP TO FRAME) - Also refer to groups 13469-71 | | | | |
| 73/77 | F500(84) - - 176" W/B | FAA 13433-A | | 2 |
| 73/77 | P350/500,M450/500 | | | 2 |
| 73/77 | F500 (84) - - 176" W/B, P350/500 | 20466-S8 | (B-61)-bolt (bracket to R.H., or L.H. frame side member)-5/16"-18 x 1 1/2" | 2or4 |
| | | 34956-S7 | (X-82)-lockwasher-5/16" | 2or4 |
| | | 34392-S7 | (M-93)-nut-5/16"-18 | 2or4 |
| 13434-5 BODY ASSY. (REAR LAMP) | | | | |
| 73/74 | E100/300 | (RH) D4UZ 13434-A | (LH) D4UZ 13435-A | 1 |
| 77 | F100/250(83) "Before Ser. O60,000" | (RH) D7TZ 13434-A | (LH) D7TZ 13435-A | Incl. body side lens 1 |
| 77/ | F100/250(83)- "From Ser. O60,000" | (RH) D7TZ 13434-B | (LH) D7TZ 13435-B | Incl. body side lens 1 |
| 13A435 RELAY ASSY. (TRAILER LIGHTING) | | | | |
| 73/74 | E100/300 | C6AZ 13A435-A | # C6RA 13A435-A-use w/dealer installed trailer lamp plug and wiring kit | 3 |
| 13A441 WIRING ASSY. (LICENSE LAMP CONNECTOR) | | | | |
| 73/74 | E100/300 | C8UZ 13A441-B | # C8UB 13A441-A or C | 1 |
| 13450 LENS (REAR LAMP) | | | | |
| 73/74 | E100/300 | (RH) C7TZ 13450-E | (LH) C7TZ 13450-F | Rectangular 1 |
| 73/74 | F100/350(99)- "Before Ser. T00,001" | (RH) D3TZ 13450-C | (LH) D3TZ 13450-D | Rectangular-incl. attaching parts 1 |
| 74/ | F100/350 (99)- "From Ser. T00, 001" | | | Serviced only in assy.-refer to group 13404-5 |
| 73/77 | F100/350 (exc. 99) "Before Ser. O20,000" | (RH) D3TZ 13450-B | (LH) D3TZ 13450-B | Square-incl. attaching parts 1 |
| 73/77 | P350/500 | | | 1 |
| 77/ | F100/350(exc.83,99) - "From Ser. O20,000" | | | 1 |
| 73/77 | B-F500 | | | 1 |

**1973/79
TRUCK SERIES 100/500**

| YEAR | MODEL/RESTRICTIONS | PART NUMBER | DESCRIPTION | QTY. |
|--|--|--------------|--|------|
| 13450 LENS (REAR LAMP) — Cont'd | | | | |
| 77/ | F100/250(83)— "From Ser. 020,000" (RH) | D7TZ 13450-A | (LH) D7TZ 13450-A Incl. red lens for rear lamp and clear lens for backup lamp | 1 |
| 73/74 | F100/350(99) | 378374-S100 | (UU-81-E)—screw (lens to lamp body)— No. 8-18 x 1 1/8" | 4 |
| 73/ | F100/350 (exc. 99),P350/500 | 372856-S100 | (UU-79)—screw (lens and gasket to lamp body)— No. 8-32 x 3/4" | 4 |
| 73/77 | B-F500 | | | 4 |
| 13461 GASKET (REAR LAMP LENS) | | | | |
| 73/74 | E100/300 | C7TZ 13461-A | Rectangular | 2 |
| 73/74 | F100/350 (99)— "Before Ser.T00,001" | D3TZ 13461-A | Rectangular—Not Required— "From Ser.T00,001" | 2 |
| 73/77 | F100/350 (exc. 99), — "Before Ser. 020,000" | D3TZ 13461-B | Square type | 2 |
| 73/77 | P350/500 | | | 2 |
| 77/ | F100/350(exc.83,99)— "From Ser. 020,000" | | | 2 |
| 73/77 | B-F500 | | | 2 |
| 77/ | F100/250(83) "From Ser. 020,000" | D7TZ 13461-A | | 2 |

IDENTIFICATION CHART

| INDUSTRY NUMBER | CONTACT BASE | CANDLE POWER | PART NUMBER | INDUSTRY NUMBER | CONTACT BASE | CANDLE POWER | PART NUMBER |
|---------------------------------|-----------------|--------------|--------------|-----------------|--------------|--------------|--------------|
| 13465-6 BULB (MINIATURE) | | | | | | | |
| 37 | Miniature wedge | .5 | D4AZ 13466-A | 1156 | Single | 32 | C3DZ 13466-A |
| | | | | 1157 | Double | 32.3 | C8TZ 13466-A |
| 53 | Single | 1 | C4SZ 13466-C | 1157NA | Double | 32 | C9MY 13466-A |
| 89 | | 6 | B5AZ 13466-A | 1178 | Double | 4 | C5TZ 13466-A |
| 97 | Single | 4 | C3AZ 13466-G | 1445 | Single | 1 | B6A 13466-B |
| 105 | Single | 13 | D0AZ 13466-A | 1445H/D | Single | 1 | D8TZ 13466-A |
| 161 | Wedge | 1 | C3AZ 13466-D | 1815 | Single | 1.4 | D2TZ 13466-A |
| 168 | | 3 | C7SZ 13466-B | 1816 | Single | 2.6 | B8AZ 13466-A |
| 194 | Wedge | 2 | C2AZ 13466-C | 1891 | Single | 1.9 | B9SZ 13466-A |
| 561 | Double end | 12 | D1AZ 13466-A | 1892 | Wedge | 1.3 | B9MY 13466-A |
| 631 | Single | 6 | C3VY 13466-A | 1893 | Single | 1.9 | C1VY 13466-A |
| 912 | Single | 12 | D7TZ 13466-A | 1895 | Single | 2 | C3AZ 13466-B |
| 1076 | Double | 32 | C1TB 13465-A | H3 | Single | (55 watts) | D8TZ 13466-B |

MINIATURE BULB APPLICATION CHART

| FUNCTION | YEAR | INDUSTRY NO. | PART NUMBER | FUNCTION | YEAR | INDUSTRY NO. | PART NUMBER |
|--|-------|--------------|--------------|-----------------------------------|-------|--------------|--------------|
| 13466 BULB (MINIATURE) | | | | | | | |
| E100/350 (ECONOLINE) | | | | | | | |
| Ash receptacle | 73/ | 1815 | D2TZ 13466-A | Ignition switch illumination | 75/ | 1893 | C1VY 13466-A |
| Backup lamp | 73/ | 1156 | C3DZ 13466-A | Instrument cluster | | | |
| Brake warning lamp | 73/74 | 1895 | C3AZ 13466-B | -A/C control illumination | 75/ | 161 | C3AZ 13466-D |
| | 75/ | 194 | C2AZ 13466-C | -Brake-oil-alt. | 73/ | 194 | C2AZ 13466-C |
| Cargo lamp | 73/74 | 105 | D0AZ 13466-A | -Hi-beam | 73/ | 194 | C2AZ 13466-C |
| | 75/ | 561 | D1AZ 13466-A | -Turn indicator | 73/ | 194 | C2AZ 13466-C |
| Cigar lighter | 73/74 | 1445 | B6A 13466-B | -Panel illumination | 73/ | 194 | C2AZ 13466-C |
| Clock | 73/ | 194 | C2AZ 13466-C | - Seat belt warning | 77/ | 194 | C2AZ 13466-C |
| Dome lamp | 73/ | 561 | D1AZ 13466-A | -wiper/washer switch illumination | 75/ | 1893 | C1VY 13466-A |
| Engine compartment lamp | 73/ | 631 | C3VY 13466-A | License plate lamp | 73/74 | 97 | C3AZ 13466-G |
| Fog lamp | 78 | H3 | D8TZ 13466-B | | 75/ | 194 | C2AZ 13466-C |
| Headlight switch and wipe/wash switch illumination | 75/ | 1445 | B6A 13466-B | Marker lamps | | | |
| Headlight switch and ignition switch illumination | 75/ | 1893 | C1VY 13466-A | -Front side | 73/ | 194 | C2AZ 13466-C |
| Heater control illumination | 75/ | 161 | C3AZ 13466-D | -Rear side | 73/ | 194 | C2AZ 13466-C |

1973/79
TRUCK SERIES 100/500

MINIATURE BULB APPLICATION CHART

| FUNCTION | YEAR | INDUSTRY NO. | PART NUMBER | FUNCTION | YEAR | INDUSTRY NO. | PART NUMBER |
|---|-------|--------------|--------------|---|-------|--------------|--------------|
| 13466 BULB (MINIATURE) — Cont'd | | | | | | | |
| Parking lamp & turn-signal (front) | 73/74 | 1157-NA | C9MY 13466-A | License plate lamp | 73/ | 97 | C3AZ 13466-G |
| | 75/ | 1157 | C8TZ 13466-A | -w/o bumper | 73/74 | 1178 | C5TZ 13466-A |
| Radio | | | | -w/rear bumper | 75/ | 194 | C2AZ 13466-C |
| -AM dial illumination | 73/74 | 1891 | B9SZ 13466-A | Marker lamps | | | |
| AM or AM/FM/MPX-dial illumination | 75/ | 1893 | C1VY 13466-A | -Front side | 73/ | 194 | C2AZ 13466-C |
| -AM/FM/MPX stereo indicator light | 75/ | 1892 | B9MY 13466-A | -Rear side | 73/ | 194 | C2AZ 13466-C |
| AM/FM/MPX/Tape dial illumination & stereo indicator light | 75/ | 37 | D4AZ 13466-A | -Roof | 73/76 | 97 | C3AZ 13466-G |
| | | | | | 77/ | 168 | C7SZ 13466-B |
| Rear lamp | 73/ | 1157 | C8TZ 13466-A | Parking lamp & turn-signal (front) | 73/76 | 1157-NA | C9MY 13466-A |
| School-bus warning lamp switch | 73/76 | 53 | C4SZ 13466-C | "Before Ser. C50,000" | | | |
| Seat belt reminder | 73/ | 194 | C2AZ 13466-C | "From Ser. C50,000" | 76/ | 1157 | C8TZ 13466-A |
| Transmission selector dial | 73/ | 1445 H/D | D8TZ 13466-A | Pickup box cover lamp | 73/ | 105 | D0AZ 13466-A |
| F100/350 (MODEL 81,84) | | | | Radio | | | |
| Ash receptacle | 73/74 | 1815 | D2TZ 13466-A | -Dial illumination | 73/ | 1893 | C1VY 13466-A |
| | 75/ | 1892 | B9MY 13466-A | -AM/FM stereo indicator | 73/ | 1892 | B9MY 13466-A |
| Backup lamp | 73/ | 1156 | C3DZ 13466-A | Rear lamp | 73/ | 1157 | C8TZ 13466-A |
| Cargo area lamp | 73 | 1076 | C1TB 13465-A | Transmission selector dial | 73/ | 1445 H/D | D8TZ 13466-A |
| "Before Ser. Y60,001" | 74/77 | 1156 | C3DZ 13466-A | B500 (MODEL 84) | | | |
| "From Ser. Y60,001" | 77/ | 912 | D7TZ 13466-A | Anti-lock warning light | 75/77 | 1445 | B6A 13466-B |
| Clearance lamp 80,86 | 77/ | 1895 | C3AZ 13466-B | Backup lamp | 73/77 | 1156 | C3DZ 13466-A |
| Dome lamp | 73/ | 561 | D1AZ 13466-A | Brake | 77 | 1895 | C3AZ 13466-B |
| Engine compartment lamp | 73/74 | 631 | C3VY 13466-A | Clearance lamps-illum. | 73/77 | 1445 | B6A 13466-B |
| | 75/76 | 105 | D0AZ 13466-A | Clearance lamp | 77 | 97 | C3AZ 13466-G |
| | 77 | 89 | B5AZ 13466-A | Instrument cluster | | | |
| | 78 | 105 | D0AZ 13466-A | -Hi-beam | 73/77 | 1895 | C3AZ 13466-B |
| Fog lamp | 78 | H3 | D8TZ 13466-B | -Low vacuum warning | 75/76 | 1891 | B9SZ 13466-A |
| Glove compartment lamp | 73/ | 1891 | B9SZ 13466-A | -Odometer | 77 | 1895 | C3AZ 13466-B |
| Headlamp & wiper/washer switch lamp | 73/ | 1445 | B6A 13466-B | Tachometer illumination | 75/77 | 1895 | C3AZ 13466-B |
| Instrument cluster-(model 81) | | | | -Turn indicator | 73/77 | 1895 | C3AZ 13466-B |
| -A/C control illumination | 77/ | 161 | C3AZ 13466-D | -Panel illumination | 73/77 | 1895 | C3AZ 13466-B |
| -Brake-oil-alt. | 73/ | 194 | C2AZ 13466-C | Marker lamps | | | |
| -Heater control illumination | 75/ | 161 | C3AZ 13466-D | -Front side | 73/77 | 1895 | C3AZ 13466-B |
| -Hi-beam | 73/ | 194 | C2AZ 13466-C | Parking lamp (front) | 73/77 | 1816 | B8AZ 13466-A |
| -Fuel economy warning light | 75/76 | 194 | C2AZ 13466-C | Rear lamps | 73/77 | 1157 | C8TZ 13466-A |
| -Courtesy light | 75/76 | 631 | C3VY 13466-A | Turn signal (front) | 73/77 | 1156 | C3DZ 13466-A |
| | 77/ | 89 | B5AZ 13466-A | Vacuum or air | 77 | 1895 | C4SZ 13466-B |
| -Seat belt warning | 77/ | 194 | C2AZ 13466-C | Voltmeter lamp | 73/77 | 1895 | C3AZ 13466-B |
| -Turn indicator | 73/ | 194 | C2AZ 13466-C | F500 (MODEL 81, 84) | | | |
| -Panel illumination | 73/ | 194 | C2AZ 13466-C | Backup lamp | 73/77 | 1156 | C3DZ 13466-A |
| (model 84) | | | | Clearance light/wiper switch illumination | 75/76 | 1892 | B9MY 13466-A |
| -Hi-beam | 73/76 | 1895 | C3AZ 13466-B | Clearance lamp | 77 | 168 | C7SZ 13466-B |
| -Turn indicator | 73/76 | 1895 | C3AZ 13466-B | Dome lamp | 73/77 | 561 | D1AZ 13466-A |
| -Panel illumination | 73/76 | 1895 | C3AZ 13466-B | | | | |
| -Marker lamp switch | 73/76 | 1892 | B9MY 13466-A | | | | |

1973/79
TRUCK SERIES 100/500

SECTION 130 11

MINIATURE BULB APPLICATION CHART

| FUNCTION | YEAR | INDUSTRY NO. | PART NUMBER | FUNCTION | YEAR | INDUSTRY NO. | PART NUMBER |
|---|--|--------------|--------------------|---|-------|--------------|--------------|
| 13466 BULB (MINIATURE) — Cont'd | | | | | | | |
| Instrument cluster | | | | Radio | | | |
| –Brake | 77 | 1445 | B6A 13466-B | –Dial illumination | 73/74 | 1891 | B9SZ 13466-A |
| –Heater control | 77 | 1895 | C3AZ 13466-B | | 75/76 | 1895 | C3AZ 13466-B |
| –Hi-beam | 73/77 | 1895 | C3AZ 13466-B | | 77 | 1893 | C1VY 13466-A |
| –Turn indicator | 73/77 | 1895 | C3AZ 13466-B | Rear lamps | 73/77 | 1157 | C8TZ 13466-A |
| –Odometer | 77 | 1895 | C3AZ 13466-B | Turn signal (front) | 73/77 | 1156 | C3DZ 13466-A |
| –Panel illumination | 73/77 | 1895 | C3AZ 13466-B | Wipe/wash switch | 77 | 1892 | B9MY 13466-A |
| –Tachometer | 73/77 | 1895 | C3AZ 13466-B | P350/500 (PARCEL DELIVERY) & M450/500 (MOTOR HOME) | | | |
| –Vacuum or air | 73/77 | 1895 | C3AZ 13466-B | Backup lamp | 73/77 | 1156 | C3DZ 13466-A |
| Marker lamp switch (model 84) | 73/77 | 1892 | B9MY 13466-A | Instrument cluster | | | |
| Marker lamp & wiper switch (model 81) | 73 | 1815 | D2TZ 13466-A | –Hi-beam | 73/77 | 1895 | C3AZ 13466-B |
| Marker lamps | | | | –Turn indicator | 73/77 | 1895 | C3AZ 13466-B |
| –Front side | 73/77 | 1895 | C3AZ 13466-B | –Panel illumination | 73/77 | 1895 | C3AZ 13466-B |
| –Roof | 73/77 | 97 | C3AZ 13466-G | Parking lamp & turn signal (front) — exc. Calif. | 73/74 | 1157 | C8TZ 13466-A |
| Parking lamp (front) | 73/77 | 1816 | B8AZ 13466-A | | 75/77 | 1157NA | C9MY 13466-A |
| | | | | Rear lamps | 73/77 | 1157 | C8TZ 13466-A |
| | | | | Turn signal (front) — Calif. | 73/74 | 1156 | C3DZ 13466-A |
| YEAR | MODEL/RESTRICTIONS | | PART NUMBER | DESCRIPTION | | | QTY. |
| 13469-71 BRACKET (REAR LAMP) — Also refer to group 13433 | | | | | | | |
| 73/77 | F100/250(83) — w/o rear bumper— "Before Ser. 020,000" | | (RH) B5C 13470-A | (LH) B5C 13470-A | | | 1 |
| 73/77 | F100/250 (83) — w/rear bumper— "Before Ser. 020,000" | | (RH) C3TZ 13469-C | (LH) C3TZ 13471-C | | | 1 |
| 77/ | F100/250(83)— "From Ser. 020,000" | | (RH) D7TZ 13470-A | (LH) D7TZ 13471-A | | | 1 |
| 73/74 | F100/350 (81, 84, 85) | | (RH) D3TZ 13469-A | (LH) D3TZ 13471-A | | | 1 |
| 73/74 | F350 (80, 86) | | | | | | 1 |
| 75/ | F100/350 (Reg. cab, Super cab) | | | | | | 1 |
| 73/77 | F500 (81) — w/outboard mtd. lamps (on frame) | | (RH) D0HZ 13469-A | (LH) D0HZ 13469-A | | | 1 |
| 73/77 | F500 (84) — 134" and 158" W/B w/outboard mtd. lamps (on frame) | | | | | | 1 |
| 73/77 | B500 — w/outboard mtd. lamps (on frame) | | | | | | 1 |
| 73/77 | F500 (81) — w/inboard mtd. lamps (on frame) | | (RH) D0TZ 13470-A | (LH) D0TZ 13471-A | | | 1 |
| 73/77 | F500 (84) — 134" and 158" W/B with inboard mtd. lamps (on frame) | | | | | | 1 |
| 73/77 | B500 — w/inboard mtd. lamps (on frame) | | | | | | 1 |
| 73/ | F100/350 | | 20344-S8 | (B-42)—bolt (rear lamp bracket to body side panel)— 1/4"—20 x 3/4" | | | 1or2 |
| | | | 33797-S7 | (M-50)—nut-5/16"—18 | | | AR |
| | | | 33795-S7 | (M-49)—nut-1/4"—20 | | | AR |
| | | | 34805-S8 | (X-62)—lockwasher-1/4" | | | AR |
| | | | 43263-S8 | (U-3)—screw and washer (bracket to body side panel)—1/4"—20 x 5/8" | | | 1or2 |
| 13480 SWITCH ASSY. (STOP LIGHT) | | | | | | | |
| 75/76 | E100/350— "Before Ser. C25,000" | | D5UZ 13480-A | *SW-1255-# D5UB 13480-AA,BA | | | 1 |
| 76/ | E100 — w/o power brakes— "From Ser. C25,000" | | C9AZ 13480-D | *SW-861-# D2AB 13480-AA,BA | | | 1 |
| 76/ | E100 — w/power brakes— "From Ser. C25,000" | | D6UZ 13480-A | *SW-1368-# D6UB 13480-AA | | | 1 |
| 76/ | E150/350— "From Ser. C25,000" | | | | | | 1 |

1973/79
TRUCK SERIES 100/500

| YEAR | MODEL/RESTRICTIONS | PART NUMBER | DESCRIPTION | QTY. | |
|---|--|--------------------|---|----------|---|
| 13480 SWITCH ASSY. (STOP LIGHT) — Cont'd | | | | | |
| 73/74 | F100/350 | D2TZ 13480-B | *SW-691-A- # D3TB 13480-AA, D2TB 13480-BA, | 1 | |
| 73/74 | E100/300 | | D7TB 13480-AA,BA-threaded barrel- | 1 | |
| 73/77 | B-F500 | | on brake pedal arm | 1 | |
| 75/77 | F100 | | | 1 | |
| 75/77 | F150/350 -- 6 cyl. & 8 cyl. 360, 390 | | | 1 | |
| 75/77 | F150/350 -- 8 cyl. 460-w/o speed control | | | 1 | |
| 78 | F100/350 -- with or w/o speed control "Before Ser. CG0,001" | | Use with C8TZ 13A629-A ret. | 1 | |
| 78/ | F100/350 -- with or w/o speed control "From Ser. CG0,001" | D8TZ 13480-A | *SW-1511- # D8TB 13480-A1A-threaded barrel-use with D8TZ 13A629-A ret. -on brake pedal arm | 1 | |
| 75/77 | F150/350 -- 8 cyl. 460-w/speed control | D5TZ 13480-A | *SW-1258- # D5TB 13480-AA-with spring 9/16" hole visible-on brake pedal pin | 1 | |
| 78 | F100/350 -- w/speed control "Before Ser. CG0,001" | | | 1 | |
| 78/ | F100/350 -- w/speed control "From Ser. CG0,001" | D8TZ 13480-B | *SW-1512- # D8TB 13480-BA-with spring & 9/16" hole visible-on brake pedal pin | 1 | |
| 73/76 | M450/500 | D3HZ 13480-A | *SW-1227 -- # D3HS 13480-AA | 1 | |
| 73/76 | P350/400 | D1TZ 13480-A | *SW-1027- # D2TB 13480-AA | 1 | |
| 73/77 | P500 | C1AZ 13480-A | *SW-24 | 1 | |
| 73/ | F100/350 | 379962-S | (GG-257)-clip (wire to switch) | AR | |
| 13482 RELAY ASSY. (STOP LAMP) | | | | | |
| 73/77 | P500 | C8TZ 13482-A | # C8TB 13A410-B | 1 | |
| | | 31497-S8 | (U-254)-screw (relay to L.H. front fender apron)- No. 14-14 x 1/2" | 2 | |
| 13489 DOOR (REAR LAMP) | | | | | |
| 73/74 | E100/300 | (RH) C8UZ 13489-A | (LH) C8UZ 13489-B | Aluminum | 1 |
| 13A495 SEAL (REAR LAMP) | | | | | |
| 75/ | E100/350 | (RH) D5UZ 13A495-A | (LH) D5UZ 13A495-B | | 1 |
| 13A506 RETAINER (REAR LAMP WIRE) | | | | | |
| 73/74 | E100/300 | C7AZ 13A506-B | Use on front parking lamp wiring-1 7/16" long curved plate with (2) 1/8" holes & 7/16" long prongs | AR | |
| 73/77 | F100/350 | | | AR | |
| 73/77 | B-F500 (84) | | | AR | |
| 73/77 | P350/500 | | | AR | |
| 78 | E100/150 | | For 18812 cable | AR | |
| 73/ | F100/350 | C8TZ 13A506-A | Use to retain 14405 wire loom-1 7/16" long curved plate with (2) 1/8" holes & 9/16" prongs | | |
| 78 | F100 | | For engine block htr. wire (6B018) | AR | |
| 76/ | E100/350 | D6UZ 13A506-A | # Black-T-shaped-1 7/16" long-(2) 1/8" holes & (1) slot | AR | |
| 13550 LAMP ASSY. (REAR LICENSE) | | | | | |
| 73/74 | E100/300 | C8UZ 13550-A | | 1 | |
| 75/ | E100/350 (82,89) | D4ZZ 13550-A | | 1 | |
| 73/ | F100/350(99) -- w/o rear bumper | D6TZ 13550-A | Floor mounted lamp | 1 | |
| 73 | F100/350(99) -- w/rear bumper- "Before Ser. R40,001" | D0TZ 13550-A | Rear bumper mounted lamp-incl. attaching parts | 2 | |
| 73/ | F100/350 (99) -- w/rear bumper- "From Ser. R40,001" | D3TZ 13550-A | Rear bumper mounted lamp-incl. attaching parts (dealer-installed step bumper kit incl. unique lights) | 2 | |
| 77/ | F100/250(83) | D7AZ 13550-A | | 1 | |
| 73/ | E100/300 | 353538-S | (DD-4)-cap (stud protector)-polyethylene-5/32" I.D. x 1/2" O.D. x 5/8" long | 2 | |
| 73/ | F100/350(99) -- w/rear bumper | 356642-S36 | (MM-126-E)-nut (lamp assy. to rear bumper)-hex.-1 1/4"-18 | 2 | |
| 13564 LENS (REAR LICENSE PLATE LAMP) | | | | | |
| 73/74 | E100/300 | C8UZ 13564-A | | 1 | |
| 73/ | F100/350(99) -- w/o rear bumper | C4AZ 13564-A | Floor mounted lamp | 1 | |

1973/79
TRUCK SERIES 100/500

SECTION 130 13

| YEAR | MODEL/RESTRICTIONS | PART NUMBER | DESCRIPTION | QTY. |
|---|--|--------------------------|---|------|
| 13564 LENS (REAR LICENSE PLATE LAMP) — Cont'd | | | | |
| 73 | F100/350(99) — w/rear bumper— "Before Ser. R40,001" | D0TZ 13564-A | Rear bumper mounted lamp—incl. attaching parts | 2 |
| 73/ | F100/350(99) — w/rear bumper— "From Ser. R40,001" | D3AZ 13564-A | Rear bumper mounted lamp | 2 |
| 73/77 | F100/350 (exc. 99), — "Before Ser. 020,000" | C7TZ 13564-A | Use w/square type rear lamp | 1 |
| 73/77 | P350/500 | | | 1 |
| 77/ | F100/350(exc. 83,99)— "From Ser. 020,000" | | | 1 |
| 73/77 | B-F500 | | | 1 |
| 73/ | All | 52336-S13 | (U-288)—screw (lens and gasket to lamp body)— No. 6-18 x 3/8" | 2 |
| 73/ | F100/350(99) — w/rear bumper | 356642-S36 | (MM-126-E)—nut (lens to rear bumper)—hex.— 1 1/4"-18 | 2 |
| 13566 DOOR (REAR LICENSE PLATE LAMP) | | | | |
| 73/74 | E100/300 | C8UZ 13566-A | | 1 |
| 73/76 | F100/350 — w/o rear bumper— "Before Ser. B00,000" | C7TZ 13566-B | Floor mounted lamp | 1 |
| 76 | F100/350(99) — w/o rear bumper— "From Ser. B00,000" | D6TZ 13566-A | | 1 |
| 73/77 | F100/350 (exc. 99), — "Before Ser. 020,000" | C7TZ 13566-A | Use w/square type rear lamp | 1 |
| 73/77 | P350/500 | | | 1 |
| 77/ | F100/350(exc. 83,99)— "From Ser. 020,000" | | | 1 |
| 73/77 | B-F500 | | | 1 |
| 13568 GASKET (REAR LICENSE PLATE LAMP) | | | | |
| 73/74 | E100/300 | C8UZ 13568-A | | 2 |
| 75/ | E100/350 (82,89) | D4ZZ 13568-A | | 1 |
| 73/ | F100/350(99) — w/o rear bumper | C7AZ 13568-A | Floor mounted lamp | 1 |
| 73/ | F100/350(99) — w/rear bumper | D3AZ 13568-A | | 2 |
| 73/77 | F100/350 (exc. 99) "Before Ser. 020,000" | C7TZ 13568-A | Use w/square type rear lamp | 1 |
| 73/77 | P350/500 | | | 1 |
| 77/ | F100/350(exc.83,99)— "From Ser. 020,000" | | | 1 |
| 73/77 | B-F500 | | | 1 |
| 13A576 WIRING ASSY. (CAMPER TRAILER LAMP FEED) | | | | |
| 73/74 | E100/300 | C6AZ 13A576-A | # C6RA 13A576-A—use w/Dealer installed wiring kit | 1 |
| 73/ | F100/350(99) — w/pickup box cover | D3TZ 13A576-A | # D3TB 13A576-AA, D4TB 13A576-AA—interior lamp in box cover feed—also serviced in (13A576) kit | 1 |
| 73/76 | F100/350 — w/trailer towing pkg. "Before Ser. C25,000" | D3TZ 13A576-B | # D3TB 13A576-BB | 1 |
| 75/76 | E100/350 — w/trailer towing pkg. "Before Ser. C25,000" | | | 1 |
| 76/ | E-F100/350 — w/trailer towing pkg.— "From Ser. C25,000" | D7TZ 13A576-B | # D6TB 13A576-AA, D7TB 13A576-AA | 1 |
| 73 | F250/350 — Camper Special | ★ C8TZ 13A576-B | # C8TB 19A527-B or C—stored in glove box— | 1 |
| 73 | F350 — Super Camper— "Before Ser. R40,001" | r/b D8TZ 13A576-A(10/79) | camper feed wire | 1 |
| 77 | F250 — 4/W/D — Camper Special | | | 1 |
| 73/76 | F350 — Super Camper "From Ser. R40,001" | D3TZ 13A576-C | # D3TB 19A527-AA—stored in glove box—camper feed wire—also serviced in (13A576) kit | 1 |
| 74/76 | F250/350 — Camper Special | | Stored in glove box—camper feed wire | 1 |
| 77 | F250 — 2/W/D—Camper Special | | Stored in glove box—camper feed wire | 1 |
| 77 | F350(reg. cab, super cab) — Camper Special | | Stored in glove box—camper feed wire | 1 |

1973/79
TRUCK SERIES 100/500

| YEAR | MODEL/RESTRICTIONS | PART NUMBER | DESCRIPTION | QTY. |
|--|--|----------------------------|---|------|
| 13A576 WIRING ASSY. (CAMPER TRAILER LAMP FEED) — Cont'd | | | | |
| 78/ | F250/350 -- Camper Special | D8TZ 13A576-A | # D7TB 19A527-AA—stored in glove box—camper feed wire | 1 |
| 73/74 | F350 -- Super Camper-- "From Ser. R40,001 to Ser. U40,001" | D3TZ 13A576-D | # D3TB 19A527-BA—located in engine compt. — also serviced in (13A576) kit | 1 |
| 74/76 | F350 -- Super Camper-- "From Ser. U40,001" | D4TZ 13A576-B | # D4TB 19A527-AA—located in engine compt. — also serviced in (13A576) kit | 1 |
| 74/77 | F250/350 -- Camper Special | | | 1 |
| 77/ | F350(crew cab) -- Camper Special | D7TZ 13A576-A | # D7TS 19A527-AA—stored in glove box — camper feed wire | 1 |
| 13A576 CAMPER WIRING KIT | | | | |
| 73/74 | F350(99)—super camper-- "Before Ser. U40,001" | D3TZ 13A576-E | | 1 |
| Consists of | | | | |
| | 1-D3TZ 13A576-C Wire Assy. | 2-C4TB 14A163-A Retainer | 1-Instruction sheet | |
| | 1-D3TZ 13A576-D Wire Assy. | | | |
| 74/ | F350(99) -- Super Camper-- "From Ser. U40,001" | D4TZ 13A576-C | | 1 |
| 74/ | F250/350 -- Camper Special | | | 1 |
| Consists of | | | | |
| | 1-D3TZ 13A576-C Wire Assy. | 4-95873-S Strap | 1-Instruction sheet | |
| | 1-D4TZ 13A576-B Wire Assy. | 2-C4TB 14A163-A Retainer | | |
| 13A576 UTILITY LAMP WIRING - KIT | | | | |
| 74/ | F100/350(99) -- w/pickup box cover | D4TZ 13A576-A | Used for interior lamp in box cover | 1 |
| Consists of | | | | |
| | 1-D3TZ 13A576-A Wire Assy. | 1-40927-S36 Screw- # 10-24 | 1-Instruction sheet | |
| | 5-C3SZ 14A163-B Retainer | 2-95873-S Strap | | |
| 13A629 RETAINER (STOP LAMP SWITCH) | | | | |
| 73/78 | F100/350 "Before Ser. CC0,001" | C8TZ 13A629-A | Use with D2TZ 13480-B switch | 1 |
| 73/74 | E100/300 | | | 1 |
| 73/77 | B-F500 | | | 1 |
| 78 | F100/350 "From Ser. CC0,001" | D8TZ 13A629-A | Use with D8TZ 13480-A switch | 1 |
| 13A639 SPACER (REAR LAMP) | | | | |
| 75/ | E100/350 | D5UZ 13A639-A | | 4 |
| 13655 BRACKET (HEADLAMP DIMMER CONTROL) | | | | |
| 75/ | E100/350 | D5UZ 13655-A | | 1 |
| 13A705 WIRING ASSY. (INDICATOR LAMP) | | | | |
| 74/76 | F100/250 -- 4/W/D and C6 full time trans. | D5TZ 13A705-A | # D4TB 13A705-AA,D5TB 13A705-AA,AB | 1 |
| 77/ | F100/350 —4/W/D and C6 full time trans. | D7TZ 13A705-A | # D7TB 13A705-AA,AB,AC, D8TB 13A705-AA | 1 |
| 13A709 WIRING ASSY. (INTERIOR LAMP) | | | | |
| 73/74 | E100/300(82,89) | D3UZ 13A719-A | # D1UB 13A719-AB,D3UB 13A719-AB—Use w/dome or cargo lamp | 2 |
| 73/74 | E100/300 | C8UZ 13A709-A | # C8UB 13A709-D—courtesy lamp—front door | 1 |
| 73/74 | E100/300 | C8UZ 13A709-D | # C8UB 13A724-B—courtesy lamp—front door—extension wire | 2 |
| 73/74 | E100/300 | C8UZ 13A709-B | # C9UB 13A709-A, B—courtesy lamp—cargo door and rear door | 1 |
| 73 | E100/300 | C8UZ 13A709-C | # C8UB 13A724-A—courtesy lamp—cargo door and rear door—extension wire | 2 |
| 73/74 | E200/300 (82, 89E, F) -- w/School Bus warning lamps | D0UZ 13A709-A | # D0UB 13A709-A—warning stop lamps—front door | 1 |
| 73/74 | E200/300 (82, 89E, F) -- w/School Bus warning lamps | C9UZ 13A709-C | # C9UB 13A709-E—warning stop lamps—cargo doors and rear door | 1 |

1973/79
TRUCK SERIES 100/500

SECTION 130 15

| YEAR | MODEL/RESTRICTIONS | PART NUMBER | DESCRIPTION | QTY. |
|---|--|--|---|------|
| 13A709 WIRING ASSY. (INTERIOR LAMP) — Cont'd | | | | |
| 75/ | E100/350 -- exc. w/School Bus warning lamps | D5UZ 13A709-C | # D5UB 13A709-CA—to courtesy lamp switch—R.H. and L.H.—front doors | 1 |
| 75/77 | E100/150 (82,89) -- 124" W/B—exc. w/School Bus warning lamps | D5UZ 13A709-A | # D5UB 13A709-AA,AB—to courtesy lamp switch side and rear doors | 1 |
| 75/ | E100/350 (82,89) -- 138" W/B—exc. w/School Bus warning lamps or Super Van/Wagon | ★ D5UZ 13A709-B r/bD8UZ 13A709-A(10/79) | # D5UB 13A709-BA,BB,BC—to courtesy lamp switch side and rear doors | 1 |
| 78/ | E100/350 (82,89) -- 124" w/b | | To courtesy lp switch—side & rear doors | 1 |
| 78/ | E100/350 -- Super Van/Wagon | D8UZ 13A709-A | # D7UB 13A709-AA – to courtesy lamp switch—side and rear doors—tape off extra wire as necessary | 1 |
| 79 | E100/350(82) -- 124,138" WB—Leisure Van— "Before Ser. EE0,001" | D9UZ 13A709-B | # D9UB 14334-BA-(3) take offs for dome/map lamps | 1 |
| 79 | E100/350 -- (82)—Leisure Van—124",138" W/B -- "From Ser. EE0,001" | D9UZ 13A709-C | # D9UB 14334-BC-(3) take offs for dome/map lamps | 1 |
| 79 | E100/350 -- (82)—Leisure Van—138" W/B | D9UZ 13A709-D | # D9UB 14334-CA—must be used in conjunction with D9UZ 13A709-C | 1 |
| 79 | E100/350 -- (82)—124",138" W/B—w/power door lock | D9UZ 13A709-E | # D9UB 14334-DA | 1 |
| 79 | E100/350 -- (82)—124",138" W/B—w/power door lock & courtesy light located under instrument panel | D9UZ 13A709-F | # D9UB 13A709-AA | 1 |
| 75/ | E100/350 -- without A/C | D5UZ 13A719-A | # D5UB 13B743-AA— wiper control illumination—1 socket | 1 |
| 75/ | E100/350 -- A/C | D5UZ 13A719-B | # D5UB 13B743-BA,BB—headlamp—2 sockets | 1 |
| 75/ | E100/350 -- without A/C | D5UZ 13A719-C | # D5UB 13B743-CA—wiper control illumination | 1 |
| 75/77 | E150/250 (82C) | D5UZ 13A709-D | # D5UB 13A709-DA,DB,DC—to cargo lamp switch | 1 |
| 75/76 | E150/250 (82,89E,F) -- w/School Bus warning lamps | D5UZ 13A709-E | # D5UB 13A709-EB,EC—to courtesy lamp switch—R.H. and L.H.—front doors | 1 |
| 75/76 | E150/250 (82,89E,F) -- w/School Bus warning lamps | D5UZ 13A709-G | # D5UB 13A709-FB,FC,FD—to courtesy lamp switch side and rear doors | 1 |
| 75/77 | E100/350 (82A,89) -- without headliner "Before Ser. 080,001" | D5UZ 13A709-F | # D5UB 14334-BA,BB,BC—cargo lamp feed wire | 1 |
| 77/ | E100/350(82A,89) -- w/o headliner— "From Ser. 080,001" | D7UZ 13A709-D | # D7UB 14334-BA—cargo lamp feed wire | 1 |
| 75/77 | E100/350 "Before Ser. 080,001" | D5UZ 13A709-H | # D5UB 14334-AA,AB—dome lamp feed wire used for cargo lamp feed wire | 1 |
| 75/77 | E100/350 (82A,89) -- w/headliner "Before Ser. 080,001" | | | 1 |
| 77/ | E100/350 "From Ser. 080,001" | D7UZ 13A709-C | # D7UB 14334-AA—dome lamp feed wire | 1 |
| 77/ | E100/350(82A,89) -- w/head liner— "From Ser. 080,001" | | Used for cargo lamp feed wire | 1 |
| 73/77 | F100/350 (regular cab) -- w/cargo area lamp | D3TZ 13A709-C | # D3TB 14334-BC, BD,BE, D5TB 14334-CA—cargo lamp & dome lamp feed wire | 1 |
| 73/77 | F100/350 (reg. cab) -- w/o cargo area lamp – | D3TZ 13A719-C | # D3TB 14334- AC,AD,AE, D5TB 14334-BA—dome lamp feed wire | 1 |
| 73/77 | F500 | | | 1 |
| 73/74 | F250/350(Crew Cab) -- w/cargo area lamp | D3TZ 13A709-D | # D3TS 14334-BB—cargo & dome lamp feed wire | 1 |
| 75/77 | F250/350 – (Crew Cab) -- w/cargo area lamp | D5TZ 13A709-D | # D5TS 14334-BA—cargo & dome lamp feed wire | 1 |
| 78/ | F250/350 (Crew Cab) -- w/cargo area lamp | D8TZ 13A709-C | # D8TS 14334-BA—cargo & dome lamp feed wire | 1 |
| 73/74 | F250/350(Crew Cab) -- w/o cargo area lamp | D3TZ 13A709-E | # D3TS 14334-AC—dome lamp feed wire | 1 |
| 75/ | F250/350 (Crew Cab) -- w/o cargo area lamp | D5TZ 13A709-C | # D5TS 14334-AA, D8TS 14334-AA—dome lamp feed wire | 1 |
| 73/ | F100/350(99) -- w/pickup box cover | D4TZ 13A709-C | # D3TB 14334-CA, CB, # D4TB 14334-CA—interior lamp in box cover | 1 |
| 74/ | F100/350 (Reg. cab, Super cab) | D4TZ 13A709-D | # D4TB 14334-DA, DB—instrument lamp feed | 1 |

OCTOBER, 1979

COPYRIGHT © 1979--

FORD MOTOR
COMPANY

—DEARBORN, MICHIGAN

NEW ISSUE

1973/79
TRUCK SERIES 100/500

| YEAR | MODEL/RESTRICTIONS | PART NUMBER | DESCRIPTION | QTY. |
|--|---|---------------|--|------|
| 13A709 WIRING ASSY. (INTERIOR LAMP) — Cont'd | | | | |
| 74/77 | F100/350 (Super Cab) -- w/o cargo area lamp | D4TZ 13A719-A | # D4TB 14334-AA, D5TB 14334-EA-dome lamp feed wire | 1 |
| 74/77 | F100/350 (Super Cab) -- w/ cargo area lamp | D4TZ 13A719-B | # D4TB 14334-BA, D5TB 14334-DA-cargo lamp and dome lamp feed wire | 1 |
| 77/ | F100/350(Reg. cab, Super cab) | D7TZ 13A709-A | # D7TB 14334-AA- courtesy lamp | 1 |
| 78/ | F100/350 (Super Cab) -- w/o cargo area lamp | D8TZ 13A709-D | # D8TB 14334-CA-dome lamp feed wire | 1 |
| 78/ | F100/350 (Super Cab) -- w/cargo area lamp | D8TZ 13A709-E | # D8TB 14334-DA-dome lamp and cargo lamp feed wire | 1 |
| 78/ | F100/350 (Regular Cab) -- w/o cargo area lamp | D8TZ 13A709-F | # D8TB 14334-EA-dome lamp feed wire | 1 |
| 78/ | F100/350 (Regular Cab) -- w/cargo area lamp | D8TZ 13A709-G | # D8TB 14334-FA-dome lamp and cargo lamp feed wire | 1 |
| 73/ | E100/300 | 379203-S2 | (UU-81-M)-screw (wiring to instrument panel)-pan head-No. 8-18 x 1/2" | AR |
| 73/ | E100/300 | 381954-S100 | (GG-299)-clip (wiring to instrument panel) | AR |
| 73/ | E100/300 | 383313-S | (YY-6)-strap-adjustable (wiring to 14401 wire loom)-nylon | AR |
| 73/76 | E200/300(82,89E,F) -- w/School Bus warning lamps | | | 2 |
| 73/76 | E200/300(82,89E,F) -- w/School Bus warning lamps | 372302-S100 | (GG-264)-clip (wire to roof reinforcement) | 8 |
| 73/ | F100/350 -- w/courtesy lamp and exterior cargo lamp | 382192-S | (KK-77)-grommet (route wire assy. thru existing holes in R.H. and L.H. cowl side panels)-1 7/8" dia. | 2 |
| 13711 SOCKET ASSY. (INSTRUMENT PANEL LAMP) | | | | |
| 73/ | E100/350 | C80Z 13711-A | Also use for A/T selector dial | AR |
| 73/ | F100/350(81) | | | AR |
| 73/76 | M450/500 | | | AR |
| 73/77 | F350(84), P350/500 | C7AZ 13711-A | | AR |
| 73/77 | B-F500 | | | AR |
| 78/ | F100/350 -- Custom Super Cab | | | 1 |
| 13713 SWITCH ASSY. (COURTESY LAMP) | | | | |
| 73/74 | E100/350 | C80Z 13713-A | *SW-659-use on front doors, cargo door and rear door | 4 |
| 73/74 | E200/300(82,89E-F)-w/school bus warning lamps | C7SZ 13713-C | *SW-618-warning stop lamp switch-use on front doors, cargo door and rear door | 4 |
| 73/ | F100/500(81) | D3TZ 13713-A | *SW-1161 | 2 |
| 75/ | E100/350 | | | AR |
| 77/ | E100/350 -- w/sliding door | D7UZ 13713-A | *SW-1445 | 1 |
| 13A718 WIRE ASSY. (INTERIOR LAMP JUMPER) | | | | |
| 76/78 | All | D6AZ 13A718-A | # D6AB 14318-AA-4" long | 1 |
| 13A719 SOCKET and WIRING ASSY. (INTERIOR LAMP) -- Refer to group 13A709 | | | | |
| 13A726 WIRE and SOCKET ASSY. (ASH RECEPTACLE LAMP) | | | | |
| 73/ | F100/350 | D3TZ 13A726-A | | 1 |
| 13B756 BRACKET (LAMP SWITCH) | | | | |
| 73/74 | E200/300 (82,89E,F) -- w/School Bus warning lamps | D0UZ 13B756-A | Use w/warning stop lamps | 1 |
| 13A759 BOOT (COURTESY LAMP SWITCH) | | | | |
| 73/74 | E100/300 -- w/courtesy lamp | C2VY 13A759-A | Use on front door switches | 2 |
| 73/76 | E150/300(82,89E,F) -- w/School Bus warning lamps | | Use on front door switches-w/warning stop lamps | 2 |
| 13763 BRACKET (INTERIOR LAMP MOUNTING) | | | | |
| 73/74 | E100/300(82,89) | D3UZ 13763-A | Use w/dome or cargo lamp | 1or2 |
| 75/ | E100/350 -- w/headlining (soft) | D5UZ 13763-A | Use with cargo lamp or dome lamp (w/o switch on lamp) | 1or2 |
| 13776 LAMP ASSY. (COURTESY) | | | | |
| 74/76 | F100/350 (Reg. Cab, Super Cab) | D1ZZ 13776-A | Located at R.H. and L.H. side of instrument panel | 2 |
| 77/ | F100/350 | D70Z 13776-A | Instrument panel lamps | 2 |
| 79 | E100/350 -- Leisure Van | D9AZ 13776-B | Dome/map lamp -- incl. map lamp switches | 2or3 |
| 13783 LENS (DOME LAMP) | | | | |
| 73/ | E100/350(82,89)-exc. Leisure Van | D1AZ 13783-A | No mounting holes-use w/dome or cargo lamp-(w/o switch on lamp) | 1or2 |
| 73/ | F100/500(81) | | Use with dome lamp | 1 |

1973/79
TRUCK SERIES 100/500

| YEAR | MODEL/RESTRICTIONS | PART NUMBER | DESCRIPTION | QTY. | | |
|--|--|------------------------------|--|----------------|-----------------------|-------------------|
| 13783 LENS (DOME LAMP) — Cont'd | | | | | | |
| 73/75/79 | F100/350(99) -- w/pickup box cover E100/350-exc. Leisure Van E100/350 -- Leisure Van | C5AZ 13783-E D2LY 13783-D | (2) mounting holes & (1) switch hole-interior lamp in box cover Use with dome or cargo lamp (with switch-on lamp) Use with dome/map lamp | 1 1 2or3 | | |
| 13786 BODY and SOCKET ASSY. (INTERIOR LAMP) | | | | | | |
| 73/75/77 | F100/350(99) -- w/pickup box cover E100/350-exc. Leisure Van | D3TZ 13786-A D5UZ 13786-A | #D3TB 13786-AA-interior lamp in box cover - incl. switch #D5UB 13786-AA-Use with dome or cargo lamp (with switch on lamp)-incl. switch & bulb (105) | 1 1 | | |
| 13A786 ACTUATOR (COURTESY LAMP SWITCH) | | | | | | |
| 73/74 | E100/300 | C8UZ 13A786-A | Use on front door switches-courtesy lamps | 2 | | |
| 73/74 | E200/300(82,89E-F) -- w/School Bus warning lamps | | Warning stop lamps-use on front door switches | 2 | | |
| 75/75/76 | E100/350 E150/250 (82,89E,F) -- w/School Bus warning lamps | D5UZ 13A786-B | #D5UB 13A786-BA-Use on front door switches Use w/warning stop lamps | 2 2 | | |
| 73/74 | E100/300 | 52554-S8 | (U-230)-screw (actuator to inside door panel)- | 4 | | |
| 73/74 | E200/300(82,89E-F) -- w/School Bus warning lamps | | No. 8-15 x 5/8" | 4 | | |
| 13788 BODY (INTERIOR LAMP) | | | | | | |
| 73/73/76 | F100/500(81) E100/350 "Before Ser. B75,000" | D1AZ 13788-A | Use w/dome lamp Use w/dome or cargo lamp (w/o switch on lamp) | 1 1or2 | | |
| 76/76/ | E100/350 -- w/head lining (soft) "From Ser. B75,000" | | Use w/dome or cargo lamp (w/o switch on lamp) | 1or2 | | |
| 76/ | E100/350 -- w/roof trim panels-exc. Leisure Van "From Ser. B75,000" | D6UZ 13788-A | Use w/dome or cargo lamp (w/o switch on lamp) | 1or2 | | |
| 13790 PAD (UTILITY LAMP MOUNTING) | | | | | | |
| 73/77 | F100/350 -- w/cargo area lamp | D3TZ 13790-A | Cargo lamp-for 1978, use 15550 assy. | 1 | | |
| 13800 HORN KIT | | | | | | |
| 73/76/77/77/ | All -- exc. in New York City in 1974 All -- 8 cyl. B-E-P100/500 -- 6 cyl. | D3AZ 13800-A | "Air"-dual horns-painted body cover | 1 1 1 | | |
| Consists of | | | | | | |
| 1-D3AJ | 2A965-A | Insulator | 1-D6AJ 13930-A | Tube | 5-34790-S36 | Washer |
| 1-D0AZ | 5A694-A | Bracket | 1-D6AJ 13932-AA | Pad | 2-44724-S36 | Washer |
| 1-D3AJ | 5A739-A | Sleeve | 2-D3AJ 14462-A | Terminal | 2-55736-S8 | Nut |
| 1-D3AJ | 9A445-AA | Hose | 1-D3AJ 14463-AA | Terminal | 1-359922-S100 | Washer |
| 1-C5AZ | 13801-B | Compressor | 1-C9PJ 14487-A | Connector | 1-373387-S | Washer |
| 1-D6AJ | 13A803-AA | Horn | 1-C9AJ 17491-A | Connector | 2-375810-S | Grommet |
| 1-D3AJ | 13828-A | Bracket | 1-D2AJ 18N173-AA | Plate | 4-383800-S | Sleeve |
| 1-C9AZ | 13A875-B | Switch | 5-26531-S8 | Screw | 1-383804-S | Nut |
| 1-C7RA | 13A887-A | Fitting | 5-33795-S36 | Nut | 1-I.S. 4172-G | Instruction sheet |
| 1-D3AZ | 13A888-A | Reservoir | | | | |
| 1-D3AJ | 13927-AA | Wire | | | | |
| 74 | All -- New York city only | ★D4TZ 13800-A | "Electric" | | | 1 |
| Consists of | | | | | | |
| 1-C1TF | 9A389-A | Nut | 1-D4TB 13927-AA | Wire assy. | 5-95873-S | Strap |
| 1-D4TZ | 10852-A | Bezel | 1-D4TB 13A940-AA | Wire assy. | 1-356200-S39 | Washer |
| 1-D4AZ | 13832-A | Horn | 1-D3TZ 15443-C | Switch | 1-359790-S2 | Nut |
| 1-D4AZ | 13830-A | Bracket | 2-52786-S2 | Screw | 1-382703-S39 | Screw |
| 1-D4AZ | 13830-B | Bracket | 1-55736-S36 | Nut | 1-RZ 001465 | Pal nut |
| 2-D4TB | 13A840-AA | Wire assy. | 3-95831-S | Strap | 1-Installation sketch | |

1973/79
TRUCK SERIES 100/500

| YEAR | MODEL/RESTRICTIONS | PART NUMBER | DESCRIPTION | QTY. |
|--|--|--|---|------|
| 13800 HORN KIT — Cont'd | | | | |
| 77/ | All -- 8 cyl. | D7AZ 13800-A | "Air"--dual horns--deluxe--chrome body cover | 1 |
| 77/ | B-E-P100/500 -- 6 cyl. | | | |
| | Consists of | | | |
| | 1-D3AJ 2A965-A Insulator | 1-D3AJ 13930-AA Tube | 5-34790-S36 Washer | |
| | 1-D0AZ 5A694-A Bracket | 1-D6AJ 13932-AA Pad | 2-44724-S36 Washer | |
| | 4-D3AJ 5A739-A Sleeve | 2-D3AJ 14462-AA Terminal | 5-55736-S2 Nut | |
| | 1-D3AJ 9A445-AA Hose | 1-D3AJ 14463-AA Terminal | 1-359922-S36M Washer | |
| | 1-C5AZ 13801-B Compressor | 1-C9PJ 14487-A Connector | 1-373387-S Washer | |
| | 1-D7AJ 13A803-AA Horn | 1-C9AJ 17491-A Connector | 2-375810-S Grommet | |
| | 1-D3AJ 13828-A Bracket | 1-D2AJ 18N173-AA Plate | 4-383800-S Sleeve | |
| | 1-C9AZ 13A875-B Switch | 5-26531-S8 Screw | 1-383804-S Nut | |
| | 1-C7RA 13A887-A Fitting | 5-33795-S36 Nut | 1-I.S. 4172-G Instruction sheet | |
| | 1-D3AZ 13A888-A Reservoir | | | |
| | 1-D3AJ 13927-AA Wire | | | |
| 13801 COMPRESSOR ASSY. (VACUUM AIR HORN) | | | | |
| 73/ | All -- w/o air brakes- | C5AZ 13801-B | Use w/vacuum air horns | 1 |
| 13A805 BUTTON (HORN) | | | | |
| 73/77 | B-F500 | D2TZ 13A805-D | Button--"Ford" | 1 |
| 73/74 | E100/300 | C8UZ 13A805-B | Button--"Ford" | 1 |
| 73/74 | E100/300 | C8UZ 13A805-A | Horn ring assy.--"Ford" | 1 |
| 73/77 | P350/500 | D1TZ 13A805-500 | Button--"Lightning Bolt" | 1 |
| 78/ | E-F100/350 | D8TZ 13A805-A | Button--"Ford"--use on 3-spoke wheel--black | 1 |
| 13A805 SWITCH ASSY. (HORN BAR TYPE)--Also refer to group 13A875 | | | | |
| 73/77 | F100/350 -- Standard-w/o -- speed control | D3TZ 13A805-A | Black--camera case finish | 1 |
| 76/77 | E100/350 -- Standard-w/o speed control | | | 1 |
| 73/77 | F100/350 -- Deluxe-w/o speed control | D3TZ 13A805-B | Walnut grain finish | 1 |
| 73/76 | M450/500 -- w/fixed steering column | | | 1 |
| 75/77 | E100/350 -- Deluxe-w/o speed control | | | 1 |
| 75 | F100/350 -- Deluxe-w/speed control "Before Ser. X20,001" | ★ D5TZ 13A805-A r/bD5TZ 13A805-B(10/79) | Walnut grain finish--incl. speed control switches (9C888) & bezels (9D782)--blue medallion trim | 1 |
| 75 | E250/350 -- w/speed control "Before Ser. X20,001" | | | 1 |
| 75/77 | F100/350 -- Deluxe-w/speed control-- "From Ser. X20,001" | D5TZ 13A805-B | Burl walnut grain finish--incl. speed control switches (9C888) & bezels (9D782)--brown medallion trim | 1 |
| 75/77 | E100/350 -- w/speed control-- "From Ser. X20,001" | | | 1 |
| 78/ | E-F100/350 -- w/speed control | D8TZ 13A805-B | Burl walnut grain finish--incl. speed control switches--"Ford"--for 2-spoke wheel | 1 |
| 78/ | E-F100/350 -- w/o speed control | D8TZ 13A805-C | Burl walnut grain finish "Ford"--for 2-spoke wheel | 1 |
| 78/79 | E-F100/350 -- w/o speed control -- "Before Ser. EA0,001" | D8TZ 13A805-E | Black finish--"Ford"--for 2-spoke wheel | 1 |
| 79 | E-F100/350 -- "From Ser. EA0,001" | D9TZ 13A805-A | Black finish--"Ford"--for 2 spoke wheel | 1 |
| 74/76 | M450/500 -- w/tilt steering column | D4HZ 13A805-A | Deluxe | 1 |
| 73/ | F100/350 | ★384450-S | (UU-85-L)--screw--pan head--No. 8-12 x 3/8" | 2 |
| 13A807 SPRING (HORN BLOWING) | | | | |
| 73/77 | B-F500 | C0DF 13A807-B | Use w/horn blowing button | 1 |
| 73/74 | E100/300 | C1TZ 13A807-B | Use w/horn blowing button | 1 |
| 73/74 | E100/300 | C1TZ 13A807-A | Use w/horn blowing ring | 1 |
| 73/77 | P350/500 | A7TZ 13A807-A | | 1 |

**1973/79
TRUCK SERIES 100/500**

SECTION 130 19

| YEAR | MODEL/RESTRICTIONS | PART NUMBER | DESCRIPTION | QTY. |
|---|---------------------------|-------------------------|--|---------------------------------|
| 13A808 PLATE (HORN BUTTON or RING CONTACT) | | | | |
| 73/77 | B-F500 | D1TZ 13A808-A | | 1 |
| 13A809 PLATE (HORN BUTTON or RING INDEX) | | | | |
| 73/77 | B-F500 | D2TZ 13A809-B | | 1 |
| 73/77 | P350/500 | | | 1 |
| 13A811 RING (HORN BLOWING CAM) | | | | |
| 73/77 | B-F500 | D2TZ 13A811-A | | 1 |
| 13A813 PAD (HORN BLOWING RING PRESSURE) | | | | |
| 73/77 | B-F500 | C0DZ 13A813-A | Rubber | 1 |
| 13A821 BRUSH ASSY. (HORN BLOWING RING) | | | | |
| 73/74 | E100/300 | C0AF 13A821-A | | 1 |
| 13A822 INSULATOR (HORN BLOWING BRUSH) | | | | |
| 73/74 | E100/300 | C1TF 13A822-A | | 1 |
| 13A823 PLATE (HORN SWITCH BRUSH) | | | | |
| 73/77 | B-F500 | C5AZ 13A823-F | Inner | 1 |
| 73/77 | B-F500 | C5AZ 13A823-D | Outer | 1 |
| 73/74 | E100/300 | C7TZ 13A823-A | | 1 |
| 73/76 | F100/350 | D1TZ 13A823-A | Use w/bar type horn switch | 1 |
| 78/ | F100/350 | D0AZ 13A823-C | Outer-also serviced in wheel (3600) | 1 |
| 78/ | F100/350 | D0AZ 13A823-D | Inner-also serviced in wheel (3600) | 1 |
| 13832-3 HORN ASSY. | | | | |
| 73/77 | All | B8AZ 13832-B | Kit-high pitch | 1 |
| Consists of | | | | |
| | 1-C7AF 13A803-B | Horn and support | 1-34806-S8 | Lockwasher-5/16"-18 |
| | 1-C7AF 13828-D | Bracket | 1-55734-S2 | Nut-1/4"-20 |
| | 1-C7AF 13828-E | Bracket | 1-372289-S2 | Screw and washer- |
| | 1-33797-S8 | Nut-5/16"-18 | 1-379915-S2 | 1/4"-20 x 3/4" Nut-7/8"-20 |
| 73/77 | All | B8AZ 13833-B | Kit-low pitch | 1 |
| Consists of | | | | |
| | 1-C7AF 13A803-A | Horn and support | 1-55734-S2 | Nut-1/4"-20 |
| | 1-C7AF 13828-D | Bracket | 1-372289-S2 | Screw and washer- |
| | 1-C7AF 13828-E | Bracket | | 1/4"-20 x 3/4" |
| | 1-34806-S8 | Lockwasher | 1-379915-S2 | Nut-7/8"-20 |
| | 1-33797-S8 | Nut-5/16"-18 | | |
| 74 | All -- New York City only | D4AZ 13832-A | High pitch-incl. support | 1 |
| 78/ | E-F100/350 | D8AZ 13832-A | Kit-high pitch | 1 |
| Consists of | | | | |
| | 1-D8AF 13A803-BA | Horn and suppt | 1-34791-S36 | Lock washer |
| | 1-C7AF 13828-D | Bracket | 1-55734-S2 | Nut-1/4"-20 |
| | 1-C7AF 13828-E | Bracket | 1-372289-S2 | Screw & washer - 1/4"-20 x 3/4" |
| | 1-33797-S36 | Nut-5/16"-18 | 1-379915-S36 | Nut-7/8"-20 |
| 78/ | E-F100/350 | D8AZ 13833-A | Kit-low pitch | 1 |
| Consists of | | | | |
| | 1-D8AF 13A803-AA | Horn and suppt | 1-34791-S36 | Lock washer |
| | 1-C7AF 13828-D | Bracket | 1-55734-S2 | Nut-1/4"-20 |
| | 1-C7AF 13828-E | Bracket | 1-372289-S2 | Screw & washer - 1/4"-20 x 3/4" |
| | 1-33797-S36 | Nut-5/16"-18 | 1-379915-S36 | Nut-7/8"-20 |
| 77/78 | E-F100/350 | 388063-S36 | (MM-351-G) Nut & retainer assy. (attach original-equipment horn to rod. suppt. or fender apron)-"J" shape-5/16"-18 | 1or2 |
| 13A840 WIRE ASSY. (HORN JUMPER)-Improvise | | | | |
| 13853 RELAY and BRACKET ASSY. (HORN) | | | | |
| 73/75 | F100/350 | ★ D3TZ 13853-A | *HB-80- # D3TB 13853-A | 1 |
| 75 | E100/350 | r/b D6TZ 13853-A (8/77) | | 1 |

1973/79
TRUCK SERIES 100/500

SECTION 140 1

| YEAR | MODEL/RESTRICTIONS | ENGINE | | PART NUMBER | DESCRIPTION | QTY. |
|---|---|--------|--------------------|---------------|--|------|
| | | CYL. | C.I.D. (C.C.D.) | | | |
| IMPORTANT: Always furnish appropriate warranty or rating plate information and DSO number if applicable when ordering parts not listed in the catalog. | | | | | | |
| 14A005 WIRING ASSY. (BODY MAIN) | | | | | | |
| 75 | E250/350 | 6&8 | All | D5UZ 14A005-A | | 1 |
| 76/78 | E100/300 "Before Ser. BC0,001" | 6&8 | All | D6UZ 14A005-A | # D6UB 14A005-AC | 1 |
| 78/ | E100/350 "From Ser. BC0,001" | 6&8 | All | ★ | # D8UB 14A005-AA,AB-improvise | 1 |
| 78/ | E100/350 "From Ser. BC0,001" | 6&8 | All | ★ | # D8UB 14A005-BA-improvise | 1 |
| 14028 SWITCH ASSY. (FRONT DOOR LOCK R.H. AND L.H.) | | | | | | |
| 79 | E100/350 | 6&8 | All | D9UZ 14028-A | With power door locks | 2 |
| 14A033 BUS BAR ASSY. | | | | | | |
| 73 | B-F500 (84) | 6&8 | All | D3TZ 14A033-A | | 1 |
| 74/77 | B-F500 (84) | 6&8 | All | C7TZ 14A033-C | | AR |
| 74/77 | P350/500 | 6&8 | All | | | AR |
| 75 | E100/350 | 6&8 | All | D5UZ 14A033-C | 5-fuse holder | 1 |
| 75/77 | E100/350 | 6&8 | All | D5DZ 14A033-A | 4-fuse holder | 1 |
| 75/77 | E100/350 | 6&8 | All | D5UZ 14A033-B | 2-fuse holder | 1 |
| 75/ | E100/350 | 6&8 | All | D5DZ 14A033-B | 2-fuse holder | 1 |
| 76/77 | E100/350 | 6&8 | All | D6TZ 14A033-B | 3-fuse holder | 1 |
| 76/77 | F100/350 | 6&8 | All | | | 1 |
| 76/77 | F250/350 | 6&8 | All | D6TZ 14A033-A | 5-fuse holder | 1 |
| 76/77 | E100/350 | 6&8 | All | D6UZ 14A033-B | 2-fuse holder | 1 |
| 76/77 | E100/350 | 6&8 | All | D6UZ 14A033-A | 5-fuse holder | 1 |
| 76 | E100/350 | 6&8 | All | D5FZ 14A033-B | 3-fuse holder | 1 |
| 78/ | F100/350 | 6&8 | All | | | 1 |
| 78/ | E100/350 | 6&8 | All | D8UZ 14A033-A | 4-fuse holder | 1 |
| 78/ | F100/350 | 6&8 | All | D6DZ 14A033-A | 4-fuse holder | 1 |
| 14064 WIRE ASSY. (TACHOMETER LAMP) | | | | | | |
| 73/ | All | 6&8 | All | C3TZ 14064-B | # D0HF 14064-A-12 1/2" long | 1 |
| 14A066 BRACKET (CIRCUIT BREAKER MOUNTING) | | | | | | |
| 73/76 | E150/300 (82, 89E, F) -- w/ School Bus warning lamps | 6&8 | All | C1AZ 14A066-A | | 1 |
| 14K066 Refer to group 15A056 | | | | | | |
| 14A067 PANEL ASSY. (FUSE JUNCTION) - Also refer to group 14A068 | | | | | | |
| 73 | F500 (81) "Before Ser. R00,001" | 6&8 | All | C7TZ 14A067-B | | 1 |
| 73/74 | F500 (81) "From Ser. R00,001" | 6&8 | All | D3TZ 14A067-A | | 1 |
| 75/77 | F500 (81) | 6&8 | All | D5TZ 14A067-A | | 1 |
| 14A068 PANEL (FUSE JUNCTION) - Also refer to group 14A067 | | | | | | |
| 73/77 | B-F500 (84) | 6&8 | All | C7TZ 14A068-A | | 1 |
| 73/74 | E100/300 | 6&8 | All | D3UZ 14A068-A | | 1 |
| 75 | E100/350 | 6&8 | All | D5UZ 14A068-A | | 1 |
| 76/77 | E100/350 | 6&8 | All | D6UZ 14A068-A | | 1 |
| 78/ | E100/350 | 6&8 | All | D8UZ 14A068-A | | 1 |
| 73/76 | F100/350 | 6&8 | All | D3TZ 14A068-A | | 1 |
| 76/77 | F100/350 | 6&8 | All | D6TZ 14A068-A | | 1 |
| 78/ | F100/350 | 6&8 | All | D8TZ 14A068-A | | 1 |
| 73/76 | M450/500 | 8 | All | D3HZ 14A068-D | | 1 |
| 76/ | E100/350 | 6&8 | All | 56908-5 | (U-215)screw (attach panel to engine side) No. 8-18 x 1/2" | AR |
| 14A076 COVER ASSY. (FUSE JUNCTION PANEL BOX) | | | | | | |
| 73/77 | F500 | 6&8 | All | D3TZ 14A076-A | | 1 |
| 75/77 | F500 | 6&8 | All | 55914-S | (U-254-F)-screw (attach cover to L.H. fender) 1/4"-14 x 3/4 | 2 |

1973/79
TRUCK SERIES 100/500

| YEAR | MODEL/RESTRICTIONS | ENGINE | | PART NUMBER | DESCRIPTION | QTY. |
|---|--------------------------------|--------|--------------------|---------------|---|------|
| | | CYL. | C.I.D. (C.C.D.) | | | |
| 14A080 WIRING ASSY. (FUSE JUNCTION PANEL) | | | | | | |
| 74/75 | M450/500 "Before Ser. W00,001" | 8 | All | D4HZ 14A080-A | # D4HS 14A080-AA | 1 |
| 75/76 | M450/500 "From Ser. W00,001" | 8 | All | D5HZ 14A080-A | # D5HS 14A080-AA | 1 |
| 14088 Refer to group 14677 | | | | | | |
| 14A099 SHIELD (WIRING) | | | | | | |
| 73/75 | F100/350 | 8 | 460 | D3TZ 14A099-A | Use w/dual brakes at frame No. 2 cross member L.H. side | 1 |
| 73/77 | F100/350 (81) | 6&8 | All | D3TZ 14A099-B | Located at cowl top panel | 1 |
| 76/ | F100/350 | 6&8 | All | D6TZ 14A099-A | Attaches to cowl panel inner | 1 |
| 74/76 | M450/500 | 8 | All | D4HZ 14A099-B | Fuse panel shield | 1 |
| 75 | M450/500 -- w/speed control | 8 | All | D5HZ 14A099-E | Located in engine compt. at regulator assy. | 1 |
| 73/77 | P350/500 | 4&6 | All | C1TF 14A099-A | | 1 |
| 74/ | All | 6&8 | All | D4AZ 14A099-A | 25 ft. roll-3/4" I.D. | AR |
| 74/ | All | 6&8 | All | D4FZ 14A099-B | 25 ft. roll-3/16" I.D. | AR |
| 74/ | All | 6&8 | All | D4SZ 14A099-F | 25 ft. roll-27/64" I.D. | AR |
| 76 | F100/350 | 6&8 | All | 40923-S | (U-264) Screw (attach shield to side cross member) 1/4"-20 x 1/2" | AR |
| 76/ | F100/350 | 6&8 | All | 381801-S | (UU-148)Screw (attach shield to floor pan) No. 8-18 x 1/2" | AR |
| 14A163 RETAINER (WIRE HARNESS) - If not listed below improvise | | | | | | |
| 73/77 | E100/300 | 6&8 | All | C7AZ 14A163-A | To secure wiring at headlamp dimmer switch. Attach 13A024 to 14401 | 1 |
| 73/ | F100/350 (81,85) | 6&8 | All | C3SZ 14A163-B | Turn indicator wiring to brake pedal support | 1 |
| 73/77 | B-F500 | 6&8 | All | | Stop lamp switch wiring to brake pedal support | AR |
| 73/ | F250/350 -- 140" W/B | 6&8 | All | | Use to attach rear lamp wiring to top of L.H. frame | 1 |
| 73/ | F350 (80, 86) | 6&8 | All | | To secure marker lamp wiring 15A411 to rear cross member | 2 |
| 75/77 | E100/350 | 6&8 | All | | Turn indicator wiring to brake pedal support | 3 |
| 75/77 | E250/350 | 6&8 | All | | Attach 14405 to rear pillar | 4 |
| 77 | F100/350 | 8 | 302 | D6ZZ 14A163-A | Attach 14289 to valve cover | AR |
| 73/ | F100/500 | 6&8 | All | D3TZ 14A163-B | Attach 13A709 wire harness | AR |
| 75/ | E150/350 | 6&8 | 300,351 | D5AZ 14A163-A | Attach to rocker cover | 1 |
| 77/ | E100/350 | 8 | 302,400 | | Attach wiring to valve cover | 3 |
| 77/ | F100/350 | 6&8 | 300,351, 400 | | Attach immersion block heater wire | AR |
| 77 | F100 | 8 | 351M | D2AZ 14A163-K | Attach to RH rocker cover inner 3rd blt. from front | 1 |
| 73/75 | F100/350 (81,85) | 6&8 | All | D3TZ 14A163-A | # D3TB 14A282-AC or AD located at cowl top inner panel (shield) | 1 |
| 75/ | E100/350 | 6&8 | All | | Located at top of outer dash panel | 1 |
| 75/ | E100/350 | 6&8 | All | D5UZ 14A163-A | Located at cowl top vent panel (shield) | 1 |
| 75/77 | E100/350 | 8 | 460 | D2AZ 14A163-G | Attach to rocker cover | 1 |
| 73/77 | P350/500 -- with ev/em | 6 | All | | Attach to rocker cover | 1 |
| 76/ | E100/350 | 6&8 | All | 55907-S | (U-254-B)screw (attach retainer to cowl top outer) No. 8-18 x 1/2" | AR |
| 76/ | E100/350 | 6&8 | All | 55927-S | (U-506)screw (attach retainer to cowl top inner) No. 8-18 x 1/2" | AR |

1973/79
TRUCK SERIES 100/500

| YEAR | MODEL/RESTRICTIONS | ENGINE | | PART NUMBER | DESCRIPTION | QTY. |
|--------|---|--------|--------------------|---------------|--------------------------|------|
| | | CYL. | C.I.D. (C.C.D.) | | | |
| 14A169 | CLIP (WIRE RETAINER) – Improve | | | | | |
| 14176 | WIRE ASSY. (FUEL GAUGE TANK UNIT GROUND) – Improve from bulk wiring (14296) | | | | | |
| 14A194 | SUPPORT (WIRING) | | | | | |
| 76 | F100/350 | 6&8 | All | D4ZZ 14A194-B | Nylon 30 1/2" long | 1 |
| 14A240 | INSULATOR (NON-METALLIC WIRING CONDUIT) | | | | | |
| 73/ | All | 6&8 | All | C1AZ 14A240-A | 3/8" I.D. x 15 ft. roll | AR |
| 73/ | All | 6&8 | All | C1AZ 14A240-B | 3/16" I.D. x 15 ft. roll | AR |
| 14A254 | BRACKET (FUSE PANEL MOUNTING) | | | | | |
| 78/ | E100/350 | 6&8 | All | D8UZ 14A254-A | | 1 |
| 14A282 | Refer to group 14A163 | | | | | |
| 14289 | WIRE ASSY. (DASH PANEL TO ENGINE GAUGE FEED) | | | | | |

IDENTIFICATION CHART

WIRING MARKING or TAG NUMBER TO SERVICE WIRING PART NUMBER GUIDE

The purpose of this guide is to facilitate the identification of the Service Wiring Part Number. The chart that follows lists in numerical sequence the Wiring Markings or Tag Numbers. For many vehicles the Service Wiring Part Number will be the same as the Wiring Marking or Tag Part Number. This type of replacement will cause little or no installation problems. However, when the Service Wiring differs from the Wiring Marking or Tag Number it will be necessary to match lead wires and to tape up those lead wires which are not required. This is necessary when the Service Wiring has a more general application than the original wiring installed by the factory. Following this guide chart, Service Wiring Part Numbers are listed by model year and vehicle usage which will permit the identification of replacement wiring when the wiring identification marking or tag number is not known.

IDENTIFICATION CHART

| IDENTIFICATION | PART NUMBER | IDENTIFICATION | PART NUMBER |
|--|----------------|-----------------|--------------|
| 14289 WIRE ASSY. (DASH PANEL TO ENGINE GAUGE FEED) | | | |
| Note: ● For model application refer to 1964/72 catalog FP-7636-A | | | |
| D1TB 14289-AA | D4AZ 14289-R | D5TB 14289-HA | D5TZ 14289-W |
| D1TB 14289-BA | D4AZ 14289-R | D5TB 14289-HB | D5TZ 14289-W |
| D1TB 14289-CA | D4AZ 14289-R | D5TB 14289-HC | D5TZ 14289-W |
| D3TB 14289-AA | D4AZ 14289-R | D5TB 14289-JA | D5TZ 14289-J |
| D3TB 14289-CA | D4AZ 14289-R | D5TB 14289-JB | D5TZ 14289-J |
| D3TB 14289-DB | D3TZ 14289-D | D5TB 14289-JC | D5TZ 14289-J |
| D3TB 14289-GA | D3TZ 14289-G | D5TB 14289-LA | D5TZ 14289-L |
| D3TB 14289-HA | D3TZ 14289-H | ★ D5TB 14289-LB | D5TZ 14289-L |
| D4HS 14289-CA | D4HZ 14289-A | D5TB 14289-LC | D5TZ 14289-L |
| D4HS 14289-DA | D5HZ 14289-G | D5TB 14289-LD | D5TZ 14289-L |
| D4TB 14289-AC | D4TZ 14289-A | D5TB 14289-MA | D5TZ 14289-M |
| D4TB 14289-BC | D4TZ 14289-B | D5TB 14289-MB | D5TZ 14289-M |
| D4TB 14289-CC | D4TZ 14289-D | D5TB 14289-MC | D5TZ 14289-M |
| D4TB 14289-DC | D4TZ 14289-D | D5TB 14289-MD | D5TZ 14289-M |
| D4TB 14289-EC | D4AZ 14289-R | D5TB 14289-ME | D5TZ 14289-M |
| D4TB 14289-FC | D4AZ 14289-R | D5TB 14289-NB | D5TZ 14289-N |
| D4TB 14289-GC | D4AZ 14289-R | D5TB 14289-NC | D5TZ 14289-N |
| ● D4TB 14289-UA | ★ D4TZ 14289-U | D5TB 14289-ND | D5TZ 14289-N |
| D5HS 14289-EA | D5HZ 14289-H | D5TB 14289-PA | D5TZ 14289-P |
| D5TB 14289-FA | D5TZ 14289-F | D5TB 14289-PB | D5TZ 14289-P |
| D5TB 14289-FB | D5TZ 14289-F | D5TB 14289-PC | D6TZ 14289-C |
| D5TB 14289-FC | D5TZ 14289-F | D5TB 14289-RA | D5TZ 14289-R |
| D5TB 14289-FD | D5TZ 14289-F | D5TB 14289-SA | D5TZ 14289-S |
| D5TB 14289-FE | D5TZ 14289-F | D5TB 14289-SB | D5TZ 14289-S |
| D5TB 14289-FF | D5TZ 14289-F | D5TB 14289-SC | D5TZ 14289-S |
| D5TB 14289-GB | D5TZ 14289-G | D5TB 14289-TA | D5TZ 14289-T |
| D5TB 14289-GC | D5TZ 14289-G | D5TB 14289-XA | D5TZ 14289-W |

1973/79
TRUCK SERIES 100/500

IDENTIFICATION CHART

| IDENTIFICATION | | PART NUMBER | | IDENTIFICATION | | PART NUMBER | |
|--|----------|-------------|---------|----------------|----------|-------------|---------|
| 14289 WIRE ASSY. (DASH PANEL TO ENGINE GAUGE FEED) — Cont'd | | | | | | | |
| Note: ● For model application refer to 1964/72 catalog FP-7636-A | | | | | | | |
| D5TB | 14289-XB | D5TZ | 14289-W | D7TB | 14289-EB | D7TZ | 14289-F |
| D5TB | 14289-XC | D5TZ | 14289-W | D7TB | 14289-FA | D7TZ | 14289-F |
| D5TB | 14289-YC | D5TZ | 14289-W | D7TB | 14289-FB | D7TZ | 14289-F |
| D5TB | 14289-ZA | D5TZ | 14289-W | D7TB | 14289-GA | D7TZ | 14289-M |
| D5UB | 14289-AC | D5UZ | 14289-A | D7TB | 14289-GC | D7TZ | 14289-M |
| D5UB | 14289-AD | D5UZ | 14289-A | D7TB | 14289-GD | D7TZ | 14289-M |
| D5UB | 14289-AE | D5UZ | 14289-A | D7TB | 14289-LA | D7TZ | 14289-L |
| D5UB | 14289-AF | D5UZ | 14289-A | D7TB | 14289-LB | D7TZ | 14289-L |
| D5UB | 14289-AG | D6UZ | 14289-A | D7TB | 14289-MC | D7TZ | 14289-M |
| D5UB | 14289-BD | D5UZ | 14289-B | D7TB | 14289-MD | D7TZ | 14289-M |
| D5UB | 14289-BF | D5UZ | 14289-B | D7TB | 14289-NA | D7TZ | 14289-N |
| D5UB | 14289-BG | D5UZ | 14289-B | D7UB | 14289-AB | D7UZ | 14289-A |
| D5UB | 14289-CC | D7UZ | 14289-L | D7UB | 14289-BA | D7UZ | 14289-B |
| D5UB | 14289-CE | D7UZ | 14289-L | D7UB | 14289-HA | D7UZ | 14289-A |
| D5UB | 14289-DE | D5UZ | 14289-D | D7UB | 14289-JA | D7UZ | 14289-A |
| D5UB | 14289-DF | D5UZ | 14289-D | D7UB | 14289-KA | D7UZ | 14289-K |
| D5UB | 14289-DG | D5UZ | 14289-D | D7UB | 14289-LA | D7UZ | 14289-L |
| D5UB | 14289-DH | D5UZ | 14289-D | D7UB | 14289-LB | D7UZ | 14289-L |
| D5UB | 14289-FC | D5UZ | 14289-F | D8TB | 14289-AA | D8TZ | 14289-F |
| D5UB | 14289-FD | D5UZ | 14289-F | D8TB | 14289-BB | D8TZ | 14289-B |
| D5UB | 14289-FE | D5UZ | 14289-F | D8TB | 14289-CA | D8TZ | 14289-B |
| D5UB | 14289-GA | D5UZ | 14289-D | D8TB | 14289-DA | D8TZ | 14289-E |
| D6TB | 14289-AA | D6TZ | 14289-E | D8TB | 14289-DB | D8TZ | 14289-E |
| D6TB | 14289-DA | D6TZ | 14289-F | D8TB | 14289-EA | D8TZ | 14289-E |
| D6TB | 14289-EA | D6TZ | 14289-A | D8TB | 14289-EB | D8TZ | 14289-E |
| D6TB | 14289-PA | D6TZ | 14289-P | D8UB | 14289-AA | D8UZ | 14289-A |
| D6UB | 14289-AB | D7UZ | 14289-A | D8UB | 14289-BA | D8UZ | 14289-B |
| D6UB | 14289-BA | D7UZ | 14289-B | D8UB | 14289-CA | D8UZ | 14289-C |
| D6UB | 14289-CA | D8UZ | 14289-A | D8UB | 14289-DA | D8UZ | 14289-D |
| D7TB | 14289-AB | D7TZ | 14289-A | D9UB | 14289-BA | D8UZ | 14289-B |
| D7TB | 14289-BB | D7TZ | 14289-A | D9UB | 14289-CA | D8UZ | 14289-C |
| D7TB | 14289-EA | D7TZ | 14289-F | D9UB | 14289-DA | D9UZ | 14289-D |

APPLICATION CHART

| YEAR | MODEL/RESTRICTIONS | ENGINE | | PART NUMBER | DESCRIPTION | QTY. |
|--|--|--------|--------------------|--------------|----------------|------|
| | | CYL. | C.I.D. (C.C.D.) | | | |
| 14289 WIRE ASSY. (DASH PANEL TO ENGINE GAUGE FEED) — Cont'd | | | | | | |
| 73/75 | B-F500— "Before Ser. W00,001" | 6&8 | All | D4AZ 14289-R | | 1 |
| 75/77 | B-F500 -- w/o Calif. emission— "From Ser. W00,001" | 6 | All | D5TZ 14289-R | | 1 |
| 75/76 | B-F500 -- Calif. emission—w/ throttle kicker "Before Ser. 080,001" | 6 | All | D5TZ 14289-P | | 1 |
| 76/77 | B-F500 -- Calif. emission w/o throttle kicker "From Ser. 080,001" | 6 | All | D6TZ 14289-F | | 1 |
| 75/76 | B-F500 -- Calif. emission— "From Ser. W00,001 to A75,000" | 8 | 330 | D5TZ 14289-S | | 1 |
| 76 | B-F500 -- Calif. emission "From Ser. A75,000" | 8 | 330 | D6TZ 14289-E | | 1 |
| 75/77 | B-F500 -- w/o Calif. emission "From Ser. W00,001" | 8 | 330 | D5TZ 14289-T | | 1 |
| 75 | E150/350 "Before Ser. X40,001" | 6 | 300 | D5UZ 14289-A | Over 6000 lbs. | 1 |

1973/79
TRUCK SBRIBS 100/500

SECTION 140 5

| YEAR | MODEL/RESTRICTIONS | ENGINE | | PART NUMBER | DESCRIPTION | QTY. |
|--|--|--------|--------------------|--------------|---|------|
| | | CYL. | C.I.D. (C.C.D.) | | | |
| 14289 WIRE ASSY. (DASH PANBL TO ENGINB GAUGE FE3D) -- Cont'd | | | | | | |
| 77 | E150/350 -- Calif. "From Ser. Y00,001" | 6 | 300 | D7UZ 14289-K | | 1 |
| 75/78 | E150/350 -- exc. Calif. "From Ser. X40,001" | 6 | 300 | D6UZ 14289-A | Over 6000 lbs. | 1 |
| 76/77 | E100 -- Calif. | 6 | 300 | | Over 6000 lbs. | 1 |
| 76/77 | E100 -- A/T Canada | 6 | 300 | | With electric choke | 1 |
| 75/ | E100 -- M/T Canada | 6 | 300 | D5UZ 14289-D | | 1 |
| 76 | E100 -- M/T exc. Canada | 6 | 300 | | Under 6000 lbs. | 1 |
| 76 | E150 -- M/T Calif. | 6 | 300 | | | 1 |
| 76/ | E100 -- A/T exc. Calif. | 6 | 300 | | | 1 |
| 78 | E150/250 Calif. | 6 | 300 | D8UZ 14289-C | | 1 |
| 79 | E100/250 -- A/T | 6 | 300 | | | 1 |
| 76/77 | E150/350 -- Calif. "Before Ser. Y00,001" | 6 | 300 | D8UZ 14289-A | Over 6000 lbs. | 1 |
| 78 | E350 -- Calif. | 6 | 300 | | | 1 |
| 79 | E350 | 6 | 300 | | | 1 |
| 75/77 | E100 -- Calif. "Before Ser. Y20,001" | 8 | 351 | D5UZ 14289-F | Under 6000 lbs. | 1 |
| 77/ | E100/350 "From Ser. Y20,001" | 8 | 351W | D7UZ 14289-A | Use only when electric choke circuit (white w/black | 1 |
| 75/ | E100/350 -- with emission throttle actuator | 8 | 351W | D7UZ 14289-L | Part is less electric choke circuit | 1 |
| 79 | E100/350 | 8 | 302 | | stripe wire) is required | 1 |
| 75/77 | E250/350 "Before Ser. 040,001" | 8 | 460 | D5UZ 14289-B | Over 6000 lbs. | 1 |
| 77 | E100/350 "From Ser. 040,001" | 8 | 460 | D7UZ 14289-B | Over 6000 lbs. | 1 |
| 78 | E250/350 -- A/T exc. Calif. | 8 | 460 | | Over 6000 lbs. | 1 |
| 78 | E250 -- Calif. | 8 | 460 | D8UZ 14289-B | Over 6000--Under 8500 lbs. | 1 |
| 79 | E250 -- A/T | 8 | 460 | | | 1 |
| 78 | E350 -- Calif. | 8 | 460 | D8UZ 14289-D | Over 6000 lbs. | 1 |
| 79 | E350 -- Calif.-A/T | 8 | 460 | D9UZ 14289-D | | 1 |
| 73 | F100/350 | 6 | All | D4AZ 14289-R | | 1 |
| 74 | F100 | 6 | 240 | D4AZ 14289-R | | 1 |
| 74 | F250/350 | 6 | 300 | | | 1 |
| 75 | F150/350 "Before Ser. V60,001" | 6 | 300 | | | 1 |
| 74 | F100 | 6 | 300 | D4TZ 14289-A | | 1 |
| 75 | F100 | 6 | 300 | D5TZ 14289-F | | 1 |
| 76 | F100 -- A/T exc. Calif. and Canada | 6 | 300 | | | 1 |
| 76 | F100 -- M/T exc. Calif. "Before Ser. A50,000" | 6 | 300 | | | 1 |
| 76 | F100 -- M/T Calif. | 6 | 300 | D5TZ 14289-L | | 1 |
| 76 | F100 -- M/T exc. Calif. "From Ser. A75,000" | 6 | 300 | | | 1 |
| 76 | F100 -- A/T Canada | 6 | 300 | | | 1 |
| 75/76 | F150/350 -- exc. Calif. | 6 | 300 | | | 1 |
| 76 | B-F500 -- exc. Calif. | 6 | 300 | | | 1 |
| 76 | F150/350 -- Calif. | 6 | 300 | D6TZ 14289-P | | 1 |
| 77/ | F100/350 | 6 | 300 | D7TZ 14289-M | | 1 |
| 73 | F100 -- w/diagnostic system | 8 | 302 | D3TZ 14289-G | | 1 |
| 73/74 | F100 -- w/o breakerless ign. | 8 | 302 | D4AZ 14289-R | | 1 |
| 75/76 | F100 -- exc. Calif. "Before Ser. A50,001" | 8 | 302 | D5TZ 14289-J | | 1 |
| 76 | F100 -- Calif. "Before Ser. A50,001" | 8 | 302 | | | 1 |
| 76 | F100 "From Ser. A50,001" | 8 | 302 | D6TZ 14289-A | | 1 |
| 77 | F100/350 -- 2/W/D with A/T | 8 | 302 | D7TZ 14289-L | Use w/o throttle solenoid valve | 1 |
| 77 | F150 -- 2/W/D exc. Calif. | 8 | 302 | D7TZ 14289-N | Use w/throttle solenoid valve | 1 |
| 78/ | F100/250 | 8 | 302 | D8TZ 14289-E | | 1 |

1973/79
TRUCK SERIES 100/500

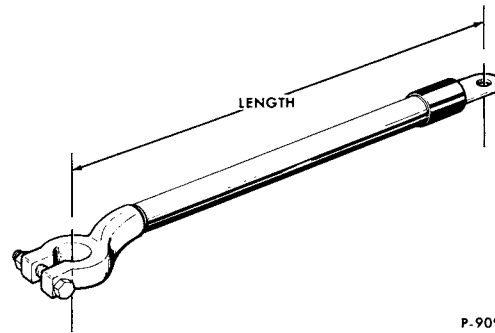
| YEAR | MODEL/RESTRICTIONS | ENGINE | | PART NUMBER | DESCRIPTION | QTY. |
|--|--|--------|--------------------|----------------|--|------|
| | | CYL. | C.I.D. (C.C.D.) | | | |
| 14289 WIRE ASSY. (DASH PANEL TO ENGINE GAUGE FEED) — Cont'd | | | | | | |
| 73 | F100/350 -- w/o diagnostic system | 8 | 360, 390 | D4AZ 14289-R | | 1 |
| 73 | F100/350 -- w/diagnostic system | 8 | 360, 390 | D3TZ 14289-H | | 1 |
| 74 | F100 -- w/breakerless ign. | 8 | 302, 360 390 | D4TZ 14289-D | | 1 |
| 74 | F100 -- w/o breakerless ign. | 8 | 360, 390 | D4AZ 14289-R | | 1 |
| 74 | F250/350 | 8 | 360, 390 | | | 1 |
| 75 | F150/350 "Before Ser. V60,001" | 8 | 360,390 | | | 1 |
| 74 | F100 -- w/breakerless ign. | 8 | 360, 390 | ★ D4TZ 14289-C | Replaced by D4TZ 14289-D 1-3-78 | 1 |
| 75/76 | F150/350 -- Calif. emission "From Ser. W00,001" | 8 | 360 | D5TZ 14289-M | | 1 |
| 75/76 | F100 -- Calif. emission | 8 | 390 | D5TZ 14289-W | When using to repl. D5TB 14289-HB, HC and ZA-fold and tape excess wiring leads | 1 |
| 75/76 | F100 -- A/T-w/Calif. emission | 8 | 360 | | | 1 |
| 75/76 | F100 -- MT | 8 | 360 | | | 1 |
| 75/76 | F150/350-w/o Calif. emission | 8 | 360,390 | | | 1 |
| 75/76 | F100 -- M/T -- w/o Calif. emission | 8 | 360,390 | | | 1 |
| 75/76 | F100 -- A/T-w/o Calif. emission | 8 | 360,390 | | | 1 |
| 77 | F100/350 | 8 | 351M, 400 | D7TZ 14289-A | | 1 |
| 78/ | F100/350 | 8 | 351,400 | D8TZ 14289-B | | 1 |
| 73 | F100/350 | 8 | 460 | D3TZ 14289-D | | 1 |
| 74/75 | F100/350 "Before Ser. W00,001" | 8 | 460 | D4TZ 14289-B | | 1 |
| 75/76 | F150/350 -- w/o Calif. emission "From Ser. W00,001" | 8 | 460 | D5TZ 14289-G | | 1 |
| 75/76 | F150/350 -- Calif. emission "From Ser. W00,001" | 8 | 460 | D5TZ 14289-N | | 1 |
| 77/ | F150/350 | 8 | 460 | D7TZ 14289-F | | 1 |
| 74/75 | M450/500 -- with or without speed control -- "Before Ser. W00,001" | 8 | All | D5HZ 14289-G | | 1 |
| 75/76 | M450/500 -- w/speed control-- "From Ser. W00,001" | 8 | All | D5HZ 14289-H | | 1 |
| 76/77 | P350/500 | 6 | 300 | D6TZ 14289-B | | 1 |
| 73/77 | B-F500 | 6&8 | All | 353547-S2 | (GG-173)-clip (wire to existing bolts of R.H. or L.H. cylinder head valve cover) | 2or3 |
| 73/77 | B-F500 | 8 | All | 20328-S8 | (B-76)-bolt (wiring and clip 353427-S2 to L.H. cylinder head)-3/8"-16 x 5/8" | 1 |
| 73/ | B-F350/500 | 6&8 | All | 358350-S | (GG-172)-clip (wiring to intake manifold) | AR |
| 76/77 | B-F500 | 6&8 | All | 55981-S | (U-254-E)Screw (attach wiring to Cowl Panel)1/4-14x1/2' | 1 |
| 78/ | E-F100 | 6 | 300 | 20310-S8 | (B-48)-bolt (attach ground wire to engine block) | 1 |
| 76/ | F100/350 | 6&8 | All | 56910-S | (U-413)screw (attach wiring to L.H. Side of dash panel) No. 8-18 x 1/2" | AR |
| 76/ | F100/350 | 6&8 | All | 384007-S | (GG-369)-clip (attach wiring to L.H. side of dash panel) | AR |
| 76/77 | F100/350 | 6&8 | All | 382930-S | (GG-338-A)-clip (attach wiring to L.H. valve cover) | AR |
| 78/ | F100/350 | 8 | 351M,400 | 383477-S | (GG-271-C)-clip (attach wiring to L.H. valve cover) | AR |
| 78/ | B150 | 8 | 351M,400 | | | AR |
| 78/ | F100/350 | 6&8 | All | 372172-S100 | (GG-228)-clip (route wire across trans.) | AR |

1973/79
TRUCK SERIES 100/500

| YEAR | MODEL/RESTRICTIONS | ENGINE | | PART NUMBER | DESCRIPTION | QTY. |
|--|---------------------------------------|--------|--------------------|------------------------|---|------|
| | | CYL. | C.I.D. (C.C.D.) | | | |
| 14290 WIRE ASSY. (DASH PANEL TO HEADLAMP JUNCTION) | | | | | | |
| 73/77 | E100/350 -- w/o aux. hot water heater | 6&8 | All | D1UZ 14290-A | # D1UB 14290-AC | 1 |
| 73/77 | E100/350 -- w/aux. hot water heater | 6&8 | All | D3UZ 14290-A | # D3UB 14290-AA | 1 |
| 74/76 | M450/500 | 8 | All | D4HZ 14290-C | # D4HS 14403-AA | 1 |
| 73/77 | E100/350 | 6&8 | All | 20345-S78 | (B-150-A)-bolt (wire at wiper motor)-hex. head-1/4"-28 x 3/4" | AR |
| 76 | E100/350 | 6&8 | All | 42367-S | (U-269-B)screw(attach wiring to inst. panel) No. 10-12x1/2 | 1 |
| 76 | E100/350 | 6&8 | All | 383775-S | (GG-367)-Clip(attach wiring Cowl Panel) | 2 |
| 14294 WIRE TERMINAL KIT | | | | | | |
| 73/ | All | 6&8 | All | C4AZ 14294-A | | AR |
| 14294 TERMINAL (ELECTRIC WIRING SOLDERLESS CRIMP ON TYPE) - Also refer to group 14474 | | | | | | |
| 73/ | All | 6&8 | All | B9A 14294-A | Eyelet-No. 10 stud-for No. 16, 18, 20 and 22 gauge wire | AR |
| | | 6&8 | All | B9A 14294-B | Eyelet-No. 6 stud-for No. 14 and 16 gauge wire | AR |
| | | 6&8 | All | B9A 14294-C | Eyelet-No. 10 stud-for No. 14 and 16 gauge wire | AR |
| | | 6&8 | All | ★ B9A 14294-D | Eyelet-1/4" stud-for No. 14 and 16 gauge wire | AR |
| | | | | r/b B9A 14294-N(12/74) | | |
| | | 6&8 | All | B9A 14294-F | Eyelet-No. 10 stud-for No. 10 and 12 gauge wire | AR |
| | | 6&8 | All | B9A 14294-G | Eyelet-1/4" stud-for No. 10 and 12 gauge wire | AR |
| | | 6&8 | All | B9A 14294-H | Eyelet-3/8" stud-for No. 10 and 12 gauge wire | AR |
| | | 6&8 | All | B9A 14294-J | Snap on-male-for No. 14, 16 and 18 gauge wire | AR |
| | | 6&8 | All | B9A 14294-K | Bullet type (non-insulated bullet)-for NO. 14, 16 and 18 gauge wire | AR |
| | | 6&8 | All | B9A 14294-L | Snap on-female-for No. 14, 16 and 18 gauge wire | AR |
| | | 6&8 | All | B9A 14294-M | Bullet type (insulated bullet)-for No. 14 or 16 gauge wire | AR |
| | | 6&8 | All | C5AZ 14294-A | Eyelet-No. 10 stud-for No. 8 gauge wire | AR |
| | | 6&8 | All | C5AZ 14294-C | Faston tab-for No. 14 or 16 gauge wire | AR |
| | | 6&8 | All | C5AZ 14294-B | Bullet type (insulated bullet)-for No. 14 and 16 gauge wire | AR |
| | | 6&8 | All | C5ZZ 14294-A | Eyelet-1/2" stud-for No. 14, 16 and 18 gauge wire | AR |
| | | 6&8 | All | B9A 14294-N | Spade type for 14 or 16 gauge wire | AR |
| 14296 WIRE - Also refer to groups 12284 and 12286 | | | | | | |
| 73/ | All | 6&8 | All | B3A 14296-A | Wire-8 gauge-50 ft. spool | AR |
| | | 6&8 | All | B6A 14296-A | Primary-12 gauge-100 ft. spool | AR |
| | | 6&8 | All | B6A 14296-B | Primary-14 gauge-100 ft. spool | AR |
| | | 6&8 | All | B6A 14296-C | Primary-16 gauge-100 ft. spool | AR |
| | | 6&8 | All | 8A 14296-A | High tension-16 gauge-100 ft. spool | AR |
| | | 6&8 | All | D0HZ 14296-A | *318-B-wire 18 gauge-100 ft. spool | AR |
| | | 6&8 | All | D0HZ 14296-B | *316-B-wire 16 gauge-100 ft. spool | AR |
| | | 6&8 | All | D0HZ 14296-C | *314-B-wire 14 gauge-100 ft. spool | AR |
| | | 6&8 | All | D0HZ 14296-D | *312-B-wire 12 gauge-100 ft. spool | AR |
| | | 6&8 | All | D0HZ 14296-E | *310-B-wire 10 gauge-100 ft. spool | AR |
| 14300 CABLE KIT (BATTERY BOOSTER) | | | | | | |
| 73/ | All | 6&8 | All | C9PZ 14300-A | *WC-8038-booster cables-6 gauge-8 ft. long | 1 |
| 73/ | All | 6&8 | All | C9PZ 14300-B | *WC-8039-booster cables-6 gauge-12 ft. long | 1 |

1973/79
TRUCK SERIES 100/500

14300-1 CABLE ASSY. (BATTERY UNIVERSAL TYPE)



P-9098

Battery cable terminals (battery end) are universal and may be used on either the positive or negative battery post. Battery cable length is determined by distance between hole centers.

| LENGTH (INCHES) | WIRE GAUGE | IDENTIFICATION | SERVICE PART NUMBER | MOTORCRAFT NUMBER | LENGTH (INCHES) | WIRE GAUGE | IDENTIFICATION | SERVICE PART NUMBER | MOTORCRAFT NUMBER |
|--|---------------|----------------|------------------------|----------------------|--------------------|---------------|----------------|------------------------|----------------------|
| 14300 CABLE ASSY. (BATTERY UNIVERSAL TYPE) | | | | | | | | | |
| 10 | 4 | D1PF 14300-AGA | D1PZ 14300-AG | *WC-8118 | 27 | 1 | D1PF 14300-RA | D1PZ 14300-R | *6271 |
| 10 | 6 | D1PF 14300-AA | D1PZ 14300-A | *7106 | 30 | 4 | D1PF 14300-HA | D1PZ 14300-H | *7304 |
| 12 1/2 | 1 | D1PF 14300-MA | D1PZ 14300-M | *6121 | 34 | 1 | D1PF 14300-SA | D1PZ 14300-S | *6341 |
| 13 | 4 | D1PF 14300-DA | D1PZ 14300-D | *7134 | 40 | 1 | D1PF 14300-TA | D1PZ 14300-T | *6401 |
| 16 | 4 | D1PF 14300-EA | D1PZ 14300-E | *7164 | 41 | 4 | D1PF 14300-JA | D1PZ 14300-J | *7414 |
| 16 1/2 | 1 | D1PF 14300-NA | D1PZ 14300-N | *6161 | 48 | 4 | D1PF 14300-KA | D1PZ 14300-K | *7484 |
| 19 | 4 | D1PF 14300-FA | D1PZ 14300-F | *7194 | 53 | 1 | D1PF 14300-UA | D1PZ 14300-U | *6531 |
| 20 | 6 | D1PF 14300-BA | D1PZ 14300-B | *7206 | 56 | 4 | D1PF 14300-LA | D1PZ 14300-L | *7564 |
| 21 | 1 | D1PF 14300-PA | D1PZ 14300-P | *6211 | 65 | 1 | D1PF 14300-VA | D1PZ 14300-V | *6651 |
| 23 | 4 | D1PF 14300-GA | D1PZ 14300-G | *7234 | 75 | 1 | D1PF 14300-XA | D1PZ 14300-X | *6751 |
| 24 | 6 | D1PF 14300-CA | D1PZ 14300-C | *7246 | 104 | 6 | D1PF 14300-AFA | D1PZ 14300-AF | *WC-8085 |

BATTERY CABLE IDENTIFICATION CHART

The following chart will provide quick identification of the service part numbers when the identification marking is known. Also battery cables may be selected by model, year and description in the application chart which follows.

| IDENTIFICATION | PART NUMBER | IDENTIFICATION | PART NUMBER |
|-------------------------------|---------------|----------------|---------------|
| 14300-1 CABLE ASSY. (BATTERY) | | | |
| D2HF 14300-BUA | D1PZ 14300-J | D2TF 14301-EA | D1PZ 14300-J |
| D20F 14300-AC | D1PZ 14300-AG | D2TF 14301-JA | D1PZ 14300-A |
| D20F 14300-BA | D1PZ 14300-E | D2UF 14301-AA | D1PZ 14300-L |
| D20F 14300-CA | D1PZ 14300-E | D3AF 14301-AA | D1PZ 14300-H |
| D2TF 14300-CA | D1PZ 14300-E | D3TF 14301-AA | D1PZ 14300-S |
| D2TF 14300-HA | D1PZ 14300-K | D3TF 14301-AB | D3TZ 14301-B |
| D3TF 14300-AA | D1PZ 14300-D | D3TF 14301-BA | D1PZ 14300-K |
| D3TF 14300-AB | D3TZ 14300-C | D3TF 14301-CA | D1PZ 14300-S |
| D3TF 14300-BA | D5TZ 14300-A | D3TF 14301-DA | D3TZ 14301-D |
| D3TF 14300-CA | D1PZ 14300-D | D3TF 14301-EA | D3TZ 14301-E |
| D4HS 14300-NA | D4HZ 14300-AR | D4HS 14301-JA | D4HZ 14301-AC |
| D5TF 14300-AA | D5TZ 14300-A | D5UF 14301-AB | D5UZ 14301-A |
| D6UF 14300-AA | D1PZ 14300-E | D5UF 14301-AC | D5UZ 14301-A |
| D2HF 14301-BEA | D1PZ 14300-D | D5UF 14301-AD | D5UZ 14301-A |
| D2TF 14301-BA | D1PZ 14300-S | D5UF 14301-CA | D1PZ 14300-E |
| D2TF 14301-CA | D1PZ 14300-J | | |

1973/79
TRUCK SERIES 100/500

SECTION 140 9

| APPLICATION CHART | | | | | | |
|--------------------------------------|---------------------------------------|--------|--------------------|-----------------|---|------|
| YEAR | MODEL/RESTRICTIONS | ENGINE | | PART NUMBER | DESCRIPTION | QTY. |
| | | CYL. | C.I.D. (C.C.D.) | | | |
| 14300-1 CABLE ASSY. (BATTERY) | | | | | | |
| BATTERY TO STARTER RELAY | | | | | | |
| 73/75 | E100/350 -- w/single battery | 6&8 | All | D1PZ 14300-E | *7164-universal-16" long-4 gauge | 1 |
| 77/ | E100/350 -- w/single battery | 6&8 | All | | | 1 |
| 73/77 | B-F500 | 6&8 | All | | | 1 |
| 75/ | E100/350 -- w/dual battery | 6&8 | All | | | 1 |
| 76 | E100/350 -- w/single battery | 6&8 | All | D1PZ 14300-AG | *WC-8118-universal 10" long 4 gauge | 1 |
| 73/ | F100/350 -- w/o diagnostic system | 6&8 | All | D1PZ 14300-D | *7134-universal-13" long-4 gauge | 1 |
| 73 | F100/350 -- w/diagnostic system | 8 | 302, 360, 390 | D3TZ 14300-C | *WC-8203-12" long-6 gauge | 1 |
| 73/ | F100/350 -- w/dual battery | 6&8 | All | D5TZ 14300-A | *WC-8157-A - 26" long - 6 gauge with 50 amp. fuse link | 1 |
| 73/76 | M450/500 -- w/55 amp. battery | 8 | All | D1PZ 14300-J | *7414-universal-41" long-4 gauge | 1 |
| 74/76 | M450/500 -- w/70 or 90 amp. batteries | 8 | All | D4HZ 14300-AR | *WC-8288-70" long-4 gauge | 1 |
| 74/76 | M450/500 -- w/dual batteries | 8 | All | ★ D4HS 14300-MA | From starter relay to aux. battery relay-improvise from B3A 14296-A and B9A 14294-A terminals | 1 |
| 73/77 | P350/500 | 6 | All | D1PZ 14300-K | *7484-universal-48" long-4 gauge | 1 |
| BATTERY TO GROUND | | | | | | |
| 73/74 | B-F500 | 8 | All | D3TZ 14301-D | *WC-8213-48" long-4 gauge | 1 |
| 75/77 | B-F500 -- gas | 6 | All | | | 1 |
| 73 | B-F500 "Before Ser. R20,001" | 6&8 | All | D1PZ 14300-J | *7414-universal-41" long-4 gauge | 1 |
| 73 | F100/350 -- w/o diagnostic system | 8 | 360,390 | | | 1 |
| 75/77 | B500 | 6&8 | All | | | 1 |
| 75/ | E100/350 | 6&8 | All | D5UZ 14301-A | *WC-8293-32" long-4 gauge | 1 |
| 75/ | E100/350 -- w/dual batteries | 6&8 | All | D1PZ 14300-D | *7134-universal-13" long-4 gauge | 1 |
| 73 | F100/350 -- w/diagnostic system | 8 | 302, 360, 390 | D3TZ 14301-B | *WC-8207-33" long-6 gauge | 1 |
| 73/74 | E100/300 | 6&8 | All | D1PZ 14300-L | *7564-universal-56" long-4 gauge | 1 |
| 73/ | F100/350 | 6 | All | D1PZ 14300-S | *6341-universal-34" long-1 gauge | 1 |
| 73/ | F100/350 -- w/o diagnostic system | 8 | 302 | | | 1 |
| 73/ | F100/350 | 8 | 351,400, 460 | | | 1 |
| 77 | E100/350 | 8 | 351M,400 | | | 1 |
| 74/76 | F100/350 | 8 | 360, 390 | | | 1 |
| 73/ | F100/350 -- w/dual batteries | 6&8 | All | D1PZ 14300-K | *7484-universal-48" long-4 gauge | 1 |
| 73/76 | M450/500 -- w/44 amp. battery | 8 | All | D1PZ 14300-D | *7134-universal-13" long-4 gauge | 1 |
| 74/76 | M450/500 -- w/70 or 90 amp. battery | 8 | All | D4HZ 14301-AC | *WC-8289-48" long-4 gauge | 1 |
| 73/77 | P350/500 | 6 | All | D1PZ 14300-A | *7106-universal-10" long-6 gauge | 1 |
| 73/ | All | 6&8 | All | 20317-S16 | (B-296)-bolt (cable to battery terminal)-5/16" -18 x 1 1/4" | 1or2 |
| | | | | 33797-S7 | (M-50)-nut-5/16"-18 | 1or2 |
| 73/77 | B-F100/500 | 6&8 | All | 20386-S8 | (B-53)-bolt (cable to R.H. or L.H. frame side member)-5/16"-18 x 1" | 1 |
| | | | | 33797-S7 | (M-50)-nut-5/16"-18 | AR |
| | | | | ★34941-S7 | Lockwasher-5/16" | AR |
| | | | | 34806-S7 | (X-64)-lockwasher-spring-5/16" | AR |

1973/79
TRUCK SERIES 100/500

| YEAR | MODEL/RESTRICTIONS | ENGINE | | PART NUMBER | DESCRIPTION | QTY. |
|---|--|--------|--------------------|---------------|---|------|
| | | CYL. | C.I.D. (C.C.D.) | | | |
| 14300-1 CABLE ASSY. (BATTERY) — Cont'd | | | | | | |
| BATTERY TO GROUND | | | | | | |
| 73/77 | B-F100/500,P350/500 | 6&8 | All | 20314-S8 | (B-98)-bolt (cable to engine)-7/16"-14 x 1/2" | 1 |
| | | | | 34808-S8 | (X-67)-lockwasher-7/16" | 1 |
| 77 | E100/350,F100/350 | 6&8 | All | 58652-S | (B-99-X)bolt (attach cable to engine 7/16"-14 x 3/4" | AR |
| 77 | E100/350 | 6&8 | All | 381561-S | (MM-295-AD)nut(attach cable to relay) 5/16"-18 | AR |
| 77 | F100/350 | 6&8 | All | 351487-S | (XX-291)washer(attach cable to engine block) 3/8" | AR |
| 77 | B-F500 | 6&8 | All | 374222-S | (XX-348)washer(attach cable to cross member and side rail)7/16" | AR |
| 77 | B-F500 | 6&8 | All | 56340-S | (B-323)bolt(attach cable to cross member and side rail)3/8"-16 x 1 1/8" | AR |
| 73/ | F100/350 | 6&8 | All | 20312-S | (B-75)bolt (attach cable to engine block)3/8"-16 x 1/2" | AR |
| 73/ | F100/350 | 6&8 | All | 33799-S | (M52)nut(attach cable to engine block) 3/8"-16 | AR |
| 73/ | B-F100/500, P350/500 | 6&8 | All | 356628-S | (GG-175)-clip (cable to engine) | 1 |
| 73/ | All | 6&8 | All | 383848-S | (MM-130-FX)nut(attach cable to battery terminal) 1/4"-20 | 2 |
| 73/ | All | 6&8 | All | 383849-S | (BB-842G)bolt(attach cable to battery terminal) 1/4"-20 x 1 3/8" | |
| 73/ | F100/250 | 6&8 | All | 376914-S | (YY-2)-adjustable strap (cable to R.H. fender apron)-nylon | 1 |
| 73/ | P350/500 | 6&8 | All | 20346-S8 | (B-50)-bolt (ground cable to side member)-5/16"-18 x 3/4" | 1 |
| 14A301 BRACKET (RELAY MOUNTING) | | | | | | |
| 79 | E100/350 | 6&8 | All | D9UZ 14A301-A | With power door locks | 1 |
| 14303 CABLE ASSY. (DASH TO ENGINE GROUND) — Refer to group 14431 | | | | | | |
| 14A303 WIRING ASSY. (MARKER LAMP RELAY FEED) | | | | | | |
| 75/ | E100/350 -- w/dual battery without trailer towing package | 6&8 | All | D5UZ 14A303-B | # D5UB 14A303-BA,BB | 1 |
| 75/76 | E100/350 -- w/dual battery and trailer towing package "Before Ser. C25,000" | 6&8 | All | D5UZ 14A303-C | # D5UB 14A303-CA,CB,CC | 1 |
| 76/78 | E100/350 -- w/dual battery and trailer towing package "From Ser. C25,000" | 6&8 | All | D6UZ 14A303-A | # D6UB 14A303-AA | 1 |
| 79 | E100/350 -- exc. (89) w/dual battery and trailer towing package | 6&8 | All | D9UZ 14A303-B | # D9UB 14A303-BA | 1 |
| 79 | E100/350 -- w/power door locks | 6&8 | All | D9UZ 14A303-A | # D9UB 14A303-AC | 1 |
| 73/76 | F250/350 -- w/o dual battery "From Ser. R80, 001" | 6&8 | All | D3TZ 14A303-C | # D3TB 14A303-AB | 1 |
| 73/76 | F250/350 -- w/dual battery | 6&8 | All | D3TZ 14A303-D | # D3TB 14A303-BA,BB, D4TB 14A303-AA | 1 |
| 77 | F100/350 -- w/o dual battery | 6&8 | All | D7TZ 14A303-B | # D7TB 14A303-BA | 1 |
| 78/ | F100/350 -- w/o dual battery | 6&8 | All | D7TZ 14A303-D | # D7TB 14A303-BB | 1 |
| 78/ | F100/350 -- w/or w/o Camper Special, dual battery, heated backlite, trailer tow or fog lamps | 6&8 | All | D7TZ 14A303-E | # D7TB 14A303-CA (Starter relay 11450 to junction block 14448) | 1 |
| 77 | F100/350 -- w/dual battery | 6&8 | All | D7TZ 14A303-A | # D7TB 14A303-AA | 1 |
| 78/ | F100/350 -- w/dual battery | 6&8 | All | D7TZ 14A303-C | # D7TB 14A303-AB | 1 |
| 76 | F100/350 | 6&8 | All | 56910-S | (U-413)screw (attach wiring assy. to Cowl panel) No. 8-18 x 1/2" | 1 |

1973/79
TRUCK SERIES 100/500

| YEAR | MODEL/RESTRICTIONS | ENGINE | | PART NUMBER | DESCRIPTION | QTY. |
|--|--------------------|--------|--------------------|-------------|--|------|
| | | CYL. | C.I.D. (C.C.D.) | | | |
| 14A303 WIRING ASSY. (RELAY FEED) — Cont'd | | | | | | |
| 76/ | F100/350 | 6&8 | All | 34655-S | (M-107)nut(attach wiring assy. to circuit breaker) No. 10-24 | 2 |
| 76/ | F100/350 | 6&8 | All | 95874-S | (Y-6)-strap (attach wiring to R.H. fender apron) | AR |

14305 WIRING ASSY. (ALTERNATOR TO VOLTAGE REGULATOR)

WIRING MARKING or TAG NUMBER TO SERVICE WIRING PART NUMBER GUIDE

The purpose of this guide is to facilitate the identification of the Service Wiring Part Number. The chart that follows lists in numerical sequence the Wiring Loom Markings or Tag Numbers. For many vehicles the Service Wiring Part Number will be the same as the Loom Marking or Tag Part Number. This type of replacement will cause little or no installation problems. However, when the Service Wiring differs from the Loom Marking or Tag Number it will be necessary to match lead wires and to tape up those lead wires which are not required. This is necessary when the Service Wiring has a more general application than the original wiring installed by the factory. Following this guide chart, Service Wiring Part Numbers are listed by model year and vehicle usage which will permit the identification of replacement wiring when the loom identification marking or tag number is not known.

IDENTIFICATION CHART

| WIRING MARKING or TAG NUMBER | SERVICE WIRING PART NUMBER | WIRING MARKING or TAG NUMBER | SERVICE WIRING PART NUMBER |
|---|----------------------------|------------------------------|----------------------------|
| 14305 WIRING ASSY. (ALTERNATOR TO VOLTAGE REGULATOR) | | | |
| C9TB 14305-BA | C9TZ 14305-BA | D3UB 14305-BD | D3UZ 14305-B |
| D0TB 14305-G | C9TZ 14305-BC | ED-D3UB 14305-BE | D3UZ 14305-B |
| D3TB 14305-AA | D3TZ 14305-A | D3UB 14305-CA | D2UZ 14305-G |
| D3TB 14305-AC | D3TZ 14305-A | D3UB 14305-CB | D3UZ 14305-C |
| D3TB 14305-AD | D3TZ 14305-A | D3UB 14305-CD | D3UZ 14305-C |
| D3TB 14305-AE | D3TZ 14305-A | ED-D3UB 14305-CE | D3UZ 14305-C |
| D3TB 14305-AF | D3TZ 14305-A | D3UB 14305-DA | D3UZ 14305-D |
| D3TB 14305-BC | D3TZ 14305-B | D3UB 14305-DD | D3UZ 14305-D |
| D3TB 14305-BD | D3TZ 14305-B | ED-D3UB 14305-DE | D3UZ 14305-D |
| D3TB 14305-BE | D3TZ 14305-B | D4TB 14305-AD | D4TZ 14305-A |
| D3TB 14305-BF | D3TZ 14305-B | D4TB 14305-BD | D4TZ 14305-B |
| D3TB 14305-BG | D3TZ 14305-B | D4TB 14305-JA | D6TZ 14305-A |
| D3TB 14305-CA | D2TZ 14305-A | D4TB 14305-KA | D6TZ 14305-B |
| ED-D3TB 14305-CA | D2TZ 14305-A | D4TB 14305-NA | D4TZ 14305-N |
| D3TB 14305-CB | D2TZ 14305-A | D4TB 14305-UA | D6TZ 14305-K |
| D3TB 14305-DA | D2TZ 14305-B | D4TB 14305-VA | D4TZ 14305-V |
| ED-D3TB 14305-DA | D2TZ 14305-B | D4TB 14305-XA | D4TZ 14305-AA |
| D3TB 14305-DB | D2TZ 14305-B | D4UB 14305-AD | D4UZ 14305-A |
| D3TB 14305-GA | D3TZ 14305-G | D4UB 14305-BD | D4UZ 14305-B |
| D3TB 14305-GB | D3TZ 14305-G | D4UB 14305-CE | D4UZ 14305-J |
| D3TB 14305-GC | D3TZ 14305-G | D4UB 14305-CF | D4UZ 14305-J |
| D3TB 14305-GD | D3TZ 14305-G | D4UB 14305-CG | D4UZ 14305-J |
| D3TB 14305-HA | D3TZ 14305-H | D4UB 14305-DE | D4UZ 14305-K |
| D3TB 14305-HB | D3TZ 14305-H | D4UB 14305-DF | D4UZ 14305-K |
| D3TB 14305-HC | D3TZ 14305-H | D4UB 14305-DG | D4UZ 14305-K |
| D3TB 14305-HD | D3TZ 14305-H | D4UB 14305-ED | D4UZ 14305-E |
| D3TB 14305-HE | D3TZ 14305-H | D4UB 14305-FD | D4UZ 14305-F |
| D3TB 14305-JA | D3TZ 14305-J | D4UB 14305-GE | D4UZ 14305-G |
| D3TB 14305-KA | D3TZ 14305-K | D4UB 14305-GF | D4UZ 14305-G |
| D3TB 14305-LA | D3TZ 14305-H | D4UB 14305-GG | D4UZ 14305-L |
| D3UB 14305-AA | D2UZ 14305-E | D4UB 14305-HE | D4UZ 14305-M |
| ED-D3UB 14305-AA | D2UZ 14305-E | D4UB 14305-HF | D4UZ 14305-M |
| D3UB 14305-AD | D3UZ 14305-A | D4UB 14305-HG | D4UZ 14305-M |
| ED-D3UB 14305-AE | D3UZ 14305-A | D5TB 14305-FA | D4TZ 14305-A |
| D3UB 14305-AH | D3UZ 14305-E | D5TB 14305-GA | D4TZ 14305-B |
| D3UB 14305-BA | D2UZ 14305-F | D5UB 14305-AA | D5UZ 14305-J |
| ED-D3UB 14305-BA | D2UZ 14305-F | D5UB 14305-AB | D5UZ 14305-J |

1973/79
TRUCK SERIES 100/500

IDENTIFICATION CHART

| WIRING MARKING or TAG NUMBER | SERVICE WIRING PART NUMBER | WIRING MARKING or TAG NUMBER | SERVICE WIRING PART NUMBER |
|--|----------------------------|------------------------------|----------------------------|
| 14305 WIRING ASSY. (ALTERNATOR TO VOLTAGE REGULATOR) — Cont'd | | | |
| D5UB 14305-AC | D5UZ 14305-J | D7TB 14305-BB | D7TZ 14305-B |
| D5UB 14305-AD | D5UZ 14305-J | D7TB 14305-CA | D7TZ 14305-C |
| D5UB 14305-BA | D5UZ 14305-K | D7TB 14305-DA | D7TZ 14305-D |
| D5UB 14305-BB | D5UZ 14305-K | D7UB 14305-AA | D7UZ 14305-C |
| D5UB 14305-BC | D5UZ 14305-K | D7UB 14305-BA | D7UZ 14305-D |
| D5UB 14305-BD | D5UZ 14305-K | D8TB 14305-AA | D8TZ 14305-A |
| D5UB 14305-CA | D5UZ 14305-C | D8TB 14305-BA | D8TZ 14305-B |
| D5UB 14305-CB | D5UZ 14305-C | D8TB 14305-CA | D8TZ 14305-C |
| D5UB 14305-CC | D7UZ 14305-C | D8TB 14305-DA | D8TZ 14305-D |
| D5UB 14305-DA | D7UZ 14305-D | D8UB 14305-AA | D9UZ 14305-E |
| D5UB 14305-DB | D7UZ 14305-D | D9TB 14305-AA | D9TZ 14305-A |
| D5UB 14305-DC | D7UZ 14305-D | D9TB 14305-BB | D9TZ 14305-B |
| D6TB 14305-AA | D6TZ 14305-A | D9TB 14305-CA | D9TZ 14305-C |
| D6TB 14305-BA | D6TZ 14305-B | D9TB 14305-DB | D9TZ 14305-D |
| D6TB 14305-EA | D6TZ 14305-E | D9UB 14305-AA | D9UZ 14305-A |
| D6TB 14305-KA | D6TZ 14305-K | D9UB 14305-AB | D9UZ 14305-A |
| D6TB 14305-NB | D7TZ 14305-E | D9UB 14305-BB | D9UZ 14305-B |
| D6TB 14305-PB | D7TZ 14305-B | D9UB 14305-BC | D9UZ 14305-B |
| D6UB 14305-AA | D7UZ 14305-A | D9UB 14305-CA | D9UZ 14305-C |
| D6UB 14305-BA | D7UZ 14305-B | D9UB 14305-CB | D9UZ 14305-C |
| D6UB 14305-CB | D7UZ 14305-C | D9UB 14305-DB | D9UZ 14305-D |
| D6UB 14305-DB | D7UZ 14305-D | D9UB 14305-DC | D9UZ 14305-D |
| D7TB 14305-AB | D7TZ 14305-A | | |

| YEAR | MODEL/RESTRICTIONS | ENGINE | | PART NUMBER | DESCRIPTION | QTY. |
|-------|---|--------|--------------------|-------------|-------------|------|
| | | CYL. | C.I.D. (C.C.D.) | | | |
| 14305 | WIRING ASSY. (ALTERNATOR TO VOLTAGE REGULATOR) | | | | | |
| | NOTE 1 - Includes (1) D40Z 9D886-A wire assy. (solenoid jumper) | | | | | |

| APPLICATION CHART | | | | | | |
|-------------------|----------------------------------|-----|----------|---------------|--|---|
| 73 | B-F500 (84) | 6&8 | All | D2TZ 14305-B | Use w/Ford 42, 55 or 61 amp. alternator | 1 |
| 73 | B-F500 (84) | 6&8 | All | D8TZ 14305-E | Use w/Ford 42, 55 or 61 amp. alternator | 1 |
| 73 | B-F500 (84) | 6&8 | All | C9TZ 14305-BA | Use w/Ford 70 amp. alternator | 1 |
| 74/75 | B-F500 (84) | 6&8 | All | D4TZ 14305-N | Use w/Ford 70 amp. alternator | 1 |
| 74/77 | B-F500 (84) | 6&8 | 300,330 | D6TZ 14305-B | Use w/Ford 38, 40, 42 or 55 amp. alternator | 1 |
| 76/77 | B-F500 (84) | 6&8 | 300,330 | D6TZ 14305-E | Use w/Ford 70 amp. alternator | 1 |
| 73 | E100/300 | 6 | All | D3UZ 14305-D | Use w/ammeter and oil pressure warning lights | 1 |
| 73 | E100/300 | 6 | All | D3UZ 14305-C | Use w/ammeter and oil pressure gauges | 1 |
| 73 | E100/300 "Before Ser. Q80, 001" | 8 | 302 | D3UZ 14305-A | Use w/ammeter and oil pressure warning lights | 1 |
| 73 | E100/300 "From Ser. Q80, 001" | 8 | 302 | D3UZ 14305-E | Use w/ammeter and oil pressure warning lights | 1 |
| 73 | E100/300 "Before Ser. Q80, 001" | 8 | 302 | D3UZ 14305-B | Use w/ammeter and oil pressure gauges | 1 |
| 73 | E100/300 "From Ser. Q80, 001" | 8 | 302 | D3UZ 14305-F | Use w/ammeter and oil pressure gauges | 1 |
| 74 | E100/200 -- w/breakerless ign. | 6 | 300 | D4UZ 14305-M | Use w/ammeter and oil pressure warning lights | 1 |
| | | | | NOTE 1 | | |
| 74 | E100/200 "Before Ser. U60,001" | 6 | 300 | D4UZ 14305-G | Use w/ammeter and oil pressure gauges | 1 |
| 74 | E100/200 "From Ser. U60,001" | 6 | 300 | D4UZ 14305-L | Use w/ammeter and oil pressure gauges | 1 |
| | | | | NOTE 1 | | |
| 74 | E100/300 -- w/o breakerless ign. | 6 | 240, 300 | D4UZ 14305-K | Use w/ammeter and oil pressure warning lights | 1 |
| | | | | NOTE 1 | | |
| 74 | E100/300 | 6 | 240 | D4UZ 14305-J | Use w/ammeter and oil pressure gauges | 1 |
| 74 | E300 | 6 | 300 | NOTE 1 | Use w/ammeter and oil pressure gagues | 1 |
| 74 | E100/300 -- w/o breakerless ign. | 8 | 302 | D4UZ 14305-A | Use w/ammeter and oil pressure warning lights | 1 |
| 74 | E100/300 -- w/breakerless ign. | 8 | 302 | D4UZ 14305-E | Use w'ammeter and oil pressure warning lights | 1 |
| 74 | E100/300 -- w/o breakerless ign. | 8 | 302 | D4UZ 14305-B | Use w. ammeter and oil pressure gauges | 1 |
| 74 | E100/300 -- w/breakerless ign. | 8 | 302 | D4UZ 14305-F | Use w/ammeter and oil pressure gauges | 1 |
| 75/76 | E100/350 | 6&8 | All | D5UZ 14305-J | Use w/ammeter and oil pressure warning lights with Ford 42, 55 or 61 amp. alternator | 1 |
| 75/76 | E100/350 | 6&8 | All | D5UZ 14305-K | Use w/ammeter and oil pressure gauges with Ford 42, 55, or 61 amp. alternator | 1 |

1973/79
TRUCK SERIES 100/500

| YEAR | MODEL/RESTRICTIONS | ENGINE | | PART NUMBER | DESCRIPTION | QTY. |
|-------|---|--------|--------------------|-------------|-------------|------|
| | | CYL. | C.I.D. (C.C.D.) | | | |
| 14305 | WIRING ASSY. (ALTERNATOR TO VOLTAGE REGULATOR) — Cont'd | | | | | |
| | NOTE 1 — Includes (1) D40Z 9D886-A wire assy. (solenoid jumper) | | | | | |

APPLICATION CHART

| | | | | | | | |
|-------|----------------------------------|-----------------------|-----|--------------------|---------------|---|---|
| 75 | E100/350 | "Before Ser. X20,001" | 8 | All | D5UZ 14305-C | Use w/ammeter and oil pressure warning lights with Ford 90 amp. alternator | 1 |
| 75/78 | E100/350 | "From Ser. X20,001" | 6&8 | All | D7UZ 14305-C | Use w/ammeter and oil pressure warning lights w/Ford 70 or 90 amp alternator | 1 |
| 75/76 | E100/350 | "From Ser. C25,001" | 6&8 | All | D5UZ 14305-M | Use w/ammeter and oil pressure gauges with Ford 90 amp. alternator | 1 |
| 76/78 | E100/350 | "From Ser. C25,001" | 6&8 | All | D7UZ 14305-D | use w/ammeter and oil pressure gauges w/Ford 70 or 90 amp alternator | 1 |
| 77/78 | E100/350 | | 6&8 | All | D7UZ 14305-A | Use w/ammeter and oil pressure warning lights w/Ford 40 or 60 amp alternator | 1 |
| 77/78 | E100/350 | | 6&8 | All | D7UZ 14305-B | Use w/ammeter and oil pressure gauges w/Ford 40 or 60 amp alternator | 1 |
| 79 | E100/350 | | 6&8 | All | D9UZ 14305-B | Use w/ammeter and oil pressure gauges and 90 amp. alternator | 1 |
| 79 | E100/350 | | 6&8 | All | D9UZ 14305-D | Use w/ammeter and oil pressure gauges w/o 90 amp. alternator | 1 |
| 79 | E100/350 | | 6&8 | All | D9UZ 14305-A | Use w/ammeter and oil pressure warning lights and 90 amp. alternator | 1 |
| 79 | E100/350 | | 6&8 | All | D9UZ 14305-C | Use w/ammeter and oil pressure warning lights w/o 90 amp. alternator | 1 |
| 73 | F100/350 | | 6 | All | D3TZ 14305-A | Use w/ammeter and oil pressure warning lights | 1 |
| 73 | F250/350 | | 8 | All | | Use w/ammeter and oil pressure warning lights | 1 |
| 73 | F100/350 | | 6 | All | D3TZ 14305-B | Use w/ammeter and oil pressure gauges | 1 |
| 73 | F250/350 — w/o diagnostic system | | 8 | All | | Use w/ammeter and oil pressure gauges | 1 |
| 73 | F100 | | 8 | 302, 360, 390, 460 | D3TZ 14305-G | Use w/ammeter and oil pressure warning lights | 1 |
| 73 | F100 — w/o diagnostic system | | 8 | 302, 360, 390 | D3TZ 14305-H | Use w/ammeter and oil pressure gauges | 1 |
| 73 | F100 | | 8 | 460 | | Use w/ammeter and oil pressure gauges | 1 |
| 74 | F100/350 | | 6&8 | All | D4TZ 14305-V | Use w/ammeter and oil pressure warning lights and Ford 61 amp. alternator | 1 |
| 74 | F100/350 | | 6&8 | All | D4TZ 14305-AA | Use w/ammeter and oil pressure gauges and Ford 61 amp. alternator | 1 |
| 74/76 | F100/350 | | 6&8 | All | D4TZ 14305-A | Use w/ammeter and oil pressure warning lights and Ford 38, 42 or 55 amp. alternator | 1 |
| 75/76 | F100/350 | | 6&8 | All | | Use w/ammeter and oil pressure warning lights | 1 |
| 74/76 | F100/350 | | 6&8 | All | D4TZ 14305-B | Use w/ammeter and oil pressure gauges and Ford 38, 42 or 55 amp. alternator | 1 |
| 75/76 | F100/350 | | 6&8 | All | | Use w/ammeter and oil pressure gauges | 1 |
| 77 | F100/350 | | 6&8 | All | D7TZ 14305-A | Use w/ammeter and oil pressure warning lights and Ford 70 amp. alternator | 1 |
| 77 | F100/350 | | 6&8 | All | D7TZ 14305-B | Use w/ammeter and oil pressure gauges and Ford 70 amp. alternator | 1 |
| 77 | F100/350 | | 6&8 | All | D7TZ 14305-C | Use w/ammeter and oil pressure warning light and Ford 40 or 60 amp. alternator | 1 |
| 77 | F100/350 | | 6&8 | All | D7TZ 14305-D | Use w/ammeter and oil pressure gauges and Ford 40 or 60 amp. alternator | 1 |

1973/79
TRUCK SERIES 100/500

| YEAR | MODEL/RESTRICTIONS | ENGINE | | PART NUMBER | DESCRIPTION | QTY. |
|--|---|--------|--------------------|---------------|--|------|
| | | CYL. | C.I.D. (C.C.D.) | | | |
| 14305 WIRING ASSY. (ALTERNATOR TO VOLTAGE REGULATOR) — Cont'd NOTE 1 — Includes (1) D40Z 9D886-A wire assy. (solenoid jumper) | | | | | | |
| APPLICATION CHART | | | | | | |
| 78 | F100/350 | 6&8 | All | D8TZ 14305-A | Use w/ammeter and oil pressure warning lights and Ford 70 amp. alternator | 1 |
| 78 | F100/350 | 6&8 | All | D8TZ 14305-B | Use w/ammeter and oil pressure gauges and Ford 70 amp. alternator | 1 |
| 78 | F100/350 | 6&8 | All | D8TZ 14305-C | Use w/ammeter and oil pressure warning lights and Ford 40 or 60 amp. alternators | 1 |
| 78 | F100/350 | 6&8 | All | D8TZ 14305-D | Use w/ammeter and oil pressure gauges and Ford 40 or 60 amp. alternators | 1 |
| 79 | F100/350 | 6&8 | All | D9TZ 14305-B | Use w/ammeter and oil pressure gauges and 70 amp. alternator | 1 |
| 79 | F100/350 | 6&8 | All | D9TZ 14305-D | Use w/ammeter and oil pressure gauges and Ford 40/65 amp. alternators | 1 |
| 79 | F100/350 | 6&8 | All | D9TZ 14305-A | Use w/ammeter and oil pressure warning lights and 70 amp. alternator | 1 |
| 79 | F100/350 | 6&8 | All | D9TZ 14305-C | Use w/ammeter and oil pressure warning lights and Ford 40/65 amp. alternators | 1 |
| 73 | F500 (81) | 6&8 | All | D2TZ 14305-A | Use w/Ford 42 or 55 amp. alternator | 1 |
| 73 | F500 (81) | 6&8 | All | C9TZ 14305-BC | Use w/Ford 70 amp. alternator | 1 |
| 74/77 | F500 (81) | 6&8 | All | D6TZ 14305-K | Use w/Ford 70 or 90 amp. alternator | 1 |
| 74/77 | F500 (81) | 6&8 | 300,330 | D6TZ 14305-A | Use w/Ford 40 amp. alternator | 1 |
| 73/77 | B500 | 8 | All | 357946-S8 | (GG-152)-clip (alternator wiring to alternator) | 1 |
| 73/ | F100/250 | 6&8 | All | 376914-S | (YY-2)-strap (wiring to R.H. fender apron)-adjustable | 1 |
| 75/ | E100/350 | 6&8 | All | 378771-S | (GG143-C)clip (attach 14305 wiring to rear of alternator) | AR |
| 75/77 | F500 | 6&8 | All | | | AR |
| 75/ | E100/350 | 6&8 | All | 383775-S | (GG-367)clip (attach wiring to R.H. side cowl panel) | AR |
| 75/ | E100/350 | 6&8 | All | 383255-S | (MM-296-AC)nut (attach wiring to rear of alternator) No. 10-24 | AR |
| 75/77 | F500 | 6&8 | All | | | AR |
| 75/ | E-F100/350 | 6&8 | All | 383256-S | (MM-296-AE)nut (attach wiring to rear of alternator) 1/4"-20 | AR |
| 75/77 | F500 | 6&8 | All | | | AR |
| 75/ | E100/350 | 6&8 | All | 95874-S | (Y-6)strap (attach wiring to rear of alternator) | 1 |
| 75/ | F100/350 | 6&8 | All | 383207-S | (GG-271)Clip (attach wiring to front fender apron) | 2 |
| 14308 WIRE ASSY. (HORN SWITCH) | | | | | | |
| 73/77 | P350/500 | 6 | All | B6C 14308-A | 72 1/2" long | 1 |
| 14A309 SHELL (WIRE CONNECTOR) | | | | | | |
| 73/77 | B500 | 6&8 | All | C8TZ 14A309-C | Nylon | AR |
| 73/77 | F500 -- w/dual vacuum brakes | 6&8 | All | | | AR |
| 73/ | F100/500 -- with deluxe heater | 6&8 | All | C8TZ 14A309-A | Plastic | 1 |
| 75/77 | B-F500 | 6&8 | All | C9TZ 14A309-A | | AR |
| 14A313 WIRING ASSY. (WARNING INDICATOR) | | | | | | |
| 73/74 | E100/300 -- A/C and aux. heater | 8 | 302 | D3UZ 14A313-A | # D3UB 14A313-AB | 1 |
| 73/74 | E100/300 -- A/C w/o aux. heater | 8 | 302 | D3UZ 14A313-B | # D3UB 14A313-BB | 1 |
| 14334 Refer to group 13A709 or 13A719 | | | | | | |
| 14A341 OUTLET AND WIRE ASSY. (TRAILER TOWING) | | | | | | |
| 75/77 | F500 -- w/trailer towing pkg. | 6&8 | All | D5TZ 14A341-A | # D5TB 14A341-AA | 1 |
| 14A346 WIRE ASSY. (TRAILER BATTERY FEED) | | | | | | |
| 73/76 | F100/350 -- w/trailer towing pkg. "Before Ser. C25,000" | 6&8 | All | D3TZ 14A346-A | # D3TB 14A346-AB, AC or AD | 1 |
| 76 | F100/350-- "From Ser. C25,000" | 6&8 | All | D6TZ 14A346-B | # D6TB 14A346-BA | 1 |
| 77 | F100/350 -- w/trailer towing pkg. | 6&8 | All | D7TZ 14A346-A | # D7TB 14A346-AA | 1 |

**1973/79
TRUCK SERIES 100/500**

| YEAR | MODEL/RESTRICTIONS | ENGINE | | PART NUMBER | DESCRIPTION | QTY. |
|---|---|--------|--------------------|--------------------------------|--|------------------------------|
| | | CYL. | C.I.D. (C.C.D.) | | | |
| 14A346 WIRE ASSY. (TRAILER BATTERY FEED) — Cont'd | | | | | | |
| 78/ | F100/350 -- w/trailer towing pkg. | 6&8 | All | D7TZ 14A346-B | # D7TB 14A346-AB, D8TB 14A346-BA | 1 |
| 75/76 | E100/350 "Before Ser. C25,000" | 6&8 | All | D5UZ 14A346-A | # D5UB 14A346-AB | 1 |
| 76/78 | E100/350 "From Ser. C25,000" | 6&8 | All | D6UZ 14A346-A | # D6UB 14A346-AA | 1 |
| 79 | E100/350 | 6&8 | All | D9UZ 14A346-A | # D9UB 14A346-AA | 1 |
| 75/ | F100/350 | 6&8 | All | 95874-S | (Y-6)Strap (attach wiring to rear lamp wiring and to 14401 at RH cowl) | 2 |
| 77 | F100/350 | 6&8 | All | 56910-S | (U-413)-screw (attach wiring to cowl top outer) No. 8-18 x 1/2" | AR |
| 14A347 CONNECTOR KIT (TRAILER WIRING) | | | | | | |
| 73/74 | E100/300, F100/350 | 6&8 | All | C7AZ 14A347-A | | 1 |
| Consists of | | | | | | |
| | 1-C6RA 13A496-A | | | Bracket-trailer lamp plug mtg. | 2-34657-S8 | Nut and washer assy.-1/4"-20 |
| | 1-C8PJ 14487-A | | | Connector assy.-wiring | 2-36822-S8 | Bolt-No. 10-32 x 1/2" |
| | 2-20324-S8 | | | Bolt-1/4"-20 x 5/8" | 2-44713-S13 | Flat washer-No. 10 |
| | 2-34656-S8 | | | Nut and washer assy.-No. 10-32 | 1-Instruction sheet | |
| 14A348 WIRE ASSY. (TRAILER BRAKE CONTROL SWITCH RELEASE) | | | | | | |
| 73/ | F100/350 -- w/trailer towing pkg. | 6&8 | All | D7TZ 14A348-A | # D7TB 14A348-AA, D2AB 14A348-BA | 1 |
| 75/ | E100/350 -- w/trailer towing pkg. | 6&8 | All | | | 1 |
| 14A382 WIRING ASSY. (JUMPER WARNING INDICATOR) | | | | | | |
| 77 | F250 -- 4/W/D -- with camper | 6&8 | All | D7TZ 14A382-A | # D7TB 14A382-AA | 1 |
| 14398 WIRING ASSY. (DASH PANEL TO ENGINE) | | | | | | |
| 73/74 | M450/500- "Before Ser. U00,001" | 8 | All | D3HZ 14398-AC | # D2HS 14398-ACA | 1 |
| 74/76 | M450/500-w/o speed cont. "From Ser. U00,001" | 8 | All | D4HZ 14398-Y | # D4HS 14398-LA | 1 |
| 75 | M450/500 -- w/speed control - "Before Ser. W00,001" | 8 | All | D5HZ 14398-S | # D4HS 14398-SA | 1 |
| 75/76 | M450/500 -- w/speed control - "From Ser. W00,001" | 8 | All | D5HZ 14398-T | # D5HS 14398-LA | 1 |

1973/79
TRUCK SERIES 100/500

IMPORTANT: Always furnish appropriate warranty or rating plate information and DSO number if applicable when ordering parts not listed in the catalog.

WIRING MARKING or TAG NUMBER TO SERVICE WIRING PART NUMBER GUIDE

The purpose of this guide is to facilitate the identification of the Service Wiring Part Number. The chart that follows lists in numerical sequence the Wiring Markings or Tag Numbers. For many vehicles the Service Wiring Part Number will be the same as the Wiring Marking or Tag Part Number. This type of replacement will cause little or no installation problems. However, when the Service Wiring differs from the Wiring Marking or Tag Number it will be necessary to match lead wires and to tape up those lead wires which are not required. This is necessary when the Service Wiring has a more general application than the original Wiring installed by the factory. Following this guide chart, Service Wiring Part Numbers are listed by model year and vehicle usage which will permit the identification of replacement wiring when the wiring identification marking or tag number is not known.

IDENTIFICATION GUIDE

| IDENTIFICATION | PART NUMBER | IDENTIFICATION | PART NUMBER |
|--|----------------|------------------|--------------|
| 14401 WIRING ASSY. (INSTRUMENT PANEL TO DASH PANEL) | | | |
| D3HS 14401-AJA | D3HZ 14401-AJ | D4UB 14401-CD | D4UZ 14401-E |
| D3HS 14401-ANA | D3HZ 14401-AJ | D4UB 14401-CE | D4UZ 14401-E |
| D3TB 14401-AF | D3TZ 14401-R | D4UB 14401-DB | D4UZ 14401-F |
| ED-D3TB 14401-AK | D3TZ 14401-R | D4UB 14401-DC | D4UZ 14401-F |
| D3TB 14401-AL | D3TZ 14401-R | D4UB 14401-DD | D4UZ 14401-F |
| D3TB 14401-BF | D3TZ 14401-B | D5HS 14401-DA | D5HZ 14401-H |
| ED-D3TB 14401-BJ | D3TZ 14401-S | D5TB 14401-AA | D5TZ 14401-A |
| D3TB 14401-BL | D3TZ 14401-S | D5TB 14401-AB | D5TZ 14401-A |
| D3TB 14401-CD | D3TZ 14401-C | D5TB 14401-AC | D5TZ 14401-A |
| D3TB 14401-CF | D3TZ 14401-T | D5TB 14401-AD | D5TZ 14401-A |
| D3TB 14401-CG | D3TZ 14401-T | D5TB 14401-AE | D5TZ 14401-A |
| D3TB 14401-CH | D3TZ 14401-T | D5TB 14401-CA | D5TZ 14401-C |
| D3TB 14401-DA | D3TZ 14401-M | D5TB 14401-CC | D5TZ 14401-C |
| D3TB 14401-DB | D3TZ 14401-M | D5TB 14401-CD | D5TZ 14401-C |
| D3TB 14401-DC | D3TZ 14401-M | D5TB 14401-CE | D5TZ 14401-C |
| D3TB 14401-EC | D3TZ 14401-H | D5TB 14401-CF | D5TZ 14401-C |
| D3TB 14401-ED | D3TZ 14401-H | D5TB 14401-CG | D5TZ 14401-C |
| D3TB 14401-GB | D3TZ 14401-G | D5TB 14401-DA | D5TZ 14401-V |
| ED-D3TB 14401-GB | D3TZ 14401-G | D5TB 14401-DB | D5TZ 14401-V |
| D3TB 14401-GC | D3TZ 14401-G | ED-D5TB 14401-DC | D5TZ 14401-V |
| D3TB 14401-GD | D3TZ 14401-G | D5TB 14401-DC | D5TZ 14401-V |
| D3TB 14401-HA | ★ D3TZ 14401-N | D5TB 14401-DE | D5TZ 14401-V |
| D3UB 14401-AC | D3UZ 14401-A | D5TB 14401-DF | D5TZ 14401-V |
| D3UB 14401-BC | D3UZ 14401-B | D5TB 14401-EC | D5TZ 14401-E |
| D4HS 14401-FA | D4HZ 14401-R | D5TB 14401-ED | D5TZ 14401-E |
| D4TB 14401-AD | D4TZ 14401-A | ED-D5TB 14401-ED | D5TZ 14401-E |
| D4TB 14401-AG | D4TZ 14401-J | D5TB 14401-EE | D5TZ 14401-T |
| D4TB 14401-BD | D4TZ 14401-K | D5TB 14401-EG | D5TZ 14401-Y |
| D4TB 14401-BG | D4TZ 14401-K | D5TB 14401-EH | D5TZ 14401-Y |
| D4TB 14401-CD | D4TZ 14401-C | D5TB 14401-FA | D5TZ 14401-F |
| D4TB 14401-DD | D4TZ 14401-D | D5TB 14401-FB | D5TZ 14401-F |
| D4TB 14401-EB | D4TZ 14401-E | D5TB 14401-LA | D5TZ 14401-L |
| D4TB 14401-GC | D4TZ 14401-G | D5TB 14401-LB | D5TZ 14401-L |
| D4TB 14401-JA | D3TZ 14401-H | D5TB 14401-LC | D5TZ 14401-L |
| D4TB 14401-LA | D4TZ 14401-M | D5TB 14401-MA | D5TZ 14401-M |
| D4TB 14401-XA | D4TZ 14401-AA | ED-D5TB 14401-MA | D5TZ 14401-M |
| D4UB 14401-AB | D4UZ 14401-A | D5TB 14401-NA | D5TZ 14401-N |
| D4UB 14401-BB | D4UZ 14401-B | ED-D5TB 14401-NA | D5TZ 14401-N |
| D4UB 14401-CC | D4UZ 14401-E | D5TB 14401-PA | D5TZ 14401-P |

1973/79
TRUCK SERIES 100/500

IDENTIFICATION GUIDE

| IDENTIFICATION | | PART NUMBER | | IDENTIFICATION | | PART NUMBER | |
|---|----------|-------------|---------|----------------|----------|-------------|---------|
| 14401 WIRING ASSY. (INSTRUMENT PANEL TO DASH PANEL) — Cont'd | | | | | | | |
| D5TB | 14401-SA | D5TZ | 14401-S | D7UB | 14401-BA | D7UZ | 14401-B |
| D5UB | 14401-AC | D5UZ | 14401-A | D7UB | 14401-BC | D7UZ | 14401-B |
| D5UB | 14401-AD | D5UZ | 14401-A | D7UB | 14401-BD | D7UZ | 14401-B |
| D5UB | 14401-AE | D5UZ | 14401-A | D7UB | 14401-BE | D7UZ | 14401-D |
| D5UB | 14401-AF | D5UZ | 14401-A | D7UB | 14401-BF | D7UZ | 14401-D |
| D5UB | 14401-AG | D5UZ | 14401-A | D8TB | 14401-CD | D8TZ | 14401-C |
| D5UB | 14401-AH | D5UZ | 14401-A | ED D8TB | 14401-CD | D8TZ | 14401-C |
| D5UB | 14401-AJ | D5UZ | 14401-A | D8TB | 14401-CG | D8TZ | 14401-J |
| D5UB | 14401-AK | D5UZ | 14401-A | D8TB | 14401-CK | D8TZ | 14401-R |
| D5UB | 14401-AM | D5UZ | 14401-A | D8TB | 14401-DD | D8TZ | 14401-D |
| D5UB | 14401-BC | D5UZ | 14401-B | ED D8TB | 14401-DD | D8TZ | 14401-D |
| D5UB | 14401-BD | D5UZ | 14401-B | D8TB | 14401-DG | D8TZ | 14401-K |
| D5UB | 14401-BE | D5UZ | 14401-B | D8TB | 14401-DK | D8TZ | 14401-S |
| D5UB | 14401-BF | D5UZ | 14401-B | D8TB | 14401-EB | D8TZ | 14401-E |
| D5UB | 14401-BG | D5UZ | 14401-B | ED D8TB | 14401-EB | D8TZ | 14401-E |
| D5UB | 14401-BH | D5UZ | 14401-B | D8TB | 14401-EE | D8TZ | 14401-L |
| D5UB | 14401-BJ | D5UZ | 14401-B | D8TB | 14401-EH | D8TZ | 14401-T |
| D5UB | 14401-BK | D5UZ | 14401-B | D8TB | 14401-FB | D8TZ | 14401-F |
| D5UB | 14401-BL | D5UZ | 14401-B | ED D8TB | 14401-FB | D8TZ | 14401-F |
| D5UB | 14401-BM | D5UZ | 14401-B | D8TB | 14401-FE | D8TZ | 14401-M |
| D5UB | 14401-BP | D5UZ | 14401-B | D8TB | 14401-FH | D8TZ | 14401-U |
| D6TA | 14401-AA | D7HZ | 14401-A | D8UB | 14401-AB | D8UZ | 14401-A |
| D6TA | 14401-DA | D5TZ | 14401-C | D8UB | 14401-AH | D8UZ | 14401-G |
| D6TB | 14401-DE | D6TZ | 14401-D | ED D8UB | 14401-AH | D9UZ | 14401-A |
| ED D6TB | 14401-DE | D6TZ | 14401-D | ED D8UB | 14401-AB | D8UZ | 14401-A |
| D6TB | 14401-DH | D6TZ | 14401-D | D8UB | 14401-BB | D8UZ | 14401-B |
| D6TB | 14401-ED | D6TZ | 14401-E | ED D8UB | 14401-BB | D8UZ | 14401-B |
| ED D6TB | 14401-ED | D6TZ | 14401-E | D8UB | 14401-BG | D8UZ | 14401-H |
| D6TB | 14401-EE | D6TZ | 14401-E | ED D8UB | 14401-BG | D9UZ | 14401-B |
| D6TB | 14401-FD | D6TZ | 14401-F | D8UB | 14401-CF | D8UZ | 14401-J |
| ED D6TB | 14401-FD | D6TZ | 14401-F | D8UB | 14401-DE | D8UZ | 14401-K |
| D6TB | 14401-FG | D6TZ | 14401-F | D9TB | 14401-CE | D9TZ | 14401-C |
| D6TB | 14401-NA | D6TZ | 14401-N | D9TB | 14401-DE | D9TZ | 14401-D |
| D6UB | 14401-AD | D6UZ | 14401-A | D9TB | 14401-EE | D9TZ | 14401-E |
| D6UB | 14401-AF | D6UZ | 14401-A | D9TB | 14401-FE | D9TZ | 14401-F |
| D6UB | 14401-BE | D6UZ | 14401-B | D9UB | 14401-AC | D9UZ | 14401-A |
| D6UB | 14401-BF | D6UZ | 14401-B | D9UB | 14401-AD | D9UZ | 14401-A |
| D6UB | 14401-BH | D6UZ | 14401-B | D9UB | 14401-AE | D9UZ | 14401-A |
| D7HT | 14401-CB | D7HZ | 14401-A | D9UB | 14401-BA | D9UZ | 14401-B |
| D7HT | 14401-CC | D7HZ | 14401-A | D9UB | 14401-BB | D9UZ | 14401-B |
| D7HT | 14401-JB | D7HZ | 14401-J | D9UB | 14401-BC | D9UZ | 14401-B |
| D7TB | 14401-AC | D7TZ | 14401-A | D9UB | 14401-CC | D9UZ | 14401-C |
| D7TB | 14401-BC | D7TZ | 14401-B | D9UB | 14401-CD | D9UZ | 14401-C |
| D7UB | 14401-AA | D7UZ | 14401-C | D9UB | 14401-CE | D9UZ | 14401-C |
| D7UB | 14401-AC | D7UZ | 14401-C | D9UB | 14401-DA | D9UZ | 14401-D |
| D7UB | 14401-AD | D7UZ | 14401-C | D9UB | 14401-DB | D9UZ | 14401-D |
| D7UB | 14401-AE | D7UZ | 14401-C | D9UB | 14401-DC | D9UZ | 14401-D |
| D7UB | 14401-AF | D7UZ | 14401-C | | | | |

APPLICATION CHART

| YEAR | MODEL/RESTRICTIONS | ENGINE | | PART NUMBER | DESCRIPTION | QTY. |
|---|--------------------------------|--------|--------------------|--------------|-------------|------|
| | | CYL. | C.I.D. (C.C.D.) | | | |
| 14401 WIRING ASSY. (INSTRUMENT PANEL TO DASH PANEL) — Cont'd | | | | | | |
| 76/77 | B-F500(84) | 6&8 | All | D7HZ 14401-A | | 1 |
| 73/74 | B-F500(84) | 6&8 | All | D3TZ 14401-M | | 1 |
| | "Before Ser. U40,001" | | | | | |
| 74/75 | B-F500(84) | 6&8 | All | D4TZ 14401-M | | 1 |
| | "From Ser. U40,001 to W00,001" | | | | | |

1973/79
TRUCK SERIES 100/500

| YEAR | MODEL/RESTRICTIONS | ENGINE | | PART NUMBER | DESCRIPTION | QTY. |
|---|--|--------|-------------------------|--------------|---|------|
| | | CYL. | C.I.D. (C.C.D.) | | | |
| 14401 WIRING ASSY. (INSTRUMENT PANEL TO DASH PANEL) — Cont'd | | | | | | |
| 75 | B-F500(84) "From Ser. W00,001 to W40,001" | 6&8 | All | D5TZ 14401-P | | 1 |
| 75 | B-F500(84) "From Ser. W40,001" | 6&8 | All | D5TZ 14401-A | | 1 |
| 73 | E100/300 | 6&8 | All | D3UZ 14401-A | Use w/ammeter and oil pressure warning lights | 1 |
| 73 | E100/300 | 6&8 | All | D3UZ 14401-B | Use w/ammeter and oil pressure gauges | 1 |
| 74 | E100/300 -- w/o breakerless ign. | 6&8 | All | D4UZ 14401-A | Use w/ammeter and oil pressure warning lights | 1 |
| 74 | E100/300 -- w/breakerless ign. | 8 | All | D4UZ 14401-E | Use w/ammeter and oil pressure warning lights | 1 |
| 74 | E100/300 -- w/breakerless ign. | 6 | All | | Use w/ammeter and oil pressure warning lights | 1 |
| 74 | E100/300 -- w/o breakerless ign. | 6&8 | All | D4UZ 14401-B | Use w/ammeter and oil pressure gauges | 1 |
| 74 | E100/300 -- w/breakerless ign. | 8 | All | D4UZ 14401-F | Use w/ammeter and oil pressure gauges | 1 |
| 74 | E100/300 -- w/breakerless ign. | 6 | All | | Use w/ammeter and oil pressure gauges | 1 |
| 75 | E100/350 | 6&8 | All | D5UZ 14401-A | Use w/ammeter and oil pressure warning lights | 1 |
| 75 | E100/350 | 6&8 | All | D5UZ 14401-B | Use w/ammeter and oil pressure gauges | 1 |
| 76 | E100/350 | 6&8 | All | D6UZ 14401-A | Use w/ammeter and oil pressure warning lights | 1 |
| 76 | E100/350 | 6&8 | All | D6UZ 14401-B | Use w/ammeter and oil pressure gauges | 1 |
| 77 | E100/350 | 6&8 | All | D7UZ 14401-C | Use w/ammeter and oil pressure warning lights | 1 |
| 77 | E100/350 "Before Ser. Y00,001" | 6&8 | All | D7UZ 14401-B | Use w/ammeter and oil pressure gauges | 1 |
| 77 | E100/350 "From Ser. Y00,001" | 6&8 | All | D7UZ 14401-D | Use w/ammeter and oil pressure gauges | 1 |
| 78 | E100/350 "Before Ser. BE0,001" | 6&8 | All | D8UZ 14401-A | Use w/ammeter and oil pressure warning lights | 1 |
| 78 | E100/350 -- w/o auxiliary fuel tank "From Ser. BE0,001" | 6&8 | All | D8UZ 14401-G | Use w/ammeter and oil pressure warning lights | 1 |
| 78 | E100/350 "Before Ser. BE0,001" | 6&8 | All | D8UZ 14401-B | Use w/ammeter and oil pressure gauges | 1 |
| 78 | E100/350 -- w/o auxiliary fuel tank "From Ser. BE0,001" | 6&8 | All | D8UZ 14401-H | Use w/ammeter and oil pressure gauges | 1 |
| 78 | E100/350 -- w/ auxiliary fuel tank "From Ser. BE,001" | 6&8 | All | D8UZ 14401-J | Use w/ammeter and oil pressure warning lights | 1 |
| 78 | E100/350 -- w/auxiliary fuel tank "From Ser. BE,001" | 6&8 | All | D8UZ 14401-K | Use w/ammeter and oil pressure gauges | 1 |
| 79 | E100/350 -- w/auxiliary fuel tank | 6&8 | All | D9UZ 14401-D | Use w/ammeter and oil pressure gauges | 1 |
| 79 | E100/350 -- w/auxiliary fuel tank | 6&8 | All | D9UZ 14401-C | Use w/ammeter and oil pressure warning lights | 1 |
| 79 | E100/350 -- w/o auxiliary fuel tank | 6&8 | All | D9UZ 14401-B | Use w/ammeter and oil pressure gauges | 1 |
| 79 | E100/350 -- w/o auxiliary fuel tank | 6&8 | All | D9UZ 14401-A | Use w/ammeter and oil pressure warning lights | 1 |
| 73 | F100/350(81) | 6&8 | All | D3TZ 14401-R | Use w/ammeter and oil pressure warning lights | 1 |
| 73 | F100/350(81) -- w/o diagnostic system "Before Ser. R20, 001" | 6&8 | All | D3TZ 14401-B | Use w/ammeter and oil pressure gauges | 1 |
| 73 | F100/350(81) -- w/o diagnostic system "From Ser. R20,001" | 6&8 | All | D3TZ 14401-S | Use w/ammeter and oil pressure gauges | 1 |
| 73 | F350(84) "Before Ser. S00,001" | 6&8 | All | D3TZ 14401-C | | 1 |
| 73 | F350(84) "From Ser. S00,001" | 6&8 | All | D3TZ 14401-T | | 1 |
| 73/75 | F500(81) "Before Ser. W80,001" | 6&8 | All | D3TZ 14401-J | | 1 |
| 74 | F100/350(81) -- w/o breakerless ign. | 6&8 | 240, 300, 302, 360, 390 | D4TZ 14401-C | Use w/ammeter and oil pressure warning lights | 1 |
| 74 | F100/350(81) -- w/o breakerless ign. | 6&8 | 240, 300, 302, 360, 390 | D4TZ 14401-D | Use w/ammeter and oil pressure gauges | 1 |
| 74 | F100/350(81) -- "Before Ser. T00,001" | 8 | 460 | D4TZ 14401-A | Use w/ammeter and oil pressure warning lights | 1 |
| 74 | F100/350(81) -- w/breakerless ign. "Before Ser. T00,001" | 6&8 | 300, 302, 360, 390 | | Use w/ammeter and oil pressure warning lights | 1 |

1973/79
TRUCK SERIES 100/500

| YEAR | MODEL/RESTRICTIONS | ENGINE | | PART NUMBER | DESCRIPTION | QTY. |
|---|---|--------|--------------------|--------------|--|------|
| | | CYL. | C.I.D. (C.C.D.) | | | |
| 14401 WIRING ASSY. (INSTRUMENT PANEL TO DASH PANEL) — Cont'd | | | | | | |
| 74 | F100/350(81) — w/breakerless ign. "From Ser. T00,001" | 6&8 | 300,302, 360, 390 | D4TZ 14401-J | Use w/ammeter and oil pressure warning lights | 1 |
| 74 | F100/350(81) "From Ser. T00,001" | 8 | 460 | | Use w/ammeter and oil pressure warning lights | 1 |
| 74 | F100/350(81) — w/breakerless ign. | 6&8 | 300,302, 360, 390 | D4TZ 14401-K | Use w/ammeter and oil pressure gauges | 1 |
| 74 | F100/350(81) | 8 | 460 | | Use w/ammeter and oil pressure gauges | 1 |
| 75 | F100/350(81) "Before Ser. W00,001" | 6&8 | 300,360, 390 | D5TZ 14401-M | Use w/ammeter and oil pressure warning lights | 1 |
| 75 | F100/350(81) w/o breakerless ign. "Before Ser. W00,001" | 6&8 | 300,360, 390 | D5TZ 14401-N | Use w/ammeter and oil pressure gauges | 1 |
| 75/76 | F100(81) "From Ser. W00,001 to B50,001" | 6&8 | All | D5TZ 14401-V | Use w/ammeter and oil pressure warning lights | 1 |
| 75/76 | F100/350(81) "From Ser. W00,001 to B50,001" | 8 | 460 | | | 1 |
| 75/76 | F100/350(81) "From Ser. W00,001 to B50,001" | 6&8 | 300,360, 390 | | Use w/ammeter and oil pressure warning lights | 1 |
| 75 | F100/350(81) "Before Ser. W20,001" w/breakerless ign. | 6&8 | All | D5TZ 14401-E | Use w/ammeter and oil pressure gauges | 1 |
| 75 | F100/350(81) "From Ser. W20,001 to W60,001" | 6&8 | All | D5TZ 14401-T | Use w/ammeter and oil pressure gauges | 1 |
| 75 | F100/350(81) "From Ser. W60,001" | 6&8 | All | D5TZ 14401-Y | Use w/ammeter and oil pressure gauges | 1 |
| 74/75 | F350(84) "Before Ser. W00,001" | 6&8 | All | D4TZ 14401-E | | 1 |
| 75 | F350(84) "From Ser. W00,001" | 6&8 | All | D5TZ 14401-F | | 1 |
| 76 | F350(84) | 6&8 | All | D6TZ 14401-E | | 1 |
| 76 | F100/350 | 6&8 | All | D6TZ 14401-D | Use w/ammeter and oil pressure gauges | 1 |
| 76 | F100/350 "From Ser. B50,001" | 6&8 | All | D6TZ 14401-F | Use w/ammeter and oil warning lights | 1 |
| 77 | F100/350(81) | 6&8 | All | D7TZ 14401-A | Use w/ammeter and oil pressure warning lights | 1 |
| 77 | F100/350(81) | 6&8 | All | D7TZ 14401-B | Use w/ammeter and oil pressure gauges | 1 |
| 78 | F100/350 "Before Ser. BE0,001" | 6&8 | All | D8TZ 14401-C | Use w/ammeter and oil pressure warning lights, w/o auxiliary fuel tank | 1 |
| 78 | F100/350 "From Ser. BE0,001 to Ser. CA0,001" | 6&8 | All | D8TZ 14401-J | Use w/ammeter and oil pressure warning lights, w/o auxiliary fuel tank | 1 |
| 78 | F100/350 "From Ser. CA0,001" | 6&8 | All | D8TZ 14401-R | Use w/ammeter and oil pressure warning lights, w/o auxiliary fuel tank | 1 |
| 78 | F100/350 "Before Ser. BE0,001" | 6&8 | All | D8TZ 14401-D | Use w/ammeter and oil pressure gauges, w/o auxiliary fuel tank | 1 |
| 78 | F100/350 "From Ser. BE0,001 to Ser. CA0,001" | 6&8 | All | D8TZ 14401-K | Use w/ammeter and oil pressure gauges, w/o auxiliary fuel tank | 1 |
| 78 | F100/350 "From Ser. CA0,001" | 6&8 | All | D8TZ 14401-S | Use w/ammeter and oil pressure gauges, w/o auxiliary fuel tank | 1 |
| 78 | F100/350 "Before Ser. BE0,001" | 6&8 | All | D8TZ 14401-E | Use w/ammeter and oil pressure gauges w/auxiliary fuel tank | 1 |
| 78 | F100/350 "From Ser. BE0,001 to Ser. CA0,001" | 6&8 | All | D8TZ 14401-L | Use w/ammeter and oil pressure gauges w/ auxiliary fuel tank | 1 |
| 78 | F100/350 "From Ser. CA0,001" | 6&8 | All | D8TZ 14401-T | Use w/ammeter and oil pressure gauges w/auxiliary fuel tank | 1 |
| 78 | F100/350 "Before Ser. BE0,001" | 6&8 | All | D8TZ 14401-F | Use w/ammeter and oil pressure warning lights, w/auxiliary fuel tank | 1 |
| 78 | F100/350 "From Ser. BE0,001 to Ser. CA0,001" | 6&8 | All | D8TZ 14401-M | Use w/ammeter and oil pressure warning lights w/ auxiliary fuel tank | 1 |
| 78 | F100/350 "From Ser. CA0,001" | 6&8 | All | D8TZ 14401-U | Use w/ammeter and oil pressure warning lights, w/auxiliary fuel tank | 1 |
| 79 | F100/350 | 6&8 | All | D9TZ 14401-E | Use w/ammeter and oil pressure gauges w/auxiliary fuel tank | 1 |

1973/79
TRUCK SERIES 100/500

SECTION 144 5

| YEAR | MODEL/RESTRICTIONS | ENGINE | | PART NUMBER | DESCRIPTION | QTY. |
|--|---|--------|--------------------|---------------|---|------|
| | | CYL. | C.I.D. (C.C.D.) | | | |
| 14401 WIRING ASSY. (INSTRUMENT PANEL TO DASH PANEL) -- Cont'd | | | | | | |
| 79 | F100/350 | 6&8 | All | D9TZ 14401-F | Use w/ammeter and oil pressure warning lights w/auxiliary fuel tank | 1 |
| 79 | F100/350 | 6&8 | All | D9TZ 14401-D | Use w/ammeter and oil pressure gauges w/o auxiliary fuel tank | 1 |
| 79 | F100/350 | 6&8 | All | D9TZ 14401-C | Use w/ammeter and oil pressure warning lights w/o auxiliary fuel tank | 1 |
| 75 | F500(81) "From Ser. W00,001 to W40,001" | 6&8 | All | D5TZ 14401-S | | 1 |
| 75/77 | F500(81) "From Ser. W40,001" | 6&8 | All | D5TZ 14401-C | | 1 |
| 73/74 | M450/500 "Before Ser. U00,001" | 8 | All | D3HZ 14401-AJ | | 1 |
| 74/75 | M450/500 "From Ser. U00,001 to W00,001" | 8 | All | D4HZ 14401-R | | 1 |
| 75/76 | M450/500 "From Ser. W00,001" | 8 | All | D5HZ 14401-H | | 1 |
| 73 | P350/500 | 6 | All | D3TZ 14401-G | | 1 |
| 74/75 | P350/500 "Before Ser. W00,001" | 6 | All | D4TZ 14401-G | | 1 |
| 75 | P350/500 "From Ser. W00,001" | 6 | All | D5TZ 14401-L | | 1 |
| 76/77 | P350/500 | 6 | All | D6TZ 14401-N | | 1 |
| 73/74 | E100/300 | 6&8 | All | 382793-S100 | (GG-339)-clip (courtesy lamp wiring to door) | AR |
| 73/74 | E100/300 | 6&8 | All | 383775-S100 | (GG-367)-clip (wire to center of dash panel) | AR |
| 73/ | F-B350/500 | 6&8 | All | 358350-S | (GG-172)-clip (wiring to dash panel) | 1 |
| 76 | E100/350 | 6&8 | All | 382033-S | (GG-303)-clip (attach wiring to Cowl vent) | 2 |
| 76 | E100/350 | 6&8 | All | 372172-S100 | (GG-228)-clip (attach wiring to fuse panel) (route wire across trans.) | 1 |
| 76 | F100/350 | 6&8 | All | 377774-S | (GG-270)Clip (attach 13A024 part of 14401 wiring to floor pan) | 1 |
| 76/ | E100/350 | 6&8 | All | 383207-S | (GG-271)Clip (attach wiring to L.H. front fender apron) | 1 |
| 76 | E100/350 | 6&8 | All | 384386-S | (GG-271-A)Clip (attach wiring to front fender apron) | AR |
| 76 | F100/350 | 6&8 | All | | (attach wiring to 01524 inst panel brace) | 2 |
| 76 | F100/350 | 6&8 | All | 384007-S | (II-35-BA)Clip (attach wiring to cowl top panel) | 1 |
| 76 | F500 | 6&8 | All | 33795-S | (M-49)Nut (attach wire lead part of 14401 wiring to 14448 block)1/4"-20 | 1 |
| 76 | F100/350 | 6&8 | All | 20308-S | (B-40)Bolt (attach wiring retainer to inst. panel)1/4"-20 x 1/2" | 2 |
| 73/77 | F500 | 8 | All | 31498-S8 | (U-253-B)-Screw (wiring to side cowl panel)-No. 14-10 x 5/8" | 1 |
| 76 | F100/150 | 6&8 | All | 375064-S | (SS-46)Rivet (attach 14401 wiring to a/cond plenum Chamber) 1/4" x 1/4" | AR |
| 76/ | F100/500 | 6&8 | All | 34655-S | (M-107)nut(attach 14401 wiring to circuit breaker on inst. panel)x 10.10-24 | 1 |
| 76/ | E100/350 | 6&8 | All | 42367-S | (U-269-B) Screw(attach 14401 wiring to inst. panel and raditor support.) No. 10-12 x 1/2" | AR |
| 76/ | F100/500 | 6&8 | All | | (attach wiring to inst. panel and lower inst. panel brace) | 2 |
| 77 | F100/350 | 6&8 | All | 375064-S | (SS-46)Rivet(attach wiring to A/C plenum chamber)1/4" x 1/4" | AR |
| 77 | F100/350 | 6&8 | All | 359548-S | (GG-144)clip(attach wiring to dash panel) | AR |
| 77 | F100/350 | 6&8 | All | 56910-S | (U-413)screw(attach wiring to cowl top panel outer)NO. 8-18 x 1/2" | AR |
| 76 | E100/350 | 6&8 | All | 45170-S | (M-137)nut (attach 14401 wiring to fuse panel)No. 8-32 | 1 |
| 76 | E100/350 | 6&8 | All | | (attach 14401 wiring to Cowl Top Vent) | AR |
| 76 | E100/350 | 6&8 | All | 55907-S | (U-254-B)screw (attach 14401 wiring to brake pedal support)no.8-15 x 1/2" | 1 |
| 76 | F100/350 | 6&8 | All | | (attach 13A024 part of 14401 wiring to floor pan) | 1 |

1973/79
TRUCK SERIES 100/500

| YEAR | MODEL/RESTRICTIONS | ENGINE | | PART NUMBER | DESCRIPTION | QTY. |
|---|--------------------------|--------|--------------------|-------------|--|------|
| | | CYL. | C.I.D. (C.C.D.) | | | |
| 14401 WIRING ASSY. (INSTRUMENT PANEL TO DASH PANEL) — Cont'd | | | | | | |
| 76 | F100/350 | 6&8 | All | 55927-S | (U-506)screw (attach 14401 wiring to cowl Top inner panel)No.8-18 x 1/2" | 5 |
| 77 | F100/350 | 6&8 | All | 373556-S | (MM-291-F)nut(attach wiring to instrument panel)1/4"-20 | AR |
| 76/ | F100/350 | 6&8 | All | 95874-S | (Y-6)Strap(attach wiring to RH front fender apron) | AR |
| 73/77 | P350/500 | 6 | All | 20314-S8 | (B-98)-bolt (wiring to alternator)- 7/16" - 14 x 1/2" | 1 |
| 73/77 | P350/500 | 8 | All | 353547-S2 | (GG-173)-clip (wiring to coil and strap assy.) | 1 |
| 73/77 | P500 - - w/ 2 speed axle | | | 354387-S | (KK-40)-grommet (wiring and axle shift wiring to dash panel or fender apron) | 1 |
| 75 | E100/350 | 6&8 | All | 384386-S | (GG271-A) clip (attach 14401 wiring to front floor pan L.H. side) | 1 |
| 73/77 | P350/500 | 6&8 | All | 374108-S | (KK-56-P)Gommet(wiring thru dash panel) | 1 |
| 73/77 | P350/500 | 6 | All | 376914-S | (YY-2)-adjustable strap-nylon | AR |
| 14403 Refer to group 14290 | | | | | | |
| 14404 WIRING ASSY. (TURN SIGNAL FLASHER) | | | | | | |
| 73/77 | P350/500 | 6&8 | All | B7C 14404-A | 27 1/2" long-incl. 7.5 amp fuse | 1 |

1973/79
TRUCK SERIES 100/500

14405 WIRING ASSY. (REAR LAMP)

WIRING MARKING or TAG NUMBER TO SERVICE WIRING PART NUMBER GUIDE

The purpose of this guide is to facilitate the identification of the Service Wiring Part Number. The chart that follows lists in numerical sequence the Wiring Markings or Tag Numbers. For many vehicles the Service Wiring Part Number will be the same as the Wiring Marking or Tag Part Number. This type of replacement will cause little or no installation problems. However, when the Service Wiring differs from the Wiring Marking or Tag Number it will be necessary to match lead wires and to tape up those lead wires which are not required. This is necessary when the Service Wiring has a more general application than the original wiring installed by the factory. Following this guide chart, Service Wiring Part Numbers are listed by model year and vehicle usage which will permit the identification of replacement wiring when the wiring identification marking or tag number is not known.

IDENTIFICATION GUIDE

| IDENTIFICATION | | PART NUMBER | | IDENTIFICATION | | PART NUMBER | |
|--------------------------------|----------|-------------|----------|----------------|-----------|-------------|---------|
| 14405 WIRING ASSY. (REAR LAMP) | | | | | | | |
| C7TA | 14405-D | D3HZ | 14405-A | D5TB | 14405-HA | D4TZ | 14405-J |
| C7TB | 14405-DN | C7TZ | 14405-DN | D5TB | 14405-JA | D4TZ | 14405-J |
| C7TB | 14405-DR | C7TZ | 14405-DR | D5TB | 14405-KA | D4TZ | 14405-K |
| C7TB | 14405-DU | C7TZ | 14405-DR | D5TB | 14405-LA | D5TZ | 14405-L |
| D0UB | 14405-E | D0UZ | 14405-E | D5TB | 14405-LB | D5TZ | 14405-A |
| D0UB | 14405-F | D0UZ | 14405-F | D5TS | 14405-AA | D4TZ | 14405-C |
| D3TB | 14405-AC | D3TZ | 14405-S | D5TS | 14405-BA | D4TZ | 14405-L |
| D3TB | 14405-AD | D3TZ | 14405-S | D5TS | 14405-BB | D5TZ | 14405-N |
| D3TB | 14405-BC | D3TZ | 14405-S | D5UB | 14405-AB | D5UZ | 14405-C |
| D3TB | 14405-BD | D3TZ | 14405-S | D5UB | 14405-AC | D5UZ | 14405-C |
| D3TB | 14405-CC | ★D3TZ | 14405-T | D5UB | 14405-BB | D5UZ | 14405-C |
| D3TB | 14405-CD | ★D3TZ | 14405-T | D5UB | 14405-BC | D5UZ | 14405-C |
| D3TB | 14405-DC | ★D3TZ | 14405-U | D5UB | 14405-CB | D5UZ | 14405-C |
| D3TB | 14405-DD | ★D3TZ | 14405-U | D5UB | 14405-CC | D5UZ | 14405-C |
| D3TB | 14405-EC | ★D3TZ | 14405-V | D5UB | 14405-DC | D5UZ | 14405-D |
| D3TB | 14405-ED | ★D3TZ | 14405-V | D5UB | 14405-DD | D5UZ | 14405-D |
| D3TB | 14405-FA | D3TZ | 14405-F | D5UB | 14405-EB | D5UZ | 14405-D |
| D3TB | 14405-GA | D3TZ | 14405-F | D5UB | 14405-EC | D5UZ | 14405-D |
| D3TB | 14405-JA | D3TZ | 14405-F | D5UZ | 14405-A | D5UZ | 14405-F |
| D3TB | 14405-MA | D3TZ | 14405-M | D6TB | 14405-HA | D6TZ | 14405-H |
| D4HS | 14405-BA | D4HZ | 14405-B | D6UB | 14405-EA | D7UZ | 14405-E |
| D4HS | 14405-CA | D4HZ | 14405-C | D7HT | 14405-VA | D7TZ | 14405-C |
| D4TB | 14405-AA | D4TZ | 14405-B | D7HT | 14405-YA | D7TZ | 14405-E |
| D4TB | 14405-BA | D4TZ | 14405-B | D7HT | 14405-YB | D7TZ | 14405-E |
| D4TB | 14405-CA | D4TZ | 14405-C | D7HT | 14405-AAA | D7TZ | 14405-D |
| D4TB | 14405-DA | D4TZ | 14405-D | D7TA | 14405-NA | D7TZ | 14405-C |
| D4TB | 14405-EA | D4TZ | 14405-E | D7TA | 14405-RA | D7TZ | 14405-E |
| D4TB | 14405-FA | D4TZ | 14405-F | D7TA | 14405-SA | D7TZ | 14405-D |
| D4TB | 14405-GA | D4TZ | 14405-F | D7TA | 14405-TA | D7TZ | 14405-D |
| D4TB | 14405-HA | D4TZ | 14405-J | D7TA | 14405-UA | D7TZ | 14405-C |
| D4TB | 14405-JA | D4TZ | 14405-J | D7TB | 14405-AA | D4TZ | 14405-C |
| D4TB | 14405-KA | D4TZ | 14405-L | D7TB | 14405-AB | D7TZ | 14405-F |
| D4TB | 14405-LA | D4TZ | 14405-L | D7TB | 14405-AC | D7TZ | 14405-F |
| D4TS | 14405-AA | D4TZ | 14405-C | D7TB | 14405-BA | D4TZ | 14405-E |
| D4TS | 14405-BA | D5TZ | 14405-L | D7TB | 14405-BB | D7TZ | 14405-B |
| D5TB | 14405-AA | D4TZ | 14405-B | D7TB | 14405-BC | D7TZ | 14405-B |
| D5TB | 14405-BA | D4TZ | 14405-B | D7TB | 14405-CA | D7TZ | 14405-A |
| D5TB | 14405-CA | D4TZ | 14405-C | D7TB | 14405-CB | D7TZ | 14405-A |
| D5TB | 14405-DA | D4TZ | 14405-D | D7TB | 14405-DC | D6TZ | 14405-H |
| D5TB | 14405-EA | D4TZ | 14405-E | D7TB | 14405-DD | D6TZ | 14405-H |
| D5TB | 14405-FA | D4TZ | 14405-F | D7TB | 14405-EC | D5TZ | 14405-A |
| D5TB | 14405-GA | D4TZ | 14405-F | D7TB | 14405-ED | D5TZ | 14405-A |

1973/79
TRUCK SERIES 100/500

IDENTIFICATION GUIDE

| IDENTIFICATION | | PART NUMBER | | IDENTIFICATION | | PART NUMBER | |
|---|--|---------------|--|----------------|--|--------------|--|
| 14405 WIRING ASSY. (REAR LAMP) — Cont'd | | | | | | | |
| D7TB 14405-FA | | D9TZ 14405-A | | D8TB 14405-DD | | D8TZ 14405-D | |
| D7TB 14405-FB | | D9TZ 14405-A | | D8TB 14405-EC | | D8TZ 14405-D | |
| D7TB 14405-FC | | D7TZ 14405-W | | D8TB 14405-ED | | D8TZ 14405-D | |
| D7TB 14405-GA | | D9TZ 14405-A | | D8TB 14405-FB | | D8TZ 14405-F | |
| D7TB 14405-GB | | D9TZ 14405-A | | D8TB 14405-FC | | D8TZ 14405-F | |
| D7TB 14405-HA | | D7TZ 14405-H | | D8TB 14405-GC | | D8TZ 14405-G | |
| D7TB 14405-HB | | D7TZ 14405-H | | D8TB 14405-GD | | D8TZ 14405-G | |
| D7TB 14405-JA | | D7TZ 14405-J | | D8TB 14405-HB | | D8TZ 14405-D | |
| D7TB 14405-JB | | D7TZ 14405-J | | D8TB 14405-HC | | D8TZ 14405-D | |
| D7TB 14405-KA | | D7TZ 14405-J | | D8TB 14405-KB | | D8TZ 14405-D | |
| D7TB 14405-LA | | D7TZ 14405-K | | D8TB 14405-KC | | D8TZ 14405-D | |
| D7TB 14405-LB | | D7TZ 14405-K | | D8TB 14405-LB | | D8TZ 14405-L | |
| D7TB 14405-MA | | D7TZ 14405-K | | D8TB 14405-LC | | D8TZ 14405-L | |
| D7TB 14405-MB | | D7TZ 14405-K | | D8TB 14405-MB | | D8TZ 14405-L | |
| D7TB 14405-NA | | D7TZ 14405-N | | D8TB 14405-MC | | D8TZ 14405-L | |
| D7TB 14405-PA | | D7TZ 14405-R | | D8TB 14405-NA | | D8TZ 14405-P | |
| D7TS 14405-AA | | D7TZ 14405-R | | D8TB 14405-PB | | D8TZ 14405-P | |
| D7TS 14405-AB | | D7TZ 14405-AA | | D8TB 14405-PC | | D8TZ 14405-P | |
| D7TS 14405-BA | | D7TZ 14405-AA | | D8TB 14405-RA | | D8TZ 14405-H | |
| D7UB 14405-AA | | D8UZ 14405-A | | D8TB 14405-RB | | D8TZ 14405-H | |
| D7UB 14405-BA | | D8UZ 14405-B | | D8TB 14405-SA | | D8TZ 14405-S | |
| D7UB 14405-CA | | D7UZ 14405-C | | D8TB 14405-TA | | D9TZ 14405-A | |
| D7UB 14405-CB | | D7UZ 14405-H | | D8TB 14405-J1A | | D8TZ 14405-D | |
| D7UB 14405-DA | | D7UZ 14405-D | | D8TB 14405-J1B | | D8TZ 14405-D | |
| D7UB 14405-EA | | D7UZ 14405-E | | D8TB 14405-J1C | | D8TZ 14405-D | |
| D7UB 14405-FA | | D7UZ 14405-F | | D8TB 14405-J2A | | D8TZ 14405-D | |
| D7UB 14405-GA | | D7UZ 14405-G | | D8TB 14405-J2B | | D8TZ 14405-D | |
| D8TB 14405-BC | | D8TZ 14405-B | | D8TB 14405-J2C | | D8TZ 14405-D | |
| D8TB 14405-BD | | D8TZ 14405-B | | D8TS 14405-AB | | D8TZ 14405-K | |
| D8TB 14405-CC | | D8TZ 14405-B | | D9UB 14405-AA | | D9UZ 14405-A | |
| D8TB 14405-CD | | D8TZ 14405-B | | D9UB 14405-AB | | D9UZ 14405-C | |
| D8TB 14405-DC | | D8TZ 14405-D | | D9UB 14405-BA | | D9UZ 14405-B | |

| YEAR | MODEL/RESTRICTIONS | ENGINE | | PART NUMBER | DESCRIPTION | QTY. |
|---|---|--------|--------------------|--------------|----------------------------------|------|
| | | CYL. | C.I.D. (C.C.D.) | | | |
| 14405 WIRING ASSY. (REAR LAMP) — Cont'd | | | | | | |
| 73/76 | B500 "Before Ser. C85,000" | 6&8 | All | D3TZ 14405-M | | 1 |
| 76/77 | B500 "From Ser. C85,000" | 6&8 | All | D7TZ 14405-E | | 1 |
| 73/74 | E100/300 -- 105" W/B | 6&8 | All | D0UZ 14405-B | | 1 |
| 73/74 | E100/300 -- 123" W/B | 6&8 | All | D0UZ 14405-F | | 1 |
| 75 | E100/350(82,89) | 6&8 | All | D5UZ 14405-C | With or without trailer tow pkg. | 1 |
| 76 | E100/150 -- 124" and 138" W/B "Before Ser. C25,000" | 6&8 | All | | | 1 |
| 76 | E250/350(exc. Cutaway Cab) -- 138" W/B "Before Ser. C25,000" | 6&8 | All | | | 1 |
| 75/76 | E250/350(Cutaway Cab) | 6&8 | All | D5UZ 14405-D | | 1 |
| 75/ | E250/350(Parcel Delivery Van) | 6&8 | All | D5UZ 14405-F | | 1 |
| 77 | E100/150 -- 124" W/B w/out trailer towing package "Before Ser. 080,001" | 6&8 | All | D7UZ 14405-C | | 1 |
| 77/ | E100/150 -- 124" W/B w/out trailer towing package "From Ser. 080,001" | 6&8 | All | D7UZ 14405-H | | 1 |
| 77/ | E100/350 -- 138" W/B without trailer towing package | 6&8 | All | D7UZ 14405-D | | 1 |

1973/79
TRUCK SERIES 100/500

| YEAR | MODEL/RESTRICTIONS | ENGINE | | PART NUMBER | DESCRIPTION | QTY. |
|--|--|--------|--------------------|--------------|-------------|------|
| | | CYL. | C.I.D. (C.C.D.) | | | |
| 14405 WIRING ASSY. (REAR LAMP) — Cont'd | | | | | | |
| 76/78 | E100/350 -- 124",138" W/B Regular Van w/trailer towing package "From Ser. C25,000" | 6&8 | All | D7UZ 14405-E | | 1 |
| 77/ | E250/350 -- Cutaway Cab w/out auxillary battery | 6&8 | All | D7UZ 14405-F | | 1 |
| 77/ | E250/350 -- Cutaway Cab with auxillary battery | 6&8 | All | D7UZ 14405-G | | 1 |
| 78/ | E150/350 -- Super Van/Wagon w/o trailer towing package | 6&8 | All | D8UZ 14405-A | | 1 |
| 78 | E150/350 -- Super Van/Wagon w/trailer towing package | 6&8 | All | D8UZ 14405-B | | 1 |
| 79 | E100/350 -- Super Van Wagon w/trailer towing package | 6&8 | All | D9UZ 14405-B | | 1 |
| 79 | E100/350 -- 124",138" W/B Regular Van w/trailer towing package "Before Ser. EE0,001" | 6&8 | All | D9UZ 14405-A | | 1 |
| 79 | E100/350 -- 124",138" W/B Regular Van-w/trailer towing package "From Ser. EE0,001" | 6&8 | All | D9UZ 14405-C | | 1 |
| 73 | F100 | 6&8 | All | D3TZ 14405-S | | 1 |
| 73 | F250/350 -- 133, 136 W/B exc. camper special | 6&8 | All | | | 1 |
| 74/76 | F100/250 -- 4/W/D with 116", 133" W/B-- "From T20,001 to B75,000" | 6&8 | All | D4TZ 14405-L | | 1 |
| 74/76 | F350 -- 160" W/B-exc. camper special | 6&8 | All | D4TZ 14405-C | | 1 |
| 74/76 | F350 (Crew Cab) -- w/o camper pkg. | 6&8 | All | | | 1 |
| 74/75 | F250(Crew Cab) -- w/o camper pkg.- "Before Ser. V60,001" | 6&8 | All | | | 1 |
| 74/76 | F100 -- 2/W/D with 116" and 133" W/B | 6&8 | All | D4TZ 14405-B | | 1 |
| 74 | F100 -- 4/W/D with 116" and 133" W/B "Before Ser. T20, 001" | | | | | 1 |
| 74/76 | F250 -- 2/W/D with 133" W/B | | | | | 1 |
| 74 | F250 -- 4/W/D with 133" W/B-- "Before Ser. T20, 001" | | | | | 1 |
| 74/76 | F350 -- 136" W/B exc. Camper Special | | | | | 1 |
| 74/76 | F350 (99) -- Super Camper | 8 | All | D4TZ 14405-D | | 1 |
| 74/76 | F250/350 (81) -- camper special 133" and 136" 140" W/B | 8 | 360 | | | 1 |
| 74/76 | F100/350(Super Cab) -- exc. camper special | 6&8 | All | D4TZ 14405-F | | 1 |
| 74/76 | F100/350 -- exc. Camper w/116",133" W/B | 6&8 | All | D8TZ 14405-S | | 1 |
| 74/76 | F100/350(Super Cab) -- w/ Camper Special | 6&8 | All | D4TZ 14405-J | | 1 |
| 74/77 | F350(81) -- camper special with 160" W/B | 8 | 360 | D4TZ 14405-E | | 1 |
| 74/77 | F250/350(Crew Cab) -- with camper pkg. | 6&8 | All | | | 1 |
| 75 | F250 (Crew Cab) -- w/o camper pkg.-"From Ser. V60,001 to X20,001" | 6&8 | All | D5TZ 14405-L | | 1 |

1973/79
TRUCK SERIES 100/500

| YEAR | MODEL/RESTRICTIONS | ENGINE | | PART NUMBER | DESCRIPTION | QTY. |
|--|---|--------|--------------------|---------------|-------------|------|
| | | CYL. | C.I.D. (C.C.D.) | | | |
| 14405 WIRING ASSY. (REAR LAMP) — Cont'd | | | | | | |
| 75/76 | F250 (Crew Cab) -- w/o camper pkg. "From Ser. X20,001" | 6&8 | All | D5TZ 14405-N | | 1 |
| 75/77 | F100/250 -- 4/W/D with 133" W/B "From Ser. V60,001" | 6&8 | All | D5TZ 14405-A | | 1 |
| 76/77 | F100/150 -- 4/W/D with 116" W/B-- "From Ser. B75,000" | 6&8 | All | D6TZ 14405-H | | 1 |
| 77 | F250(Crew Cab) -- 160" W/B | 8 | All | D7TZ 14405-B | | 1 |
| 77 | F350(Camper Special) -- 160" W/B | 8 | All | | | 1 |
| 77 | F250(Crew Cab) 4/W/D 150.3" W/B | 6&8 | All | D7TZ 14405-AA | | 1 |
| 77 | F350(exc. Crew Cab and Camper) 160" W/B | 6&8 | All | D7TZ 14405-F | | 1 |
| 77 | F100 -- 2/W/D-116" and 132" W/B | 6&8 | All | D9TZ 14405-A | | 1 |
| 77 | F250/350 -- exc. Camper W/133" and 136" W/B | 6&8 | All | | | 1 |
| 77 | F250/350 -- Camper and Super Camper w/133", 136" and 140" W/B | 6&8 | All | D7TZ 14405-H | | 1 |
| 77 | F100/350 -- Super Cab exc. Camper with 155" W/B | 6&8 | All | D7TZ 14405-J | | 1 |
| 77 | F100/350 -- Super Cab with Camper Special w/138" and 155" W/B | 6&8 | All | D7TZ 14405-K | | 1 |
| 77 | F100/150 -- 4/W/D - with 116" W/B | 6&8 | All | D7TZ 14405-N | | 1 |
| 77 | F100/250 -- 4/W/D - with 133" W/B | 6&8 | All | D7TZ 14405-R | | 1 |
| 77 | F250 -- Crew Cab exc Camper | 6&8 | All | | | 1 |
| 78/ | F100/350 -- (Regular Cab) 2/W/D w/133", 136.8", 160.8", 140" W/B w/ or w/o Camper Special | 6&8 | All | D8TZ 14405-D | | 1 |
| 78/ | F100/250 -- (Super Cab) 2/W/D w/138.8" w/o Camper Special | 6&8 | All | | | 1 |
| 78/ | F250/350 -- (Crew Cab) 2/W/D w/150.3", 166.5" W/B w/ or w/o Camper Special | 6&8 | All | | | 1 |
| 78/ | F100 -- (Regular Cab) 2/W/D w/116.8" W/B w/o Camper Special | 6&8 | All | D8TZ 14405-B | | 1 |
| 78/ | F150/250 -- (Super Cab) 4/W/D w/155" W/B w/ or w/o Camper Special | 6&8 | All | | | 1 |
| 78/ | F100/350 -- (Super Cab) 2/W/D w/155" W/B w/o Camper Special | 6&8 | All | D8TZ 14405-L | | 1 |
| 78/ | F150 -- (Regular Cab) 4/W/D w/116.8" W/B w/o Camper Special | 6&8 | All | D8TZ 14405-F | | 1 |
| 78/ | F150/250 -- (Regular Cab) 4/W/D w/133" W/B w/o Camper Special | 6&8 | All | D8TZ 14405-G | | 1 |
| 79 | F350 -- (Regular Cab) 4/W/D w/133" W/B w/o Camper Special | 6&8 | All | | | 1 |
| 79 | F350 -- (Super Cab) 4/W/D w/155" W/B w/o Camper Special | 6&8 | All | | | 1 |
| 78/ | F250 -- (Regular Cab) 4/W/D w/133" W/B w/ Camper Special | 6&8 | All | D8TZ 14405-H | | 1 |
| 79 | F350 -- (Regular Cab) 4/W/D w/133" W/B w/ Camper Special | | | | | 1 |
| 79 | F350 -- (Super Cab) 4/W/D w/155" W/B w/ Camper Special | | | | | 1 |

1973/79
TRUCK SERIES 100/500

SECTION 144 11

| YEAR | MODEL/RESTRICTIONS | ENGINE | | PART NUMBER | DESCRIPTION | QTY. |
|--|---|--------|--------------------|---------------|---|------|
| | | CYL. | C.I.D. (C.C.D.) | | | |
| 14405 WIRING ASSY. (REAR LAMP) — Cont'd | | | | | | |
| 78/ | F250/350 -- (Super Cab) 2/W/D w/155" W/B w/Camper Special | 6&8 | All | D8TZ 14405-P | | 1 |
| 78/ | F250 -- (Crew Cab) 4/W/D w/150.3" W/B w/o Camper Special | 6&8 | All | D8TZ 14405-K | | 1 |
| 73/76 | F500 | 6&8 | All | D3TZ 14405-F | | 1 |
| 73/74 | M450/500 -- "Before Ser. U00,001" | 8 | All | D3HZ 14405-A | | 1 |
| 74/76 | M450/500 -- 125", 137" W/B-- "From Ser. U00,001" | 8 | All | D4HZ 14405-B | | 1 |
| 74/76 | M450/500 -- 158", 178" W/B "From Ser. U00,001" | 8 | All | D4HZ 14405-C | | 1 |
| 73/76 | P350 | 6 | All | C7TZ 14405-DR | Use with 17 gallon fuel tank | 1 |
| 73/77 | P350/500 | 6 | All | C7TZ 14405-DN | Use with 23.5 or 30 gallon fuel tanks | 1 |
| 76 | E100/350 | 6&8 | All | 42367-S | (U-269-B) screw (attach wiring to L.H. rear door pillar) no. 10-16 x 1/2" | 1 |
| 76 | E100/350 | 6&8 | All | | (attach wiring to rear cross member) | 2 |
| 76 | E100/350 | 6&8 | All | | (attach wiring to frame L.H. side) | 10 |
| 77 | E100/350 | 6&8 | All | 381561-S | (MM-295-AD)nut(attach wiring to engine block)5/16"-18 | AR |
| 73/ | F100/250 | 6&8 | All | ★374311-S | Grommet | AR |
| 73/ | F100/500 | 6&8 | All | ★374403-S100 | Clip (wire to frame) | AR |
| 73/ | F100/500 | 6&8 | All | 373829-S100 | (GG-267)-clip (wire to frame) | AR |
| 73/ | F100/500 | 6&8 | All | ★372839-S | Clip (wire to frame) | AR |
| 73/ | F100/500 | 6&8 | All | ★376187-S | Clip (wire to fire wall) | AR |
| 76 | B-F500 | 6&8 | All | 352999-S | (GG-17) clip (attach wiring to R.H. side of crossmember) | 2 |
| 76/77 | B-F500 | 6&8 | All | 352204-S | (GG-148) clip (attach wiring to trans. housing) | 1 |
| 76/ | F250/350 | 6&8 | All | | (attach wiring to steering gear housing) | AR |
| 76 | B-F500 | 6&8 | All | 376906-S | (GG-231) clip (attach wiring to L.H. side of frame) | 1 |
| 76 | B-F500 | 6&8 | All | 376219-S | (GG-151) clip (attach wiring to steering column retainer) | 1 |
| 76/ | B,F100/500 | 6&8 | All | 384386-S | (GG-271-A) clip (attach wiring to L.H. fender apron) | 1 |
| 76 | B-F500 | 6&8 | All | 56302-S | (B-318-GE) bolt (attach wiring to L.H. side frame) 1/4"-20 x 3/4" | 1 |
| 76 | B-F500 | 6&8 | All | 33795-S | (M-49) nut (attach wiring to L.H. side frame) 1/4"-20 | 1 |
| 73/ | F100/350 | 6&8 | All | ★56325-S | Clip (wire to frame) | AR |
| 76 | F250/350 -- camper special | 6&8 | All | 350673-S | (BB-544) bolt (attach wiring to L.H. side rail of frame) 5/16"-18 x 3/4" | 1 |
| 76/ | F250/350 -- camper special | 6&8 | All | 376838-S | (MM-296-AF) nut (attach wiring to L.H. side rail of frame) 5/16"-18 | 1 |
| 73/ | B-F100/500 | 6&8 | All | ★374609-S | Clip (wire to frame) | AR |
| 73/ | B-F100/500 | 6&8 | All | ★374581-S100 | Clip (wire to frame) | AR |
| 75/ | F100/350 | 6&8 | All | 385007-S | (GG-393)-clip (wire to frame)-locking special | AR |
| 73/77 | P350/500 | 6&8 | All | 372742-S | (KK-56)-grommet (wiring thru No. 4, 5, 6 or 7 frame cross member) | AR |
| 73/ | F100/350 | 6&8 | All | ★378569-S | Clip (wire to fender apron) | AR |
| 76/ | F100/350 | 6&8 | All | 384647-S | (KK-93) Grommet (route wiring thru crossmember) | 2 |
| 76 | F100/350 | 6&8 | All | 384386-S | (GG-271-A) Clip (attach wiring to L.H. fender apron) | 2 |
| 76 | F100/350 | 6&8 | All | 352999-S | (GG-17) Clip (attach wiring to L.H. side frame) | 1 |
| 76 | F100/350 | 6&8 | All | 383207-S | (GG-271) Clip (attach wiring to L.H. fender apron) | 2 |
| 76 | F250/350 | 6&8 | All | 372047-S | (GG-217) Clip (attach wiring to floor pan) | 1 |
| 76/ | F250/350 | 6&8 | All | 55981-S | (U-254-E) Screw (attach wiring to dash panel) 1/4"-14 x 1/2" | 1 |
| 76/ | F250/350 | 6&8 | All | 381813-S | (BB-545-AB) bolt (attach wiring to L.H. side rail of frame) 5/16"-18 x 1 3/4" | 1 |
| 76 | F100/350 | 6&8 | All | 40918-S | (U-260) screw (attach wiring to No. 3 crossmember) No. 10-24 x 1/2" | 1 |

**1973/79
TRUCK SERIES 100/500**

| YEAR | MODEL/RESTRICTIONS | ENGINE | | PART NUMBER | DESCRIPTION | QTY. |
|---|--|--------|--------------------|--------------|--|--------|
| | | CYL. | C.I.D. (C.C.D.) | | | |
| 14405 WIRING ASSY. (REAR LAMP) — Cont'd | | | | | | |
| 77 | F250/350 | 6&8 | All | 304811-S | (B-61-D)bolt (attach retainer on 14405 to L.H. frame)5/16"-18 x 1 7/8" | 1 |
| 14406 WIRING ASSY. (FUEL TANK SENDER) — If not listed below improvise from bulk wiring (14296) | | | | | | |
| 75/ | E100/150 -- 124" W/B "Before Ser. EE0,001" | 6&8 | All | D5UZ 14406-A | # D5UB 14406-AA,AB | 1 |
| 75/ | E100/350 -- 138" W/B-w/o aux. fuel tank | 6&8 | All | D5UZ 14406-B | # D5UB 14406-BA | 1 |
| 75/78 | E100/350 -- 138" W/B-w/aux. fuel tank | 6&8 | All | D5UZ 14406-C | # D5UB 14406-CB,CC,CD, D6UB 14406-AA,AB D8UB 14406-AA,AB | 1 |
| 79 | E100/350 -- 138" W/B w/auxiliary fuel tank | 6&8 | All | D9UZ 14406-A | # D9UB 14406-AA | 1 |
| 79 | E100/350 -- 124" W/B w/auxiliary fuel tank "From Ser. EE0,001" | 6&8 | All | D9UZ 14406-B | # D9UB 14406-BA | 1 |
| 73/74 | E100/300 | 6&8 | All | C8UZ 14406-A | # C8UB 14406-A or B | 1 |
| 73/76 | F500 (81) | 6&8 | All | D3TZ 14406-A | # D3TB 14406-AB or AC | 1 |
| 73/77 | F250 -- 4/W/D | 6&8 | All | | | 1 |
| 76/77 | F150 -- 4/W/D | 6&8 | All | | | 1 |
| 73/77 | F350 (81) -- w/o midship fuel tank | 6&8 | All | | | 1 |
| 74/76 | F250 -- 2/W/D w/in cab fuel tank "Before Ser. A75,000" | 6&8 | All | | | 1 |
| 74/76 | F100 -- w/in cab fuel tank "Before Ser. A75,000" | 6&8 | All | | | 1 |
| 73 | F350 -- 140" W/B-w/in cab fuel tank | 6&8 | All | | | 1 |
| 76/77 | F350 -- 138", 160" W/B w/in cab fuel tank "Before Ser. A75,000" | 6&8 | All | | | 1 |
| 76 | F100/350 -- w/in cab fuel tank "From Ser. A75,000" | 6&8 | All | D6TZ 14406-A | # D6TB 14406-AA | 1 |
| 75/ | F350 (Super Cab) | 6&8 | All | C8TZ 14406-A | # C8TB 14406-C | 1 |
| 73/77 | F100/150 | 6&8 | All | D3TZ 14406-B | # D3TB 14406-BA | 1 |
| 73/77 | F250 -- 2/W/D | 6&8 | All | | | 1 |
| 73/77 | F350 (84) | 6&8 | All | | | 1 |
| 73/77 | F250 -- 4/W/D with midship fuel tank | 6&8 | All | | | 1 |
| 73/77 | F350 (81) -- with midship fuel tank | 6&8 | All | | | 1 |
| 73/77 | F350 (99) -- Super Camper | 8 | 360, 390 | | | 1 |
| 75/77 | F350 (Super Cab) | 6&8 | All | | | 1 |
| 78/ | F100/350 (99) w/midship and standard fuel tanks | 6&8 | All | | | 1 |
| 77 | F100/350 -- W/19.5 gal. in cab tank | 6&8 | All | D7TZ 14406-A | # D7TB 14406AA | 1 |
| 77/ | F250 -- w/27 gal. midship tank 4/W/D | 6&8 | All | D7TZ 14406-B | # D7TB 14406-BA | 1 |
| 74/77 | F500 (84) -- frame mtd. fuel tank | 6&8 | All | C7TZ 14406-B | Use w/17 or 18 gallon | 1 |
| 73/76 | M450/500 | 8 | All | | | 1 |
| 76 | E100/350 | 6&8 | All | 55981-S | (U-254-E) screw (attach ground wire of wiring to frame) 1/4"-20 x 1/2" | 1 |
| 76 | E100/350 | 6&8 | All | 42367-S | (U-269-B) screw (attach ground wire of wiring to fuel tank) No. 10-16 x 1/2" | 1 |
| 76/ | E100/350 | 6&8 | All | 55736-S | (M-96-F) nut (attach ground wire of wiring to selector valve of midship fuel tank) 5/16"-18 | 1 1 |
| 73/ | F100/500 | 6&8 | All | 372864-S100 | (GG-91)-clip (wiring to cab lower back panel) | AR |
| 73/ | F100/500 | 6&8 | All | 52721-S8 | (U-382-B)-screw (wire to frame)-pan head- No. 10-6 x 3/8" | AR |
| 73/ | F100/350 | 6&8 | All | 372302-S100 | (GG-264)-clip (wire to dome lamp ground wire) | AR |
| 76/ | F100/350 | 6&8 | All | 385007-S | (GG-393) clip (attach 14406 wiring to front cross member) | 2 |

1973/79
TRUCK SERIES 100/500

SECTION 144 13

| YEAR | MODEL/RESTRICTIONS | ENGINE | | PART NUMBER | DESCRIPTION | QTY. |
|--|---|--------|--------------------|---------------|--|------|
| | | CYL. | C.I.D. (C.C.D.) | | | |
| 14406 WIRING ASSY. (FUEL TANK SENDER) - If not listed below improvise from bulk wiring (14296) --- Cont'd | | | | | | |
| 76 | F100/350 | 6&8 | All | 42127-S | (U-248-C) screw (attach 14406 wiring to front of rear body pillar) No. 10-12 x 1/2" | 1 |
| 76/ | F100/350 | 6&8 | All | 40918-S | (U-260) screw (attach 14406 wiring to front cross member) No. 10-24 x 1/2" | AR |
| 76/ | F100/350 | 6&8 | All | 42367-S | (U-269-B) screw (attach 14406 wiring to back panel) No. 10-16 x 1/2" | AR |
| 76 | F100/500 | 6&8 | All | 34079-S | (M-163) nut (attach 14406 wiring to fuel tank sender) No. 10-32 | 1 |
| 76/ | F100/500 | 6&8 | All | 42120-S | (U-248) screw (attach 14406 wiring to belt side on back panel) No. 10-16 x 3/8" | 1 |
| 14407 WIRING ASSY. (FUEL TANK GAUGE SENDER JUMPER) - Unless listed improvise | | | | | | |
| 75/78 | E100/350 -- w/aux. fuel tank | 6&8 | All | D5UZ 14407-A | # D5UB 14407-AA,AB,AC,AD | 1 |
| 76/77 | F100/150 -- 4/W/D | 6&8 | All | D6TZ 14407-A | # D6TB 14407-AA use with auxiliary gas tank | 1 |
| 14408 WIRING ASSY. (REAR LAMP EXTENSION) | | | | | | |
| 75/ | E250/350 (Cutaway) -- with aux. fuel tank | 6&8 | All | D5UZ 14408-A | # D5UB 14408-AA | 1 |
| 14A412 WIRE ASSY. (POWER DOOR LOCKS) | | | | | | |
| 79 | E100/350 | 6&8 | All | D9UZ 14A412-A | # D9UB 14024-AC -- R.H. and L.H. front door | 2 |
| 79 | E100/350 | 6&8 | All | D9UZ 14A412-B | # D9UB 14026-AC -- body side door | 1 |
| 79 | E100/350 | 6&8 | All | D9UZ 14A412-C | # D9UB 14240-AC,AD -- body side and rear door lock feed | 1 |
| 79 | E100/350 | 6&8 | All | D9UZ 14A412-D | # D9UB 19C542-AC -- rear door lock | 1 |
| 14413 SWITCH and WIRE ASSY. (GLOVE COMPARTMENT LAMP) | | | | | | |
| 73/76 | F100/350 | 6&8 | All | D1OZ 14413-A | | 1 |
| 77/ | F100/350 | 6&8 | All | D6FZ 14413-A | | 1 |
| 14417 HOLDER (FUSE) | | | | | | |
| 73 | F100/250 -- deluxe hang-on A/C | 6&8 | All | D0AZ 14417-A | | 1 |
| 78/ | E100/350 | 6&8 | All | D5AZ 14417-A | | 1 |
| 78/ | F100/350 | 6&8 | All | D8TZ 14417-A | | 1 |
| 78/ | E100/350 | 6&8 | All | D8AZ 14417-A | | 1 |
| 78/ | F100/350 | 6&8 | All | | | 1 |
| 14A428 COVER (CAMPER WIRING PLUG) | | | | | | |
| 73/ | F250/350(81) -- camper special | 6&8 | All | C9TZ 14A428-A | # C9TB 14A428-A--rubber--incl. (1) male and (1) female terminals | 1 |
| 14429 FUSE ASSY. (CIGAR LIGHTER) | | | | | | |
| 73 | All | 6&8 | All | FEW 14429-A | | 1 |
| 14431 CABLE ASSY. (RELAY TO STARTER) | | | | | | |
| 73 | F100/350 -- w/diagnostic system | 8 | 302, 360, 390 | D3TZ 14431-B | *WC-8212-# D3TF 14431-AB-6 gauge-31" long | 1 |
| 73/77 | P350/500 | 6 | All | D1PZ 14431-A | *7136-# D1PF 14431-AA-universal-6-gauge-15" long (also used as dash to engine ground) (use as dash to eng. ground) | 1 |
| 73/78 | F100/350 | 6&8 | All | | (use as dash to eng. ground) | 1 |
| 75/77 | B-F500 | 6&8 | All | | (use as dash to eng. ground) | 1 |
| 73/78 | F100/350 -- w/o diagnostic system | 6&8 | All | D1PZ 14431-D | *7364-# D1PF 14431-DA, D4TB 14431-BD-D8TF 14431-AA,BA-universal-4 gauge 36" long | 1 |
| 73/77 | B-F500 | 6&8 | All | | | 1 |
| 77 | E100/350 | 8 | 460, 351 | | | 1 |
| 73/74 | E100/300 | 6&8 | All | D1PZ 14431-E | *7514-# D1PF 14431-EA, D9TF 14431-DA-universal-4 gauge-50" long | 1 |
| 79 | F100/350 | 6 | 300 | | | 1 |
| 75/ | E100/350 | 6&8 | 300,302, 351,460 | D5UZ 14431-B | *WC-8299-# D5UF 14431-AA, AB, BA, BB, CA, CB, # D8UF 14431-AA,BA - 57" long | 1 |
| 73/74 | B-F500 | 6&8 | All | D1PZ 14431-F | *6181-# D1PF 14431-FA-universal-1 gauge-20" long (use as dash to eng. ground) | 1 |
| 73/76 | M450/500 | 8 | All | D1PZ 14431-C | *7284-universal-4 gauge-28" long | 1 |
| 79 | F150/350 -- 4 x 4 | 8 | 351M 400 | D1PZ 14431-J | *WC-8096-# D9TF 14431-AA,BA,CA 43" long 4 gauge | 1 |
| 73/ | E100 | 6 | All | 20308-S7 | (B-40)-bolt (relay to starter cable to eng. cover rear panel)-1/4"-20 x 1/2" | 1or2 |
| 75/ | F100/350 | 6&8 | All | 55981-S | (U-254-E) screw (attach ground cable to cowl panel) 1/4"-14 x 1/2" | 2 |

APRIL, 1980

COPYRIGHT © 1980---

FORD MOTOR
COMPANY

---DEARBORN, MICHIGAN

CHANGE 1

1973/79
TRUCK SERIES 100/500


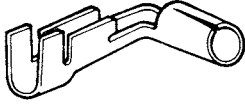
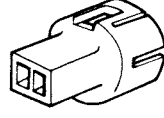
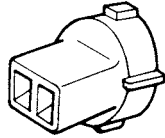
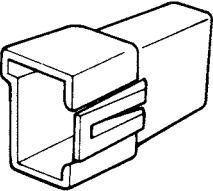
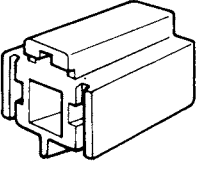
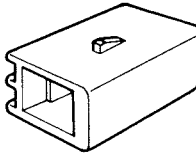
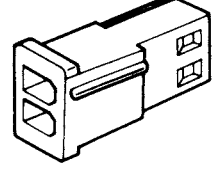
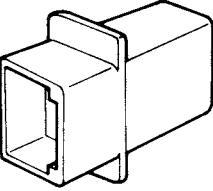
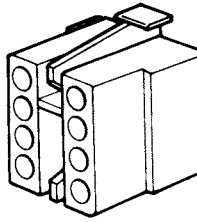
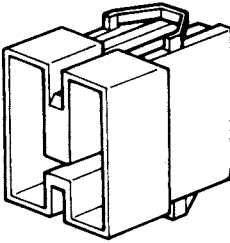

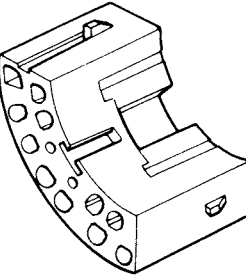
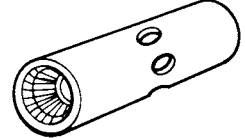
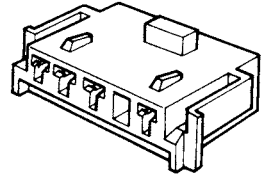
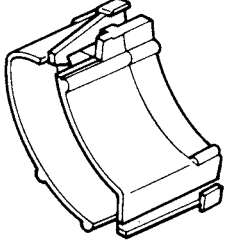
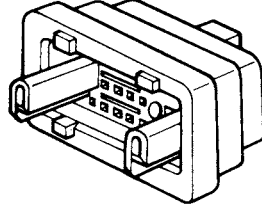
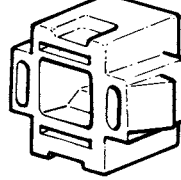
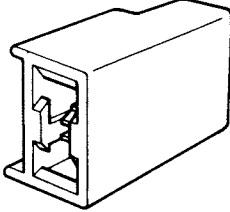
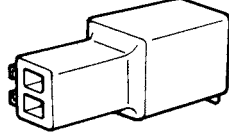
| YEAR | MODEL/RESTRICTIONS | ENGINE | | PART NUMBER | DESCRIPTION | QTY. |
|--|---|--------|--------------------|---------------|---|------|
| | | CYL. | C.I.D. (C.C.D.) | | | |
| 14431 CABLE ASSY. (RELAY TO STARTER) — Cont'd | | | | | | |
| 75/ | F100/350 | 6&8 | All | 55736-S | (M-96-F) nut (attach ground cable to accelerator bracket) 5/16"-18 | 2 |
| 14439 WIRE ASSY. (STARTER MOTOR RELAY TO JUNCTION BLOCK) | | | | | | |
| 76/ | E250/350 -- 138",158" W/B camper special | 6&8 | All | D6UZ 14439-A | # D6UB 14439-AA | 1 |
| 14A439 BUS BAR | | | | | | |
| 76/ | E100/350 | 6&8 | All | D6UZ 14A439-A | | 1 |
| 14A441 TERMINAL ASSY. (WIRING) — Improve from bulk wiring (14296) | | | | | | |
| 14448 BLOCK ASSY. (JUNCTION) | | | | | | |
| 73/77 | B-F500 | 6&8 | All | C5TZ 14448-B | *DY-74-2 3/4" x 11/16" base size-1/4"-20 thread size | 1 |
| 73 | B-F500(84) "Before Ser. R20, 001" | 6&8 | All | D0SZ 14448-A | 2 45/64" long base size-No. 10-24 thread size | 1 |
| 76/ | E250/350 -- 138",158" W/B | 6&8 | All | | | 1 |
| 77/ | F100/350 -- w/aux. battery, camper special or heated backlite | 6&8 | All | | | AR |
| 73/77 | B-F500(84) "From Ser. R20, 001" | 6&8 | All | D3TZ 14448-A | *DY-141- # D3TB 14448-AA-2 11/16" x .90" single stud-1/4"-20 yellow | 3 |
| 77 | B-F500 | 6&8 | All | 34655-S | (M-107)nut(attach wire leads to block) No. 10-24 | AR |
| 73/77 | B-F500 | 6&8 | All | 55914-S | (U-254-F) screw (attach junction block to inner cowl panel) 1/4"-14 x 3/4" | 2 |
| 77 | E250/350 | 6&8 | All | 55981-S | (U-254-E)screw (attach block to front fender reinforcement)1/4"-14 x 3/4" | AR |
| 14461 TERMINAL (WIRE) | | | | | | |
| 73/ | All | 6&8 | All | C4TZ 14461-A | Male ends-bullet type | AR |
| | | | | C8AZ 14461-A | Male ends-bullet type | AR |
| | | | | C8AZ 14461-B | For 18, 20 or 24 gauge wire-bullet type | AR |
| | | | | C8AZ 14461-C | For 14 or 16 gauge wire-bullet type | AR |
| | | | | C80Z 14461-B | For 18 or 20 gauge wire-bullet type | AR |
| | | | | C80Z 14461-C | For 14 or 16 gauge wire-bullet type | AR |
| | | | | C7AZ 14461-B | For 14 or 16 gauge wire-bullet type | AR |
| | | | | C8TZ 14461-A | For 20 or 22 gauge wire-bullet type | AR |
| | | | | C8TZ 14461-B | For 16 or 18 gauge wire-bullet type | AR |
| 77/ | All | 6&8 | All | D5HZ 14461-A | Male - bullet type-14, 16 or 18 gauge wire | AR |
| 14466 TERMINAL (HIGH TENSION WIRE) | | | | | | |
| 73/ | All | 6&8 | All | C5TZ 14466-A | *5301-clamp on type | AR |
| | | | | B8AZ 14466-A | Use w/radio resistor type wiring-"J" shape-at distributor end | AR |
| | | | | B8AZ 14466-D | Use w/radio resistor type wiring-"U" shape-inserts at spark plug end and contacts carbon core | AR |
| 14468 TERMINAL (WIRE) | | | | | | |
| 73/ | All | 6&8 | All | C3TZ 14468-B | Snap on-flag type | AR |
| 14A468 SPACER (WIRE CONNECTOR) | | | | | | |
| 74/ | All | 6&8 | All | D20Z 14A468-A | Gray-11/16" (mates w/D20Z 14489-B) | 1 |
| 14474 TERMINAL (WIRE) — Also refer to group 14294 | | | | | | |
| 73/ | All | 6&8 | All | B8E 14474-A | Snap on-internal type | AR |
| | | | | C1AF 14474-A | Snap on-internal type | AR |
| | | | | C8AZ 14474-A | Snap on-female type | AR |
| | | | | D1TZ 14474-A | Solderless wire-horn switch wire ground | 1 |
| 75/ | F100/350 -- w/midship fuel tank | 6&8 | All | D20Z 14474-A | Snap on-female type | 1 |
| 14479 SPRING (HORN BUTTON INDEX) | | | | | | |
| 73/77 | P350/500 | 6&8 | All | 7RC 14479 | | 1 |
| 14A480 WIRE ASSY. (CIRCUIT BREAKER TO A/C BLOWER RELAY) | | | | | | |
| 74 | E100/300 -- A/C | 6&8 | All | D4UZ 14A480-A | # D3UB 14A480-AA | 1 |
| 75/ | E100/350 -- A/C | 6&8 | All | D5UZ 14A480-A | # D5UB 14A480-AA, AB-with 9" long fuse link | 1 |
| 78/ | F100/250 -- Super Cab 4/W/D 133"W/B with camper | 6&8 | All | D8UZ 14A480-A | # D8UB 14A480-AA | 1 |

1973/79
TRUCK SERIES 100/500

| YEAR | MODEL/RESTRICTIONS | ENGINE | | PART NUMBER | DESCRIPTION | QTY. |
|-------|--------------------------|--------|--------------------|-------------|---|------|
| | | CYL. | C.I.D. (C.C.D.) | | | |
| 14487 | CONNECTOR ASSY. (WIRING) | | | | | |
| 73/ | All | 6&8 | All | B6A 14487-A | 4 way plug in-for No. 14, 16 & 18 gauge wire | AR |
| | | | | B7A 14487-A | 2 way plug in-for No. 14, 16 & 18 gauge wire | AR |
| | | | | B9A 14487-A | 2 way crimp-on-for No. 16, 18, 20 & 22 gauge wire | AR |
| | | | | B9A 14487-B | 2 way crimp-on-for No. 14 & 16 gauge wire | AR |

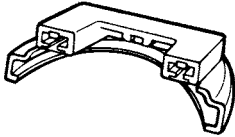
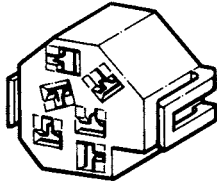
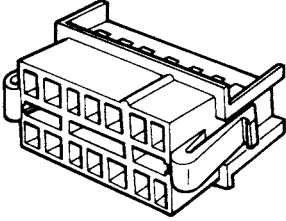
1973/79
TRUCK SERIES 100/500

14488-9 CONNECTOR and SLEEVES (WIRE)

| | | | |
|--|--|---|--|
|  <p>TYPE 1</p> |  <p>TYPE 2</p> |  <p>TYPE 3</p> |  <p>TYPE 4</p> |
|  <p>TYPE 5</p> |  <p>TYPE 6</p> |  <p>TYPE 7</p> |  <p>TYPE 8</p> |
|  <p>TYPE 9</p> |  <p>TYPE 10</p> |  <p>TYPE 11</p> |  <p>TYPE 12</p> |
|  <p>TYPE 13</p> |  <p>TYPE 14</p> |  <p>TYPE 15</p> |  <p>TYPE 16</p> |
|  <p>TYPE 17</p> |  <p>TYPE 18</p> |  <p>TYPE 19</p> |  <p>TYPE 20</p> |

1973/79
TRUCK SERIES 100/500

14488-9 CONNECTOR and SLEEVES (WIRE) — Cont'd

| | | | |
|--|--|--|---------|
|  <p data-bbox="329 556 412 577">TYPE 21</p> |  <p data-bbox="641 556 724 577">TYPE 22</p> |  <p data-bbox="943 556 1026 577">TYPE 23</p> | |
| | | | |
| | | | |
| | | | |
| | | | |
| | | | P-14443 |

**1973/79
TRUCK SERIES 100/500**

| YEAR | MODEL/RESTRICTIONS | PART NUMBER | TYPE | DESCRIPTION | QTY. | | | |
|---|---|----------------|------------------|--|-----------------------------|------|--------------|-----|
| 14488-9 CONNECTORS and SLEEVES (WIRE) | | | | | | | | |
| CONNECTORS | | | | | | | | |
| 73/ | All | B6A 14488-A | 2 | "L" shape-crimp on-for 12, 14, 16 & 18 gauge wire | AR | | | |
| | | B7A 14488-C | 1 | End type | AR | | | |
| | | C8AZ 14488-A | 1 | Male-for 10 or 12 gauge wire | AR | | | |
| | | D3AZ 14488-Y | 14 | Female-for 10 or 12 gauge wire | AR | | | |
| | | D3AZ 14488-Z | 14 | Female-for 14 or 16 gauge wire | AR | | | |
| 73/77 | E100/350 | C5UZ 14488-A | 2 | Right angle-for use w/units with 2 speed-wipers having right angle switch terminal | AR | | | |
| 77/ | All | D5HZ 14488-A | | For 14, 16, 18 or 19 gauge wire, female | AR | | | |
| SLEEVES | | | | | | | | |
| 73/ | All | C8AZ 14489-Y | 6 | 3 circuit connector-headlamp wiring to bulb | 2 | | | |
| 73/ | F100/350 -- w/diagnostic system | D4AZ 14489-A | 15 | Black-21 circuit connector | 1 | | | |
| 75/ | F100/350 -- w/speed control | D5TZ 14489-B | 18 | # D5TB 14489-BA-male-black- 2 circuit | 1 | | | |
| 76/ | F100/350 | D6TZ 14489-A | | Female-blue-single circuit | 1 | | | |
| 76/ | F100/350 | D6TZ 14489-B | | Male-blue-single circuit | 1 | | | |
| 76/ | E100/350 | D6UZ 14489-A | | Female-black-single circuit | 1 | | | |
| 78/ | E100/350 | D8UZ 14489-A | | # D8UB 14489-AB-male -black-9 circuit mates w/ignition switch | 1 | | | |
| YEAR | MODEL | WIRING CIRCUIT | COLOR | TYPE | MATING PART | TYPE | PART NUMBER | QTY |
| SLEEVES - Listed by Circuit Number (Number of Wire Connections) | | | | | | | | |
| 73/ | All | 2 | Black | 9 | C5AZ 14489-E | 8 | C5AZ 14489-F | AR |
| | | 2 | Black | 8 | C5AZ 14489-F | 9 | C5AZ 14489-E | AR |
| | | 2 | Natural | 4 | C8AZ 14489-L | 3 | C8AZ 14489-K | AR |
| | | 2 | Natural | 3 | C8AZ 14489-K | 4 | C8AZ 14489-L | AR |
| | | 2 | Brown | 1 | D2AZ 14489-D | 5 | D2AZ 14489-C | AR |
| | | 2 | Green | 20 | D3AZ 14489-DA | 19 | D3AZ 14489-U | AR |
| | | 2 | White or black | | Ignition coil | 21 | D5AZ 14489-H | 1 |
| | | 4or6 | Black | 11 | C5AZ 14489-H | 10 | C5AZ 14489-G | AR |
| | | 4or6 | Black | 10 | C5AZ 14489-G | 11 | C5AZ 14489-H | AR |
| | | 6 | Black | | Ignition switch | 22 | D8TZ 14489-E | 1 |
| | | 8 | Black | 32 | C7AZ 14489-M | | ★ | AR |
| | | 8 | Black | 11 | C4AZ 14489-F | 10 | C4AZ 14489-E | AR |
| | | 8 | Black | 10 | C4AZ 14489-E | 11 | C4AZ 14489-F | AR |
| | | 10 | Black | 11 | C5SZ 14489-B | 10 | C5SZ 14489-A | AR |
| | | 10 | Black | 10 | C5SZ 14489-A | 11 | C5SZ 14489-B | AR |
| | | 11 | Gray | 16 | D2OZ 14489-B | 13 | D2OZ 14489-A | 1 |
| | | 11 | Gray | 13 | D2OZ 14489-A | 16 | D2OZ 14489-B | 1 |
| | | 14 | Gray | | Instr. pnl. printed circuit | 23 | D3AZ 14489-C | 1 |
| | | 18 | Gray | | Instr. pnl. printed circuit | 23 | D4ZZ 14489-B | 1 |
| | | 21 | Gray | 12 | D2OZ 14489-C | 17 | D2OZ 14489-D | 1 |
| | | 21 | Gray | 12 | D2OZ 14489-C | 17 | D2OZ 14489-E | 1 |
| | | 42 | Gray | 12 | D2OZ 14489-D & E | 12 | D2OZ 14489-C | 1 |
| YEAR | MODEL/RESTRICTIONS | PART NUMBER | DESCRIPTION | QTY. | | | | |
| 14A504 WIRE ASSY. (SEAT BELT RETRACTOR SWITCH) - Also refer to group 9A124 | | | | | | | | |
| 76 | F100/350 (Reg. Cab) -- w/o aux. fuel tank | D6TZ 14A504-A | # D6TB 14A504-CB | 1 | | | | |
| 77 | F100/350 (Reg. Cab) -- w/o aux. fuel tank "Before Ser. 060,001" | D7TZ 14A504-G | # D7TB 14A504-GA | 1 | | | | |
| 77/ | F100/350 (Reg. Cab) -- w/o aux. fuel tank "From Ser. 060,001" | D7TZ 14A504-A | # D7TB 14A504-AB | 1 | | | | |
| 76 | F100/350 (Reg. Cab) w/aux. fuel tank "Before Ser. B75,000" | D6TZ 14A504-B | # D6TB 14A504-DB | 1 | | | | |
| 76 | F100/350(Reg. Cab) -- w/aux. fuel tank "From Ser. B75,000" | D6TZ 14A504-F | # D6TB 14A504-DC | 1 | | | | |

**1973/79
TRUCK SERIES 100/500**

| YEAR | MODEL/RESTRICTIONS | PART NUMBER | DESCRIPTION | QTY. |
|---|--|---------------|--|--------|
| 14A504 WIRE ASSY. (SEAT BELT RETRACTOR SWITCH) - Also refer to group 9A124 - Cont'd | | | | |
| 77 | F100/350 (Reg. Cab) -- w/aux. fuel tank "Before Ser. 060,001" | D7TZ 14A504-H | # D7TB 14A504-HA | 1 |
| 77 | F100/350 (Reg. Cab) -- w/aux. fuel tank "From Ser. 060,001" | D7TZ 14A504-B | # D7TB 14A504-BB | 1 |
| 76 | F100/350 (Super Cab) -- w/o aux. fuel tank | D6TZ 14A504-C | # D6TB 14A504-EB | 1 |
| 76 | F100/350 (Super Cab) -- w/aux. fuel tank "Before Ser. B75,000" | D6TZ 14A504-D | # D6TB 14A504-FB | 1 |
| 76 | F100/350 (Super Cab) -- w/aux. fuel tank "From Ser. B75,000" | D6TZ 14A504-G | # D6TB 14A504-FC | 1 |
| 77/ | F100/350 (Super Cab) -- w/o aux. fuel tank | D7TZ 14A504-C | # D7TB 14A504-CA | 1 |
| 77 | F100/350 (Super Cab) -- w/aux. aux fuel tank | D7TZ 14A504-D | # D7TB 14A504-DA | 1 |
| 76 | F100/350 | 376389-S | ((UU-82-D)-screw (attach wiring and retainer to front floor pan) No. 8-18 x 3/4" | 6 |
| 77 | F100/350 | 95874-S | (Y-6)-strap (attach wiring to 14401) | AR |
| 77 | F100/350 | 381801-S | ((UU-148)-screw (attach retainer or wiring to floor pan) No. 8-18 x 1/2" | AR |
| 14512 RELAY ASSY. (VOLT METER INSTRUMENT CLUSTER) - Also refer to group 13A253,14677 | | | | |
| 73/77 | B500 | D2LY 14512-A | # D2LB 14C690-AA, D5AB 14C690-AA, BA, CA- also used to replace D6HT 14C690-AA, BA,CA by enlarging existing mounting hole | 1 3 |
| 75/ | E100/350(82,89) -- w/trailer towing package | | | |
| 75/76 | E150/250(82,89E,F) -- w/School Bus warning lamps | | | 1 |
| 75/ | F100/350 -- A/C | | | 1 |
| 75/77 | F250/350 -- camper special "Before Ser.080,001" | | | 1 |
| 75 | F250/350 -- w/marker lamps | | | 1 |
| 78/ | E100/350 -- w/fog lamps, for relays used w/fog lamp kit refer to group 14677 | | | 1 |
| 78/ | F100/350 -- Camper or fog lamps | D7AZ 14512-A | # D8SB 15B683-AA | 1 |
| 76/ | F100/350 | 42367-S | (U-269-B) screw (attach relay to inst. panel) No. 10-16 x 1/2" | AR |
| 77 | E100/350 | | (attach relay to pillar at back door opening lower) | AR |
| 14526 BREAKER ASSY. (ELECTRICAL CIRCUIT GLASS TUBE FUSE) | | | | |


GLASS TUBE FUSE

| AMPERAGE | LENGTH | INDUSTRY NUMBER | COLOR STRIPE | PART NUMBER | AMPERAGE | LENGTH | INDUSTRY NUMBER | COLOR STRIPE | PART NUMBER |
|----------|--------|--------------------|--------------|--------------|----------|--------|------------------|--------------|---------------|
| 1 | .62" | AGA-1 or 1AG1 | DK Green | B6AZ 14526-D | 10 | 1.25" | AGC-10 or 3AG-10 | Red | B8TZ 14526-A |
| 2 | .62" | 1AG-2 | Gray | D4AZ 14526-C | 14 | 1.06" | SFE-14 | Black | A0AZ 14526-A |
| 2 | 1" | 8AG-2 or AGX2 | Gray | D4AZ 14526-B | 15 | 1.25" | AGC-15 or 3AG-15 | LT Blue | A2AZ 14526-A |
| 2.5 | .62" | 1AG-2.5 | Purple | C4GY 14526-A | 15 | .88" | AGW-15 or 7AG-15 | LT Blue | C4SZ 14526-B |
| 3 | .62" | AGA-3 or 1AG3 | Violet | A6AZ 14526-A | 15 | .62" | AGA-15 or 1AG-15 | LT Blue | D6TZ 14526-A |
| 3 | 1" | 8AG-3 or AGX3 | Violet | D4AZ 14526-E | 20 | .87" | 7AG-20 or AGW-20 | Yellow | D4AZ 14526-V |
| 4 | .62" | SFE-4 | Pink | C9SZ 14526-C | 20 | 1.00" | AGX-20 or 8AG-20 | Yellow | C5AZ 14526-B |
| 4 | .84" | AGW-4 or 7AG4 | Pink | C0LY 14526-B | 20 | 1.25" | SFE-20 | Yellow | A0AZ 14526-B |
| 5 | .62" | AGA-5 or 1AG5 | Tan | B6AZ 14526-B | 25 | 1.25 | 3AG-25 or AGC 25 | White | C6TZ 14526-AB |
| 6 | .75" | SFE-6 | Gold | C1VY 14526-A | 30 | 1.25" | AGC-30 or 3AG30 | LT Green | A9AZ 14526-A |
| 7.5 | .62" | 1AG-7.5 or AGA7.5 | Brown | D4AZ 14526-L | 30 | 1.99" | AGX-30 or 8AG30 | LT Green | C8OZ 14526-A |
| 7.5 | .88" | SFE-7.5 | Brown | B6AZ 14526-A | 30 | .88" | 7AG-30 or AGW-30 | LT Green | C6TZ 14526-AA |
| 7.5 | 1.25" | AGC-7.5 or 3AG-7.5 | Brown | D0VY 14526-D | 35 | 1.25" | 3AG-35 or AGC-35 | Silver | D74Y 14526-A |
| 9 | .88" | SFE-9 | Orange | A6AZ 14526-B | | | | | |

1973/79
TRUCK SERIES 100/500

GLASS TUBE FUSE APPLICATION CHART

| FUNCTION | M | ECON. | B | F | F | F | P | INDUSTRY NUMBER | PART NUMBER |
|---|---------|-----------------------|-----|--------------|----------|---------|----------|--|--|
| | 450/500 | 100/350 | 500 | 100/350 | 500(81) | 500(84) | 350/500 | | |
| 14526 BREAKER ASSY. (ELECTRICAL CIRCUIT GLASS TUBE FUSE) | | | | | | | | | |
| NOTE 1- Also used w/o electric fuel pump | | | | | | | | | |
| Air Conditioner | | 73/77 | | 73/77 | | | | AGC-30 AGX-30 AGX-35 | A9AZ 14526-A C80Z 14526-A D74Y 14526-A |
| A/C -- indicator control panel | | 73/ | | 73 | | | | AGA-3 | A6AZ 14526-A |
| Auxiliary fuel tank solenoid | | | | 78/ | | | | 3AG-7 1/2 | D0VY 14526-D |
| Back-up lamp | 73/76 | 73/75 | | 73/77 | 76 73 | | 73/77 | SFE-14 AGX-20 AGC-10 SFE-20 7AG-15 | A0AZ 14526-A C5AZ 14526-B B8TZ 14526-A A0AZ 14526-B C4SZ 14526-B |
| Brake system warning | | 73/ | | | | | | 1AG-7.5 | D4AZ 14526-L |
| Cargo lamp | | 73/77 | | 73/77 | | | | AGW-15 1AG-15 | C4SZ 14526-B D6TZ 14526-A |
| Cigar lighter | 73/76 | 73/ | 73 | 73/77 | 73/77 | 73/75 | | AGW-15 AGC-15 SFE 7 1/2 1AG-15 | C4SZ 14526-B A2AZ 14526-A B6AZ 14526-A D6TZ 14526-A |
| Clock -- digital | | | | 78/ | | | | 1AG-15 | D6TZ 14526-A |
| Courtesy lamps | | 73/75 | | 73/77 | | | | SFE-20 AGW-15 1AG-15 | A0AZ 14526-B C4SZ 14526-B D6TZ 14526-A |
| Dome lamp | 73/76 | 73/ | 73 | 73/76 | 73/76 | 73 | 73 76 | AGW-15 SFE-14 SFE 7 1/2 1AG-15 | C4SZ 14526-B A0AZ 14526-A B6AZ 14526-A D6TZ 14526-A |
| Dual battery relay control | | | | 73/ | | | | SFE-7 1/2 | B6AZ 14526-A |
| Dual battery relay feed | | | | 73/ | | | | SFE-20 | A0AZ 14526-B |
| Electric fuel pump -- Note 1 | | | | | 73/77 | 74/77 | 74 | SFE-7 1/2 | B6AZ 14526-A |
| Emergency warning flasher | 73/76 | 73/ | 73 | 73/77 | 73/75 | 73/76 | 73/77 | AGX-20 SFE-20 SFE-14 7AG-20 | C5AZ 14526-B A0AZ 14526-E A0AZ 14526-A D4AZ 14526-V |
| Emission solenoid | | | | 78/ | | | | 3AG-7 1/2 | D0VY 14526-D |
| Engine compartment lamp | | | | 73 | | | | SFE-7 1/2 1AG-15 | B6AZ 14526-A D6TZ 14526-A |
| Four wheel drive indicator lamp | | | | 78/ | | | | 7AG-20 | D4AZ 14526-V |
| Glove box light | | | | 73/77 | | | | AGW-15 1AG-15 | C4SZ 14526-B D6TZ 14526-A |
| Heated backlite | | | | 78/ | | | | 7AG-20 | D4AZ 14526-V |
| Heater and defroster | | 73 | | 73/77 | 73/75 | 76 | 73 | SFE-20 AGC-30 AGX-20 SFE-14 3AG-35 | A0AZ 14526-B A9AZ 14526-A C5AZ 14526-B A0AZ 14526-A D74Y 14526-A |
| Marker lamp | 73/76 | | | 78/ | | | | 3AG-25 | C6TZ 14526-AB |
| Carb. throttle postioner | 75/76 | 78/ | | | | | | 3AG-7 1/2 | D0VY 14526-D |
| Heater (auxiliary) | | 73/ | | | | | | SFE-14 | A0AZ 14526-A |
| Heater -- indicator control panel | | 73/ | | 73/ | | | | AGA-3 | A6AZ 14526-A |
| | | | | | 76 | 76 | | 1AG-2 SFE-4 | D4AZ 14526-C C9SZ 14526-C |
| Instrument panel lamps | 73/76 | 73/ | 73 | 73/ | 73 | 73/77 | 73/77 | AGA-3 AGA-2 AGA-1 SFE-4 | A6AZ 14526-A D4AZ 14526-C B6AZ 14526-D C9SZ 14526-C |
| Radio | | 73/75 76/77 78/ | | 76/77 78/ | 76 | | | AGA-5 3AG-71/2 SFE-7 1/2 | B6AZ 14526-B D0VY 14526-D B6AZ 14526-A |

**1973/79
TRUCK SERIES 100/500**

| GLASS TUBE FUSE APPLICATION CHART | | | | | | | | | |
|--|---------|---------|-----|---------|---------|---------|---------|---|--|
| FUNCTION | M | ECON. | B | F | F | F | P | INDUSTRY NUMBER | PART NUMBER |
| | 450/500 | 100/350 | 500 | 100/350 | 500(81) | 500(84) | 350/500 | | |
| 14526 BREAKER ASSY. (ELECTRICAL CIRCUIT GLASS TUBE FUSE) — Cont'd | | | | | | | | | |
| NOTE 1— Also used w/o electric fuel pump | | | | | | | | | |
| Seat belt buzzer | | 78/ | | 78/ | | | | SFE-7 1/2 | B6AZ 14526-A |
| Speed control | | 78/ | | 78/ | | | | 7AG-15 7AG-20 | C4SZ 14526-B D4AZ 14526-V |
| Stop lamps | 73/76 | 73/ | | 73/77 | 73/77 | | | AGW-15 AGX-20 AGC-15 SFE-20 AGW-20 | C4SZ 14526-B C5AZ 14526-B A2AZ 14526-A A0AZ 14526-B D4AZ 14526-V |
| Turn signal | 73/76 | 73/75 | | 73 | 73 | 73/75 | | SFE-14 AGX-20 AGC-10 SFE-7 1/2 SFE-20 7AG-15 | A0AZ 14526-A C5AZ 14526-B B8TZ 14526-A B6AZ 14526-A A0AZ 14526-B C4SZ 14526-B |
| Vanity mirror | | | | 78/ | | | | 1AG-15 | D6TZ 14526-A |
| Warning lamps | | 78/ | | | | | | 3AG-7 1/2 | D0VY 14526-D |
| W/S washer | | 73/75 | | 73/77 | | | | SFE-14 AGC-10 7AG-15 | A0AZ 14526-A B8TZ 14526-A C4SZ 14526-B |
| W/S wiper switch | 73/76 | 73/ | | | | | | AGA-3 AGC-10 | A6AZ 14526-A B8TZ 14526-A |

14526 BREAKER ASSY. (FUSE ELECTRICAL CIRCUIT)



| YEAR | MODEL | FUNCTION | AMP. | LENGTH | WIDTH | IDENTIFICATION MARKING COLOR | QTY. | PART NUMBER |
|--|---|--|------|--------|-------|------------------------------|------|--------------|
| 14526 BREAKER ASSY. (FUSE ELECTRICAL CIRCUIT) | | | | | | | | |
| 75/ | E100/350 | Located in fuse panel—for W/S wiper | 7.50 | 1.27" | .50" | | 1 | D5UZ 14526-A |
| 73/75 | B-F500(84)- Ser. W40,001" | "Before Use with 2 speed rear axle—incl. (2) 34053-S8 nut | 20 | | | Red dot | 1 | C0TZ 14526-A |
| 73/75 | F500 (81) - Ser. W40,001" | "Before Use with 2 speed rear axle | 20 | | | Red | 1 | C1VZ 14526-B |
| 75/ | B-F500- W40,001" | "From Ser. Use with 2 speed rear axle | 20 | | | | 1 | D5HZ 14526-C |
| 73/ | E100/300 (82, 89E, F) -- school bus | Use w/roof mounted warning stop lamps -- includes bracket | 20 | 1.07" | .40" | Red dot | 1 | D1AZ 14526-A |
| 73/ | B-F500 | Located under fuse panel | 20 | 1.26" | .81" | Red dot | 1 | D3TZ 14526-A |
| 73/ | F350 (84) | | | | | | | |
| 73/76 | M450/500 | | | | | | | |
| 75/ | B,F500 | W/roof marker lamps | 25 | 1 1/4" | 13/16 | D5TB 14526-AA | 1 | D5TZ 14526-B |
| 73/74 | E100/300 -- A/C | Use with aux. A/C evaporator—incl. (2) 34053-S8 nut | 40 | | | Yellow dot | 1 | C1TZ 14526-C |
| 75/76 | E100/350 -- w/ School bus warning lamps | use w/warning lamps | 20 | 1.07" | .40" | | 1 | C4DZ 14526-C |

| YEAR | MODEL/RESTRICTIONS | PART NUMBER | DESCRIPTION | QTY. |
|-------|--------------------|-------------|--|------|
| 73/77 | B-F500 | 34053-S | (M-156) nut (attach circuit breaker to circuit breaker panel) No. 10-24 | AR |
| 73/77 | B-F500 | 44713-S | (X-13) washer (attach circuit breaker to circuit breaker panel) No. 10 | AR |
| 73/77 | B-F500 | 34655-S | (M-107) nut (attach 14401 wiring to circuit breaker) No. 10-24 | AR |
| 73/77 | B-F500 | 55981-S | (U-254-E) screw (attach circuit breaker to cowl panel) 1/4"-14 x 1/2" | AR |

1973/79
TRUCK SERIES 100/500

| YEAR | MODEL/RESTRICTIONS | PART NUMBER | DESCRIPTION | QTY. |
|--------|---|---------------|---|------|
| 14526 | BREAKER ASSY. (FUSIBLE LINK WIRE TYPE FUSE) | | | |
| 73/ | All | D3AZ 14526-D | # D3AB 14A600-AA-9" long-14 gauge wire-color coded green w/eyelet | AR |
| 73/ | All | D3AZ 14526-E | # D3AB 14A600-BA-9" long-16 gauge wire-color coded orange w/eyelet | AR |
| 73/ | All | D3AZ 14526-F | # D3AB 14A600-CA-9" long-18 gauge wire-color coded red w/eyelet | AR |
| 73/ | All | D3AZ 14526-G | # D3AB 14A600-DA-9" long-20 gauge wire-color coded blue w/eyelet | AR |
| 73/ | All | D3AZ 14526-M | # D3AZ 14A600-JA-9" long-20 gauge wire-color coded blue w/stripped ends | AR |
| 14536 | BRACKET (WIRING) - Improvise | | | |
| 14550 | SUPPORT ASSY. (RELAY TO STARTER CABLE) - Improvise | | | |
| 14A576 | WIRING ASSY. (SEAT SENSOR SWITCH) | | | |
| 76/78 | E100/350 -- "Before Ser. BC0,001" | D6UZ 14A576-A | # D6UB 14A576-CC,AC | 1 |
| 78/ | E100/350 -- "From Ser. BC0,001" | ★ | # D8UB 14A440-AA-Improvise | 1 |
| 14577 | CLIP (ELECTRICAL WIRING) | | | |
| 73/ | F100/250, P350 | 354380-S32 | (GG-34)-speedometer cable to frame | 1or2 |
| 14A593 | COVER ASSY. (WIRE CONNECTOR) | | | |
| 73 | F100/350 -- w/diagnostic system | D4AZ 14A593-A | | 1 |
| 14A598 | RETAINER (WIRE CONNECTOR COVER) | | | |
| 73 | E100/300 -- w/diagnostic system | D4AZ 14A598-A | | 1 |
| 73 | F100/350 -- w/diagnostic system | | | 1 |
| 14A600 | Refer to group 14526 | | | |
| 14603 | BUSHING (TERMINAL) | | | |
| 73/77 | B-F100/500, M450/500 | C7ZZ 14603-A | Use on instrument cluster w/ammeter and oil pressure gauges | 2 |
| 73/74 | E100/300 | | | 2 |
| 14605 | GROMMET (WIRING) | | | |
| 73/77 | P350/500 | B 14605-A | Choke control thru dash | 1 |
| 14608 | RETAINER ASSY. (COWL WIRING GROMMET THRU DASH) | | | |
| 73/77 | B-F500 | D0TZ 14608-A | Use to retain speedometer and/or tachometer cable | 1or2 |
| 73/77 | P350/500 | 8A 14608 | | 1 |
| 73/77 | F100/500 | | | 1 |
| 14A614 | WIRE and CONNECTOR ASSY. (BREAKERLESS IGNITION) | | | |
| 74/ | All -- w/breakerless ign. system | D3LY 14A614-A | Service repair-8" long-3 terminal main wiring loom to modulator assy. and/or distributor connection | 2 |
| 74/ | All -- w/breakerless ign. system | D3LY 14A614-B | Service repair-8" long-4 terminal main wiring loom to modulator assy. connection | 1 |
| 14A658 | CONTACT TERMINAL ASSY. (POWER DOOR LOCKS) | | | |
| 79 | E100/350 | D9UZ 14A658-A | For upper position of sliding and rear doors | 4 |
| 79 | E100/350 | D9UZ 14A658-B | For lower position of sliding and rear doors | 4 |
| 14667 | WIRING ASSY. (REAR AXLE SHIFT MOTOR TO CONTROL SWITCH) | | | |
| 73 | B-F500 -- 2 speed axle- "Before Ser. Q80, 001" | C9HZ 14667-B | # C9TB 14667-A or C9HB 14667-A or B | 1 |
| 73 | F500 -- 176" W/B-2 speed axle- "From Q80, 001 to R60, 001" | | | 1 |
| 73 | B500 -- 2 speed axle- "From Ser. Q80, 001 to R60, 001" | D0HZ 14667-A | # D0HB 14667-A | 1 |
| 73 | F500 -- 134", 158" W/B- "From Ser. Q80, 001 to R60, 001" | | | 1 |
| 73/77 | B-F500 -- 2 speed axle- "From Ser. R60, 001" | D3TZ 14667-A | # D3TB 14667-AA | 1 |
| 73/77 | F-B500 | 20384-S8 | (B-43)-bolt (wiring to L.H. frame side member)- 1/4"-20 x 1" | 1 |

1973/79
TRUCK SERIES 100/500

| YEAR | MODEL/RESTRICTIONS | PART NUMBER | DESCRIPTION | QTY. |
|--|---|--------------|--|------|
| 14667 WIRING ASSY. (REAR AXLE SHIFT MOTOR TO CONTROL SWITCH) — Cont'd | | | | |
| 73/77 | F-B500 | 33795-S7 | (M-49)-nut-1/4"-20 | 1 |
| | | 34805-S8 | (X-62)-lockwasher-spring-1/4" | 1 |
| | | 34940-S7-8 | (X-88)-lockwasher-external tooth-1/4" | 1 |
| | | 352999-S32 | (GG-17)-clip (wiring to lower rail of L.H. frame side member) | 2 |
| 73/77 | B-F500 | 34653-S | (M-106-XA) nut (attach wiring to shift control motor) No. 8-32 | 2 |
| 73/77 | B-F500 | 304720-S | (B-55-B) bolt (attach wiring to L.H. front sidemember) 5/16"-18 x 1 1/4" | 1 |
| 73/77 | B-F500 | 376838-S | (MM-296-AF) nut (attach wiring to L.H. front sidemember) 5/16"-18 | 1 |
| 73/77 | B-F500 | 373415-S | (GG-199) clip (attach wiring to L.H. front sidemember) | 1 |
| 73/77 | B-F500 | 375610-S | (GG-213) clip (attach wiring to shift control motor) | 1 |
| 73/77 | B-F500 | 375614-S | (WW-2-D) clip (attach wiring to shift control motor) | 1 |
| 73/77 | B-F500 | 377713-S | (GG-221-B) clip (attach wiring to L.H. front sidemember) | 1 |
| 14668 WIRING ASSY. (REAR AXLE SHIFT CONTROL SWITCH) | | | | |
| 75/77 | B-F500 -- 2 speed axle- "From Ser. W40,001" | D6HZ 14668-B | # D5TB 14668-AA, C8TB 14668-A or B D6HT 14668-AA | 1 |
| 75/77 | B-F500 | 34053-S | (M-156) nut (attach wiring to circuit breaker) No. 10-24 | 2 |
| 75/77 | B-F500 | 34655-S | (M-107) nut (attach wiring to circuit breaker) No. 10-24 | 2 |
| 75/77 | B-F500 | 44713-S | (X-13) washer (attach wiring to circuit breaker) No. 10 | 2 |
| 75/77 | B-F500 | 34079-S | (M-163) nut (attach wiring to speedo adapter) No. 10-32 | 1 |
| 75/77 | B-F500 | 357136-S | (BB-56) screw (attach wiring to lower inst. panel flange) No. 8-32 x 5/8" | 2 |
| 75/77 | B-F500 | 34653-S | (M-106-XA) nut (attach wiring to lower inst. panel flange) No. 8-32 | 2 |
| 75/77 | B-F500 | 358361-S | (GG-143) clip (attach wiring to L.H. side of auto shift lever) | 1 |
| 75/77 | B-F500 | 377774-S | (GG-270) clip (attach wiring to R.H. side of auto shift lever) | 1 |
| 75/77 | B-F500 | 381726-S | (GG-326) clip (attach wiring to lower flange of inst. panel) | 1 |
| 14671 RETAINER (REAR AXLE SHIFT WIRING) | | | | |
| 73/77 | B-F500 | C3TZ 14671-A | | 2 |
| 14674 WIRING ASSY. (REAR AXLE SHIFT MOTOR TO CONTROL EXTENSION) | | | | |
| 73/77 | B500 | C3TZ 14674-C | # C3TB 14674-B-142 1/2" long | 1 |
| 73/77 | F500 -- 158" W/B | | | 1 |
| 73/77 | F500 -- 176" W/B | C3TZ 14674-E | # C3TB 14674-D-177 1/2" long | 1 |
| 73/77 | F500 -- 134" W/B | C3TZ 14674-N | # C3TB 14674-N-104 1/2" long | 1 |
| 14677 RELAY ASSY. (ACCESSORY SAFETY) — Also refer to group 13A435 | | | | |
| 73 | F100/350 -- w/dual battery- "Before Ser. R20, 001" | D3TZ 14677-A | # D3TB 14088-AA, AB | 1 |
| 73/ | F100/350 -- w/dual battery- "From Ser. R20, 001" | D3TZ 14677-B | # D3TB 14088-AC | 1 |
| 73/76 | M450/500 -- w/dual battery | | Mounted to R.H. frame | 1 |
| 75/ | E100/350 -- w/dual battery | | | 1 |
| 73/ | F100/350 -- w/trailer towing package | D2SZ 14677-B | # D2SB 14677-AA, D3AB 14677-AA | 1 |
| 76/ | F100/350 -- Crew Cab | | Use with Camper package | 1 |
| 74/76 | M450/500 | | | 1 |
| 77/ | E100/350 -- with A/C and or auxiliary heater | | | 2or3 |
| 78/ | E-F100/350 -- For dlr. installed fog lamp kits | D8TZ 14677-A | | 1 |
| 79 | E100/350 -- w/power door locks | D3OZ 14677-B | # D3OB 14A093-AB | 1 |
| 76 | E100/350 | 42367-S | (U-269-B) screw (attach relay to cowl panel L.H. side) No. 10-16 x 1/2" | 2 |
| 79 | E100/350 -- w/power door locks | | (attach relay to L.H. fender apron) | 1 |
| 76/ | F100/350 | | | 3 |
| 77 | E100/350 | 55914-S | (U-254-F) screw (attach aux. battery relay to front fender reinforcement) 1/4"-14 x 3/4" | AR |
| 14C690 Refer to group 14512 | | | | |

**1973/79
TRUCK SERIES 100/500**

| YEAR | MODEL/RESTRICTIONS | PART NUMBER | DESCRIPTION | QTY. |
|--|---|---------------------|---|--------------------------------|
| 15000 Clock Assy. (Refer to group 18806) | | | | |
| 15A006 WIRING ASSY. (CLOCK FEED) | | | | |
| 78/ | E100/350 -- with radio and digital clock | D8UZ 15A006-A | # D8UB 15A006-AB | 1 |
| 78/ | F100/350 -- with radio and digital clock | D8TZ 15A006-A | # D8TB 15A006-AC | 1 |
| 15A044 CIGAR LIGHTER KIT | | | | |
| 73/ | F100/350 | D3TZ 15A044-A | | 1 |
| Consists of | | | | |
| | 1-D3AZ 15052-B | Knob and element | 1-Instruction sheet | 4264 |
| | 1-D3DZ 15055-A | Socket and retainer | | |
| 73/74 | E100/350 | D3TZ 15A044-B | | 1 |
| 73/77 | F500 | | | 1 |
| Consists of | | | | |
| | 1-D3TZ 15052-A | Knob and element | 1-D3TB 15072-A | Lamp assy. |
| | 1-D3TZ 15055-B | Socket and retainer | 1-Instruction sheet | |
| 75/ | E100/350 | D7UZ 15A044-A | | 1 |
| Consists of | | | | |
| | 1-D3AZ 15052-B | Knob and element | 1-Instruction sheet | 4596-A |
| | 1-D3AZ 15055-A | Socket and retainer | 1-D5UZ 15A056-A | Wire assy. |
| 15052 KNOB and ELEMENT (CIGAR LIGHTER) | | | | |
| 73/74 | E100/300 | D3TZ 15052-A | | 1 |
| 73/77 | F500 | | | 1 |
| 73/76 | M450/500 | | | 1 |
| 73/ | F100/350 | D3AZ 15052-B | | 1 |
| 75/ | E100/350 | | | 1 |
| 15054 ELEMENT ASSY. (CIGAR LIGHTER) | | | | |
| 73/ | F100/350 | D3AZ 15054-A | | 1 |
| 75/ | E100/350 | | | 1 |
| 73/74 | E100/300 | D3TZ 15054-A | | 1 |
| 73/77 | F500 | | | 1 |
| 73/76 | M450/500 | | | 1 |
| 15055 SOCKET and RETAINER ASSY. (CIGAR LIGHTER) | | | | |
| 73/ | F100/350 | D3DZ 15055-A | | 1 |
| 75/ | E100/350 | D3AZ 15055-A | | 1 |
| 73/74 | E100/300 | D3TZ 15055-B | | 1 |
| 73/77 | F500 | | | 1 |
| 73/76 | M450/500 | | | 1 |
| 15A056 WIRE ASSY. (CIGAR LIGHTER) | | | | |
| 75/ | E100/350 | D5UZ 15A056-A | # D5UB 14K006-AA,AB, D8UB 14K006-AA | 1 |
| 15072 LAMP ASSY. (CIGAR LIGHTER) | | | | |
| 73/ | All | C3TZ 15072-A | | 1 |
| 73/76 | M450/500 | | | 1 |
| 15200 LAMP ASSY. (FOG) | | | | |
| 78/ | E-F100/350 -- exc. 81.84 w/push bar | D8TZ 15200-C | Marchal | 2 |
| 15200 FOG LAMP KIT | | | | |
| 78/ | E-F100/350 -- exc. Nebraska and Mississippi | D8TZ 15200-B | Marchal-when using on vehicles with push bar-(1) D8TZ 15266-A bracket kit is required | 1 |
| Consists of | | | | |
| | 2-D8TZ 15200-C | Lamp | 1- | Bundle of 18 ga. wire |
| | 1-D8TZ 15A214-B | Switch & Bracket | 1- | Bundle of 14 ga. wire |
| | 1-D8TZ 14677-A | Relay # 516 | 1- | Package of electrical hardware |
| | 2 | Plug | 1- | Installation sketch |

1973/79
TRUCK SERIES 100/500

| YEAR | MODEL/RESTRICTIONS | PART NUMBER | DESCRIPTION | QTY. |
|--|---|----------------|--|------|
| 15200 LAMP ASSY. KIT (ALL WEATHER SEALED BEAM) | | | | |
| 74/77 | F100/500 | ★ D4TZ 15200-A | Per-Lux (DLR. installed) repl. by 9462-2402 | 1 |
| 15A201 LAMP ASSY. (MARKER) -- Also refer to group 15442 | | | | |
| 73/74 | E100/300 | D5TZ 15A201-A | R.H. and L.H.-body side-amber | 2 |
| 73/74 | E100/300 | D5TZ 15A201-B | R.H. and L.H.-body side-red | 2 |
| 73/ | F100/250 (83) | | R.H. and L.H. body side-red | 2 |
| 73/ | F100/350 | D3TZ 15A201-A | R.H. and L.H.-front fender-amber - incl. attaching parts | 2 |
| 75/ | E100/350 | | R.H. and L.H.-front side | 2 |
| 75/79 | E250/350 (Parcel Delivery Van) | D5UZ 15A201-A | R.H. and L.H. Red | 2 |
| 73/ | F100/350 (99) | D3TZ 15A201-B | R.H. and L.H.-body side-red -incl. attaching. parts | 2 |
| 75/ | E100/350 | | R.H. and L.H.-body side rear | 2 |
| 73/ | F100/350(99) | 352963-S | (KK-17)-grommet (wire thru rear panel) | AR |
| 76/ | E100/350 | 55928-S | (U-380-A) screw (attach lamp to front fender and rear quarter panel) No. 8-18 x 3/4" | AR |
| 76/ | E100/350 | 383356-S | (MM-216-A) nut (attach lamp to front fender and rear quarter panel) No. 8 insert | AR |
| 76/ | F100/350 | 378374-S | (UU-81-E) screw (attach lamp to front fender and rear quarter panel) No. 8-18 x 1 1/8" | AR |
| 76/ | F100/350 | 383356-S | (MM-216-A) nut (attach lamp to front fender and rear quarter panel) No. 8 insert | AR |
| 15L203 LENS ASSY. (FOG LAMP) | | | | |
| 78/ | E100/350 | D8TZ 15L203-A | With Marchal fog lamp | 1 |
| 78/ | F100/350 | | | 1 |
| 15A211 WIRE ASSY. (FOG LAMP) | | | | |
| 78/ | E100/350 | D8UZ 15A211-A | # D8UB 15A211-AB,D9UB 15A211-AA | 1 |
| 78/ | F100/350 | D8TZ 15A211-B | # D8TB 15A211-BB | 1 |
| 15214 DOOR (FOG LAMP) | | | | |
| 78/ | E100/350 | D8TZ 15214-A | With Marchal fog lamp | 1 |
| 78/ | F100/350 | | | 1 |
| 15A214 SWITCH ASSY. (FOG LAMP) | | | | |
| 78/ | E100/350 | D8UZ 15A214-A | For production installed lamps | 1 |
| 78/ | F100/350 | D8TZ 15A214-A | # D8TB 15A214-AA for production installed lamps | 1 |
| 78/ | E100/350 | D8TZ 15A214-B | Use to replace dir. installed kit switch | 1 |
| 78/ | F100/350 | | | 1 |
| 15A218 BRACKET (FOG LAMP SWITCH MOUNTING) | | | | |
| 78/ | F100/350 | D8TZ 15A218-A | | 1 |
| 15220 BULB ASSY. (LAMP) | | | | |
| 73/ | E200/300(82,89E,F) -- w/School Bus warning lamps-- "From Ser. R60,001" | D3UZ 15220-A | Red-sealed beam (12 volt)-type No. 4633-R | 4 |
| 15A230 SPACER ASSY. (BODY SIDE LAMP) | | | | |
| 75/ | E100/350 -- w/sliding body side cargo door | D5UZ 15A230-A | # D5UB 15A475-AA, AB | 1 |
| 15K233 COVER (FOG LAMP) | | | | |
| 78/ | E100/350 | D8TZ 15K233-A | With Marchal fog lamp | 1 |
| 78/ | F100/350 | | | 1 |
| 15237 WIRING ASSY. (FOG LAMP FEED) | | | | |
| 78/ | E100/350 | D8UZ 15237-A | # D8UB 15237-AA connects lamps to 15A211 | 1 |
| 78/ | F100/350 | | # D8TB 15237-BA connects lamps to 15237 | 1 |
| 78/ | F100/350 | D8TZ 15237-A | # D8TB 15237-AB connect 15237 to 15A211 | 1 |
| 15266 BRACKET-FOG LAMP | | | | |
| 78/ | E-F100/350 | D8TZ 15266-A | Kit-with Marchal fog lamps and push bar | 1 |
| 15312 LIGHT KIT (SNOW PLOW) -- Incl. brackets | | | | |
| 73/75 | F100/250 | ★ D3TZ 15312-A | Use with Meyers snowplow-Not replaced | 1 |
| 73/75 | F100/250 | ★ D2TZ 15312-B | Use with Western snowplow-Not replaced | 1 |

1973/79
TRUCK SERIES 100/500

| YEAR | MODEL/RESTRICTIONS | PART NUMBER | DESCRIPTION | QTY. |
|--|------------------------------------|--------------------------------|---|---------------------------------|
| 15313 SPOTLAMP and BRACKET KIT | | | | |
| 73/74 | B500,F100/500 | ★ C9TZ 15313-A Not replaced | "Roof mounted"--not to be sold in Oklahoma or Wisconsin | 1 |
| Consists of | | | | |
| | 1-C9TZ 15224-A | Switch and escutcheon assy. | 1-C9TJ 15324-A | Gasket-spotlamp bracket-outside |
| | 1-C9TJ 15300-A | Spotlamp assy. | 1-C9TJ 15387-A | Sleeve-spotlamp-inside |
| | 1-C9TJ 15A300-A | Wire assy.-spotlamp feed | 2-356657-S32 | Speed-nut-1/4"-20 |
| | 2-C8AZ 15A315-A | Screw-1/4"-20 x 1" oval head | 1-Instruction sheet | |
| | 1-C9TZ 15A317-A | Retainer-control escutcheon | | |
| 73/74 | F100/500 | ★ D3TZ 15313-A Not replaced | L.H. mount | 1 |
| Consists of | | | | |
| | 1-D3TJ 15302-AA | Spotlamp assy. | 1- | Screw No. 10-16 x 1/2" |
| | 1-D3TJ 15315-AA | Bracket assy. (outside) | 2- | Screw No. 10-16 x 7/8" |
| | 1-C1TF 15325-A | Bracket assy. (inside) | 1-Installation sketch | |
| | 1-D3TZ 15324-A | Gasket (inside) | | |
| 15324 GASKET (SPOTLAMP BRACKET) OUTSIDE | | | | |
| 73/74 | F100/500 | D3TZ 15324-A | | 1 |
| 15A402 GASKET (MARKER LAMP LENS) | | | | |
| 73/75 | All -- w/roof mounted marker lamps | D0TZ 15A402-A | Plastic-tear drop shape | AR |
| 76/ | F100/500 | D6TZ 15A402-A | Rectangular design | 5 |
| 15A404 WIRING ASSY. (MARKER LAMPS TO SWITCH) | | | | |
| 73/75 | F100/500 -- w/roof marker lamps | D3TZ 15A404-B | # D3TB 15A404-BB | 1 |
| 76 | F100/500 | D6TZ 15A404-A | # D5TB 15A404-AA | 1 |
| 77/ | F100/500 | D7TZ 15A404-A | # D7TB 15A404-AA | 1 |
| 76 | F100/350 | 381645-S | (GG-261) clip (attach wiring to marker lamp) | 2 |
| 75/ | F100/500 | 42367-S | (U-269-B) screw (attach wiring to L.H. side of cowl panel) No. 10-16 x 1/2" | 1 |
| 15A416 WIRING and PLUG KIT TRAILER LIGHTING - refer to groups 13A576 and 14A348 | | | | |
| 15A416 WIRING KIT (TRAILER LAMP PLUG) | | | | |
| 73/74 | E100/300 | C7AZ 15A416-A | | 1 |
| Consists of | | | | |
| | 3-C6AZ 13A435-A | Relay | 3-55980-S | Screw-1/4"-14 x 3/8" |
| | 1-C6AZ 13A576-A | Wiring | 1-354451-S | Grommet |
| | 3-C7AZ 14487-A | Sleeve | 1-358282-S | Grommet |
| | 1-55906-S | Screw-No. 8-18 x 3/8" | 1-Instruction sheet | |
| 73/75 | F100/350 | ★ D4TZ 15A416-A(9/78) | Not replaced | 1 |
| Consists of | | | | |
| | 1-D3TZ 13A576-B | Wiring | 3-D2SZ 14677-B | Relay |
| | 1-D3TZ 14A346-A | Wiring | 1-D3TZ 15436-B | Wiring |
| | 1-D2AZ 14A348-B | Wiring | | 1-40918-S36 Screw |
| | | | | 6-42367-S36 Screw |
| 15A417 WIRING ASSY. (TRAILER LAMPS) - refer to group 15436 | | | | |
| 15B419 SHIELD (BODY SIDE LAMP) | | | | |
| 73/74 | E100/300 | D0UZ 15B419-A | Steel | 1or2 |
| 75/ | E100/350 | D5UZ 15B419-A | # D5UB 15B419-AA-L.H.-rear marker lamp | 1 |
| 75 | E250/350 (Parcel Delivery Van) | D5UZ 15B419-B | Roof clearance lamp - cargo area | 1 |
| 15B421 BRACKET (BODY SIDE LAMP) | | | | |
| 73/ | F100/250 (83) | D3TZ 15B421-A | R.H.- # D3TB 15B422-AA | 1 |
| | | D3TZ 15B421-B | L.H.- # D3TB 15B421-AA | 1 |
| 15A434 SOCKET and WIRE ASSY. (FRONT SIDE LAMP) | | | | |
| 73/74 | E100/300 | D0UZ 15A434-A | R.H. and L.H.- # D0UB 15A434-B or C | 2 |
| 75/ | F100/350 | D0DZ 15A434-B | R.H. and L.H. | 2 |
| 75/ | E100/350 | | R.H. and L.H. | 2 |

1973/79
TRUCK SERIES 100/500

| YEAR | MODEL/RESTRICTIONS | PART NUMBER | DESCRIPTION | QTY. |
|---|--|--------------|---|------|
| 15436 WIRING ASSY. (TRAILER LAMPS) | | | | |
| 73/76 | F100/350 (Regular Cab) -- w/trailer towing package-- "Before Ser. C25,000" | D3TZ 15436-D | # D3TB 15A417-AB, AC | 1 |
| 76/77 | F100/350 (Regular Cab) -- w/trailer towing package-- "From Ser. C25,000" | D6TZ 15436-A | # D6TB 15A417-AA | 1 |
| 78/ | F100/350 (Regular Cab) -- w/trailer towing package | D7TZ 15436-A | # D7TB 15A417-AA, D8TB 15A417-CA | 1 |
| 74/76 | F100/350 (Super Cab) -- w/trailer towing package "Before Ser. C25,000" | D4TZ 15436-A | # D4TB 15A417-AA, D3TS 15A417-AA | 1 |
| 74/76 | F250/350(99 Crew Cab) -- 2/W/D w/trailer towing package "Before Ser. C25,000" | | | 1 |
| 76/77 | F100/350 (Super or Crew Cab) -- w/trailer towing package-- "From Ser. C25,000" | D6TZ 15436-B | # D6TB 15A417-BA | 1 |
| 78/ | F100/350 (Super or Crew Cab) -- w/trailer towing package | D7TZ 15436-B | # D7TB 15A417-BA, D8TB 15A417-BA | 1 |
| 77 | F100/350 | 56910-S | (U-413)-screw (attach wiring to dash panel and at frame) No. 8-18 x 1/2" | AR |
| 15A436 RETAINER (MARKER LAMP) - Improve | | | | |
| 15442 LAMP ASSY. (MARKER) - Also refer to 15A201 | | | | |
| 75 | E250/350 (Parcel Delivery Van) | D5UZ 15442-A | Red | 5 |
| 75 | E250/350 (Parcel Delivery Van) | D5UZ 15442-B | Amber | 5 |
| 73/76 | F100/500 "Before Ser. A25,001" | D0TZ 15442-A | Amber-tear, drop design-roof mounted | 5 |
| 76/ | F100/500 "From Ser. A25,001" | D6TZ 15442-A | Amber-rectangular design roof mounted one piece lens and body less wiring and socket | 5 |
| 73/74 | F350(80,86) -- "Before Ser. U80,001" | C9TZ 15442-C | Red-rectangular design-mounts to sides, corners and rear center of bed | AR |
| 73/74 | F350(80,86) -- "Before Ser. U80,001" | C9TZ 15442-B | Amber-rectangular design-mounts to front and front side of bed | AR |
| 74/ | F350(80,86) -- "From Ser. U80,001" | D4TZ 15442-B | Red-round-mounts to rear sides, corners and rear center of bed | 7 |
| 74/ | F350(80,86) -- "From Ser. U80,001" | D4TZ 15442-C | Amber-round-mounts to front side of bed | 2 |
| 76 | F100/350 | 383356-S | (MM-216-PA) nut (attach lamp to rear quarter panel and front fender) No. 8 insert | AR |
| 73/ | F100/500 | 26483-S7 | (U-172)-screw (lamp to roof)-1/4"-20 x 1/2" | AR |
| | | 34905-S7 | (X-97)-lockwasher-1/4" | AR |
| | | 33795-S7 | (M-49)-nut-1/4"-20 | AR |
| | | 55974-S45X | (U-316-D)-screw (lamp to roof)-oval head-- No. 8-18 x 3/4" | 4 |
| | | ★50828-S | Screw (lamp to roof)-external tooth washer pan head-1/4"-20 x 3/4" | AR |
| 73/ | F350 (80) | ★357918-S | Screw (lamp to platform)-No. 10-24 x 5/8" | AR |
| | | 34053-S8 | (M-156)-nut-No. 10-24 | AR |
| | | 34903-S8 | (X-96)-lockwasher-No. 10 | AR |
| 76 | F100/500 | 382167-S | (MM-119-X) rivet nut (attach lamp to roof panel) No. 8-32 | AR |
| 76 | F100/500 | 381518-S | (BB-601-F) screw (attach lamp to roof panel) No. 8-32 x 3/4" | AR |
| 76 | F100/350 | 34053-S | (M-155) nut (attach lamp to roof panel) No. 8-32 | 10 |
| 76 | F100/350(80) | | (attach lamp to platform) | 18 |
| 76 | F100/350 | 378374-S | (UU-81-E, screw (attach lamp to body side mounting bracket) No. 8-15 x 1 1/8" | 4 |

1973/79
TRUCK SERIES 100/500

| YEAR | MODEL/RESTRICTIONS | PART NUMBER | DESCRIPTION | QTY. |
|---|--|----------------|---|------|
| 15442 LAMP ASSY. (MARKER) - Also refer to 15A201 - Cont'd | | | | |
| 76 | F100/350 | 383356-S | (MM-216-PA) nut (attach lamp to body side mounting bracket) No. 8 insert | 4 |
| 76 | F100/350 | 374998-S | (GG-213-A) clip (attach wiring of lamp assy. to L.H. side member) | 1 |
| 76 | F100/500 | 381518-S | (BB-601-F) screw (attach wiring to roof panel) No. 8-32 x 3/4" | 10 |
| 15A442 SOCKET and WIRING ASSY. (BODY SIDE LAMP or ROOF MARKER) | | | | |
| 73/76 | F100/250(83) "Before Ser. A25,001" | D3TZ 15A442-B | R.H. and L.H.- # D3TB 15A442-BA-30" long | 2 |
| 73/76 | F100/350(99) "Before Ser. A25,001" | D3TZ 15A442-C | R.H. and L.H.- # D0UB 15A442-B D3TB 15A442-AA,AB-14" long | 2 |
| 73/74 | E100/300 | | | |
| 76/ | F100/500 "From Ser. A25,001" | D6TZ 15A442-A | # D5TB 15460-AA-7" long D7TB 15460-AA,D8TB 15460-AA | 5 |
| 73/74 | M450/500 "Before Ser. U00,001" | D3HZ 15A442-A | # D3HS 15460-BA-used for marker lamps | 1 |
| 76 | E100/350 | 55907-S | (U-254-B) screw (attach socket and wiring to R.H. spare tire carrier and L.H. fuel tank pipe) No. 8-18 x 1/2" | AR |
| 76 | F100/350 | | (attach socket and wiring to rear quarter panel (reinforcement)) | AR |
| 76 | F100/350 | 42367-S | (U-269-B) screw (attach socket and wiring to rear reinforcement) No. 10-12 x 1/2" | AR |
| 15443 SWITCH ASSY. (MARKER LAMP BLINKER) - Also refer to group 9A050 | | | | |
| 73/ | B-F350/500(84) | D3TZ 15443-C | # D3TB 15443-AB-"Marker Lamp" | 1 |
| 75/77 | B-F500(81) | | | 1 |
| 74 | All - - New York City only | | Use as electric horn tone selector switch | 1 |
| 74/76 | M450/500 "From Ser. U00,001" | | | 1 |
| 73/74 | F100/350 - - w/cargo lamp "Before Ser. U40,001" | ★ D3TZ 15443-B | # D3TB 15N562-AA-"Cargo-Light"-Repl. by D4TZ 15443-A(11/73) | 1 |
| 73/ | F100/350 - - w/cargo lamp "From Ser. U40,001" | D4TZ 15443-A | # D3TB 15N562-AA, D4TB 15N562-AA-"Cargo-Light" | 1 |
| 76 | F100/500 | 353547-S | (GG-173) clip (attach wiring of switch to markerlamp) | 2 |
| 15444 BRACKET (MARKER LAMP MOUNTING) | | | | |
| 73/77 | F350(80,86) | D4TZ 15444-A | | 1 |
| 78/ | F350(80,86) | D8TZ 15444-A | | 1 |
| 15A447 GASKET (BODY SIDE LAMP HOUSING) | | | | |
| 73/74 | E100/300 | D0UZ 15A447-A | Sponge rubber | AR |
| 73/ | F100/350 | D3TZ 15A447-A | R.H. and L.H.use w/front and rear side marker lamps- | 4 |
| 76/ | E100/350 | | | 4 |
| 15460 Refer to group 15A442 | | | | |
| 15A460 BEZEL (BODY SIDE LAMP) | | | | |
| 73/74 | E100/300 | D0UZ 15A460-A | Also used w/front side marker lamps | 4 |
| 75 | E250/350 (Parcel Delivery Van) | D5UZ 15A460-A | Used for front and rear lamps | 10 |
| 15464 LENS ASSY. (MARKER LAMP) | | | | |
| 73/ | F100/500 | D0TZ 15464-A | Amber-tear drop design | AR |
| 73/74 | F350(80,86) "Before Ser. U80,001" | D2TZ 15464-A | Red-rectangular-bridge type design | AR |
| 73/74 | F350(80,86) "Before Ser. U80,001" | D2TZ 15464-B | Amber-rectangular-bridge type design | AR |
| 74/ | F350(80,86) "From Ser. U80,001" | D4TZ 15464-A | Amber- round-2 1/2" O.D. | AR |
| 74/ | F350(80,86) "From Ser. U80,001" | D4TZ 15464-B | Red-round- 2 1/2" O.D. | AR |
| 15469 BEZEL (MARKER LAMP SWITCH) | | | | |
| 73/ | B-F350/500(84) | D3TZ 15469-A | | 1 |
| 74/76 | M450/500 "From Ser. U00,001" | | | 1 |
| 73/76 | B-F350(84) | | | 1 |

**1973/79
TRUCK SERIES 100/500**

| YEAR | MODEL/RESTRICTIONS | PART NUMBER | DESCRIPTION | QTY. |
|--|---|---------------|---|------|
| 15A475 Refer to group 15A230 | | | | |
| 15500 LAMP ASSY. (BACKUP) | | | | |
| 75 | E250/350 (Parcel Delivery Van) | D5UZ 15500-A | | 2 |
| 15510 GASKET (BACK-UP LAMP LENS) | | | | |
| 73/ | F100/350 -- w/cargo lamp | C4SZ 15510-B | For cargo lamp | 1 |
| 15513 DOOR (BACK-UP LAMP or CARGO LAMP) | | | | |
| 73/ | F100/350 -- w/cargo lamp | C4SZ 15513-B | For cargo lamp | 1 |
| 15514 LENS (BACK-UP LAMP or CARGO LAMP) | | | | |
| 73/ | F100/350 -- w/cargo lamp | C4SZ 15514-B | For cargo lamp | 1 |
| 15517 BRACKET (BACK-UP LAMP SWITCH MOUNTING) | | | | |
| 73/74 | E100/300 | D1UZ 15517-A | # D1UB 15517-AA | 1 |
| 73/74 | F100/250 -- 3/M/T without P/S "Before Ser. T00, 001" | C9TZ 15517-B | | 1 |
| 74/ | F100/250 -- 3/M/T without P/S "From Ser. T00, 001" | D4TZ 15517-B | | 1 |
| 73/74 | F100/250 -- 3/M/T and P/S "Before Ser. T00, 001" | C9TZ 15517-C | | 1 |
| 75/ | E100/350 | | | 1 |
| 74/ | F100/250 -- 3/M/T with P/S "From Ser. T00, 001" | D4TZ 15517-A | | 1 |
| 15520 BRACKET and SWITCH ASSY. (BACKUP LAMP) | | | | |
| 73/ | F100/250 -- 3/M/T | C9TZ 15520-F | *SW-938-switch-incl. clip 74276-S2 (R4) | 1 |
| 73/ | E100/300 -- M/T | | | 1 |
| 78/ | E100/350 -- 4/M/T w/overdrive | D8TZ 15520-A | *SW-1487-A-# D8TB 15546-AA, D8UB 15546-AA | 1 |
| 78/ | F100/350 -- 4/M/T w/overdrive | | | |
| 73/77 | B-F500 | C9TZ 15520-C | *SW-840-# C9TB 15520-B-switch assy. | 1 |
| 73/ | F100/350 -- 4/M/T w/o overdrive | | | 1 |
| 73/77 | P350/500 -- 4/M/T | | | 1 |
| 73/75 | P350/500 -- 3/M/T | D0TZ 15520-A | *SW-945-# D0TB 15546-A-bracket and switch assy. | 1 |
| 73/ | E100/300, F100/350 -- 3/M/T | 74276-S2 | (R-4)-clip (attach back-up lamp switch to steering column bracket)-3/8" | 1 |
| 15525 WIRE ASSY. (BACKUP LAMP SWITCH TO REAR LAMP FEED)- Unless listed improvise from bulk wire (14296) | | | | |
| 73/ | F100/350 -- 4/M/T | C9TZ 15525-A | # C9TB 15525-B | 1 |
| 73/77 | P350/500 -- 4/M/T | | | 1 |
| 75/ | E100/250 -- M/T | D5UZ 15525-A | # D5UB 15A545-AA,AB-36" long extension | 1 |
| 78/ | E100/350 -- with 4/M/T Clark trans | D8UZ 15525-A | # D8UB 15A519-AA, D9UB 15525-AA | 1 |
| 78/ | F100/350 -- with 4/M/T Clark trans | D8TZ 15525-A | # D8TB 15525-AA | 1 |
| 76/ | F100/350 | 352204-S | (GG-148) clip (attach wiring to trans. housing) | 1 |
| 76/ | F100/350 | 372047-S | (GG-217) clip (attach wiring to inst. panel at cowl) | 2 |
| 15536 SOCKET and WIRING ASSY. (BACKUP LAMP) | | | | |
| 74/ | F100/350(99) | D4TZ 15536-A | # D4TB 15A536-AA, D5UB 15A536-AA-(2) leads 8" | AR |
| 75/ | E100/350 | | long incl. socket | 1 |
| 15A536 Refer to group 15536 | | | | |
| 15540 ACTUATOR (BACKUP LAMP SWITCH) | | | | |
| 73/ | E100/300 -- 3/M/T | D3UZ 15540-A | | 1 |
| 73/75 | P350/500 -- 3/M/T | | | 1 |
| | | 55583-S7-8 | (U-1-M)-screw (actuator to switch to steering column)-No. 8-32 x 3/8" | 1 |
| 15A542 RETAINER (BACKUP LAMP SWITCH ACTUATOR) | | | | |
| 73/74 | E100/300 -- 3/M/T | C7TZ 15A542-A | | 1 |
| 73/75 | P350/500 -- 3/M/T | | | 1 |

**1973/79
TRUCK SERIES 100/500**

| YEAR | MODEL/RESTRICTIONS | PART NUMBER | DESCRIPTION | QTY. |
|--------|---|---------------|--|------|
| 15A545 | Refer to group 15525 | | | |
| 15546 | Refer to group 15520 | | | |
| 15550 | LAMP ASSY. (UTILITY) | | | |
| 73/77 | F100/350 -- w/cargo lamp "Before Ser. Y60,001" | D3TZ 15550-A | Incl. attaching parts | 1 |
| 77/ | F100/350 -- w/cargo lamp "From Ser. Y60,001" | D7TZ 15550-A | Black | 1 |
| 76/ | F100/350 | 42367-S | (U-269-B) screw (attach lamp to roof panel) No. 10-16 x 1/2" | 1 |
| 76/ | F100/350 | 359573-S | (UU-53-F) screw (attach lamp to side pillar) No. 8-18 x 5/8" | 2 |
| 15A552 | Refer to group 15B590 | | | |
| 15A559 | SOCKET and WIRE (UTILITY LAMP) | | | |
| 77/ | F100/350 -- w/cargo lamp | D7TZ 15A559-A | # D8TB 15A559-AA | 1 |
| 15A562 | Refer to group 13A576 | | | |
| 15N562 | Refer to group 15443 | | | |
| 15C580 | BEZEL (EMERGENCY WARNING SWITCH) | | | |
| 73/77 | P350/500 | D3BZ 15C580-A | "Emergency Flasher" | 1 |
| 73/ | F350 (84) | D0TZ 15C580-B | "Emergency Flasher" | 1 |
| 15583 | SWITCH, FLASHER and WIRING ASSY. (EMERGENCY WARNING) - also refer to group 13A350 | | | |
| 73 | P350/500 | C6TZ 15583-B | # C6TB 15583-B | 1 |
| | | 40917-S8 | (U-257)-screw (flasher assy. to instrument panel)-No. 8-32 x 1/2" | 2 |
| | | 43251-S8 | (U-73)-screw (wiring and switch to steering column bracket)-No. 8-32 x 1/2" | 2 |
| 15B590 | SWITCH and WIRING ASSY. (UTILITY LAMP) | | | |
| 73/ | E150/300(82,89E,F) -- w/School Bus warning lamps | C9UZ 15B590-A | # C9UB 15A552-A-use w/warning stop lamps | 1 |
| 15595 | BRACKET (EMERGENCY WARNING FLASHER SWITCH MOUNTING) | | | |
| 73/77 | P350/500 | D3TZ 15595-A | | 1 |
| 75/ | E150/250(82,89E,F) -- w/School Bus warning lamps | D5UZ 15595-A | Used with warning stop lamps | 1 |
| 15A691 | INSULATOR (TOP CONTROL CIRCUIT BREAKER STUD) | | | |
| 73/74 | E100/300 | C0SF 15A691-A | Use to cover points of voltage regulator mounting screws | 2 |
| 15702 | LAMP ASSY. (ENGINE COMPARTMENT) | | | |
| 73/75 | F100/350 | D3TZ 15702-A | # D3TB 15702-AA, AB, D4TB 15702-AA-incl. mercury switch | 1 |
| 76/78 | F100/350 "Before Ser. BE0,001" | D6TZ 15702-A | # D6TB 15702-AA,AB | 1 |
| 78/ | F100/350 "From Ser. BE0,001" | D8TZ 15702-A | # D8TB 15702-AA | 1 |
| 76/ | F100/350 | 42367-S | (U-269-B) screw (attach lamp to inner hood panel) No. 10-16 x 1/2" | 1 |
| 76/ | F100/350 | 354988-S | (BB-635) screw (attach wiring clip of lamp assy to dash panel) No. 8-32 x 13/16" | 1 |
| 76/ | F100/350 | 45253-S | (M-176/) nut (attach wiring clip of lamp assy. to dash panel) No. 8-32 | 1 |
| 15A801 | WIRING AND SOCKET ASSY. (TRANSMISSION CONTROL SELECTOR INDICATOR) | | | |
| 78/ | E100/350 | D8TZ 15A801-A | # D8TA 7B036-AB,AC Used with tilt Column | 1 |
| 78/ | F100/350 -- 2/W/D | | | 1 |
| 78/ | F150 -- 4/W/D | | | 1 |
| 78/ | E100/350 | D8TZ 15A801-B | # D8TA 7B036-BB Used with fixed column | 1 |
| 78/ | F100/350 -- 2/W/D | | | 1 |
| 78/ | F100/250 -- 4/W/D | | | 1 |

1973/79
TRUCK SERIES 100/500

SECTION 160 1

| YEAR | MODEL/RESTRICTIONS | PART NUMBER | DESCRIPTION | QTY. |
|--|-----------------------|---|---|------|
| 16003-4 Refer to Exterior Moulding Section at the end of this catalog | | | | |
| 16005-6 FENDER (FRONT) | | | | |
| 73/77 | B-F500 | (RH) D7TZ 16005-B | (LH) D7TZ 16006-B | 1 |
| 75/ | E100/350 | (RH) D5UZ 16005-A | (LH) D5UZ 16006-A | 1 |
| 73/78 | F100/350 | (RH) ★ D6TZ 16005-A r/bD9TZ 16005-A(12/78) | (LH) ★ D6TZ 16006-A r/bD9TZ 16006-A(5/79) | 1 |
| 79 | F100/350 | (RH) D9TZ 16005-A | (LH) D9TZ 16006-A | 1 |
| 73/ | B-F500, F100/350 | 384458-S2 | (MM-284-DD)-nut-locking-"U" shaped-3/8"-16 | 2 |
| 73/ | F100/500 | 376966-S | (PP-3-D)-plug button-5/8" O.D. | 2 |
| 73/ | F100/350 | 377678-S | (PP-3-E)-plug button-1 1/2" O.D. | 2 |
| 16A016-7 FILLER (FRONT FENDER REAR) | | | | |
| 73/ | B-F350/500 (84) | (RH) D3TZ 16A016-B | (LH) D3TZ 16A017-B | 1 |
| 73/ | B-F350/500 (84) | 380334-S | (SS-45-H)-rivet-blind-3/16" | 10 |
| 16A023 BRACE (FRONT FENDER TO RADIATOR SUPPORT) | | | | |
| 73/77 | F100/350 | D3TZ 16A023-A | | 2 |
| 79 | F250/350 | D9TZ 16A023-A | | 2 |
| 16038-9 Refer to Exterior Moulding Section at the end of this catalog | | | | |
| 16054-5 APRON (FRONT FENDER)-also refer to group 11142-3 in Body Section | | | | |
| 73 | F100 -- 4/W/D | (RH) ★ D4TZ 16054-A | (LH) ★ D3TZ 16055-A | 1 |
| 73/78 | F100/350 -- 2/W/D | r/bD9TZ 16054-A(5/79) | r/bD9TZ 16055-B(6/79) | 1 |
| 74/78 | F100/150 -- 4/W/D | (RH) ★ D4TZ 16054-A | (LH) ★ D6TZ 16055-A | 1 |
| | | r/bD9TZ 16054-A(5/79) | r/bD9TZ 16055-A(11/79) | |
| 73/77 | F250-4/W/D- | (RH) ★ D4TZ 16054-A | (LH) ★ D3TZ 16055-A | 1 |
| | "Before Ser. 080,001" | r/bD9TZ 16054-A(5/79) | r/bD9TZ 16055-B(6/79) | |
| 77/78 | F250 -- 4/W/D - | (RH) ★ D4TZ 16054-A | (LH) ★ D6TZ 16055-A | 1 |
| | "From Ser. 080,001" | r/bD9TZ 16054-A(5/79) | r/bD9TZ 16055-A(11/79) | |
| 79 | F100/350 -- 2/W/D | (RH) D9TZ 16054-A | (LH) D9TZ 16055-B | 1 |
| 79 | F100/350 -- 4/W/D | (RH) D9TZ 16054-A | (LH) D9TZ 16055-A | 1 |
| 73/77 | B-F500 | (RH) D1TZ 16054-A | (LH) ★ D1TZ 16055-A | 1 |
| | | | r/bD9TZ 16055-C(12/78) | |
| 75/ | E100/350 | (RH) D5UZ 16054-A | (LH) D5UZ 16055-A | 1 |
| 75/ | E100/350 | (RH) D5UZ 16054-B | (LH) D5UZ 16055-B | 1 |
| | | | Front | |
| | | | Rear | |
| 16060 REINFORCEMENT (FRONT FENDER APRON LOWER) | | | | |
| 73/77 | B-F500 | C7TZ 16060-A | | 2 |
| 16A076 REFER TO EXTERIOR MOULDING SECTION "R" FOR COMPLETE RETAINER PART NUMBER | | | | |
| 16C078 BRACKET (FRONT FENDER MOUNTING REAR) | | | | |
| 73/ | F100/500 (81) | D3TZ 16C078-A | | 2 |
| 75/78 | E100/350 | D5UZ 16C078-A | | 2 |
| 16102 SHIELD(FRONT FENDER SPLASH) | | | | |
| 76/ | F100/350 | (RH) D6TZ 16102-A | (LH) D6TZ 16103-A | 1 |
| 16A124 BAR (FRONT FENDER APRON TO RADIATOR SUPPORT TIE) | | | | |
| 73/77 | P350/500 | C5TZ 16A124-A | | 1 |
| | | 20388-S8 | (B-80)-bolt (bar to support assy.)-3/8"-16 x 1" | 4 |
| | | 33799-S7 | (M-52)-nut-3/8"-16 | 4 |
| | | 34807-S8 | (X-66)-lockwasher-3/8" | 4 |
| 16126-7 SEAL (FRONT FENDER TO COWL) | | | | |
| 73/76 | B-F500 | C7TZ 16126-B | R.H. and L.H. | 2 |
| 73/76 | F100/350 | (RH) D3TZ 16126-A | (LH) D3TZ 16127-A | 1 |
| 16B126-7 SEAL (FRONT FENDER APRON TO DASH) | | | | |
| 73/77 | B-F500 | D2TZ 16B126-A | | 1 |
| 73 | F100/350 | (RH) D3TZ 16B126-A | (LH) D3TZ 16B127-A | 1 |
| 74/76 | F100/350 | D3TZ 16B127-A | R.H. and L.H. | 2 |
| 16138 SUPPORT (RADIATOR) | | | | |
| 73/74 | B-F500 | "Before Ser. U60,001" ★ D3TZ 16138-A | Repl. by D4TZ 16138-A(2/78) | 1 |
| 74/77 | B-F500 | "From Ser. U60,001" D4TZ 16138-A | | 1 |
| 73/74 | E100/300 | C8UZ 16138-A | | 1 |

APRIL, 1980

COPYRIGHT © 1980--

FORD MOTOR
COMPANY

—DEARBORN, MICHIGAN

CHANGE 1

1973/79
TRUCK SERIES 100/500

| YEAR | MODEL/RESTRICTIONS | PART NUMBER | DESCRIPTION | QTY. |
|---|--|---|---|------------|
| 16138 SUPPORT (RADIATOR) — Cont'd | | | | |
| 73/ | F100/350 -- w/round headlamps | D3TZ 16138-D | Two sets of radiator mounting holes (1) 23" between centers (2) 25 1/2" between centers | 1 |
| 73/ | F100/350 -- w/round headlamps | D3TZ 16138-B | 28 1/2" between radiator mounting holes | 1 |
| 78/ | F100/350 -- w/rectangular headlamps | D8TZ 16138-A | Two sets of radiator mounting holes (1) 23" between centers (2) 28 1/2" between centers—also has locating depressions 25 1/2" between centers | 1 |
| 73/76 | M450/500 | D3HZ 16138-A | | 1 |
| 73/77 | P350/500 | | Refer to group 8A339 | 1 |
| 16152-3 SUPPORT (RADIATOR SIDE) | | | | |
| 73/74 | E100/300 | (RH) C8UZ 16152-A | (LH) D1UZ 16153-A | 1 |
| 75/78 | E100/350 | (RH) D5UZ 16152-A | (LH) D5UZ 16153-A | 1 |
| 79 | E100/350 | (RH) D9UZ 16152-A | (LH) D9UZ 16153-A | 1 |
| 16B152-3 BRACE (FRONT FENDER EXTENSION LOWER) | | | | |
| 73/77 | B-F500 | (RH) ★ C7TZ 16B152-A r/b D8TZ 16B152-A(4/79) | (LH) C7TZ 16B153-A | 1 |
| | | 379930-S | (MM-173-M)-nut-hex.-5/16"-18 | 6 |
| | | 57140-S2 | (B-340-H)-screw and washer-5/16"-18 x 1" | 6 |
| 16C152-3 EXTENSION (FRONT FENDER and RADIATOR SUPPORT) | | | | |
| 75/ | E100/350 | (RH) D5UZ 16C152-A | (LH) D5UZ 16C153-A | 1 |
| 16154-5 FENDER APRON REINFORCEMENT (FRONT) | | | | |
| 78/ | F100/350 | (RH) D8TZ 16154-A | (LH) D8TZ 16155-A | 1 |
| 16160-1 MOULDING ASSY. (FRONT FENDER)—Includes attaching parts | | | | |
| 75/ | E100/350 | (RH) D5UZ 16160-A | (LH) D5UZ 16161-A | 1 |
| 16B160-1 EXTENSION (FRONT FENDER REAR LOWER) | | | | |
| 73/77 | B-F500 | (RH) D7TZ 16B160-A | (LH) D7TZ 16B161-A | 1 |
| 73/77 | B-F500 | 56320-S4 | (B-318-GD)-bolt-hex. head-5/16"-18 x 3/4" | 6 |
| | | 379930-S2 | (MM-173-M)-nut-hex. washer lock-5/16"-18 | 6 |
| 16A165 BRACKET (FRONT FENDER TO COWL SIDE) | | | | |
| 73/77 | B-F500 | D3TZ 16A165-A | | 2 |
| 16C181 SEAL (FRONT FENDER TO FRAME) | | | | |
| 76/ | F100/250 -- 4/W/D | D6TZ 16C181-A | L.H. | 1 |
| 16C186 REINFORCEMENT (FRONT FENDER) | | | | |
| 73/76 | F100/350 -- w/dual battery | D3TZ 16C186-A | | 1 |
| 77/78 | F100/350 -- w/dual battery and H/D jack. | D3TZ 16C186-A | | 1 |
| 77/ | F100/350 -- w/dual battery without HD jack | D7TZ 16C186-A | | 1 |
| 16D186-7 REINFORCEMENT (FENDER TOP FRONT-LOWER) | | | | |
| 75/78 | E100/350 | (RH) D5UZ 16D186-A | (LH) ★ D5UZ 16D187-A r/b D9UZ 16D187-A(11/79) | 1 |
| 79 | E100/350 | (RH) D5UZ 16D186-A | (LH) D9UZ 16D187-A | 1 |
| 16B198-9 GUSSET (FRONT FENDER APRON TO RADIATOR SUPPORT) | | | | |
| 75/79 | E100/350 "Before Ser. EG0,001" | (RH) D7UZ 16B198-A | (LH) D7UZ 16B199-A | 1 |
| 79 | E100/350 "From Ser. EG0,001" | (RH) D7UZ 16B198-A | (LH) D9UZ 16B199-A | 1 |
| 16224 BRACKET (FRONT FENDER BRACE) | | | | |
| 79 | F250/350 | D9TZ 16224-A | | 2 |
| 16246 SEAL (FRONT FENDER TO FRONT BODY PILLAR) | | | | |
| 73 | B-F500 "Before Ser. R20,001" | (RH) D3TZ 16246-E | (LH) D3TZ 16246-F | Cut to fit |
| 73 | F100/350 "Before Ser. R20,001" | (RH) D3TZ 16246-A | (LH) D3TZ 16246-F | Cut to fit |
| 73/77 | B-F100/500 "From Ser. R20,001" | (RH) D3TZ 16246-E | (LH) D3TZ 16246-F | Cut to fit |
| 16312-3 FENDER (REAR) | | | | |
| 73/ | F100/250 (83) | (RH) B7C 16312-A | (LH) B7C 16313-A | 1 |
| | | 44725-S8 | (X-22)-flatwasher-5/16" | 24 |
| | | 33797-S7 | (M-50)-nut and washer assy.-5/16"-18 | 24 |
| 16340-1 BRACE (REAR FENDER) | | | | |
| 73/ | F100/250 (83) | (RH) D3TZ 16340-A | (LH) D3TZ 16341-A | Rear |
| 77/ | F100/250 (83) | (RH) D7TZ 16340-A | (LH) D7TZ 16341-A | Front |
| 16428 PLATE (RUNNING BOARD SCUFF) | | | | |
| 73/74 | E100/300 (82) | D3UZ 16428-A | | 1 |
| 75/78 | E100/250 (82) E100/350 (89C,D,E) | D5UZ 16428-A | | 2 |

1973/79
TRUCK SERIES 100/500

| YEAR | MODEL/RESTRICTIONS | PART NUMBER | DESCRIPTION | QTY. |
|---|---|--------------------|--|-------------------|
| 16450-1 BOARD (RUNNING) | | | | |
| 73/74 | E100/300 | (RH) C8UZ 16450-A | (LH) C8UZ 16451-A Interior | 1 |
| 73/ | F100/500 (Reg. Cab) | (RH) D3TZ 16450-A | (LH) D3TZ 16451-A Interior | 1 |
| 73/ | F250/350 (Crew Cab) | | Interior-front | 1 |
| 73/ | F250/350 (Crew Cab) | (RH) D3TZ 16450-B | (LH) D3TZ 16451-B Interior-rear | 1 |
| 73/77 | F500 (81) | (RH) C1TZ 16450-A | (LH) C1TZ 16451-A Exterior | 1 |
| 73/ | F100/150 (83) - exc 116" W.B. | (RH) C4TZ 16482-A | (LH) C4TZ 16483-A Exterior-before rear | 1 |
| 73/75 | F100/150 (83) - - 116" W.B.- "Before Ser. A75,001" | | fender-30 5/8" long | 1 |
| 73/ | F250 (83) | | | 1 |
| 75/ | F100/150 (83) - - "From Ser. A75,001" | (RH) D6TZ 16450-A | (LH) D6TZ 16451-A Exterior-before rear | 1 |
| | | | fender-14.50" long | |
| 74/ | F100/350 (Super cab) | (RH) D4TZ 16450-A | (LH) D4TZ 16451-A Interior | 1 |
| 75/ | E100/350 - - w/124" W/B | E0UZ 16450-C | R.H. and L.H.-88 1/4" long-kit replacement | 2 |
| 75/ | E100/350 - - w/138" W/B | E0UZ 16450-D | R.H. and L.H.-101" long-kit replacement | 2 |
| 75/ | E100/350 - - w/138" W/B | E0UZ 16450-A | Kit | 1 |
| Consists of | | | | |
| | 2-E0UZ 16450-D | Running board | 4-E0UZ 16474-A | Support |
| | 2-D9TZ 16A550-C | Splash deflector | 1- | Hardware package |
| | 2-D9TZ 16A550-D | Splash deflector | 1- | Instruction sheet |
| | 4-D9TZ 16470-B | Bracket | | |
| 75/ | E100/350 - - w/124" W/B | E0UZ 16450-B | Kit | 1 |
| Consists of | | | | |
| | 2-E0UZ 16450-C | Running board | 2-E0UZ 16474-A | Support |
| | 2-D9TZ 16A550-C | Splash deflector | 1- | Hardware package |
| | 2-D9TZ 16A550-D | Splash deflector | 1- | Instruction sheet |
| | 4-D9TZ 16470-B | Bracket | | |
| 73/ | F100/350 - - Super cab | (RH) D9TZ 16450-D | (LH) D9TZ 16451-A | Kit replacement |
| 73/ | F100/350 - - Regular cab | (RH) D9TZ 16450-E | (LH) D9TZ 16451-B | Kit replacement |
| 73/ | F100/350 - - Regular cab | D9TZ 16450-B | Kit | 1 |
| Consists of | | | | |
| | 1-D9TZ 16450-E | Running board R.H. | 2-D9TZ 16474-B | Support |
| | 1-D9TZ 16451-B | Running board L.H. | 4-D9TZ 16470-B | Bracket |
| | 2-D9TZ 16470-A | Bracket | 2-D9TZ 16A454-A | Extension |
| | 1-D9TZ 16A550-A | Splash deflector | 1- | Hardware package |
| | 1-D9TZ 16A550-B | Splash deflector | 1- | Instruction sheet |
| 73/ | F100/350 - - Super cab | D9TZ 16450-C | Kit | 1 |
| Consists of | | | | |
| | 1-D9TZ 16450-D | Running board R.H. | 4-D9TZ 16470-B | Bracket |
| | 1-D9TZ 16451-A | Running board L.H. | 2-D9TZ 16474-B | Support |
| | 1-D9TZ 16A550-A | Splash deflector | 2-D9TZ 16470-A | Bracket |
| | 1-D9TZ 16A550-B | Splash deflector | 1- | Hardware package |
| | 2-D9TZ 16A454-A | Extension | 1- | Instruction sheet |
| 75/ | E100/350 | (RH) D5UZ 16450-A | (LH) D5UZ 16451-A | 1 |
| 73/77 | F500 (81) | 376832-S2 | (MM-296-AF)-nut and washer assy.-5/16"-18 | 8 |
| 16A454 EXTENSION (RUNNING BOARD END) | | | | |
| 73/ | F100/350 | D9TZ 16A454-A | to repair dealer installed Running board kit | 2 |
| 16462-3 Refer to group 16470 | | | | |
| 16470-1 BRACKET (RUNNING BOARD) | | | | |
| 73/ | F100/250 (83) | (RH) B7C 16462-A | (LH) B7C 16463-A "L" shaped | 1 |
| 73/ | F100/250 (83) | (RH) C7TZ 16470-A | (LH) C7TZ 16471-A | 1 |
| 73/ | F100/350 | D9TZ 16470-A | to repair dealer installed Running board kit | 2 |
| 75/ | E100/350 | D9TZ 16470-B | Splash deflector mounting-to repair | 4 |
| 73/ | F100/350 | | dealer installed running board kit | |
| 73/77 | F500 (81) | C1TB 16486-A | R.H. and L.H. | 4 |

1973/79
TRUCK SERIES 100/500

| YEAR | MODEL/RESTRICTIONS | PART NUMBER | DESCRIPTION | QTY. |
|---|----------------------------------|-------------------|--|-------|
| 16474 SUPPORT (RUNNING BOARD) | | | | |
| 73/ | F100/350 | D9TZ 16474-B | Black-2 3/4 x 16 1/8"-use to repair dealer installed running board kit | 2 |
| 75/ | E100/350 | E0UZ 16474-A | Black-2 3/4 x 23 1/8"-use to repair dealer installed running board kit | 2 |
| 16482-3 Refer to group 16450-1 | | | | |
| 16486 Refer to group 16470 | | | | |
| 16490-1 MAT (RUNNING BOARD) | | | | |
| 73/74 | E100/300 (82) | (RH) D4UZ 16490-A | (LH) D4UZ 16491-A | 1 |
| 75/ | E100/350 | (RH) D5UZ 16490-D | (LH) D5UZ 16491-A | 1 |
| 76 | E100/350 | (RH) D6UZ 16490-A | (LH) D6UZ 16491-A | 1 |
| | | (RH) D6UZ 16490-B | (LH) D6UZ 16491-B | 1 |
| | | (RH) D6UZ 16490-C | (LH) D6UZ 16491-C | 1 |
| 75/ | E100/350 -- w/sliding door | (RH) D5UZ 16490-E | (LH) None | 1 |
| 76 | E100/350 -- w/sliding door | (RH) D6UZ 16490-D | (LH) None | 1 |
| | | (RH) D6UZ 16490-E | (LH) None | 1 |
| | | (RH) D6UZ 16490-F | (LH) None | 1 |
| 16506-7 PANEL (RUNNING BOARD APRON) - Also refer to group 11135 | | | | |
| 73/ | F100/500 (Reg. Cab) | (RH) D3TZ 16506-A | (LH) D3TZ 16507-A | 1 |
| 73/ | F250/350(Crew Cab) | | | 2 |
| 74/ | F100/350 (Super Cab) | (RH) D6TZ 16506-A | (LH) D6TZ 16507-A | 1 |
| 16546 REINFORCEMENT (RUNNING BOARD) | | | | |
| 73/ | F250/350 (Crew Cab) | D3TZ 16546-A | R.H. and L.H. | 2 |
| 16A550 SPLASH KIT (WHEEL GUARD) | | | | |
| 73/ | F350 (80,86) | C7TZ 16A550-A | 24" x 24" | 1 pr. |
| | | C7TZ 16A550-B | 24" x 30" | 1 pr. |
| | | C7TZ 16A550-C | 24" x 36" | 1 pr. |
| 73/ | F100/350 -- 2/W/D | D3TZ 16A550-A | Front or rear-24 1/2" x 17 1/4" x 14 1/4" rubber | AR |
| 73/ | F100/350 | D9TZ 16A550-A | R.H.-front-Use to repair dealer installed running board kit | 1 |
| 73/ | F100/350 | D9TZ 16A550-B | L.H.-front-Use to repair dealer installed running board kit | 1 |
| 75/ | E100/350 | D9TZ 16A550-C | R.H.-rear-Use to repair dealer installed running board kit | 2 |
| 75/ | E100/350 | D9TZ 16A550-D | L.H.-rear-Used to repair dealer installed running board kit | 2 |
| 78/ | E100/350 | D8TZ 16A550-A | front or rear-plastic | AR |
| 78/ | F100/350 | | front only- | AR |
| 73/ | E100/350 | D5AZ 16A550-A | Front or rear-stainless steel & rubber | AR |
| 73/ | E100/350 | D5AZ 16A550-B | Front or rear-plastic | AR |
| 16606 LETTER - Incl. attaching parts - Also refer to groups 8316 & 40282 | | | | |
| 73/74 | E100/300 | D0TZ 16606-A | "F"-back door | 1 |
| | | D0TZ 16606-B | "O" | 1 |
| | | D0TZ 16606-C | "R" | 1 |
| | | D0TZ 16606-D | "D" | 1 |
| 73/79 | E-F100/350 "Before Ser. EA0,001" | | Refer to Group 40282 & 8316 | |
| 79 | E-F100/350 "From Ser. EA0,001" | D9TZ 16606-A | "F"-hood | 1 |
| | | D9TZ 16606-B | "O" | 1 |
| | | D9TZ 16606-C | "R" | 1 |
| | | D9TZ 16606-D | "D" | 1 |

1973/79
TRUCK SERIES 100/500

SECTION 160 5

| YEAR | MODEL/RESTRICTIONS | PART NUMBER | DESCRIPTION | QTY. |
|---|---|--------------------|--|----------------------|
| 16606 LETTER - Incl. attaching parts - Also refer to groups 8316 & 40282 -- Cont'd | | | | |
| 73/77 | B-F500 | D3TZ 16606-A | "F"-hood | 1 |
| | | D3TZ 16606-B | "O" | 1 |
| | | D3TZ 16606-C | "R" | 1 |
| | | D3TZ 16606-D | "D" | 1 |
| 73/74 | E100/300 | 385417-S | Nut-sleeve-1/8" | 8 |
| 79 | E-F100/350 | 370713-S100 | Nut & washer assy.-self threading-1/8" | 8 |
| 73/77 | B-F500 | 375890-S100 | (MM-222-A)-nut-sleeve-1/8" | 12 |
| 16612 HOOD | | | | |
| 73/74 | E100/300 | D2UZ 16612-A | | 1 |
| 73/77 | B-F100/500 | ★ D3TZ 16612-A | Repl. by D8TZ 16612-A (8/78) | 1 |
| 78/ | F100/350 | D8TZ 16612-A | | 1 |
| 75/78 | E100/350 | D5UZ 16612-A | | 1 |
| 79 | E100/350 | D9UZ 16612-A | Fiberglas | 1 |
| 79 | E100/350 | D9UZ 16612-B | Steel | 1 |
| 16A614-5 BRACKET (HOOD HINGE MOUNTING ON BODY) | | | | |
| 73/77 | B-F500 | (RH) D3TZ 16A614-A | (LH) D3TZ 16A615-A | 1 |
| 75/ | E100/350 | (RH) D5UZ 16A614-A | (LH) D5UZ 16A615-A | 1 |
| 16C644 SPRING (HOOD ASSIST) | | | | |
| 73/74 | E100/300 | C8UZ 16C644-A | | 1 |
| 75/ | E100/350 | D3TZ 16C644-A | | 1 |
| 73/ | F100/350 | | | 1 |
| 73/74 | E100/300 | 55981-S2 | (U-254-E)-screw-hex. washer head - 1/4"-14 x 1/2" | 1 |
| 16C647 TROUGH (HOOD OPENING SIDE) | | | | |
| 73/74 | E100/300 | C8UZ 16C647-A | | 1 |
| 16C660 BRACKET (HOOD STABILIZER) | | | | |
| 78/ | F100/350 | D8TZ 16C660-A | Mounted on hood | 1 |
| 78/ | F100/350 | D8TZ 16C798-A | Mounted on body | 1 |
| 16700 LATCH (HOOD) | | | | |
| 73/74 | E100/300 | C8UZ 16700-A | | 1 |
| 75/ | E100/350 -- w/o lock | D5UZ 16700-A | | 1 |
| 73/ | F100/350 -- w/o lock | | | 1 |
| 75/ | E100/350 -- w/key operated hood lock | D8TZ 16700-B | | 1 |
| 78/ | F100/350 -- w/key operated hood lock | | | 1 |
| 73/77 | B-F500 | D3TZ 16700-B | | 1 |
| 73/77 | B-F500 | ★45258-S101 | Nut-spring-"U" shaped-5/15"-18 | 2 |
| | | ★384932-S36 | Screw & washer assy.-hex. hd.-5/16"-18 x 1 1/16" | 2 |
| 16700 HOOD LOCK KIT (KEY OPERATED) | | | | |
| 73/ | F100/350 -- Key operated hood lock | D8TZ 16700-A | | 1 |
| Consists of | | | | |
| | 1-D8TZ 16700-B | Latch | 1-55926-S36M | Screw-1/4"-20 x 1/2" |
| | 1-D3AZ 16907-A | Clip | 2-40927-S2 | Screw-1/4"-20 x 1/2" |
| | 1-D8TZ 16B968-A | Plate | 1-386132-S | Clip |
| | 1-D5DZ 16914-A | Handle & cable | 1-Instruction sheet | |
| | 1-D8TZ 16978-A | Key & lock | | |
| 75/ | E100/350 -- Key operated hood lock | D8UZ 16700-A | | 1 |
| Consists of | | | | |
| | 1-D3TZ 16C644-A | Spring | 1-D8TZ 16978-A | Key & lock |
| | 1-D8TZ 16700-B | Latch | 4-40927-S2 | Screw-1/4"-20 x 1/2" |
| | 1-D3AZ 16907-A | Clip | 1-55926-S36M | Screw-1/4"-20 x 1/2" |
| | 1-D8TZ 16B968-A | Plate | 1-380098-S8 | Rivet |
| | 1-D8UZ 16914-A | Handle & Cable | 2-383695-S2 | Clip |
| | 1-D8UZ 16927-A | Guide | 1-Instruction sheet | |
| 16A714 BRACKET (HOOD BUMPER MOUNTING) | | | | |
| 73/74 | E100/300 | C8UZ 16A714-A | | 2 |
| | | 57140-S2 | (B-340-H)-screw and washer-5/16"-18 x 1" | 4 |

APRIL, 1980

COPYRIGHT © 1980-

FORD MOTOR
COMPANY

-DEARBORN, MICHIGAN

CHANGE 1

1973/79
TRUCK SERIES 100/500

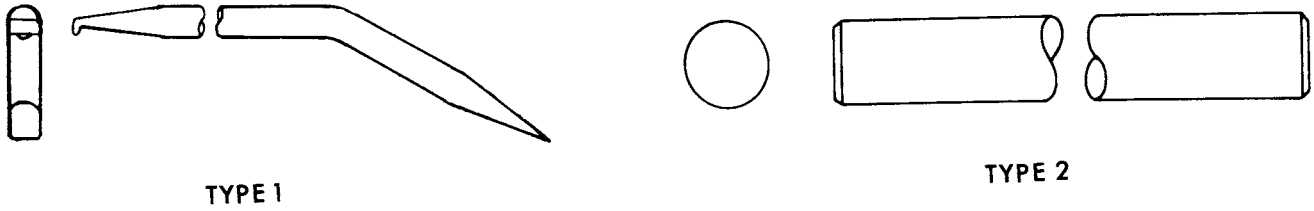
| YEAR | MODEL/RESTRICTIONS | PART NUMBER | DESCRIPTION | QTY. |
|---|---|--------------------|---|------|
| 16720 | Refer to Exterior Moulding Section at the end of this catalog | | | |
| 16738 INSULATOR (HOOD SOUND) | | | | |
| 78/ | F100/350 -- 8 cyl. 460 eng. | D5TZ 16738-A | Center | 1 |
| | | 386553-S | (NN-180)-push pin | 23 |
| 16740 PAD (HOOD) -- Also refer to groups 02824-5 in body section | | | | |
| 73/74 | E100/300 | C8UZ 16740-B | Approx. 70" long-hood | 1 |
| 73/77 | B-F100/500 "Before Ser. Y40,001" | ★ C7TZ 16740-B | 51" long-repl. by D7TZ 16740-A (2/79) | 1 |
| 77/ | B-F100/500 "From Ser. Y40,001" | D7TZ 16740-A | 54 1/2" lg. | 1 |
| 16C748 RETAINER (HOOD ASSIST SPRING) | | | | |
| 79 | E100/350 -- w/fiberglas hood | D9UZ 16C748-A | | 1 |
| 16758-63 BUMPER (HOOD) | | | | |
| 73/74 | E100/300 | C5ZZ 16763-B | Stud-w/ rubber tip-5/16"-18 thread | 2 |
| 75/76 | E100/350 | D5UZ 16758-A | 1 1/2" long x 5/8" wide-side mtd. | 2 |
| 75/ | E100/350 | D0VZ 16763-A | Front mtd. | 2 |
| 73/75 | F100/350 | D3TZ 16758-C | | 4 |
| 76/ | F100/350 | D6TZ 16758-A | 1" long x 1-5/8" wide | 4 |
| 73/77 | B-F500 | D3TZ 16758-A | 2 9/16" long x 1 35/64" wide | 2 |
| 73/74 | E100/300 | 57140-S2 | (B-340-H)-screw and washer-5/16"-18 x 1" | 2 |
| | | ★45268-S2 | Nut and retainer-5/16"-18 | 2 |
| 16774 SUPPORT (HOOD LATCH) | | | | |
| 73/74 | E100/300 | D2UZ 16774-A | | 1 |
| 73/74 | E100/300 | 57140-S2 | (B-340-H)-screw and washer-5/16"-18 x 1" | 2 |
| | | ★45268-S2 | Nut and retainer-5/16"-18 | 2 |
| 16789 SPRING (HOOD HINGE) | | | | |
| 73/ | B-F100/500 | D3TZ 16789-A | | 2 |
| 16B792 SHIM (HOOD HINGE) | | | | |
| 73/74 | E100/300 | C8UZ 16B792-A | Nylon | 2 |
| 73/74 | E100/300 | C8UZ 16B792-B | Steel | 2 |
| 16796-7 HINGE (HOOD) -- Less spring | | | | |
| 73/74 | E100/300 | (RH) C8UZ 16796-A | (LH) C8UZ 16797-A | 1 |
| | | ★57517-S40 | Screw and washer-hex. head-1/4"-20 x 1/2" | 6 |
| 75/ | E100/350 -- w/steel hood | D5UZ 16796-A | R.H. and L.H. | 2 |
| 79 | E100/350 -- w/fiberglas hood | D9UZ 16796-A | R.H. and L.H. | 2 |
| 73/ | B-F100/500 | (RH) D3TZ 16796-A | (LH) D3TZ 16797-A | 1 |
| | | 57041-S2 | (B-340-D)-screw and washer assy.-hex. hd.-5/16"-18 x 1" | 6 |
| 16C798 Refer to group 16C660 | | | | |
| 16C800 PLATE (HOOD STABILIZER BRACKET MOUNTING) | | | | |
| 78/ | F100/350 | D8TZ 16C800-A | | 1 |
| 16C804-5 BRACKET (HOOD STOP) | | | | |
| 78/ | F100/350 | (RH) D8TZ 16C804-A | (LH) D8TZ 16C805-A | 1 |
| 16C808 BRACKET (HOOD STOP CENTER) | | | | |
| 78/ | F100/350 | D8TZ 16C808-A | | 1 |
| 16C810 PLATE (HOOD STOP CENTER) | | | | |
| 78/ | F100/350 | D8TZ 16C810-A | | 1 |
| 16C814 BRACKET (HOOD LOCK STRIKER MOUNTING) | | | | |
| 79 | E100/350 -- w/fiberglas hood | D9UZ 16C814-A | | 1 |
| 16826 ROD (HOOD SUPPORT) | | | | |
| 73/74 | E100/300 | C8UZ 16826-A | | 1 |
| 75/78 | E100/350 | D5UZ 16826-B | | 1 |
| 79 | E100/350 | D9UZ 16826-B | | 1 |
| 16828 CLIP (HOOD SUPPORT ROD RETAINING) | | | | |
| 73/74 | E100/300 | C8UZ 16828-A | | 2 |
| 75/ | E100/350 | D5ZZ 16828-A | | 2 |
| | | ★55926-S40 | Screw-No. 8-18 x 3/8" | 2 |
| 16850 ORNAMENT KIT (HOOD TOP) | | | | |
| 75/77 | F100/350 | ★ D6TZ 16850-B | "Explorer" -- repl. by D8TZ 16850-A (2/79) | 1 |
| 78/ | F100/350 | D8TZ 16850-A | "Explorer" | 1 |
| 73/78 | F100/350 | ★ D70Z 16850-B | Kit-repl. by D8BZ 16850-A (12/78) | 1 |
| 79 | F100/350 | D8BZ 16850-A | Kit | 1 |
| 76/ | F100/350 | D6TZ 16850-A | Wreath w/ (3) lions | 1 |

**1973/79
TRUCK SERIES 100/500**

| YEAR | MODEL/RESTRICTIONS | PART NUMBER | DESCRIPTION | QTY. |
|--|--------------------------------------|---------------|--|------|
| 16856 MOULDING (HOOD) - Incl. attaching parts | | | | |
| 73/74 | E100/300 | C8UZ 16856-A | | 1 |
| 75/ | E100/350 | D5UZ 16856-A | | 1 |
| 16864 BRACE (HOOD LATCH SUPPORT) | | | | |
| 73/ | F100/350 | D3TZ 16864-A | | 1 |
| 73/77 | B-F500 | D3TZ 16864-B | | 1 |
| 73/ | F100/350 | 379114-S2 | (MM-192-AD)-nut and retainer assy.-"J"-5/16"-1 8 | 2 |
| | | ★384931-S36 | Screw and washer assy.-hex. head-5/16"-18 x 7/8" | 2 |
| 16874 PLATE (HOOD LATCH) | | | | |
| 73 | F100/350 | D2LY 16874-A | | 1 |
| 16897 SPRING (HOOD AUXILIARY CATCH) | | | | |
| 73/74 | E100/300 | C8UZ 16897-A | | 1 |
| 16898 CABLE ASSY. (HOOD HINGE) | | | | |
| 75/76 | E100/350 | D5UZ 16898-A | | 1 |
| 16900 HOOK (HOOD LATCH) | | | | |
| 73/ | B-F100/500 | D3TZ 16900-A | | 1 |
| 73/ | B-F100/500 | 384931-S36 | (BB-867-K)-screw and washer assy.-hex. hd.-5/16"-18 x 7/8" | 2 |
| 16907 CLIP (HOOD LATCH CONTROL) | | | | |
| 78/ | E-F100/350 -- key operated hood lock | D3AZ 16907-A | | 1 |
| 16914 HANDLE and CABLE ASSY. (HOOD LATCH) | | | | |
| 75/ | E100/350 -- key operated hood lock | D8UZ 16914-A | | 1 |
| 75/ | F100/350 -- key operated hood lock | D5DZ 16914-A | | 1 |
| 16918 PLATE (HOOD AUXILIARY CATCH STRIKER) | | | | |
| 73/77 | B-F500 | D3TZ 16918-A | | 1 |
| 73/77 | B-F500 | ★57471-S36 | Screw and washer assy.-hex. pilot-1/4"-20 x 1/2" | 2 |
| 16921 SPRING (HOOD LATCH TRIGGER) | | | | |
| 73/74 | E100/300 | C8UZ 16921-A | | 1 |
| 16927 GUIDE (HOOD LATCH SPRING) | | | | |
| 78/ | E100/350 -- key operated hood lock | D8UZ 16927-A | | 1 |
| 16929 HOOK (HOOD LATCH) | | | | |
| 75/ | E100/350 | D5UZ 16929-A | | 1 |
| 16A944 STRIKER (HOOD LATCH) | | | | |
| 73/74 | E100/300 | C8UZ 16A944-A | | 1 |
| | | ★57030-S40 | Screw and washer-1/4"-20 x 3/4" | 2 |
| 16B968 PLATE (HOOD LATCH CABLE RETAINER) | | | | |
| 78/ | E-F100/350 -- key operated hood lock | D8TZ 16B968-A | | 1 |
| 16978 CYLINDER and KEYS (HOOD LATCH RELEASE HANDLE) | | | | |
| 78/ | E-F100/350 -- key operated hood lock | D8TZ 16978-A | | 1 |

1973/79
TRUCK SERIES 100/500

| YEAR | MODEL/RESTRICTIONS | PART NUMBER | DESCRIPTION | QTY. |
|-------|---|--------------|-------------|------|
| 17032 | WRENCH (JACK HANDLE and WHEEL NUT) | | | |
| 73/ | E100/300, F100/350, P350 | C2SZ 17032-C | | 1 |
| 17034 | HANDLE (WHEEL NUT WRENCH) - Also refer to group 17081 | | | |

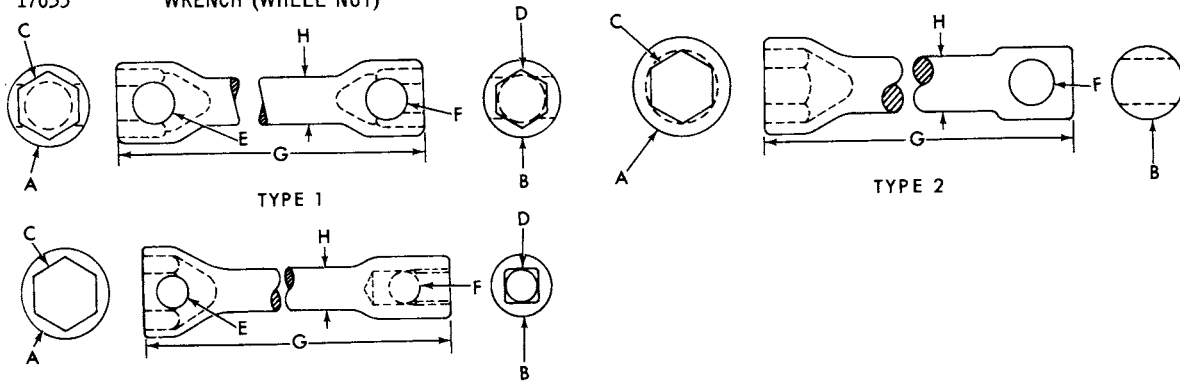


17034 HANDLE - WHEEL NUT WRENCH

P-7762

| | | | | |
|-----|-----|--------------|---------------------------------|---|
| 73/ | All | D4TZ 17034-A | Type 1-3/4" dia. x 23 1/4" long | 1 |
| 73/ | All | C2TZ 17034-A | Type 2-3/4" dia. x 27" long | 1 |

17035 WRENCH (WHEEL NUT)



TYPE 3

17035 WRENCH-WHEEL NUT

P-7761

| TYPE | DIMENSIONS (INCHES) | | | | | | | | DESCRIPTION | PART NUMBER |
|------|---------------------|-------|--------|--------|-------|-------|--------|-----|--|--------------|
| | A | B | C | D | E | F | G | H | | |
| 1 | 1 9/16 | 1 3/4 | 1 3/32 | 1 9/32 | 25/32 | 25/32 | 13 3/4 | 3/4 | Use with 1 3/32" and 1 9/32" hex. nuts | C7TZ 17035-A |
| 2 | 1 1/2 | 1 3/8 | 1 1/16 | | | 13/16 | 12 | 7/8 | Use with 1 1/16" hex. nuts | B6Y 17035-A |
| 3 | 2 3/32 | 1 1/2 | 1 1/2 | 13/16 | 3/4 | 25/32 | 13 1/2 | 1 | Use with 1 1/2" hex. nuts and 13/16" square nuts | D3TZ 17035-A |

| YEAR | MODEL/RESTRICTIONS | PART NUMBER | DESCRIPTION | QTY. |
|-------------------------------|-----------------------------|---------------|--|------|
| 17035 WRENCH (WHEEL NUT) | | | | |
| 73/77 | B-F500 -- w/cast wheels | C7TZ 17035-A | | 1 |
| 73/ | F350, P400 | B6Y 17035-A | | 1 |
| 73/77 | B-F-P500 -- w/disc. wheels- | D3TZ 17035-A | | 1 |
| 74/76 | M450/500 | | | 1 |
| 17A038 RETAINER (JACK HANDLE) | | | | |
| 75/ | E100/350 -- less cutaway | D5UZ 17A038-A | | 1 |
| 74/ | F100/350 | ★ | Improvise-1/16" thick steel-1 1/2" wide-2 9/64" long | 1or2 |

1973/79
TRUCK SERIES 100/500

| YEAR | MODEL/RESTRICTIONS | PART NUMBER | DESCRIPTION | QTY. |
|---|------------------------|------------------------|--|------|
| 17W041 INSULATOR (JACK HOLD DOWN TRAY) | | | | |
| 77/ | E100/350 -- H/D jack | ★ | Improvise from tire casing-8" x 5 1/2" | |
| 17080 JACK ASSY. | | | | |
| 73/ | E100 | D3TZ 17080-B | 1 1/2 ton | 1 |
| 73/ | E100/300, F100/350 | D3TZ 17080-C | 2 ton | 1 |
| 73/ | E-F350, P400 | B3Y 17080-B | 3 ton-mechanical | 1 |
| 77/ | E-F100/500 | D7TZ 17080-A | 2 1/2 ton-mechanical scissors type | 1 |
| 73/76 | P350 | B6J 17080-A | 1 1/2 ton-mechanical | 1 |
| 17081 HANDLE (JACK) | | | | |
| 73/ | E100/300 | D4UZ 17081-A | | 1 |
| 73/ | F100/350 | C7TZ 17081-A | | 1 |
| 73/76 | P350/400 | 82Y 17081-B | | 1 |
| 17091 CLAMP (JACK HOLD DOWN) | | | | |
| 73/76 | F100/350 | C7TZ 17091-A | | 1 |
| 77/ | F100/350 -- Std. jack | | | 1 |
| 77/ | F100/350 -- H/D jack | D7TZ 17091-A | | 1 |
| 17A254 KIT (SPEEDOMETER TIP) | | | | |
| 73/ | All | B9AF 17A254-A | Use w/(17260) universal cables 1/8" dia. | AR |
| 73/ | All | B9TF 17A254-A | Use w/(17260) universal cables 5/32" dia. | AR |
| 17255 SPEEDOMETER ASSY. | | | | |
| ♣ Canada only | | | | |
| 73/74 | E100/300 | D4UZ 17255-A | | 1 |
| 73/76 | M450/500 | | | 1 |
| 73/74 | F100/250 | ★ D4TZ 17255-A | | 1 |
| 73/74 | F350(81) | r/b D5TZ 17255-A(2/78) | | 1 |
| 73/74 | F350 | D5TZ 17255-C | High beam jewel-100 M.P.H. | 1 |
| 73/77 | B-F500 | | | 1 |
| 77 | B-F500 | ♣ D7HZ 17255-A | Dual band-80 M.P.H./125 Km.P.H. | 1 |
| 75/77 | E100/350 | D5TZ 17255-A | High beam jewel-100 M.P.H. | 1 |
| 75/77 | F100/350 | | | 1 |
| 77/ | E-F100/350 | D7TZ 17255-B | Dual band-85 M.P.H./130 Km.P.H. | 1 |
| 78/ | E-F100/350 | D8TZ 17255-B | w/Opening for economy jewel-dual band-85 M.P.H./130 Km.P.H. | 1 |
| 77/ | E-F100/350 | ♣ D8TZ 17255-A | Dual band-130 Km.P.H./80 M.P.H. | 1 |
| 78/ | E-F100/350 | ♣ D8TZ 17255-C | w/Opening for economy jewel- dual band-130 Km.P.H./80 M.P.H. | 1 |
| 73/77 | P350/500 | C9TZ 17255-C | 90 M.P.H. | 1 |
| 77 | P500 | ♣ D7HZ 17255-B | Dual band-130 Km.P.H./85 M.P.H. | 1 |
| 17A259 KEY (SPEEDOMETER DRIVE) | | | | |
| 73/77 | B-F500 -- 2 speed axle | B9TF 17A259-B | .096" square x 1 1/2" long-use with B9TF 17294-E adapter | 1 |

17260 CABLE ASSY. (SPEEDOMETER OR TACHOMETER)

The following chart will provide quick identification when the production speedometer or tachometer cable number is known, speedometer or tachometer cables may also be selected by model, year and description under group 17260 or 17365.

IDENTIFICATION CHART

| IDENTIFICATION | PART NUMBER | IDENTIFICATION | PART NUMBER |
|----------------|---------------|----------------|--------------|
| C5TA 17260-BH | C3TZ 17260-FR | D3TA 17260-BA | D3TZ 17260-B |
| C5TA 17260-D | C5TZ 17260-E | D3TA 17260-CA | D3TZ 17260-C |
| C5TA 17260-E | C5TZ 17260-E | D3TA 17260-DA | D3TZ 17260-D |
| C7TA 17260-R | C7TZ 17260-AC | D3TA 17260-GA | D3TZ 17260-C |
| C7TA 17260-S | C7TZ 17260-AD | D3TA 17260-HA | D3TZ 17260-H |
| C7TA 17260-T | C5TZ 17260-Y | D3TA 17260-JA | D3TZ 17260-L |
| C7TA 17260-U | D3TZ 17260-L | D3TA 17260-KA | D3TZ 17260-K |
| C7TA 17260-V | C5TZ 17260-Y | D3TA 17260-LA | D3TZ 17260-L |
| C8TA 17260-J | C8HZ 17260-N | D4TA 17260-CA | D4TZ 17260-C |
| C8UA 17260-B | C8UZ 17260-B | D4TA 17260-DA | D4TZ 17260-D |
| D3TA 17260-AA | D3TZ 17260-A | D4TA 17260-EA | D4TZ 17260-E |

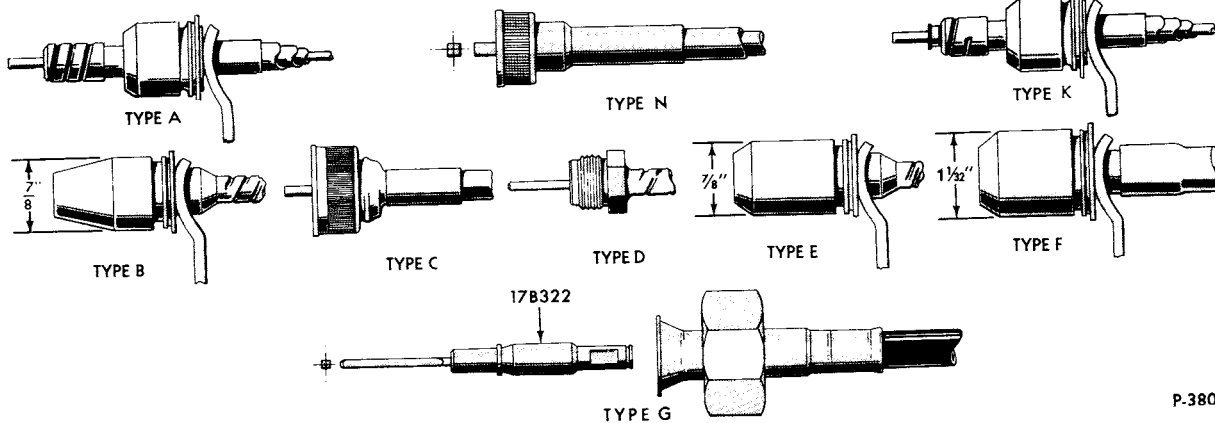
1973/79
TRUCK SERIES 100/500

IDENTIFICATION CHART

| IDENTIFICATION | PART NUMBER | IDENTIFICATION | PART NUMBER |
|------------------|--------------|----------------|--------------|
| D4TA 17260-FA | D4TZ 17260-F | D7TA 17260-LA | D4TZ 17260-D |
| D4TA 17260-GA | D4TZ 17260-G | D7TA 17260-MA | D4TZ 17260-E |
| D4TA 17260-HA | D4TZ 17260-H | D7TA 17260-UA | D7TZ 17260-J |
| D4TA 17260-JA | D7TZ 17260-J | D7TA 17260-VA | D4TZ 17260-C |
| D4TA 17260-MA | D4TZ 17260-M | D7TA 17260-YA | D4TZ 17260-M |
| D4TA 17260-NA | D4TZ 17260-N | D7TA 17260-ZA | D4TZ 17260-N |
| D4UA 17260-KA | D4UZ 17260-K | D7TA 17260-ABA | D3TZ 17260-D |
| D5HA 17260-EA | D4HZ 17260-E | D8TA 17260-AA | E0TZ 17260-Y |
| D5UA 17260-CA,CB | D5UZ 17260-C | D7UA 17260-NA | D5UZ 17260-C |
| D7TA 17260-JA | D7TZ 17260-J | D0TA 17B351-C | D0TZ 17365-A |

1973/79
TRUCK SERIES 100/500

17260 CABLE ASSY. (SPEEDOMETER OR TACHOMETER) cont'd.



P-3805

SPEEDOMETER OR TACHOMETER CABLE ASSY. and TRANSMISSION END TYPE

| TRANSMISSION END TYPE | LENGTH (INCHES) | PART NUMBER | TRANSMISSION END TYPE | LENGTH (INCHES) | PART NUMBER |
|-----------------------|-----------------|---------------|-----------------------|-----------------|---------------|
| A | 107 5/16 | D4TZ 17260-C | C | 86 | D3TZ 17260-K |
| A | 67 1/4 | D4TZ 17260-D | C | 72 7/16 | D4TZ 17260-F |
| A | 73 1/4 | D4TZ 17260-E | C | 101 3/8 | D4UZ 17260-K |
| A | 70 1/4 | D4TZ 17260-H | E | 95 13/16 | C3TZ 17260-FR |
| A | 78 7/16 | D4TZ 17260-G | K | 81 1/4 | C7TZ 17260-AD |
| A | 94 1/4 | D4TZ 17260-M | K | 70 13/16 | C5TZ 17260-Y |
| A | 118 1/4 | D4TZ 17260-N | K | 75 3/4 | C7TZ 17260-AE |
| A | 108 | D5UZ 17260-C | K | 103 13/16 | C8UZ 17260-B |
| A | 82 | D7TZ 17260-J | K | 105 3/8 | D3TZ 17260-A |
| C | 106 5/8 | C5TZ 17260-E | K | 67 3/8 | D3TZ 17260-C |
| C | 87 7/8 | C7TZ 17260-AC | K | 71 | D3TZ 17260-C |
| C | 70 | DOTZ 17365-A | K | 82 | D3TZ 17260-H |
| C | 79 3/8 | D3TZ 17260-D | K | 78 | D3TZ 17260-L |

| YEAR | MODEL | TRANSMISSION | | LENGTH INCHES | PART NUMBER CASING AND CORE | PART NUMBER CORE |
|------|-------|--------------|-------------|---------------|-----------------------------|------------------|
| | | MAKE | SPEED MODEL | | | |

17260 CABLE ASSY. (SPEEDOMETER) - Also refer to group 9A818

Notes: A - Allison, A/T - Automatic Transmission, C - Clark, F - Fuller, M/T - Manual Transmission, N.P. - New Process, S - Spicer, W - Warner

APPLICATION CHART

FIND TRUCK SERIES, THEN MODEL YEAR, THEN TRANSMISSION

| B SERIES | | | | | | | |
|----------|---------------|-----------------------|-----|---------------|-----|--------------|--------------|
| 73/77 | B500 | C | 5 | 280, 282, 285 | 70 | DOTZ 17365-A | C8TZ 17262-E |
| | | N.P. | 4 | 435 | | | |
| | | N.P. | 5 | 542 | | | |
| E SERIES | | | | | | | |
| 73 | E100/300 | "Before Ser. S00,001" | M/T | 3 | | 103 13/16 | C8UZ 17260-B |
| 73 | E100/300 | "Before Ser. S00,001" | A/T | 3 | C4 | | C5AZ 17262-B |
| 73/74 | E100/300 | "From Ser. S00,001" | M/T | 3 | | 101 3/8 | D4UZ 17260-K |
| 73/74 | E100/300 | "From Ser. S00,001" | A/T | 3 | C4 | | C5AZ 17262-B |
| 75/ | E100/350 | -- w/o speed control | All | All | All | 108 | D5UZ 17260-C |
| | | | | | | | C5AZ 17262-B |
| F SERIES | | | | | | | |
| 73 | F100/350 (81) | -- 2/W/D- | M/T | 3 | | 67 3/8 | D3TZ 17260-C |
| | | "Before Ser. S00,001" | | | | | D4AZ 17262-A |
| 73/ | F100/350(81)- | | M/T | 3 | | 67 1/4 | D4TZ 17260-D |
| | | "From Ser. S00,001" | | | | | D4AZ 17262-A |

**1973/79
TRUCK SERIES 100/500**

| YEAR | MODEL | TRANSMISSION | | | LENGTH INCHES | PART NUMBER CASING AND CORE | PART NUMBER CORE |
|------|-------|--------------|-------|-------|------------------|--------------------------------|---------------------|
| | | MAKE | SPEED | MODEL | | | |

17260 CABLE ASSY. (SPEEDOMETER) - Also refer to group 9A818 - Cont'd

Notes: A - Allison, A/T - Automatic Transmission, C - Clark, F - Fuller, M/T - Manual Transmission, N.P. - New Process,
S - Spicer, W - Warner

F SERIES

| | | | | | | | |
|-------|--|------|---|-------------|----------|--------------|--------------|
| 73 | F100/350 (81) -- 2/W/D- "Before Ser. S00,001" | A/T | 3 | C4,C6 | 71 | D3TZ 17260-C | D4AZ 17262-A |
| 73/ | F100/350 (81) 2W/D- "From Ser. S00,001" | A/T | 3 | C4,C6 | 73 1/4 | D4TZ 17260-E | D4AZ 17262-A |
| 73 | F350(84) "Before Ser. S00,001" | A/T | 3 | C6 | 78 | D3TZ 17260-L | D4AZ 17262-A |
| 73/ | F350(84) "From Ser. S00,001" | A/T | 3 | C6 | 78 7/16 | D4TZ 17260-G | D4AZ 17262-A |
| 73/ | F350(81) | A/T | 3 | C/M | 79 3/8 | D3TZ 17260-D | D4AZ 17262-A |
| 73/ | F350(84) | A/T | 3 | C/M | 86 | D3TZ 17260-K | C5AZ 17262-B |
| 73 | F100/150 -- 4/W/D | A/T | 3 | C6 | 82 | D3TZ 17260-H | C5AZ 17262-B |
| 74/ | F100 -- 4/W/D | A/T | 3 | C6 | 94 1/4 | D4TZ 17260-M | C5AZ 17262-B |
| 74/ | F150/350 -- 4/W/D-part time | A/T | | C6 | 82 | D7TZ 17260-J | D4AZ 17262-A |
| 74/ | F150 -- 4/W/D-full time | A/T | | C6 | 94 1/4 | D4TZ 17260-M | C5AZ 17262-B |
| 73 | F250 -- 4/W/D | A/T | 3 | C6 | 105 3/8 | D3TZ 17260-A | C5AZ 17262-B |
| 74/ | F250 -- 4/W/D | A/T | 3 | C6 | 118 1/4 | D4TZ 17260-N | C5AZ 17262-B |
| 73/77 | F500 | C | 5 | 280,282,285 | 70 | D0TZ 17365-A | C8TZ 17262-E |
| 73 | F100/350 (81) -- 2/W/D- "Before Ser. S00,001" | N.P. | 4 | 435 | 67 3/8 | D3TZ 17260-C | D4AZ 17262-A |
| 73/ | F100/350 (81) -- 2/W/D- "From Ser. S00,001" | N.P. | 4 | 435 | 67 1/4 | D4TZ 17260-D | D4AZ 17262-A |
| 73 | F350(84) "Before Ser. S00,001" | N.P. | 4 | 435 | 78 | D3TZ 17260-L | D4AZ 17262-A |
| 73/ | F350(84) "From Ser. S00,001" | N.P. | 4 | 435 | 72 7/16 | D4TZ 17260-F | D4AZ 17262-A |
| 73 | F100/150 -- 4/W/D- "Before Ser. S00,001" | N.P. | 4 | 435 | 71 | D3TZ 17260-C | D4AZ 17262-A |
| 73/ | F100/150 -- 4/W/D- "From Ser. S00,001" | N.P. | 4 | 435 | 82 | D7TZ 17260-J | D4AZ 17262-A |
| 73 | F250 -- 4/W/D- "Before Ser. S00,001" | N.P. | 4 | 435 | 105 3/8 | D3TZ 17260-A | C5AZ 17262-B |
| 73/ | F250 -- 4/W/D- "From Ser. S00,001" | N.P. | 4 | 435 | 107 5/16 | D4TZ 17260-C | C5AZ 17262-B |
| 78/ | F100/350 | F | 4 | RUG 4/S 0/D | 78-7/16 | D7TZ 17260-J | D4AZ 17262-A |
| 73/77 | F500 | N.P. | 4 | 435 | 70 | D0TZ 17365-A | C8TZ 17262-E |
| | | N.P. | 5 | 542 | | | |
| 73/ | F100/350 (81) -- 2/W/D | W | 4 | T-18 | 67 3/8 | D3TZ 17260-C | D4AZ 17262-A |
| 74/ | F100/350(81) | W | 4 | T-18 | 78 7/16 | D4TZ 17260-G | D4AZ 17262-A |
| 73 | F350(84) | W | 4 | T-18 | 78 | D3TZ 17260-L | D4AZ 17262-A |
| 74/ | F350(84) | W | 4 | T-18 | 72 7/16 | D4TZ 17260-F | D4AZ 17262-A |
| 79 | F100/350 -- 4/W/D-part time | W | 4 | T-18 | 82 | D7TZ 17260-J | D4AZ 17262-A |
| 79 | F100/350 -- 4/W/D-full time | W | 4 | T-18 | 94 1/4 | D4TZ 17260-M | C5AZ 17262-B |
| 73/77 | F500 | W | 4 | T-19 | 70 | D0TZ 17365-A | C8TZ 17262-E |

M SERIES

| | | | | | | | |
|-------|---|-----|---|----|---------|--------------|--------------|
| 73/76 | M450/500 -- speed control-trans to speed control | A/T | 3 | C6 | 105 1/8 | C5TZ 17260-E | C5AZ 17262-B |
| 73/76 | M450/500 -- speed control-speed control to speedometer | A/T | 3 | C6 | 35 | D0HZ 17260-W | B9T 17262-D |
| 73/76 | M450/500 -- w/o speed control | A/T | 3 | C6 | 114 | D1HZ 17260-B | none |

P SERIES

| | | | | | | | |
|-------|----------|------|---|------|----------|---------------|--------------|
| 73/77 | P350/500 | M/T | 3 | | 105 1/8 | C5TZ 17260-E | C5AZ 17262-B |
| | | A/T | 3 | C/M | | | |
| 73/77 | P350/500 | N.P. | 4 | 435 | 95 13/16 | C3TZ 17260-FR | C5AZ 17262-B |
| 73/77 | P350/500 | W | 4 | T-18 | 105 1/8 | C5TZ 17260-E | C5AZ 17262-B |

| YEAR | MODEL/RESTRICTIONS | PART NUMBER | | | DESCRIPTION | QTY. |
|------|--------------------|---------------|--|--|---------------------------------------|------|
| 73/ | F100 | 20346-S8 | | | (B-50)-bolt-hex. head-5/16"-18 x 3/4" | 1 |
| 73/ | F100/350 | C8WY 14A163-B | | | Clip | 1 |
| 73/ | F100 | 34976-S4 | | | (M-89-CA)-nut-hex. lock-5/16"-18 | 1 |

**1973/79
TRUCK SERIES 100/500**

| YEAR | MODEL/RESTRICTIONS | PART NUMBER | DESCRIPTION | QTY. |
|---|------------------------------------|---------------|---|------|
| 73/77 | B-F500 | 33770-S4 | (M-89-K)-nut and washer assy.-5/16"-18 | 1 |
| 73/ | F100/350 | 87036-S94 | (T1-C)-"O" ring - 11/16" I.D. x 57/64" O.D. | 1 |
| 17262 CORE (SPEEDOMETER DRIVE) - Also refer to group 17260 | | | | |
| 73/ | All | D4AZ 17262-A | 1/8" dia. x 81" long | 1 |
| 73/ | All | C5AZ 17262-B | 1/8" dia. x 135" long | 1 |
| 73/ | All | C8TZ 17262-E | 5/32" dia. x 70" long | 1 |
| 73/ | All | B9T 17262-D | 5/32" dia. x 125" long | 1 |
| 73/ | All | C5AZ 17262-A | 5/32" dia. x 160" long | 1 |
| 73/ | All | B9T 17262-E | 5/32" dia. x 175" long | 1 |
| 73/ | All | C6TZ 17262-K | 3/16" dia. x 43" long | 1 |
| 73/ | All | C6TZ 17262-H | 3/16" dia. x 151" long | 1 |
| 73/ | All | C6TZ 17262-G | 3/16" dia. x 192" long | 1 |
| 73/ | All | C6TZ 17262-J | 3/16" dia. x 99" long | 1 |
| 17263 BRACKET (SPEEDOMETER CABLE SUPPORT) | | | | |
| 73/ | F100 -- 4/W/D | C6TZ 17263-B | | 1 |
| | | 20386-S8 | (B-53)-bolt-5/16"-18 x 1" | 1 |
| 17269 BEARING (SPEEDOMETER DRIVEN GEAR) - Also refer to group 17297 | | | | |
| 73/ | F350 -- 6 cyl. 300 with C/M trans. | 01T 17269 | | 1 |
| 73/77 | P350/500 -- 3/M/T or C/M trans. | | | 1 |
| 17271 Refer to SPEEDOMETER GEAR CHART in Section 172 | | | | |
| 17285 Refer to SPEEDOMETER GEAR CHART in Section 172 | | | | |
| 17288 SPACER (SPEEDOMETER DRIVE GEAR) - Also refer to transmission parts lists | | | | |
| 73/ | F350 -- A/T | 8J 17288 | | 1 |
| 73/77 | P300/500 -- 3/M/T or A/T | | | 1 |
| 17292 RETAINER (SPEEDOMETER DRIVEN GEAR) | | | | |
| 73/ | E100/300, F100/350 | C1DD 17292-A | "C" type | 1 |
| 17294 ADAPTER (SPEEDOMETER) | | | | |
| 73/77 | B-F500 -- 2 speed axle | B9TF 17294-E | Incl. drive key B9TF 17A259-B | 1 |
| 74/76 | M450/500 -- 4.33 rear axle ratio | C2TZ 17294-D | Use with 8 x 19.5 tires | 1 |
| 17297 SLEEVE ASSY. (SPEEDOMETER GEAR) - Also refer to group 17269 | | | | |
| 73/77 | B-F500 | C8TZ 17297-A | 3/8" I.D. x 2 3/32" long | 1 |
| 74/76 | M450/500 | | | 1 |
| 17A299 WIRING ASSY. (TACHOMETER) | | | | |
| 73/74 | F100/350 | C90Z 17A299-A | | 1 |
| 73/74 | E100/300 | | | 1 |
| 17303 GASKET (SPEEDOMETER CASE) | | | | |
| 73/ | E100/300, F100/350(81) | C9MY 17303-A | | 1 |
| 73/ | F350/500(84) | C7MY 17303-A | | 1 |
| 73/76 | M450/500 | | | 1 |

1973/79
TRUCK SERIES 100/500

SECTION 170 7

| YEAR | MODEL/RESTRICTIONS | PART NUMBER | DESCRIPTION | QTY. |
|--|--|-----------------------|--|---------------------|
| 17322 | Refer to SPEEDOMETER GEAR CHART in Section 172 | | | |
| 17B322 ADAPTER (SPEEDOMETER CABLE DRIVE TIP) | | | | |
| 73/77 | B-F500 | C8TZ 17B322-D | | 1 |
| 17B336 CLIP (SPEEDOMETER DRIVE GEAR RETAINING) - Also refer to group 7064 | | | | |
| 73/ | E100/300 | C9AZ 17B336-A | Drive gear to output shaft | 1 |
| 17B351 Refer to group 17260 | | | | |
| 17360 TACHOMETER ASSY. | | | | |
| 75/77 | B-F-P500 | D5HZ 17360-A | 4000 RPM | 1 |
| 17361 BRACKET (TACHOMETER CABLE) | | | | |
| 73/77 | B-F500 | C4TZ 17361-A | | 1 |
| 17365 Refer to group 17260 | | | | |
| 17368 BRACKET (TACHOMETER MOUNTING) | | | | |
| 75/77 | B-F-P500 | D5HZ 17368-A | 4000 RPM | 1 |
| 17A385 BRACKET (LICENSE PLATE MOUNTING)-also refer to group 13406 | | | | |
| 77/ | F100/250 (83) | D7TZ 17A385-A | Rear | 1 |
| 17386 BOLT (REAR VIEW OUTSIDE MIRROR SUPPORT BRACKET) | | | | |
| 73/ | F100/350(81) -- w/Western Jr. mirror | D0HZ 17386-A | 1/4"-20 x 27/64"-camper type-stainless steel | 4 |
| 17A387 FRAME (LICENSE PLATE) | | | | |
| 73/ | E100/300, F100/500 | D2AZ 17A387-A | Front or rear-kit-aluminum | 1or2 |
| 73/ | E-F100/350 | D7AZ 17A387-A | Front or rear-kit-plastic | 1or2 |
| 17A431 HOUSING (WINDSHIELD WIPER MOTOR) | | | | |
| 73/74 | E100/300 | C60Z 17A431-A | | 1 |
| 73/ | F100/500 (81) | C6UZ 17A431-B | | 1 |
| 17C431 GROMMET ASSY. (WINDSHIELD WIPER MOTOR BRACKET) | | | | |
| 75/ | E100/350 | D5UZ 17C431-A | | 3 |
| 17A434 GEAR and SHAFT ASSY. (WINDSHIELD WIPER MOTOR OUTPUT) | | | | |
| 73/74 | E100/300 | C60Z 17A434-A | | 1 |
| 73/ | F100/500 (81) | C6UZ 17A434-A | | 1 |
| 17A436 ARM (WINDSHIELD WIPER MOTOR OUTPUT) | | | | |
| 73/74 | E100/300 | C8UZ 17A436-B | | 1 |
| 73/ | F100/500 (81) | C7TZ 17A436-A | | 1 |
| 75/ | E100/350 | D5UZ 17A436-A | | 1 |
| 17470 CONTROL (WINDSHIELD WIPER) - Also refer to group 17A553 | | | | |
| 73/77 | P350/500 | ★ | Supplied by body company | |
| 17471 GASKET (GEAR COVER) | | | | |
| 73/ | F100/500 -- w/electric wipers | D5DZ 17471-A | | 1 |
| 17A475 SEAL (WINDSHIELD WIPER PIVOT SHAFT TO COWL TOP) | | | | |
| 73/ | F100/500 (81) | D3TZ 17A475-A | | 4 |
| 75/ | E100/350 | D5UZ 17A475-A | | 2 |
| 17C476 GOVERNOR (WINDSHIELD WIPER) | | | | |
| 73/77 | F100/350 (81) -- w/intermittent wipers | D3TZ 17C476-A | | 1 |
| 78/ | F100/350 -- w/intermittent wipers | D8TZ 17C476-A | | 1 |
| 75/ | E100/350 -- w/intermittent wipers | D5UZ 17C476-A | # D5UB 17C476-A | 1 |
| 17A479 GEAR and PINION (WINDSHIELD WIPER MOTOR) | | | | |
| 73/74 | E100/300 | D0PZ 17A479-B | | 1 |
| 73/ | F100/500 | | | 1 |
| Consists of | | | | |
| 1-C90F 17B580-A | | Gear and pinion assy. | 1-C5AF 17B549-A | Lever park switch |
| 1-C90F 17A482-A | | Shaft-input gear | 1-373907-S2 | Nut-spring-1/4" |
| 75/ | E100/350 | C9AZ 17A479-A | | 1 |
| Consists of | | | | |
| 1-C9AF 17B580-A | | Gear assy. | 1-380444-S | Ring-retaining-3/8" |

OCTOBER, 1979

COPYRIGHT © 1979-

FORD MOTOR
COMPANY

-DEARBORN, MICHIGAN

NEW ISSUE

1973/79
TRUCK SERIES 100/500

| YEAR | MODEL/RESTRICTIONS | PART NUMBER | | DESCRIPTION | QTY. |
|--|--|----------------|----------------|---|--------------------------|
| 17C479 STOP ASSY. (WINDSHIELD WIPER MOTOR) | | | | | |
| 73/74 | E100/300 | C60Z | 17C479-A | | 1 |
| 73/ | F100/500 (81) | C5AZ | 17C479-A | | 1 |
| 17A485 ARMATURE (WINDSHIELD WIPER MOTOR) | | | | | |
| 73/ | F100/500 | C60Z | 17A485-B | | 1 |
| 17489 CONNECTOR (WINDSHIELD WIPER HOSE) | | | | | |
| 73/77 | P350/500 | ★ | | Supplied by body company | |
| 17C491 SPACER (WINDSHIELD WIPER SWITCH) | | | | | |
| 73/ | F100/350 | D4TZ | 17C491-A | Used between switch and instrument panel | 1 |
| 17496 BRACKET (WINDSHIELD WIPER MOTOR MOUNTING) | | | | | |
| 73/74 | E100/300 | C8UZ | 17496-A | | 1 |
| 73/77 | F100/500 (81) | D3TZ | 17496-A | | 1 |
| 78/ | F100/500 | D8TZ | 17496-A | | 1 |
| 73/ | F100/500 (81) | 382849-S36 | | (BB-541-AD)-screw and washer assy.-hex. head-1/4"-20 x 5/8" | 3 |
| 17508 MOTOR ASSY. (WINDSHIELD WIPER) | | | | | |
| 73/74 | E100/300 | C60Z | 17508-D | *WM-189-# D2UF 17504-AA, C8AF 17C504-A | 1 |
| 73/ | F100/500 (81) | C7TZ | 17508-D | *WM-225-# C6TF 17504-E, D2TF 17504-AA, C7TF 17C504-B, D3TF 17504-AA, D8TF 17504-AA, D9TF 17504-AA | 1 |
| 75/77 | E100/350 | D5UZ | 17508-A | *WM-356 | 1 |
| 78 | E100/350 | D7UZ | 17508-A | *WM-376-includes 17A436 output arm | 1 |
| 79 | E100/350 | D9UZ | 17508-A | *WM-376-A-Includes 17A436 output arm | 1 |
| 73/77 | P350/500 | ★ | | Supplied by body company | |
| 73/74 | E100/300 | 20345-S7-8 | | (B-150-A)-bolt-1/4"-28 x 3/4" | 3 |
| 17A511 COVER OR COVER AND PARK SWITCH ASSY. (WINDSHIELD WIPER MOTOR GEAR) | | | | | |
| 73/74 | E100/300 | C3AZ | 17A511-C | | 1 |
| 73/ | F100/500 (81) | | | | 1 |
| 75/ | E100/350 | D5UZ | 17A511-A | Contains Park switch | 1 |
| 17512 NUT (WINDSHIELD WIPER CONTROL) | | | | | |
| 73/74 | E100/300 | D7TZ | 17512-A | | 1 |
| 73/77 | F500(81) | | | | 1 |
| 73/ | F100/350 (81) | D3TZ | 17512-A | | 1 |
| 17513 KNOB ASSY. - Also refer to groups 18519 and 13341 | | | | | |
| 73/74 | E100/300 | C8UZ | 17513-A | Auxiliary heater | 1 |
| 73/74 | E100/300 | | | Wiper control | 1 |
| 73/77 | F500 (81) | | | | 1 |
| 73/74 | E100/300 -- integral A/C and dual evaporator | | | Heater control | 1 |
| 73/74 | E100/300 | C8TZ | 17513-C | Emergency flasher | 1 |
| 75/ | E100/350 | C9AZ | 17513-A | Rear speaker control | 1 |
| 73/75 | F100/350 (81) | D1AZ | 17513-B | Wiper control | 1 |
| 76/ | F100/350 | D30Z | 17513-A | Wiper control | 1 |
| 73/77 | P350/500 | ★ | | Wiper control-supplied by body company | |
| 73/77 | P350/500 | C8TZ | 17513-A | Emergency warning | 1 |
| 17514 SPACER (WINDSHIELD WIPER MOUNTING) | | | | | |
| 73/77 | P350/500 | ★ | | Supplied by body company | |
| 17526-7 ARM ASSY. (WINDSHIELD WIPER PIVOT) | | | | | |
| 73/74 | E100/300 | C1SZ | 17526-A | 15 3/4" long | 2 |
| 75/ | E100/350 | D5UZ | 17526-A | Includes (2) nozzles & (1) shield | 2 |
| 73/76 | F100/500 "Before Ser. C50,000" | ★ C7TZ | 17526-B | 13 5/8" long | 2 |
| | | r/bD6TZ | 17526-A(11/77) | | |
| 76/ | F100/500 "From Ser. C50,000" | D6TZ | 17526-A | 13-7/16" long | 2 |
| 73/77 | P350/500 | ★ | | Supplied by body company | |
| 17528 BLADE ASSY. (WINDSHIELD WIPER) | | | | | |
| YEAR | MODEL/RESTRICTIONS | PART NUMBER | | DESCRIPTION | QTY. |
| | | BLADE (REFILL) | BLADE A SY. | | |
| 73/74 | E100/300 | D0UZ | 17593-A | C1VZ 17528-B | 2 |
| 75/ | E100/350 | D5UZ | 17593-A | D5UZ 17528-A | 2 |
| 73/ | F100/500 | C3AZ | 17593-C | C3AZ 17528-J | 2 |
| 73/77 | P350/500 | ★ | | ★ | Supplied by body company |

**1973/79
TRUCK SERIES 100/500**

| YEAR | MODEL/RESTRICTIONS | PART NUMBER | DESCRIPTION | QTY. |
|--|--|---|--|----------|
| 17531 CLIP (WINDSHIELD WIPER ADAPTER and CONNECTING ARM) | | | | |
| 73/ | E100/300, F100/500 (81) | C5ZZ 17531-A | | 1 |
| 17543 HOSE (BULK) | | | | |
| 73/ | All | D3PZ 17543-B | *KW-6-B-7/64" I.D. x 50 feet long | AR |
| | | D3PZ 17543-C | *KW-7-B-5/32" I.D. x 50 feet long | AR |
| | | D3PZ 17543-A | *KW-5-B-7/32" I.D. x 50 feet long | AR |
| | | D3PZ 17543-D | *KW-8-B-9/32" I.D. x 50 feet long | AR |
| | | D9PZ 17543-A | *KW-9-1/4" I.D. x 50 feet long | AR |
| 17543 HOSE (WINDSHIELD WASHER) | | | | |
| 75/ | E100/350 | D3AZ 17543-C | 3/32" I.D.-cut to 9 3/4" length | 1 |
| 17B549 LEVER (WINDSHIELD WIPER MOTOR PARK SWITCH) | | | | |
| 73/ | F100/500 (81) | C5AZ 17B549-A | | 1 |
| 73/74 | E100/300 | | | 1 |
| 17A553 SWITCH ASSY. (WINDSHIELD WIPER and WASHER) | | | | |
| 73/74 | E100/300 | C9UZ 17A553-A | *SW-878 | 1 |
| 75/ | E100/350 -- w/o intermittent wipers | D3AZ 17A553-C | *SW-1156-A # D3AB 17A553-A1C | 1 |
| 75/ | E100/350 -- w/ intermittent wipers | D3AZ 17A553-D | *SW-1155-A # D3AB 17A553-B1C | 1 |
| 73/ | F100/350 (81) -- w/o intermittent wipers | D00Z 17A553-A | *SW-896-# D00B 17A553-D | 1 |
| 73/ | F100/350 (81) -- w/ intermittent wipers | D10Z 17A553-A | *SW-1010-# D10B 17A553-AA | 1 |
| 73/77 | F500 (81) | C8UZ 17A553-A | *SW-869 | 1 |
| 17B563 PIN (WINDSHIELD WIPER MOTOR) | | | | |
| 73/78 | F100/500 (81) "Before Ser. AG0,001" | C70Z 17B563-A | | 1 |
| 73/74 | E100/300 | | | 1 |
| 17566-7 ARM and PIVOT SHAFT ASSY. (WINDSHIELD WIPER MOUNTING) | | | | |
| 73/74 | E100/300 | C8UZ 17566-A | | 1 |
| 75/ | E100/350 | (RH) D5UZ 17566-A | (LH) D5UZ 17567-A | 1 |
| 73/79 | F100/500 "Before Ser. EG0,001" | (RH) ★ D3TZ 17566-B r/bD9TZ 17566-A(10/79) | (LH) ★ D3TZ 17567-B r/bD9TZ 17567-A(8/79) | 1 |
| 79 | F100/350 "From Ser. EG0,001" | (RH) D9TZ 17566-A | (LH) D9TZ 17567-A | 1 |
| 73/ | F100/500 (81) | 20384-S8 | (B-43)-bolt-hex. head-1/4"-20 x 1" | 6 |
| 17B566 BRUSH and TERMINAL ASSY. (WINDSHIELD WIPER MOTOR) | | | | |
| 73/78 | F100/500 (81) "Before Ser. AG0,001" | C60Z 17B566-A | | 1 |
| 73/74 | E100/300 | | | 1 |
| 78/ | F100/500 "From Ser. AG0,001" | D8TZ 17B566-A | | 1 |
| 17B583 PLATE and SWITCH ASSY. (WINDSHIELD WIPER MOTOR) | | | | |
| 73/74 | E100/300 | C8UZ 17B583-A | | 1 |
| 75/ | E100/350 | D5UZ 17B583-A | | 1 |
| Consists of | | | | |
| | 1-D3AF 17C436-A | Retainer | 1-C9AZ 17C535-A | Retainer |
| | 1-D5UF 17B443-AA | Plate | 1-Instruction Sheet | |
| 73/78 | F100/500 (81) "Before Ser. AG0,001" | C60Z 17B583-A | | 1 |
| 78/ | F100/350 "From Ser. AG0,001" | D8TZ 17B583-A | | 1 |
| 17B584 CUP and MAGNET ASSY. (WINDSHIELD WIPER MOTOR) | | | | |
| 73/ | F100/500 (81) | C70Z 17B584-A | | 1 |
| 73/74 | E100/300 | | | 1 |
| 17B587 WIRING ASSY. (WINDSHIELD WIPER SWITCH TO MOTOR) | | | | |
| 73/74 | E100/300 | C80Z 17B587-A | | 1 |
| 73/ | F100/500 (81) | C8TZ 17B587-A | | 1 |
| 17588-9 PIVOT SHAFT and CONNECTING ARM ASSY. (WINDSHIELD WIPER) | | | | |
| 73/77 | P350/500 | ★ | Supplied by body company | |
| 17593 Refer to group 17528 | | | | |
| 17B599 SPRING (WINDSHIELD WIPER MOTOR BRUSH) | | | | |
| 73/ | F100/500 (81) | C5AZ 17B599-A | | 3 |
| 73/74 | E100/300 | | | 1 |

17285 SPEEDOMETER GEARS

HOW TO FIND SPEEDOMETER DRIVE and DRIVEN GEAR PART NUMBERS

There are two ways of determining the part number of a speedometer drive or driven gear.

BY IDENTIFICATION or BY APPLICATION

BY IDENTIFICATION

YOU MUST KNOW-- Physical shape
Number of teeth
Identification number

EXAMPLE

DRIVEN GEAR (17271 or 17322)

Physical shape conforms to--
TYPE-3
NUMBER OF TEETH-13
IDENTIFICATION NUMBER--TFBP 17322-A
PART NUMBER listed is--B8T 17322-A

DRIVE GEAR (17285)

Physical shape conforms to--
TYPE-4
NUMBER OF TEETH-4
IDENTIFICATION NUMBER--C4TA 17285-A
PART NUMBER listed is--C4TZ 17285-A

BY APPLICATION

YOU MUST KNOW-- Year
Transmission
Rear axle Ratio
Tire Size

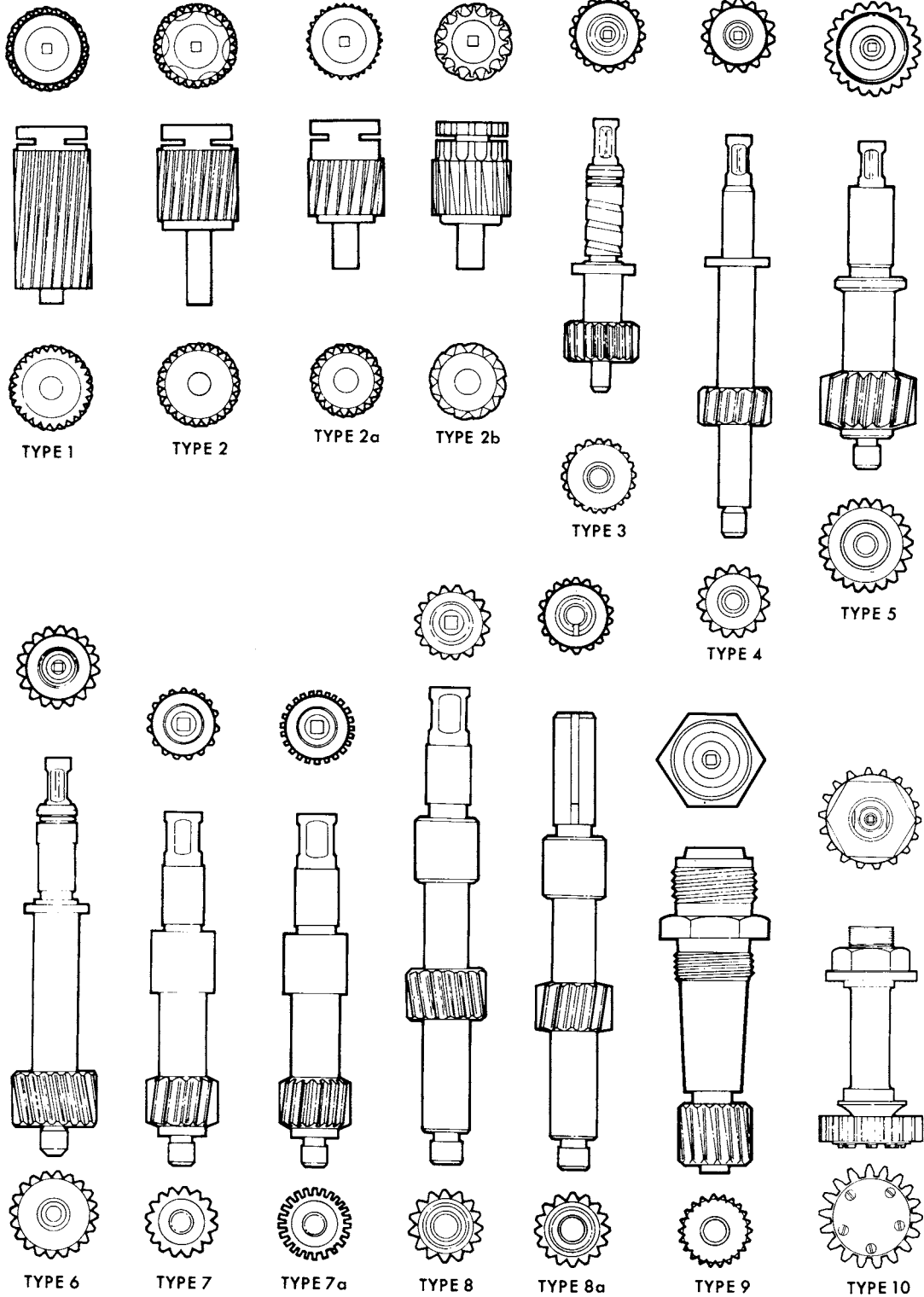
EXAMPLE

YEAR-- 1973
REAR AXLE RATIO-- 5.83 to 1
TRANSMISSION-- New Process 435
TIRE SIZE-- 7.50 x 20

DRIVE GEAR part number listed is C4TZ 17285-A

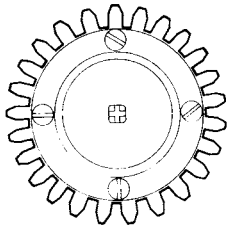

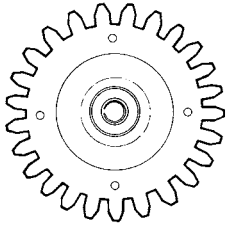
DRIVEN GEAR part number listed is B8T 17322-A

1973/79
TRUCK SERIES 100/500



P-10682

SPEEDOMETER DRIVEN GEARS (TYPICAL)



TYPE 11

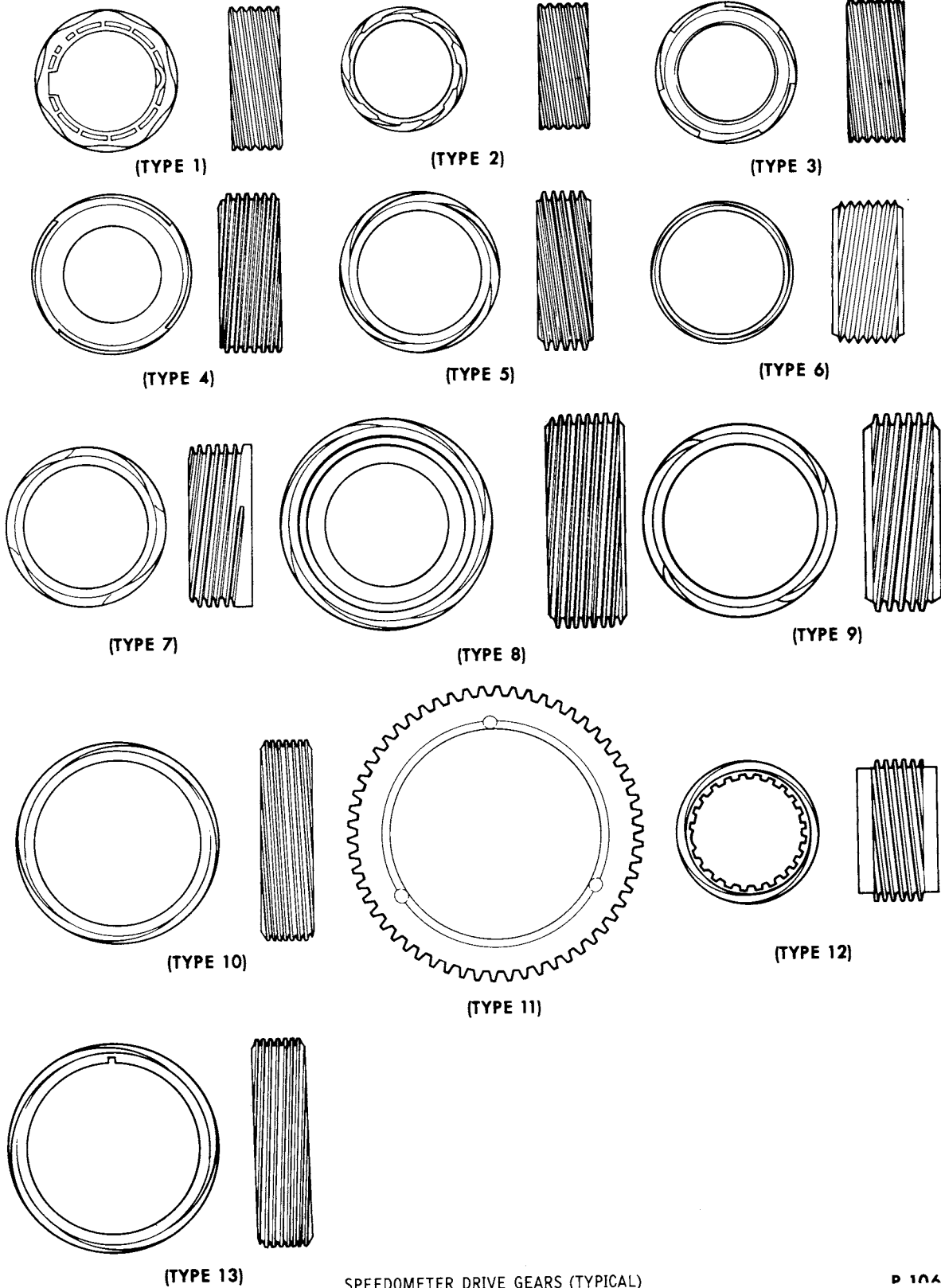
SPEEDOMETER DRIVEN GEARS (TYPICAL)

P-14481

**1973/79
TRUCK SERIES 100/500**

| TYPE | TEETH | IDENTIFICATION NUMBER | DESCRIPTION | PART NUMBER |
|--|-------|-----------------------|-------------|--------------|
| 17271 SPEEDOMETER DRIVEN GEAR IDENTIFICATION CHART (Arranged according to Type) | | | | |
| 2 | 16 | C9AP 17271-B | | D0AZ 17271-A |
| 2 | 17 | C7SP 17271-A | | C7SZ 17271-A |
| 2 | 18 | C7SP 17271-B | | C7SZ 17271-B |
| 2 | 19 | C7VP 17271-A | | C7VY 17271-A |
| 2 | 20 | C8SP 17271-B | | C8SZ 17271-B |
| 2 | 21 | C9OP 17271-A | | D00Z 17271-A |
| 2A | 16 | C0DD 17271-A | | C0DD 17271-A |
| 2A | 17 | C3DA 17271-B | | C3DZ 17271-B |
| 2A | 18 | C0DD 17271-B | | C0DD 17271-B |
| 2A | 19 | C0DD 17271-C | | C0DD 17271-C |
| 2A | 20 | C1DD 17271-A | | C1DD 17271-A |
| 2A | 21 | C40A 17271-A | | C40Z 17271-A |
| 2B | 16 | C3DA 17271-A | | C2DZ 17271-J |
| 3 | 13 | TFBP 17322-A | | B8T 17322-A |
| 3 | 13 | 448583 | | B8T 17322-A |
| 3 | 14 | TFBP 17322-B | | B8T 17322-B |
| 3 | 14 | 448584 | | B8T 17322-B |
| 3 | 15 | TFBP 17322-C | | B8T 17322-C |
| 3 | 15 | 448585 | | B8T 17322-C |
| 3 | 16 | TFBP 17322-D | | B8T 17322-D |
| 3 | 16 | 448586 | | B8T 17322-D |
| 3 | 17 | TFBP 17322-E | | B8T 17322-E |
| 3 | 17 | 448587 | | B8T 17322-E |
| 5 | 18 | 01T 17271-A | | 01T 17271-A |
| 5 | 19 | 01T 17271-B | | 01T 17271-B |
| 5 | 20 | 01T 17271-C | | 01T 17271-C |
| 5 | 21 | 01T 17271-D | | 01T 17271-D |

| IDENTIFICATION | PART NUMBER | IDENTIFICATION | PART NUMBER |
|---|--------------|----------------|--------------|
| 17271 SPEEDOMETER DRIVEN GEAR IDENTIFICATION CHART (Arranged according to Identification Number) | | | |
| 01T 17271-A | 01T 17271-A | C8SP 17271-B | C8SZ 17271-B |
| 01T 17271-B | 01T 17271-B | C9AP 17271-B | D0AZ 17271-A |
| 01T 17271-C | 01T 17271-C | C9OP 17271-A | D00Z 17271-A |
| 01T 17271-D | 01T 17271-D | TFBP 17322-A | B8T 17322-A |
| C0DD 17271-A | C0DD 17271-A | TFBP 17322-B | B8T 17322-B |
| C0DD 17271-B | C0DD 17271-B | TFBP 17322-C | B8T 17322-C |
| C0DD 17271-C | C0DD 17271-C | TFBP 17322-D | B8T 17322-D |
| C1DD 17271-A | C1DD 17271-A | TFBP 17322-E | B8T 17322-E |
| C3DA 17271-A | C2DZ 17271-J | 448583 | B8T 17322-A |
| C3DA 17271-B | C3DZ 17271-B | 448584 | B8T 17322-B |
| C40A 17271-A | C40Z 17271-A | 448585 | B8T 17322-C |
| C7SP 17271-A | C7SZ 17271-A | 448586 | B8T 17322-D |
| C7SP 17271-B | C7SZ 17271-B | 448587 | B8T 17322-E |
| C7VP 17271-A | C7VY 17271-A | | |



1973/79
TRUCK SERIES 100/500

| TYPE | TEETH | IDENTIFICATION NUMBER | DESCRIPTION | PART NUMBER |
|---|-------|-----------------------|----------------------------|--------------|
| 17285 SPEEDOMETER DRIVE GEAR IDENTIFICATION CHART (Arranged according to Type) | | | | |
| 1 | 6 | C8TR 17285-A | <i>GR</i> | D0TZ 17285-A |
| 1 | 8 | C8OR 17285-A | | C30Z 17285-A |
| 1 | 8 | C8OR 17285-B | <i>Brown</i> | C80Z 17285-B |
| 1 | 8 | C8AR 17285-A | <i>C8AZ-B - 7 T YELLOW</i> | C8AZ 17285-A |
| 2 | 5 | 01T 17285-A | | 01T 17285-A |
| 2 | 6 | 01T 17285-B | | 01T 17285-B |
| 2 | 7 | 8J 17285 | | 8J 17285 |
| 3 | 9 | 13347 | | D8TZ 17285-B |
| 4 | 4 | C4TA 17285-A | | C4TZ 17285-A |
| 4 | 4 | D1TA 17285-AA | | D1TZ 17285-A |
| 4 | 4 | 4446626 | | B9T 17285-B |
| 4 | 5 | C4TA 17285-B | | C4TZ 17285-B |
| 4 | 5 | D1TA 17285-BA | | D0TZ 17285-C |
| 4 | 5 | 4446627 | | B9T 17285-C |
| 4 | 6 | C4DR 17285-A | | C5ZZ 17285-A |
| 4 | 8 | C5DR 17285-B | | D8TZ 17285-A |
| 10 | 6 | C6TA 17285-H | | C6TZ 17285-H |
| 12 | 7 | 11392 | | D3TZ 17285-A |
| 14 | 9 | D7OR 17285-AA | | D7TZ 17285-A |

| IDENTIFICATION | PART NUMBER | IDENTIFICATION | PART NUMBER |
|--|-------------------------|--------------------------|--------------|
| 17285 SPEEDOMETER DRIVE GEAR IDENTIFICATION CHART (Arranged according to Identification Number) | | | |
| 01T 17285-A | 01T 17285-A | C8TR 17285-A | D0TZ 17285-A |
| 01T 17285-B | 01T 17285-B | D1TA 17285-AA | D1TZ 17285-A |
| 8J 17285 | 8J 17285 | D1TA 17285-BA | D0TZ 17285-C |
| C4TA 17285-A | C4TZ 17285-A | D7OR 17285-AA | D7TZ 17285-A |
| C4TA 17285-B | C4TZ 17285-B | 11392 | D3TZ 17285-A |
| C4DR 17285-A | C5ZZ 17285-A | 11984 | D4TZ 17285-A |
| C5DR 17285-B | D8TZ 17285-A | 13347 | D8TZ 17285-B |
| C6TA 17285-H | C6TZ 17285-H | 4446626 | B9T 17285-B |
| C8AR 17285-A | C8AZ 17285-A | 4446627 | B9T 17285-C |
| C8OR 17285-B | C80Z 17285-B | | |

| TRANSMISSION INDEX | | | | | | | |
|-------------------------|-------|---------------|------------|-------------|-------|----------|------------|
| MAKE | SPEED | MODEL | Co1. | MAKE | SPEED | MODEL | Co1. |
| 17285 SPEEDOMETER GEARS | | | | | | | |
| Clark | 5 | 280, 282, 285 | 55, 56 | New Process | 4 | 435 | 61 thru 65 |
| Ford | 3 | M/T | 56 thru 61 | Warner | 5 | 542 | 65 thru 68 |
| | 3 | C4, C6, C/M | | | 4 | T18, T19 | |
| | 4 | RUG 4/S 0/D | | | | | |

| TRANSMISSION MODEL | TIRES | REMARKS | DRIVE GEAR | DRIVEN GEAR |
|--|-------|---------|------------|-------------|
| SPEEDOMETER GEAR COMBINATIONS | | | | |
| 1973/74 E100/300 1973/ B-F-M-P 100/500 | | | | |
| For 1975/ E100/350 Applications - Refer to page 19 | | | | |

17285 SPEEDOMETER GEARS

For multi-speed axle speedometer gear selection use lowest numerical axle ratio
Refer to group 17294 if speedometer adapter is required

CLARK

5.83 REAR AXLE RATIO

| | | | |
|---------------|-----------|-------------|-------------|
| 280, 282, 285 | 7.50 x 20 | B9T 17285-B | B8T 17322-A |
| | 8.25 x 20 | B9T 17285-C | B8T 17322-C |

6.20 REAR AXLE RATIO

| | | | |
|---------------|-----------|-------------|-------------|
| 280, 282, 285 | 7.50 x 20 | B9T 17285-B | B8T 17322-B |
| | 8.25 x 20 | B9T 17285-B | B8T 17322-A |

6.33 REAR AXLE RATIO

| | | | |
|---------------|-----------|-------------|-------------|
| 280, 282, 285 | 7.50 x 20 | B9T 17285-B | B8T 17322-B |
| | 8.25 x 20 | B9T 17285-C | B8T 17322-E |

**1973/79
TRUCK SERIES 100/500**

| TRANSMISSION MODEL | TIRES | REMARKS | DRIVE GEAR | DRIVEN GEAR |
|--|---|--------------------------|--------------|--------------|
| SPEEDOMETER GEAR COMBINATIONS — Cont'd | | | | |
| 1973/74 E100/300 1973/ B-F-M-P 100/500 | | | | |
| For 1975/ E100/350 Applications — Refer to page 19 | | | | |
| 17285 | SPEEDOMETER GEARS | | | |
| For multi-speed axle speedometer gear selection use lowest numerical axle ratio Refer to group 17294 if speedometer adapter is required | | | | |
| CLARK | | | | |
| 6.80 REAR AXLE RATIO | | | | |
| 280, 282, 285 | 7.50 x 20 | | B9T 17285-B | B8T 17322-C |
| | 8.25 x 20 | | B9T 17285-B | B8T 17322-B |
| 7.20 REAR AXLE RATIO | | | | |
| 280, 282, 285 | 7.50 x 20 | | B9T 17285-B | B8T 17322-D |
| | 8.25 x 20 | | B9T 17285-B | B8T 17322-C |
| FORD | | | | |
| NOTE: \$ Part of transmission output shaft | | | | |
| 2.72 REAR AXLE RATIO | | | | |
| 3/M/T | 6.5X16,7X15,L78X15 | | D7TZ 17285-A | C3DZ 17271-B |
| | G78X15,H78X15,HR78X15,LR78X15 | | D7TZ 17285-A | C0DD 17271-B |
| | GR78X15 | | D7TZ 17285-A | C0DD 17271-C |
| C4,C6 | GR78 x 15 | | \$ | C7VY 17271-A |
| | G78 x 15,H78 x 15,HR78 x 15,LR78 x 15 | | \$ | C7SZ 17271-B |
| | 6.50 x 16,7 x 15,L78 x 15 | | \$ | C7SZ 17271-A |
| 2.75 REAR AXLE RATIO | | | | |
| 3/M/T | 6.5 x 16, 7 x 15, L78 x 15 (snow tire), L78B x 15, 230 x 15 | | D7TZ 17285-A | C3DZ 17271-B |
| | H78 x 15, HR78 x 15, L78C x 15, LR78 x 15, 230 x 15 | | D7TZ 17285-A | C0DD 17271-B |
| | F78 x 15, GR60 x 15, G78 x 15, GR78 x 15 | | D7TZ 17285-A | C0DD 17271-C |
| 4/M/T O/D | F78 x 15,GR60 x 15,G78 x 15 | | D8TZ 17285-A | C2DZ 17271-G |
| | 7 x 15,H78 x 15,L78 x 15,LR78 x 15 | | D8TZ 17285-A | C2DZ 17271-J |
| | L78 x 15(snow tire), 230 x 15 | | D8TZ 17285-A | C0DD 17271-A |
| C4,C6 | G78 x 15 | 1973/76 | \$ | C7SZ 17271-A |
| | H78 x 15, HR78 x 15 | 1973/76 | \$ | D0AZ 17271-A |
| | F78 x 15,G78x15, GR78x15,GR60x15 | F100-1977/ | \$ | C7VY 17271-A |
| | H78x15,HR78x15,L78x15, L78 x 15C(snow tire),L78 x 15, LR78 x 15 | F100-1977/ | \$ | C7SZ 17271-B |
| | 6.50x16,7x15,L78x15B(snow tire) | F100-1977/ | \$ | C7SZ 17271-A |
| | H78 x 15, HR78 x 15,LR78 x 15 | F150-1977/ | \$ | C7SZ 17271-B |
| | 7X15,L78X15D,L78X15-(snow tire) | F150-1977/ | \$ | C7SZ 17271-A |
| 3.00 REAR AXLE RATIO | | | | |
| 3/M/T | 6.50 x 16, 7 x 15, H78 x 15 (snow tire) L78 x 15, LR78 x 15 | | C80Z 17285-B | C3DZ 17271-B |
| | G78 x 15,GR78X15,H78 x 15, HR78 x 15 | | C80Z 17285-B | C0DD 17271-B |
| 4/M/T | 7 x 15,L78 x 15,LR78 x 15 | | D8TZ 17285-A | C2DZ 17271-G |
| | F78 x 15,G78 x 15,H78 x 15 | | D8TZ 17285-A | C2DZ 17271-F |
| | GR60 x 15 | | D8TZ 17285-A | C4DZ 17271-A |
| C4 | 6.50 x 16, 7 x 15, GR78 x 15,L78 x 15, LR78 x 15 | | \$ | C7SZ 17271-A |
| | F78 x 15,G78 x 15, H78 x 15, HR78 x 15 | | \$ | C7SZ 17271-B |
| | GR60 x 15 | | \$ | C7VY 17271-A |
| C6 | 10 x 15 | | D8TZ 17285-B | C0DD 17271-B |
| | L78 x 15, LR78 x 15, 7 x 15 | | D8TZ 17285-B | C0DD 17271-C |
| | 7 x 15, GR60 x 15, L78 x 15, LR78 x 15, 230 x 15, 7 x 16 | F100-1978 Calif. only | \$ | C7SZ 17271-A |
| | F78 x 15, G78 x 15, H78 x 15 | F100-1978 Calif. only | \$ | C7SZ 17271-B |

1973/79
TRUCK SERIES 100/500

| TRANSMISSION MODEL | TIRES | REMARKS | DRIVE GEAR | DRIVEN GEAR |
|--|--|---------|--------------|--------------|
| SPEEDOMETER GEAR COMBINATIONS — Cont'd | | | | |
| 1973/74 E100/300 1973/ B-F-M-P 100/500 | | | | |
| For 1975/ E100/350 Applications — Refer to page 19 | | | | |
| 17285 | SPEEDOMETER GEARS | | | |
| For multi-speed axle speedometer gear selection use lowest numerical axle ratio Refer to group 17294 if speedometer adapter is required | | | | |
| FORD | | | | |
| NOTE: \$ Part of transmission output shaft | | | | |
| 3.07 REAR AXLE RATIO | | | | |
| C6 | 7.50 x 16, 7.50R x 16, 7.50 x 16, 9.50 x 16.5 (snow tire) | | \$ | D0AZ 17271-A |
| | 9.50 x 16.5, 8.75 x 16.5, 8.75R x 16.5 | | \$ | C7SZ 17271-A |
| | 8 x 16.5, 8R x 16.5 | | \$ | C7SZ 17271-B |
| 3/M/T | 6.50 x 16, 7 x 15, L78 x 15 | | C80Z 17285-B | C3DZ 17271-B |
| | G78 x 15, H78 x 15, HR78 x 15, LR78 x 15 | | C80Z 17285-B | C0DD 17271-B |
| | GR78 x 15 | | C80Z 17285-B | C0DD 17271-C |
| 3.23 REAR AXLE RATIO | | | | |
| C4 | GR78 x 15 | | \$ | C8SZ 17271-B |
| | G78 x 15, H78 x 15, HR78 x 15, LR78 x 15 | | \$ | C7VY 17271-A |
| | 6.50 x 16, 7 x 15, L78 x 15 | | \$ | C7SZ 17271-B |
| 3.25 REAR AXLE RATIO | | | | |
| 3/M/T | 6.50 x 16, 7 x 15, L78 x 15, | 1973/74 | C8AZ 17285-A | C0DD 17271-A |
| | 6.50 x 16, 7 x 15, L78 x 15 | 1975 | C30Z 17285-C | C0DD 17271-A |
| | 6.70 x 15, G78 x 15 | | C8AZ 17285-A | C3DZ 17271-B |
| | H78 x 15 | 1973 | C80Z 17285-B | C0DD 17271-C |
| | H78 x 15, HR78 x 15 | 1974 | C8TZ 17285-A | C3DZ 17271-B |
| | H78 x 15, HR78 x 15, G78 x 15 | 1975 | C30Z 17285-C | C3DZ 17271-B |
| | E78 x 14 | | C8AZ 17285-A | C0DD 17271-B |
| | 7 x 15, L78 x 15 | 1978/ | C80Z 17285-B | C0DD 17271-B |
| | F78 x 15, GR60 x 15, G78 x 15 | 1978/ | C80Z 17285-B | C1DD 17271-A |
| | H78 x 15, LR78 x 15 | 1978/ | C80Z 17285-B | C0DD 17271-C |
| 4/M/T | 7 x 15, L78 x 15 | | D8TZ 17285-A | C2DZ 17271-F |
| | H78 x 15, LR78 x 15 | | D8TZ 17285-A | C4DZ 17271-A |
| | F78 X 15, GR60 x 15, G78 x 15 | | D8TZ 17285-A | C2DZ 17271-H |
| C4, C6 | 6.50 x 16, 7 x 15, L78 x 15 | | \$ | C7SZ 17271-B |
| | 6.70 x 15, G78 x 15, H78 x 15, HR78 x 15, LR78 x 15 | | \$ | C7VY 17271-A |
| | E78 x 14 | | \$ | D00Z 17271-A |
| | F78 x 15, G78 x 15, GR78 x 15, GR60 x 15 | | \$ | C8SZ 17271-B |
| 3.31 REAR AXLE RATIO | | | | |
| 3/M/T | 7.50 x 16.5, 7.50R x 16.5 | | C80Z 17285-B | C3DZ 17271-B |
| | 8.75 x 16.5 (snow tire), 9.50 x 16.5 | | C80Z 17285-B | C0DD 17271-B |
| | 8.75 x 16.5 | 1973/76 | C30Z 17785-C | C0DD 17271-A |
| | 8 x 16.5 (snow tire) | 1973/76 | C80Z 17285-B | C0DD 17271-C |
| | 8 x 16.5, 8R x 16.5 | 1973/76 | C30Z 17285-C | C3DZ 17271-B |
| | 8 x 16.5, 8.75 x 16.5, 8.75R x 16.5 | 1977/78 | C80Z 17285-B | C0DD 17271-C |
| C6 | 8R x 16.5 | 1977/78 | C80Z 17285-B | C1DD 17271-A |
| | 7.50 x 16, 7.50R x 16 | | \$ | C7SZ 17271-A |
| | 8 x 16.5, 8R x 16.5, 8.75 X 16.5, 7.50R x 16, 8.75R x 16.5 | | \$ | C7VY 17271-A |
| | 9.50 x 16.5, 8.75 x 16.5 (snow tire) | | \$ | C7SZ 17271-B |

**1973/79
TRUCK SERIES 100/500**

| TRANSMISSION MODEL | TIRES | REMARKS | DRIVE GEAR | DRIVEN GEAR |
|--|-------|---------|------------|-------------|
| SPEEDOMETER GEAR COMBINATIONS — Cont'd | | | | |
| 1973/74 E100/300 1973/ B-F-M-P 100/500 | | | | |
| For 1975/ E100/350 Applications — Refer to page 19 | | | | |

17285 SPEEDOMETER GEARS

For multi-speed axle speedometer gear selection use lowest numerical axle ratio
Refer to group 17294 if speedometer adapter is required

FORD

NOTE: § Part of transmission output shaft

| 3.50 REAR AXLE RATIO | | | | |
|----------------------|--|---------------|--------------|--------------|
| 3/M/T | 6.50 x 16, 7 x 15, L78 x 15 | 1973/74 | C8AZ 17285-A | C3DZ 17271-B |
| | L78 x 15, 6.50 x 16, 7 x 15 | 1975/76 | C30Z 17285-C | C3DZ 17271-B |
| | 6.70 x 15, G78 x 15, H78 x 15 | 1973/74 | C8AZ 17285-A | C0DD 17271-B |
| | H78 x 15, G78 x 15, HR78 x 15 | 1975/76 | C30Z 17285-C | C0DD 17271-B |
| | E78 x 14 | | C8AZ 17285-A | C0DD 17271-C |
| | G78 X 15, GR78 X 15, HR78 X 15 | 1977/ | C80Z 17285-B | C40Z 17271-A |
| | 6.50 X 16, 7 X 15, H78 X 15 | 1977/ | C80Z 17285-B | C1DD 17271-A |
| | L78 x 15, LR78 x 15 | | | |
| 7 x 15 (snow tire) | 1977/ | C80Z 17285-B | C0DD 17271-C | |
| 4/M/T | 7 x 15, L78 x 15, LR78 x 15, 230 x 15 | | D8TZ 17285-A | C2DZ 17271-H |
| C4, C6 | 6.50 x 16, 7 x 15, L78 x 15, LR78 x 15, H78 x 15 | 2/W/D | \$ | C8SZ 17271-B |
| | 6.70 x 15, G78 x 15, GR78 x 15, HR78 x 15 | 2/W/D | \$ | D00Z 17271-A |
| | E78 x 14 | 2/W/D | \$ | C7SZ 17271-A |
| C6 | 6.50 x 16, 7 x 15, L78 x 15 | 4/W/D-1973/74 | D3TZ 17285-A | C3DZ 17271-B |
| | L78 x 15, 6.50 x 16, 7 x 15 | 4/W/D-1975/76 | C30Z 17285-C | C3DZ 17271-B |
| | G78 x 15, H78 x 15 | 4/W/D-1973/74 | D3TZ 17285-A | C0DD 17271-B |
| | H78 x 15, G78 x 15, LR78 x 15 | 4/W/D-1975/ | C30Z 17285-C | C0DD 17271-B |
| | 7 x 15, L78 x 15 | 4/W/D-1977/ | D3TZ 17285-A | C3DZ 17271-B |
| | 10 x 15 | 4/W/D | D3TZ 17285-A | C0DD 17271-A |
| 3.54 REAR AXLE RATIO | | | | |
| 3/M/T | 7.50 x 16 | 1973/74 | C8AZ 17285-A | C0DD 17271-A |
| | 7.50 x 16 | 1975/ | D3TZ 17285-A | C0DD 17271-A |
| | 8 x 16, 8.75 x 16 | 1973/74 | C8AZ 17285-A | C0DD 17271-B |
| | 8.75 x 16.5, 8.00 x 16.5 | 1975/ | D3TZ 17285-A | C0DD 17271-B |
| | 9.50 x 16 | 1973/74 | C8AZ 17285-A | C3DZ 17271-B |
| | 9.50 x 16.5, 8.75R x 16.5 | 1975/ | D3TZ 17285-A | C3DZ 17271-B |
| | G78 x 15, GR78 x 15, H78 x 15, HR78 x 15 | | C80Z 17285-B | C40Z 17271-A |
| | 6.50 x 16, 7 x 15, L78 x 15, LR78 x 15 | | C80Z 17285-B | C1DD 17271-A |
| 4/M/T O/D | 7.5 x 16 (snow tire) | | D8TZ 17285-A | C0DD 17271-C |
| | 7.5 x 16 | | D8TZ 17285-A | C2DZ 17271-F |
| | 8 x 16.5 (snow tire), 8.75 x 16 | | D8TZ 17285-A | C2DZ 17271-H |
| | 8 x 16.5 | | D8TZ 17285-A | C2DZ 17271-J |
| | 9.5 x 16.5 | | D8TZ 17285-A | C4DZ 17271-A |
| C4, C6 | 7.50 x 16, 9.50 x 16.5 | 2/W/D | \$ | C7VY 17271-A |
| | 8 x 16.5, 8R x 16.5 | 2/W/D | \$ | D00Z 17271-A |
| | 8.75 x 16.5, 8.75R x 16.5 | 2/W/D | \$ | C8SZ 17271-B |
| | 9.50R x 16 | 2/W/D | \$ | C7VY 17271-A |
| | 7.50R x 16 | 2/W/D | \$ | C7SZ 17271-B |
| | 7.50 x 16, 7.50R x 16 | 4/W/D | D3TZ 17285-A | C0DD 17271-A |
| | 8.75 x 16.5, 8.75R x 16.5, 9.50 X 16.5 | 4/W/D | D3TZ 17285-A | C3DZ 17271-B |
| | 8 x 16.5, 8R x 16.5, 8.75R x 16.5 | 4/W/D | D3TZ 17285-A | C0DD 17271-B |

1973/79
TRUCK SERIES 100/500

| TRANSMISSION MODEL | TIRES | REMARKS | DRIVE GEAR | DRIVEN GEAR |
|---|--|---------|--------------|--------------|
| SPEEDOMETER GEAR COMBINATIONS — Cont'd | | | | |
| 1973/74 E100/300 1973/ B-F-M-P 100/500 | | | | |
| For 1975/ E100/350 Applications — Refer to page 19 | | | | |
| 17285 | SPEEDOMETER GEARS | | | |
| For multi-speed axle speedometer gear selection use lowest numerical axle ratio | | | | |
| Refer to group 17294 if speedometer adapter is required | | | | |
| FORD | | | | |
| NOTE: \$ Part of transmission output shaft | | | | |
| 3.70 REAR AXLE RATIO | | | | |
| 3/M/T | 6.50 x 16, 7 x 15, L78 x 15 | 1973/74 | C8AZ 17285-A | CODD 17271-B |
| | L78 x 15, 6.50 x 16, 7 x 15 | 1975 | C30Z 17285-C | CODD 17271-B |
| | 6.70 x 15, G78 x 15, H78 x 15, HR78 x 15 | 1973/74 | C8AZ 17285-A | CODD 17271-C |
| | H78 x 15, HR78 x 15, G78 x 15 | 1975 | C30Z 17285-C | CODD 17271-C |
| C4 | E78 x 14 | | C8AZ 17285-A | C1DD 17271-A |
| | 6.50 x 16, 7 x 15, H78 x 15, HR78 x 15 | | \$ | D0AZ 17271-A |
| | G78 x 15 | | \$ | C7SZ 17271-A |
| | L78 x 15 | | \$ | D0AZ 17271-A |
| | L78 x 15 (snow tire) | | \$ | C8SZ 17271-B |
| 3.73 REAR AXLE RATIO | | | | |
| 3/M/T | 7.50 x 16 | 1973/74 | C8AZ 17285-A | C3DZ 17271-B |
| | 7.50 x 16 | 1975/76 | C30Z 17285-C | C3DZ 17271-B |
| | 8 x 16.5 | 1973/74 | C8AZ 17285-A | CODD 17271-C |
| | 8 x 16.5 | 1975/ | C30Z 17285-C | CODD 17271-C |
| | 8.75 x 16, 9.50 x 16 | 1973/74 | C8AZ 17285-A | CODD 17271-B |
| | 9.50 x 16.5, 8.75 x 16.5 | 1975/76 | C30Z 17285-C | CODD 17271-B |
| | 7.50 x 16, 9.50 x 16.5 | 1977/ | C80Z 17285-B | C1DD 17271-A |
| | 8.75 x 16.5 (snow tire) | 1977/ | C80Z 17285-B | C40Z 17271-A |
| | 8 x 16.5, 8R x 16.5, 8.75 x 16.5, 8.75R x 16.5 | 1977/ | D0TZ 17285-A | CODD 17271-A |
| | 7.50R x 16 | 1977/ | D0TZ 17285-A | CODD 17271-C |
| 4/M/T | 7.50 x 16, 9.50 x 16.5 | | D8TZ 17285-A | C2DZ 17271-H |
| | 8 x 16.5, 8.75 x 16.5, 8.75R x 16.5 | | C5ZZ 17285-A | C2DZ 17271-J |
| C4, C6 | 7.00 x 16, 7.50 x 16, 9.50 x 16.5, 12 x 16.5 | | \$ | C8SZ 17271-B |
| | 8 x 16.5, 8R x 16.5, 8.75 x 16.5, 8.7R x 16.5 | | \$ | D0AZ 17271-A |
| | 8.75 x 16.5 (Snow Tire) | | \$ | D00Z 17271-A |
| | 7.50 x 16, 9.50R x 16, 9.50 x 16.5 | | \$ | C8SZ 17271-B |
| | 7.50R x 16, 8 x 16.5, 12 x 16.5, 8R x 16.5, 12R x 16.5 | | \$ | C7VY 17271-A |
| | 7.50 x 16, 7.50R x 16 | | \$ | C7SZ 17271-A |
| | 8.75 x 16.5, 8.75R x 16.5, 9.50 x 16.5 | | \$ | C7SZ 17271-B |
| C/M | 7.50R x 16, 12 x 16.5, 12R x 16.5 | | C5TZ 17285-C | 01T 17271-B |
| | 7.50 x 16, 9.50 x 16.5, 9.50R x 16.5 | | C5TZ 17285-C | 01T 17271-C |
| | 8.75 x 16.5, 8.75R x 16.5 | | C5TZ 17285-C | 01T 17271-D |
| | 8 x 16.5, 8R x 16.5 | | C5TZ 17285-C | 01T 17271-E |

**1973/79
TRUCK SERIES 100/500**

| TRANSMISSION MODEL | TIRES | REMARKS | DRIVE GEAR | DRIVEN GEAR |
|--|-------|---------|------------|-------------|
| SPEEDOMETER GEAR COMBINATIONS — Cont'd | | | | |
| 1973/74 E100/300 1973/ B-F-M-P 100/500 | | | | |
| For 1975/ E100/350 Applications — Refer to page 19 | | | | |

17285 SPEEDOMETER GEARS

For multi-speed axle speedometer gear selection use lowest numerical axle ratio
Refer to group 17294 if speedometer adapter is required

FORD

NOTE: § Part of transmission output shaft

4.10 REAR AXLE RATIO

| | | | | |
|---|--|------------------------------|--------------|--------------|
| 3/M/T | 7.50 x 16, 7.50R x 16 | | DOTZ 17285-A | C0DD 17271-A |
| | 8 x 16 | 1973 | DOTZ 17285-A | C0DD 17271-B |
| | 8 x 16 | 1974 | C8AZ 17285-A | C40Z 17271-A |
| | 8 x 16, 8R x 16 | 1975/ | DOTZ 17285-A | C0DD 17271-B |
| | 8.75 x 16.5, 8.75R x 16.5, 9.50 x 16.5 | | DOTZ 17285-A | C3DZ 17271-B |
| | 9.50 x 16 (snow tire) | | DOTZ 17285-A | C0DD 17271-C |
| | 9.50R x 16.5, 9.50 x 16.5 | | C30Z 17285-C | C0DD 17271-C |
| 4/M/T O/D | 7.50 x 16 | | C5ZZ 17285-A | C2DZ 17271-J |
| | 8 x 16.5 | | C5ZZ 17285-A | C2DZ 17271-F |
| | 8.75 x 16.5, 8.75R x 16.5, 9.50 x 16.5 | | C5ZZ 17285-A | C2DZ 17271-G |
| C4, C6 | 7.50 x 16, 12 x 16.5 | 2/W/D-1973/76 | \$ | D0AZ 17271-A |
| | 9 x 16, 8 x 16.5 | 2/W/D-1973/76 | \$ | C7SZ 17271-B |
| | 7 x 16, 8.75 x 16.5, 9.50 x 16.5 | 2/W/D-1973/76 | \$ | C7SZ 17271-A |
| C4 | 7.50 X 16, 7.50R x 16, 9.50 x 16.5 (snow tire) | 2/W/D-F250-77/ | \$ | C7VY 17271-A |
| | 8.75 x 16.5, 8.75R x 16.5, 9.50 x 16.5 | 2/W/D-F250-77/ | \$ | C8SZ 17271-B |
| | 8 x 16.5, 8R x 16.5 | 2/W/D-F250-77/ | \$ | D00Z 17271-A |
| C6 | 7.50 x 16, 7.50R x 16 | 2/W/D-1977/ | \$ | D0AZ 17271-A |
| | 8.75 x 16.5, 8.75R x 16.5, 9.50 x 16.5 | 2/W/D-1977/ | \$ | C7SZ 17271-A |
| | 8 x 16.5, 8R x 16.5 | 2/W/D-1977/ | \$ | C7SZ 17271-B |
| | 7.50 x 16 | 4/W/D-1973/75 | \$ | C0DD 17271-C |
| | 7.50R x 16, 12 x 16.5, 12R x 16.5 | | \$ | D0AZ 17271-A |
| | 8 x 16 | 4/W/D-1973/75 | \$ | C40Z 17271-A |
| | 8.75 x 16, 9.50 x 16 | 4/W/D-1973/75 | \$ | C1DD 17271-A |
| | 7.50 x 16, 9.50 x 16.5 (snow tire), 9.50R x 16.5 | 4/W/D-1976 | C30Z 17285-C | C0DD 17271-C |
| | 9.50 x 16.5, 8.75 x 16.5 | 4/W/D-1976 | C30Z 17285-C | C1DD 17271-A |
| | 8 x 16.5 | 4/W/D-1976 | C30Z 17285-C | C40Z 17271-A |
| | 7.50R x 16 | 4/W/D-1976 | C30Z 17285-C | C0DD 17271-B |
| | 7.50 x 16, 7.50R x 16, 9.50 x 16.5 (snow tire) | 4/W/D-1977/ | D3TZ 17285-A | C0DD 17271-C |
| | 8.75 X 16.5, 8.75R x 16.5, 9.50 x 16.5, | 4/W/D-1977/ | D3TZ 17285-A | C1DD 17271-A |
| | 8 x 16.5, 8R x 16.5 | 4/W/D-1977/ | D3TZ 17285-A | C40Z 17271-A |
| | C/M | 7 x 16, 8.75 x 16, 9.50 x 16 | | 8J 17285 |
| 7.50 x 16, 7.50R x 16, 9.50 x 16.5 (snow tire), 9.50R x 16.5, 12 x 16.5, 12R x 16.5 | | | 8J 17285 | 01T 17271-B |
| 8 x 16.5, 8R x 16.5 | | | 8J 17285 | 01T 17271-D |
| 7.50R x 16 | | | 8J 17285 | 01T 17271-A |
| 9.50 x 16.5, 8.75 x 16.5, 8.75R x 16.5 | | | 8J 17285 | 01T 17271-C |

4.11 REAR AXLE RATIO

| | | | | |
|-----|-----------------------------|---------------|--------------|--------------|
| M/T | 6.70 x 15, G78 x 15 | | DOTZ 17285-A | C0DD 17271-B |
| | B78 x 14 | | DOTZ 17285-A | C0DD 17271-C |
| C4 | 6.70 x 15, G78 x 15 | | \$ | C7SZ 17271-B |
| | E78 x 14 | | \$ | C7VY 17271-A |
| C6 | 6.50 x 16, 7 x 15, L78 x 15 | 4/W/D-1973/76 | C30Z 17285-C | C1DD 17271-A |
| | G78 x 15, H78 x 15 | 4/W/D | C30Z 17285-C | C40Z 17271-A |
| | 7 x 15, L78 x 15 | 4/W/D-1977/ | D3TZ 17285-A | C1DD 17271-A |
| | LR78 x 15 | 4/W/D | D3TZ 17285-A | C40Z 17271-A |
| | 10 x 15 | 4/W/D | D3TZ 17285-A | C0DD 17271-C |

**1973/79
TRUCK SERIES 100/500**

| TRANSMISSION MODEL | TIRES | REMARKS | DRIVE GEAR | DRIVEN GEAR |
|---|--|----------|--------------|--------------|
| SPEEDOMETER GEAR COMBINATIONS — Cont'd | | | | |
| 1973/74 E100/300 1973/ B-F-M-P 100/500 | | | | |
| For 1975/ E100/350 Applications — Refer to page 19 | | | | |
| 17285 | SPEEDOMETER GEARS | | | |
| For multi-speed axle speedometer gear selection use lowest numerical axle ratio | | | | |
| Refer to group 17294 if speedometer adapter is required | | | | |
| FORD | | | | |
| NOTE: \$ Part of transmission output shaft | | | | |
| 4.33 REAR AXLE RATIO | | | | |
| C6 | 7 x 18 | M450/500 | DOTZ 17285-C | B8T 17322-A |
| | 8 x 19.5 | M450/500 | DOTZ 17285-C | B8T 17322-C |
| | 7.50 x 20 | M450/500 | D1TZ 17285-A | B8T 17322-A |
| 4.56 REAR AXLE RATIO | | | | |
| 3/M/T | 7.50 x 16 | | DOTZ 17285-A | C0DD 17271-B |
| | 8 x 16 | | DOTZ 17285-A | C1DD 17271-A |
| | 8.75 x 16, 9.50 x 16 | | DOTZ 17285-A | C0DD 17271-C |
| C4,C6 | 7.50 x 16, 7.50R x 16.5, 12 x 16.5, 9.50 x 16.5 (snow tire), 8 x 16.5 7.50R x 16, 9.50R x 16.5, 12R x 16 | | \$ | C7SZ 17271-B |
| | 8R x 16.5 | | \$ | C8SZ 17271-B |
| | 7 x 16, 8.75 x 16.5, 8.75R x 16.5, 9.50 x 16.5 | | \$ | C7VY 17271-A |
| | 7.50 x 16, 7.50R x 16.5, 9.50R x 16 | | 01T 17285-B | 01T 17271-A |
| C/M | 7 x 16, 8.75 x 16.5, 8.75R x 16.5, 9.50 x 16.5 | | 01T 17285-B | 01T 17271-B |
| | 7.50 x 16, 7.50R x 16.5, 9.50R x 16 | | 01T 17285-B | 01T 17271-A |
| | 8 x 16.5, 8R x 16.5 | | 01T 17285-B | 01T 17271-C |
| | 9.50 x 16.5 (snow tire), 12 x 16.5, 12R x 16.5 | | 01T 17285-B | 01T 17271-A |
| | | | | |
| 4.88 REAR AXLE RATIO | | | | |
| C/M | 7.50 x 16 | | 01T 17285-B | 01T 17271-B |
| | 8 x 16, 8.75 x 16 | | 01T 17285-B | 01T 17271-D |
| | 9.50 x 16, 8.75 x 16 (snow tire) | | 01T 17285-B | 01T 17271-C |
| C6 | 7 x 18 | M450/500 | DOTZ 17285-C | B8T 17322-C |
| | 7.50 x 20 | M450/500 | DOTZ 17285-C | B8T 17322-A |
| | 8 x 19.5 | M450/500 | DOTZ 17285-C | B8T 17322-B |
| 5.13 REAR AXLE RATIO | | | | |
| C/M | 7.5 x 16 | | 01T 17285-B | 01T 17271-C |
| | 8 x 16 | | 01T 17285-A | 01T 17271-B |
| | 8.75 x 16 | | 01T 17285-A | 01T 17271-A |
| | 9.50 x 16 | | 01T 17285-B | 01T 17271-D |
| 5.29 REAR AXLE RATIO | | | | |
| C6 | 7 x 18, 7.50 x 20, 8 x 19.5 | M450/500 | DOTZ 17285-C | B8T 17322-C |
| 6.20 REAR AXLE RATIO | | | | |
| C/M | 7 x 18 | | 01T 17285-A | 01T 17271-B |
| | 7 x 20 | | 01T 17285-A | 01T 17271-A |
| | 7.50 x 20, 8 x 22 | | 01T 17285-B | 01T 17271-D |
| 6.33 REAR AXLE RATIO | | | | |
| C6 | 7.50 x 20 | | D1TZ 17285-A | B8T 17322-B |
| | 8.25 x 20, 8 x 22 | | D0TZ 17285-C | B8T 17322-E |
| 6.80 REAR AXLE RATIO | | | | |
| C/M | 7 x 18 | | 01T 17285-A | 01T 17271-D |
| | 7 x 20 | | 01T 17285-A | 01T 17271-C |
| | 7.50 x 20, 8 x 22 | | 01T 17285-A | 01T 17271-B |
| 7.20 REAR AXLE RATIO | | | | |
| C6 | 7.50 x 20 | | D1TZ 17285-A | B8T 17322-D |
| | 8.25 x 20 | | D1TZ 17285-A | B8T 17322-C |
| NEW PROCESS | | | | |
| 2.75 REAR AXLE RATIO | | | | |
| 435 | H78 X 15, HR78 X 15, L78 X 15, LR78 X 15 | | C80Z 17285-B | C0DD 17271-A |
| | F78 x 15,GR60 x 15,G78 x 15,GR60 x 15, GR78 x 15 | | C80Z 17285-B | C3DZ 17271-B |

**1973/79
TRUCK SERIES 100/500**

| TRANSMISSION MODEL | TIRES | REMARKS | DRIVE GEAR | DRIVEN GEAR |
|--|--|----------------|--------------|--------------|
| SPEEDOMETER GEAR COMBINATIONS — Cont'd | | | | |
| 1973/74 E100/300 1973/ B-F-M-P 100/500 | | | | |
| For 1975/ E100/350 Applications — Refer to page 19 | | | | |
| 17285 | SPEEDOMETER GEARS | | | |
| For multi-speed axle speedometer gear selection use lowest numerical axle ratio Refer to group 17294 if speedometer adapter is required | | | | |
| NEW PROCESS | | | | |
| 3.00 REAR AXLE RATIO | | | | |
| 4/M/T | L78 x 15, LR78 x 15, 7.00 x 15 | | D8TZ 17285-B | C0DD 17271-C |
| | 10 x 15 | | D8TZ 17285-B | C0DD 17271-B |
| | 230 x 15 | | D8TZ 17285-B | C1DD 17271-A |
| 435 | 6.50 x 16, 7 x 15, H78 x 15, L78 x 15, LR78 x 15 | | C80Z 17285-B | C3DZ 17271-B |
| | F78 x 15, G78X15, GR78X15, H78X15, HR78X15 | | C80Z 17285-B | C0DD 17271-B |
| | GR60 x 15 | | C80Z 17285-B | C0DD 17271-C |
| 3.07 REAR AXLE RATIO | | | | |
| 4/M/T | 7.50 x 16, 7.50R x 16.5, 9.50 x 16.5(snow tire) | | D5TZ 17285-A | C0DD 17271-A |
| | 9.50 x 16.5, 8.75 x 16.5 8.75R x 16.5, 9.50R x 16.5 | | D5TZ 17285-A | C3DZ 17271-B |
| | 8 x 16.5, 8R x 16.5 | | D5TZ 17285-A | C0DD 17271-B |
| | | | | |
| 3.25 REAR AXLE RATIO | | | | |
| 435 | 6.50 x 16, 7 x 15, L78 x 15 | 1973/74 | C8AZ 17285-A | C0DD 17271-A |
| | L78 x 15, 6.50 x 16, 7 x 15 | 1975 | C30Z 17285-C | C0DD 17271-A |
| | G78 x 15 | 1973/74 | C8AZ 17285-A | C3DZ 17271-B |
| | H78 x 15 | 1973/74 | C80Z 17285-B | C0DD 17271-C |
| | H78 x 15, HR78 x 15, G78 x 15 | 1975 | C30Z 17285-C | C3DZ 17271-B |
| | L78 x 15, 6.50 x 16, 7 x 15 | 1975 (390-4/B) | C30Z 17285-C | C0DD 17271-B |
| | H78 x 15, HR78 x 15 | 1975 (390-4/B) | C30Z 17285-C | C0DD 17271-C |
| | F78 x 15, G78 x 15 | 1975 (390-4/B) | C30Z 17285-C | C1DD 17271-A |
| | 7.50 x 16, 7.50R x 16 | | C80Z 17285-B | C3DZ 17271-B |
| | 8.75 x 16.5 (snow tire), 9.50 x 16.5 | | C80Z 17285-B | C0DD 17271-B |
| | 8.75 x 16.5 | 1976 | C30Z 17285-C | C0DD 17271-A |
| | 8 x 16.5(snow tire) | 1976 | C80Z 17285-B | C0DD 17271-C |
| | 8 x 16.5 | 1976 | C30Z 17285-C | C3DZ 17271-B |
| | 8 x 16.5, 8.75 x 16.5, 8.75R x 16.5 | 1977 | C80Z 17285-B | C0DD 17271-C |
| | 8R x 16.5 | | C80Z 17285-B | C1DD 17271-A |
| | 7 x 15, L78 x 15 | 1978 | C80Z 17285-B | C0DD 17271-B |
| | F78 x 15, GR60 x 15, G78 x 15 | 1978 | C80Z 17285-B | C1DD 17271-A |
| H78 x 15, LR78 x 15 | 1978 | C80Z 17285-B | C0DD 17271-C | |
| 3.31 REAR AXLE RATIO | | | | |
| 435 | 7.50 x 16 | | C80Z 17285-B | C3DZ 17271-B |
| | 8.75 x 16.5(snow tire), 9.50 x 16.5 | | C80Z 17285-B | C0DD 17271-B |
| | 8 x 16.5, 8.75 x 16.5 | | C80Z 17285-B | C0DD 17271-C |
| 3.50 REAR AXLE RATIO | | | | |
| 435 | 6.50 x 16, 7 x 15, L78 x 15 | 1973/74 | C8AZ 17285-A | C3DZ 17271-B |
| | L78 x 15, 6.50 x 16, 7 x 15 | 1975/76 | C30Z 17285-C | C3DZ 17271-B |
| | G78 x 15, H78 x 15, HR78 x 15 | 1973/74 | C8AZ 17285-A | C0DD 17271-B |
| | H78 x 15, HR78 x 15, G78 x 15 | 1975/76 | C30Z 17285-C | C0DD 17271-B |
| | F78 x 15, G78 x 15, GR78 x 15, H78 x 15, HR78 x 15 | 2/W/D-1977/ | C80Z 17285-B | C40Z 17271-A |
| | 6.50 x 16, 7 x 15, H78 x 15 | 2/W/D-1977/ | C80Z 17285-B | C1DD 17271-A |
| | L78 x 15, LR78 x 15 | | | |
| | 7 x 15 (snow tire) | 2/W/D-1977/ | C80Z 17285-B | C0DD 17271-C |
| | 7 x 15, L78 x 15 | 4/W/D | D3TZ 17285-A | C3DZ 17271-B |
| | GR60 x 15 | | D0TZ 17285-A | C0DD 17271-A |
| | LR78 x 15 | 4/W/D | D3TZ 17285-A | C0DD 17271-B |
| | 10 x 15 | 4/W/D | D3TZ 17285-A | C0DD 17271-A |

**1973/79
TRUCK SERIES 100/500**

| TRANSMISSION MODEL | TIRES | REMARKS | DRIVE GEAR | DRIVEN GEAR |
|---|--|--------------|--------------|--------------|
| SPEEDOMETER GEAR COMBINATIONS — Cont'd | | | | |
| 1973/74 E100/300 1973/ B-F-M-P 100/500 | | | | |
| For 1975/ E100/350 Applications — Refer to page 19 | | | | |
| 17285 | SPEEDOMETER GEARS | | | |
| For multi-speed axle speedometer gear selection use lowest numerical axle ratio | | | | |
| Refer to group 17294 if speedometer adapter is required | | | | |
| NEW PROCESS | | | | |
| 3.54 REAR AXLE RATIO | | | | |
| 435 | 7.50 x 16 | 1973 | C8AZ 17285-A | CODD 17271-A |
| | 7.50 x 16 | 1974 | D3TZ 17285-A | CODD 17271-A |
| | 7.50 x 16 | 1975/76 | D3TZ 17285-A | CODD 17271-A |
| | 8 x 16, 8.75 x 16 | 1973 | C8AZ 17285-A | CODD 17271-B |
| | 8 x 16, 8.75 x 16 | 1974 | D3TZ 17285-A | CODD 17271-B |
| | 8.75 x 16.5, 8 x 16.5 | 1975/76 | C3OZ 17285-C | CODD 17271-B |
| | 9.50 x 16 | 1973 | C8AZ 17285-A | C3DZ 17271-B |
| | 9.50 x 16 | 1974 | D3TZ 17285-A | C3DZ 17271-B |
| | 9.50 x 16.5, 8.75R x 16.5 | 1975/76 | C3OZ 17285-C | C3DZ 17271-B |
| | 7.50 x 16, 9.50 x 16.5 | 2/W/D-1977/ | D5TZ 17285-A | CODD 17271-C |
| | 8.75 x 16.5, 8.75R x 16.5 | 2/W/D-1977/ | D5TZ 17285-A | C1DD 17271-A |
| | 8 x 16.5, 8R x 16.5 | 2/W/D-1977/ | D5TZ 17285-A | C4OZ 17271-A |
| | 7.50R x 16 | 2/W/D-1977/ | D5TZ 17285-A | CODD 17271-B |
| | 7.50 x 16, 7.50R x 16 | 4/W/D-1977/ | D3TZ 17285-A | CODD 17271-A |
| | 8.75 x 16.5, 8.75R x 16.5, 9.50 x 16.5 | 4/W/D-1977/ | D3TZ 17285-A | C3DZ 17271-B |
| 8 x 16.5, 8R x 16.5 | 4/W/D-1977/ | D3TZ 17285-A | CODD 17271-B | |
| 3.70 REAR AXLE RATIO | | | | |
| 435 | 6.50 x 16, 7 x 15, L78 x 15 | 1973/74 | C8AZ 17285-A | CODD 17271-B |
| | L78 x 15, 6.50 x 16, 7 x 15 | 1975 | C3OZ 17285-C | CODD 17271-B |
| | G78 x 15, H78 x 15 | 1973/74 | C8AZ 17285-A | CODD 17271-C |
| | H78 x 15, HR78 x 15, G78 X 15 | 1975 | C3OZ 17285-C | CODD 17271-C |
| 3.73 REAR AXLE RATIO | | | | |
| 435 | 7.50 x 16, 12 x 16 | 1973 | C8AZ 17285-A | C3DZ 17271-B |
| | 7.50 x 16 | 1974 | D3TZ 17285-A | C3DZ 17271-B |
| | 7.50 x 16, 12 x 16.5 | 1975/76 | C3OZ 17285-C | C3DZ 17271-B |
| | 8 x 16 | 1973 | C8AZ 17285-A | CODD 17271-C |
| | 8 x 16 | 1974 | D3TZ 17285-A | CODD 17271-C |
| | 8 x 16.5 | 1975/76 | C3OZ 17285-C | CODD 17271-C |
| | 7 x 16, 8.75 x 16, 9.50 x 16 | 1973 | C8AZ 17285-A | CODD 17271-B |
| | 8.75 x 16, 9.50 x 16 | 1974 | D3TZ 17285-A | CODD 17271-B |
| | 9.50 x 16.5, 8.75 x 16.5, 7.50R x 16 | 1975/76 | C3OZ 17285-C | CODD 17271-B |
| | 7.50 x 16, 9.50 x 16.5 | 1977/ | C8OZ 17285-B | C1DD 17271-A |
| | 8.75 x 16.5 (snow tire) | 1977/ | C8OZ 17285-B | C4OZ 17271-A |
| | 8 x 16.5, 8R x 16.5, 8.75 x 16.5, 8.75R x 16.5 | 1977/ | D0TZ 17285-A | CODD 17271-A |
| | 7.50R x 16, 12 x 16.5 | 1977/ | C8OZ 17285-B | CODD 17271-C |
| | 7.50 x 16, 9.50 x 16.5 | 1977/W/400 | D5TZ 17285-A | C1DD 17271-A |
| | 8.75 x 16.5 (snow tire) | 1977/W/400 | D5TZ 17285-A | C4OZ 17271-A |
| | 8 x 16.5, 8R x 16.5, 8.75 x 16.5, 8.75R x 16.5 | 1977/W/400 | D4TZ 17285-A | CODD 17271-A |
| | 7.50R x 16, 12 x 16.5, 12R x 16.5 | 1977/W/400 | D5TZ 17285-A | CODD 17271-C |
| | 7.50 x 16, 9.50 x 16.5 | exc. 400 | C8OZ 17285-B | C1DD 17271-A |
| | 12 x 16.5 | exc. 400 | C8OZ 17285-B | CODD 17271-C |
| | 8.75 x 16.5 (snow tire) | exc. 400 | C8OZ 17285-B | CODD 17271-A |
| | 8 x 16.5, 8.75 x 16.5, 8.75R x 16.5 | exc. 400 | D0TZ 17285-A | CODD 17271-A |

**1973/79
TRUCK SERIES 100/500**

| TRANSMISSION MODEL | TIRES | REMARKS | DRIVE GEAR | DRIVEN GEAR |
|--|--|----------------------|--------------|--------------|
| SPEEDOMETER GEAR COMBINATIONS — Cont'd | | | | |
| 1973/74 E100/300 1973/ B-F-M-P 100/500 | | | | |
| For 1975/ E100/350 Applications — Refer to page 19 | | | | |
| 17285 | SPEEDOMETER GEARS | | | |
| For multi-speed axle speedometer gear selection use lowest numerical axle ratio Refer to group 17294 if speedometer adapter is required | | | | |
| NEW PROCESS | | | | |
| 4.10 REAR AXLE RATIO | | | | |
| 435 | 7.50 x 16, 7.50R x 16, 12 x 16.5 | 2/W/D—exc. 400 | D0TZ 17285-A | C0DD 17271-A |
| | 8 x 16.5, 8R x 16.5 | 2/W/D | D0TZ 17285-A | C0DD 17271-B |
| | 7 x 16, 8.75 x 16.5, 8.75R x 16.5, | 2/W/D | D0TZ 17285-A | C3DZ 17271-B |
| | 9.50R x 16.5, 9.50 x 16.5 (snow tires) | 2/W/D—1975/ | C30Z 17285-C | C0DD 17271-C |
| | 7.50 x 16, 7.50R x 16, 9.50 x 16.5 (snow tire) | 4/W/D | D3TZ 17285-A | C0DD 17271-C |
| | 8.75 x 16.5, 8.75R x 16.5, 9.50 x 16.5 | 4/W/D | D3TZ 17285-A | C1DD 17271-A |
| | 8 x 16.5, 8R x 16.5 | 4/W/D | D3TZ 17285-A | C40Z 17271-A |
| | 9.50 x 16, 9.50R x 16 | 4/W/D | D3TZ 17285-A | C0DD 17271-C |
| | 7.50R x 16 | 4/W/D | D3TZ 17285-A | C0DD 17271-B |
| | 7.50 x 16 | P350/400 | C6TZ 17285-H | B8T 17322-D |
| | 8 x 16 | P350/400 | C4TZ 17285-B | B8T 17322-C |
| | 8.75 x 16, 9.50 x 16 | P350/400 | C6TZ 17285-H | B8T 17322-E |
| | 9.50 x 16 (snow tire) | P350/400 | C4TZ 17285-B | B8T 17322-B |
| | 7.50R x 16 | | D0TZ 17285-A | C0DD 17271-A |
| | 7.50 x 16, 7.50R x 16, 12 x 16.5, 12R x 16 | 400 eng. | D4TZ 17285-A | C0DD 17271-A |
| | 8 x 16 | | D0TZ 17285-A | C0DD 17271-B |
| | 8.75 x 16, 8.75R x 16.5, 9.50 x 16 | 2/W/D | D0TZ 17285-A | C3DZ 17271-B |
| | 9.50 x 16 (Snow Tire) | | D3TZ 17285-A | C0DD 17271-C |
| | 12R x 16 | | C30Z 17285-C | C0DD 17271-C |
| | 8.75 x 16.5, 8.75R x 16.5, 9.50 x 16.5, 9.50R x 16.5 | 400 eng. 400 eng. | D4TZ 17285-A | C3DZ 17271-B |
| | 8 x 16.5, 8R x 16.5 | 400 eng. | D4TZ 17285-A | C0DD 17271-B |
| | 7.50 x 16, 12 x 16.5 | exc. 400 | D0TZ 17285-A | C0DD 17271-A |
| | 8.75 x 16.5, 8.75R x 16.5, 9.50 x 16.5 | exc. 400 | D0TZ 17285-A | C3DZ 17271-B |
| | 8 x 16.5 | exc. 400 | D0TZ 17285-A | C0DD 17271-B |
| 4.11 REAR AXLE RATIO | | | | |
| 435 | 6.50 x 16, 7 x 15, L78 x 15 | 1973/74 | C8AZ 17285-A | C1DD 17271-A |
| | L78 x 15, 6.50 x 16, 7 x 15 | 1975/ | C30Z 17285-C | C1DD 17271-A |
| | G78 x 15, H78 x 15 | 1973/74 | C8AZ 17285-A | C40Z 17271-A |
| | H78 x 15, G78 x 15 | 1975/ | C30Z 17285-C | C40Z 17271-A |
| | 7 x 15, L78 x 15 | 4/W/D | D3TZ 17285-A | C1DD 17271-A |
| | LR78 x 15 | 4/W/D | D3TZ 17285-A | C40Z 17271-A |
| | 10 x 15 | 4/W/D | D3TZ 17285-A | C0DD 17271-C |
| 4.56 REAR AXLE RATIO | | | | |
| 435 | 7.50 x 16, 7.50R x 16, 12 x 16.5, 9.50 x 16.5 (snow tire) | | D0TZ 17285-A | C0DD 17271-B |
| | 8 x 16.5, 8R x 16.5 | | D0TZ 17285-A | C1DD 17271-A |
| | 7 x 16, 8.75 x 16.5, 8.75R x 16.5, 9.50 x 16.5 | | D0TZ 17285-A | C0DD 17271-C |
| | 9.50R x 16 | | D0TZ 17285-A | C0DD 17271-B |
| | 7.50 x 16 | P350/400 | C4TZ 17285-B | B8T 17322-C |
| | 8 x 16 | P350/400 | C4TZ 17285-B | B8T 17322-E |
| | 8.75 x 16, 9.50 x 16 | P350/400 | C4TZ 17285-B | B8T 17322-D |
| 9.50 x 16 (snow tire) | P350/400 | C4TZ 17285-B | B8T 17322-C | |
| 4.88 REAR AXLE RATIO | | | | |
| 435 | 7.50 x 16, 9.50 x 16 (snow tire) | | C4TZ 17285-B | B8T 17322-D |
| | 8 x 16 | | C4TZ 17285-A | B8T 17322-B |
| | 8.75 x 16, 9.50 x 16 | | C4TZ 17285-B | B8T 17322-E |
| 5.13 REAR AXLE RATIO | | | | |
| 435 | 7.50 x 16, 9.50 x 16 | | C4TZ 17285-B | B8T 17322-E |
| | 8 x 16, 8.75 x 16 | | C4TZ 17285-A | B8T 17322-C |

1973/79
TRUCK SERIES 100/500

| TRANSMISSION MODEL | TIRES | REMARKS | DRIVE GEAR | DRIVEN GEAR |
|---|--|---------|--------------|--------------|
| SPEEDOMETER GEAR COMBINATIONS — Cont'd | | | | |
| 1973/74 E100/300 1973/ B-F-M-P 100/500 | | | | |
| For 1975/ E100/350 Applications — Refer to page 19 | | | | |
| 17285 | SPEEDOMETER GEARS | | | |
| For multi-speed axle speedometer gear selection use lowest numerical axle ratio | | | | |
| Refer to group 17294 if speedometer adapter is required | | | | |
| NEW PROCESS | | | | |
| 5.83 REAR AXLE RATIO | | | | |
| 435 | 7 x 20 | | C4TZ 17285-B | B8T 17322-E |
| | 7.50 x 20 | | C4TZ 17285-A | B8T 17322-A |
| | 8.25 x 20 | | C4TZ 17285-B | B8T 17322-A |
| 542 | 7.50 x 20 | | B9T 17285-B | B8T 17322-A |
| | 8.25 x 20 | | B9T 17285-C | B8T 17322-C |
| 6.20 REAR AXLE RATIO | | | | |
| 435 | 7 x 18 | | C4TZ 17285-A | B8T 17322-C |
| | 7 x 20, 7.50 x 20, 8 x 22 | | C4TZ 17285-A | B8T 17322-B |
| | 8.25 x 20 | | C4TZ 17285-A | B8T 17322-A |
| 542 | 7.50 x 20 | | B9T 17285-B | B8T 17322-B |
| | 8.25 x 20 | | B9T 17285-B | B8T 17322-A |
| 6.33 REAR AXLE RATIO | | | | |
| 435 | 7.50 x 20 | | C4TZ 17285-A | B8T 17322-B |
| | 8.25 x 20 | | C4TZ 17285-B | B8T 17322-E |
| 542 | 7.50 x 20 | | B9T 17285-B | B8T 17322-E |
| | 8.25 x 20 | | B9T 17285-C | B8T 17322-E |
| 6.80 REAR AXLE RATIO | | | | |
| 435 | 7 x 18 | | C4TZ 17285-A | B8T 17322-E |
| | 7 x 20 | | C4TZ 17285-A | B8T 17322-D |
| | 7.50 x 20, 8 x 22 | | C4TZ 17285-A | B8T 17322-C |
| | 8.25 x 20 | | C4TZ 17285-A | B8T 17322-B |
| 542 | 7.50 x 20 | | B9T 17285-B | B8T 17322-C |
| | 8.25 x 20 | | B9T 17285-B | B8T 17322-B |
| 7.20 REAR AXLE RATIO | | | | |
| 435 | 7.50 x 20 | | C4TZ 17285-A | B8T 17322-D |
| | 8.25 x 20 | | C4TZ 17285-A | B8T 17322-C |
| 542 | 7.50 x 20 | | B9T 17285-B | B8T 17322-D |
| | 8.25 x 20 | | B9T 17285-B | B8T 17322-C |
| WARNER | | | | |
| 2.72 REAR AXLE RATIO | | | | |
| T-18 | G78 x 15, H78 x 15, HR 78 x 15, LR78 x 15 | | C80Z 17285-B | C0DD 17271-A |
| | GR78 x 15 | | C80Z 17285-B | C3DZ 17271-B |
| 2.75 REAR AXLE RATIO | | | | |
| T-18 | H78 x 15, HR78 x 15, L78 x 15, LR78 x 15 | | C80Z 17285-B | C0DD 17271-A |
| | F78 x 15, G78 x 15, GR78 x 15 | | C80Z 17285-B | C3DZ 17271-B |
| 3.00 REAR AXLE RATIO | | | | |
| T18 | 6.50 x 16, 7 x 15, GR60 x 15, H78 x 15 (snow tire) | | C80Z 17285-B | C3DZ 17271-B |
| | L78 x 15, LR78 x 15 | | | |
| | F78 x 15, G78 x 15, H78 x 15, HR78 x 15 | | C80Z 17285-B | C0DD 17271-B |
| | GR60 x 15 | | C80Z 17285-B | C0DD 17271-C |
| 3.07 REAR AXLE RATIO | | | | |
| T-18 | 6.50 x 16, 7 x 15, L78 x 15 | | C80Z 17285-B | C3DZ 17271-B |
| | G78 x 15, H78 x 15, HR78 x 15, LR78 x 5, 8 x 16.5 | | C80Z 17285-B | C0DD 17271-B |
| | GR78 x 15 | | C80Z 17285-B | C0DD 17271-C |
| | 7.5 x 16, 7.5R x 16, 9.5 x 16.K (snow tire) | | C80Z 17285-B | C0DD 17271-A |
| | 8.75 x 16.5, 8.75R x 16.5, 9.5 x 16.5 | | D5TZ 17285-A | C3DZ 17271-B |
| | 8 x 16.5, 8R x 16.5 | | D5TZ 17285-A | C0DD 17271-B |

**1973/79
TRUCK SERIES 100/500**

| TRANSMISSION MODEL | TIRES | REMARKS | DRIVE GEAR | DRIVEN GEAR | |
|--|--|-----------------------------|--------------|--------------|--------------|
| SPEEDOMETER GEAR COMBINATIONS — Cont'd | | | | | |
| 1973/74 E100/300 1973/ B-F-M-P 100/500 | | | | | |
| For 1975/ E100/350 Applications — Refer to page 19 | | | | | |
| 17285 | SPEEDOMETER GEARS | | | | |
| For multi-speed axle speedometer gear selection use lowest numerical axle ratio Refer to group 17294 if speedometer adapter is required | | | | | |
| WARNER | | | | | |
| 3.25 REAR AXLE RATIO | | | | | |
| T18 | 6.50 x 16, 7 x 15, L78 x 15 | 1973/74 | C8AZ 17285-A | CODD 17271-A | |
| | G78 x 15 | 1973/74 | C8AZ 17285-A | C3DZ 17271-B | |
| | H78 x 15 | 1973/74 | C8OZ 17285-B | CODD 17271-C | |
| | H78 x 15, HR78 x 15, G78 x 15 | 1975 | C3DZ 17285-C | C3DZ 17271-B | |
| | L78 x 15, 6.50 x 16, 7 x 15 | 1975 | C3OZ 17285-C | CODD 17271-A | |
| | 7 x 15, L78 x 15 | 1978 | C8OZ 17285-B | CODD 17271-B | |
| | F78 x 15, GR60 x 15, G78 x 15 | 1978 | C8OZ 17285-B | C1DD 17271-A | |
| | H78 x 15, LR78 x 15 | 1978 | C8OZ 17285-B | CODD 17271-C | |
| 3.31 REAR AXLE RATIO | | | | | |
| T18 | 7.50 x 16, 7.50R x 16 | | C8OZ 17285-B | C3DZ 17271-B | |
| | 8.75 x 16.5 (snow tire), 9.50 x 16.5 | | C8OZ 17285-B | CODD 17271-B | |
| | 8.75 x 16.5 | 1973/76 | C3OZ 17285-C | CODD 17271-A | |
| | 8 x 16.5 (snow tire) | | C8OZ 17285-B | CODD 17271-B | |
| | 8 x 16.5 | 1973/76 | C3OZ 17285-C | C3DZ 17271-B | |
| | 8 x 16.5, 8.75 x 16.5, 8.75R x 16.5 | 1977/ | C8OZ 17285-B | CODD 17271-C | |
| | 8R x 16.5, 8.75R x 16.5 | | C8OZ 17285-B | C1DD 17271-A | |
| 3.50 REAR AXLE RATIO | | | | | |
| T18 | 6.50 x 16, 7 x 15, L78 x 15 | 1973/76 | C8AZ 17285-A | C3DZ 17271-B | |
| | G78 x 15, H78 x 15, HR78 x 15 | 1973/74 | C8AZ 17285-A | CODD 17271-B | |
| | H78 x 15, HR78 x 15, G78 x 15 | 1975/76 | C3OZ 17285-C | CODD 17271-B | |
| | L78 x 15, 6.50 x 16, 7 x 15 | 1973/76 | C3OZ 17285-C | C3DZ 17271-B | |
| | F78 x 15, G78 x 15, HR78 x 15 | 1977/ | C8OZ 17285-B | C4OZ 17271-A | |
| | 6.50 x 16, 7 x 15, L78 x 15, | 1977/ | C8OZ 17285-B | C1DD 17271-A | |
| | 7 x 15 (snow tire), L78 x 15 (snow tire) | | C8OZ 17285-B | CODD 17271-A | |
| | GR78 x 15 | | C8OZ 17285-B | C4OZ 17271-A | |
| | H78 x 15, LR78 x 15 | | C8OZ 17285-B | C1DD 17271-A | |
| | GR60 x 15 | | DOTZ 17285-A | CODD 17271-A | |
| | 3.54 REAR AXLE RATIO | | | | |
| T18 | 7.50 x 16 | 1973 | C8AZ 17285-A | CODD 17271-A | |
| | 7.50 x 16 | 1974/ | D3TZ 17285-A | CODD 17271-A | |
| | 7.50 x 16, 7.50R x 16 | 1975/exc. 400 | C3OZ 17285-C | CODD 17271-A | |
| | 8 x 16, 8.75 x 16 | 1973 | C8AZ 17285-A | CODD 17271-B | |
| | 8 x 16, 8.75 x 16 | 1974 | D3TZ 17285-A | CODD 17271-B | |
| | 8.75/ x 16, 8 x 16 | 1975/exc. 400 | C3OZ 17285-C | CODD 17271-B | |
| | 9.50 x 16 | 1973 | C8AZ 17285-A | C3DZ 17271-B | |
| | 9.50 x 16 | 1974/ | D3TZ 17285-A | C3DZ 17271-B | |
| | 9.50 x 16, 9.50R x 16 | 1975/exc. 400 | C3OZ 17285-C | C3DZ 17271-B | |
| | 7.5 x 16, 9.5 x 16.5 | 400 | D5TZ 17285-A | CODD 17271-C | |
| | 8.75 x 16.5, 8.75R x 16.5 | 400 | C5TZ 17285-A | C1DD 17271-A | |
| | 8 x 16.5, 8R x 16.5 | 400 | D5TZ 17285-A | C4OZ 17271-A | |
| | 7.5R x 16 | 400 | D5TZ 17285-A | CODD 17271-B | |
| | G78 x 15, GR78 x 15, H78 x 15, HR78 x 15 | | C8OZ 17285-B | C4OZ 17271-A | |
| | 6.50 x 16, 7 x 15, L78 x 15, LR78 x 15 | | C8OZ 17285-B | C1DD 17271-A | |
| | 3.70 REAR AXLE RATIO | | | | |
| | T18 | 6.50 x 16, 7 x 15, L78 x 15 | 1973/74 | C8AZ 17285-A | CODD 17271-B |
| L78 x 15, 6.50 x 16, 7 x 15 | | 1975 | C3PZ 17285-C | CODD 17271-B | |
| G78 x 15, H78 x 15, HR78 x 15 | | | C8AZ 17285-A | CODD 17271-C | |

**1973/79
TRUCK SERIES 100/500**

| TRANSMISSION MODEL | TIRES | REMARKS | DRIVE GEAR | DRIVEN GEAR |
|---|--|---------------|--------------|--------------|
| SPEEDOMETER GEAR COMBINATIONS — Cont'd | | | | |
| 1973/74 E100/300 1973/ B-F-M-P 100/500 | | | | |
| For 1975/ E100/350 Applications — Refer to page 19 | | | | |
| 17285 | SPEEDOMETER GEARS | | | |
| For multi-speed axle speedometer gear selection use lowest numerical axle ratio | | | | |
| Refer to group 17294 if speedometer adapter is required | | | | |
| WARNER | | | | |
| 3.73 REAR AXLE RATIO | | | | |
| T18 | 7.50 x 16, 12 x 16 | 1973 | C8AZ 17285-A | C3DZ 17271-B |
| | 7.50 x 16 | 1974 | D3TZ 17285-A | C3DZ 17271-B |
| | 7.50 x 16, 7.50R x 16, 12 x 16.5 | 1975/76 | C3OZ 17285-C | C3DZ 17271-B |
| | 8 x 16 | 1973 | C8AZ 17285-A | C0DD 17271-C |
| | 8 x 16 | 1974 | D3TZ 17285-A | C0DD 17271-C |
| | 8 x 16.5 | 1975/76 | C3OZ 17285-C | C0DD 17271-C |
| | 7 x 16, 8.75 x 16.5, 9.50 x 16 | 1973 | C8AZ 17285-A | C0DD 17271-B |
| | 8.75 x 16, 9.50 x 16 | 1974 | D3TZ 17285-A | C0DD 17271-B |
| | 9.50 x 16.5, 8.75 x 16.5 | 1975/76 | C3OZ 17285-C | C0DD 17271-B |
| | 7.50 x 16, 9.50 x 16.5 | 1977/exc. 400 | C8OZ 17285-B | C1DD 17271-A |
| | 8.75 x 16.5 (snow tire) | | C8OZ 17285-B | C0DD 17271-A |
| | 8 x 16.5, 8.75 x 16.5, 8.75R x 16.5 | 1977/exc. 400 | D0TZ 17285-A | C0DD 17271-A |
| | 7.50R x 16, 12 x 16.5 | 1977/exc. 400 | C8OZ 17285-B | C0DD 17271-C |
| | 8R x 16.5, 8.75R x 16.5 | | D0TZ 17285-A | C0DD 17271-C |
| | 12 x 16.5 | w/400 | D5TZ 17285-A | C0DD 17271-C |
| | 7.50 x 16, 9.50 x 16.5 | w/400 | D5TZ 17285-A | C1DD 17271-A |
| 8.75 x 16.5 (snow tire) | w/400 | D5TZ 17285-A | C4OZ 17271-A | |
| 8.75 x 16.5, 8.75R x 16.5, 8 x 16.5, 8R x 16.5 | w/400 | D4TZ 17285-A | C0DD 17271-A | |
| 7.50R X 16 | w/400 | D4TZ 17285-A | C0DD 17271-C | |
| 4.10 REAR AXLE RATIO | | | | |
| T18 | 7.50 x 16, 7.50R x 16, 12 x 16.5 | | D0TZ 17285-A | C0DD 17271-A |
| | 8 x 16.5, 8R x 16.5 | exc. 400 | D0TZ 17285-A | C0DD 17271-B |
| | 7 x 16, 8.75 x 16.5, 8.75R x 16.5, 9.50 x 16.5 | exc. 400 | D0TZ 17285-A | C3DZ 17271-B |
| | 8 x 16 | P350/400 | 8J 17285 | 01T 17271-D |
| | 8.75 x 16, 9.50 x 16 | P350/400 | 8J 17285 | 01T 17271-C |
| | 7.50 x 16 | P350/400 | 8J 17285 | 01T 17271-B |
| | 7.50 x 16, 7.50R x 16, 12 x 16.5 | w/400 | D4TZ 17285-A | C0DD 17271-A |
| | 8 x 16 | | D3TZ 17285-A | C0DD 17271-B |
| | 8.75 x 16, 9.50 x 16.5 | | D3TZ 17285-A | C3DZ 17271-B |
| | 8.75 x 16.5, 8.75R x 16.5, 9.50 x 16.5 | w/400 | D4TZ 17285-A | C3DZ 17271-B |
| | 8 x 16.5, 8R x 16.5 | w/400 | D4TZ 17285-A | C0DD 17271-B |
| 9.50R x 16.5, 12R x 16 | | C3OZ 17285-C | C0DD 17271-C | |
| 4.56 REAR AXLE RATIO | | | | |
| T18 | 7.50 X 16, 12 X 16.5, 9.50 X 16.5 (snow tire) | | D0TZ 17285-A | C0DD 17271-B |
| | 7 x 16, 8.75 x 16.5, 8.75R x 16.5, 9.50 x 16.5 | | D0TZ 17285-A | C0DD 17271-C |
| | 8 x 16.5 | | D0TZ 17285-A | C1DD 17271-A |
| | 7.50R x 16, 9.50R x 16, 12R x 16 | | D0TZ 17285-A | C0DD 17271-B |
| | 8 x 16 | P350/400 | 01T 17285-B | 01T 17271-C |
| | 8.75 x 16, 9.50 x 16 | P350/400 | 01T 17285-B | 01T 17271-B |
| | 7.50 x 16 | P350/400 | 01T 17285-B | 01T 17271-A |
| 4.88 REAR AXLE RATIO | | | | |
| T18 | 8 X 16, 8.75 X 16 | | 01T 17285-B | 01T 17271-D |
| | 9.50 x 16 | | 01T 17285-B | 01T 17271-C |
| | 7.50 x 16 | | 01T 17285-B | 01T 17271-B |
| 5.13 REAR AXLE RATIO | | | | |
| T18 | 8 x 16 | | 01T 17285-A | 01T 17271-B |
| | 8.75 x 16 | | 01T 17285-A | 01T 17271-A |
| | 9.50 x 16 | | 01T 17285-B | 01T 17271-D |
| | 7.50 x 16 | | 01T 17285-B | 01T 17271-C |

**1973/79
TRUCK SERIES 100/500**

| TRANSMISSION MODEL | TIRES | REMARKS | DRIVE GEAR | DRIVEN GEAR |
|--|--|---------|--------------|--------------|
| SPEEDOMETER GEAR COMBINATIONS — Cont'd | | | | |
| 1973/74 E100/300 1973/ B-F-M-P 100/500 | | | | |
| For 1975/ E100/350 Applications — Refer to page 19 | | | | |
| 17285 | SPEEDOMETER GEARS | | | |
| For multi-speed axle speedometer gear selection use lowest numerical axle ratio Refer to group 17294 if speedometer adapter is required | | | | |
| WARNER | | | | |
| 5.83 REAR AXLE RATIO | | | | |
| T19 | 7 x 20 | | C4TZ 17285-B | B8T 17322-E |
| | 7.50 x 20 | | C4TZ 17285-A | B8T 17322-A |
| | 8.25 x 20, 9 x 20 | | C4TZ 17285-B | B8T 17322-A |
| 6.20 REAR AXLE RATIO | | | | |
| T18 | 7 x 18 | P500 | 01T 17285-A | 01T 17271-B |
| | 7 x 20 | P500 | 01T 17285-A | 01T 17271-A |
| | 7.50 x 20, 8 x 22 | P500 | 01T 17285-B | 01T 17271-D |
| T19 | 7 x 20, 7.50 x 20 | | C4TZ 17285-A | B8T 17322-B |
| | 8.25 x 20 | | C4TZ 17285-A | B8T 17322-A |
| 6.33 REAR AXLE RATIO | | | | |
| T19 | 7.50 x 20 | | C4TZ 17285-A | B8T 17322-B |
| | 8.25 x 20 | | C4TZ 17285-B | B8T 17322-E |
| 6.80 REAR AXLE RATIO | | | | |
| Note: \$ Part of transmission output shaft | | | | |
| T18 | 7 x 18 | P500 | 01T 17285-A | 01T 17271-D |
| | 7 x 20 | P500 | 01T 17285-A | 01T 17271-C |
| | 7.50 x 20, 8 x 22 | P500 | 01T 17285-A | 01T 17271-B |
| T19 | 7 x 20 | | C4TZ 17285-A | B8T 17322-D |
| | 7.50 x 20 | | C4TZ 17285-A | B8T 17322-C |
| | 8.25 x 20 | | C4TZ 17285-A | B8T 17322-B |
| 7.20 REAR AXLE RATIO | | | | |
| T19 | 7.50 x 20 | | C4TZ 17285-A | B8T 17322-D |
| | 8.25 x 20 | | C4TZ 17285-A | B8T 17322-C |
| 1975/E100/350 | | | | |
| 2.75 REAR AXLE RATIO | | | | |
| Note: \$ Part of transmission output shaft | | | | |
| 3/M/T | F78 x 15, G78 x 15 | 1975/76 | C8AZ 17285-A | D3DZ 17271-B |
| | H78 x 15,HR78 x 15 | 1975/76 | C8AZ 17285-A | C0DD 17271-A |
| | F78 x 15, G78 x 15, GR60 x 15, GR78 x 15 | 1977/ | D7TZ 17285-A | C0DD 17271-C |
| | H78 X 15, HR78 X 15, L78 X15-B,LR78 x 15 | 1977/ | D7TZ 17285-A | C0DD 17271-B |
| | H78 x 15D, C78 x 15 (snow tire) | | D7TZ 17285-A | C3DZ 17271-B |
| 4/M/T | F78 x 15,G78 x 15,GR60 x 15 | | D8TZ 17285-A | C2DZ 17271-G |
| | H78 x 15,L78 x 15,LR78 x 15 | | D8TZ 17285-A | C2DZ 17271-J |
| C4,C6 | F78 x 15, G78 x 15, GR60 x 15, GR78 x 15 | | \$ | C7SZ 17271-A |
| | H78 x 15, HR78 x 15, JR78 x 15 | | \$ | D0AZ 17271-A |
| | L78 x 15B,LR78 x 15 | | \$ | C7SZ 17271-B |
| | L78 X 15D, L78 x 15 (snow tires) | | \$ | C7SZ 17271-A |
| 3.00 REAR AXLE RATIO | | | | |
| 3/M/T | F78 x 15, G78 x 15, H78 x 15, HR78 x 15 | 1975/76 | C8AZ 17285-A | C0DD 17271-B |
| | F78 x 15, G78 x 15, GR78 x 15, H78 x 15, HR78 x 15 | 1977/ | C8OZ 17285-B | C0DD 17271-B |
| | L78 x 15,LR78 x 15 | | C8OZ 17285-B | C3DZ 17271-B |
| | GR60 x 15 | | C8OZ 17285-B | C0DD 17271-C |
| 4/M/T | F78 x 15,G78 x 15,H78 x 15 | | D8TZ 17285-A | C2DZ 17271-F |
| | GR60 x 15 | | D8TZ 17285-A | C4DZ 17271-A |
| | L78 x 15 | | D8TZ 17285-A | C2DZ 17271-G |
| C6 | L78 x 15, LR78 x 15 | | \$ | C7SZ 17271-A |
| | F78 x 15, G78 x 15, H78 x 15 | | \$ | C7SZ 17271-B |
| | GR60 x 15 | | \$ | C7VY 17271-A |

1973/79
TRUCK SERIES 100/500

| TRANSMISSION MODEL | TIRES | REMARKS | DRIVE GEAR | DRIVEN GEAR |
|---|---|---------|--------------|--------------|
| SPEEDOMETER GEAR COMBINATIONS — Cont'd | | | | |
| 1973/74 E100/300 1973/ B-F-M-P 100/500 | | | | |
| For 1975/ E100/350 Applications — Refer to page 19 | | | | |
| 17285 | SPEEDOMETER GEARS | | | |
| For multi-speed axle speedometer gear selection use lowest numerical axle ratio | | | | |
| Refer to group 17294 if speedometer adapter is required | | | | |
| 1975/E100/350 | | | | |
| 3.07 AXLE RATIO | | | | |
| C6 | 8 x 16.5 | | \$ | C7SZ 17271-B |
| | 8.75 x 16.5, 8.75R x 16.5 | | \$ | C7SZ 17271-A |
| C4, C6 | F78 x 15, G78 x 15, GR78 x 15, H78 x 15, | | \$ | C7SZ 17271-B |
| 3.25 AXLE RATIO | | | | |
| 3/M/T | F78 x 15, G78 x 15, GR60 x 15, H78 x 15 | | C80Z 17285-B | C1DD 17271-A |
| | L78 x 15 | | C80Z 17285-B | C0DD 17271-B |
| | LR78 x 15 | | C80Z 17285-B | C0DD 17271-C |
| 4/M/T | F78 x 15, G78 x 15, GR60 x 15 | | D8TZ 17285-A | C2DZ 17271-H |
| | H78 x 15, LR78 x 15 | | D8TZ 17285-A | C4DZ 17271-A |
| | L78 x 15 | | D8TZ 17285-A | C2DZ 17271-F |
| C6 | F78 x 15, G78 x 15, GR60 x 15, GR78 x 15 | | \$ | C8SZ 17271-B |
| | H78 x 15, HR78 x 15, LR78 x 15 | | \$ | C7VY 17271-A |
| | L78 x 15 | | \$ | C7SZ 17271-B |
| 3.31 REAR AXLE RATIO | | | | |
| 3/M/T | 8 x 16.5, 8R x 16.5, 8.75 x 16.5, 8.75R x 16.5 | | C80Z 17285-B | C0DD 17271-C |
| | 8.75 x 16.5(snow tire) | | C80Z 17285-B | C0DD 17271-B |
| C6 | 8.00 x 16.5, 8.75 x 16.5, 8.75R x 16.5 | | \$ | C7VY 17271-A |
| | 8.75 x 16.5(snow tire) | | \$ | C7SZ 17271-B |
| 3.50 REAR AXLE RATIO | | | | |
| Note: | \$ Part of transmission output shaft | | | |
| 3/M/T | F78 x 15, G78 x 15, HR78 x 15 | 1975/76 | C8AZ 17285-A | C4OZ 17271-A |
| | H78 x 15 | 1975/76 | C8AZ 17285-A | C1DD 17271-A |
| | F78 x 15, G78 x 15, GR78 x 15, H78 x 15, HR78 x 15 | 1977/ | C80Z 17285-B | C4OZ 17271-A |
| | L78 x 15, LR78 x 15 | | C80Z 17285-B | C1DD 17271-A |
| 4/M/T | L78 x 15 | | D8TZ 17285-A | C2DZ 17271-H |
| C4, C6 | F78 x 15, G78 x 16, GR78 x 15, GR78 x 15, HR78 x 15 | | \$ | D0OZ 17271-A |
| | H78 x 15 | 1975/76 | \$ | C8SZ 17271-B |
| | H78 x 15 | 1977/ | \$ | D0OZ 17271-A |
| 3.54 AXLE RATIO | | | | |
| 3/M/T | 8.75 x 16.5, 8.75R x 16.5 | | C80Z 17285-B | C1DD 17271-A |
| | 8 x 16.5 | | C80Z 17285-B | C4DZ 17271-A |
| 4/M/T | 8 x 16.5, 8.75 x 16.5 | | D8TZ 17285-A | C2DZ 17271-H |
| | 8 x 16.5D, 8R x 16.5E | | C5ZZ 17285-A | C2DZ 17271-J |
| C6 | 8.75 x 16.5 | | \$ | C8SZ 17271-B |
| | 8 x 16.5 | | \$ | D0OZ 17271-A |
| 3.70 REAR AXLE RATIO | | | | |
| 3/M/T | F78 x 15, G78 x 15 | | DOTZ 17285-A | C3DZ 17271-B |
| | H78 x 15, HR78 x 15 | | DOTZ 17285-A | C0DD 17271-A |
| C4 | F78 x 15, G78 x 15 | | \$ | C7SZ 17271-A |
| | H78 x 15 | | \$ | D0AZ 17271-A |
| 3.73 REAR AXLE RATIO | | | | |
| 3/M/T | 8.00 x 16.5, 8R x 16.5, 8.75 x 16.5, 8.75R x 16.5 | | DOTZ 17285-A | C0DD 17271-A |
| | 8.75 x 16.5 (snow tire) | | C80Z 17285-B | C4OZ 17271-A |
| C6 | 8.00 x 16.5, 8R x 16.5, 8.75 x 16.5, 8.75R x 16.5 | | \$ | D0AZ 17271-A |
| | 9.50 x 16.5 | | \$ | C8SZ 17271-B |
| | 8.75 x 16.5 (snow tire) | | \$ | D0OZ 17271-A |
| 4/M/T | 8 x 16.5, 8.75 x 16.5, 8.75R x 16.5 | | C5ZZ 17285-A | C2DZ 17271-J |

1973/79 TRUCK SERIES 100/500

| TRANSMISSION MODEL | TIRES | REMARKS | DRIVE GEAR | DRIVEN GEAR |
|--|-------|---------|------------|-------------|
| SPEEDOMETER GEAR COMBINATIONS — Cont'd | | | | |
| 1973/74 E100/300 1973/ B-F-M-P 100/500 | | | | |
| For 1975/ E100/350 Applications — Refer to page 19 | | | | |

17285 SPEEDOMETER GEARS

For multi-speed axle speedometer gear selection use lowest numerical axle ratio
Refer to group 17294 if speedometer adapter is required

1975/E100/350

4.10 REAR AXLE RATIO

Note: \$ Part of transmission output shaft

| | | | | |
|-------|--|--|--------------|--------------|
| 3/M/T | 8.00 x 16.5, 8R x 16.5 | | DOTZ 17285-A | C0DD 17271-B |
| | 8.75 x 16.5, 8.75R x 16.5, 9.50 x 16.5 | | DOTZ 17285-A | C3DZ 17271-B |
| 4/M/T | 8 x 16 | | C5ZZ 17285-A | C2DZ 17271-F |
| | 8.75 x 16.5, 8.75R x 16.5 | | C5ZZ 17285-A | C2DZ 17271-G |
| C6 | 8.00 x 16.5, 8R x 16.5 | | \$ | C7SZ 17271-B |
| | 8.75 x 16.5, 8.75R x 16.5, 9.50 x 16.5 | | \$ | C7SZ 17271-A |

4.11 REAR AXLE RATIO


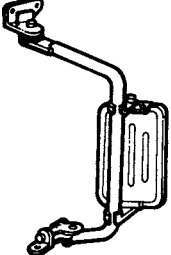
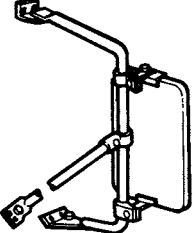





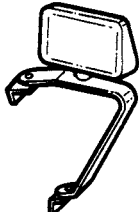
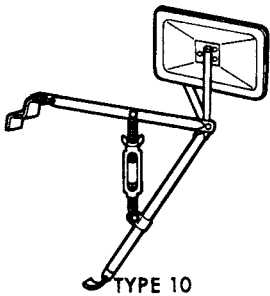
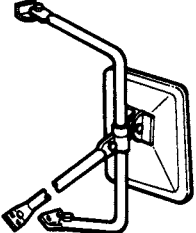
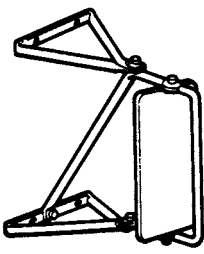
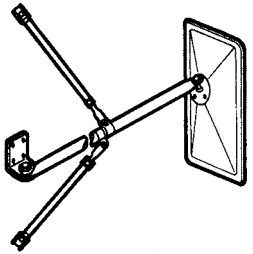
| | | | | |
|--------|---------------------|--|--------------|--------------|
| 3/M/T | F78 x 15, G78 x 15 | | DOTZ 17285-A | C0DD 17271-C |
| | H78 x 15, HR78 x 15 | | DOTZ 17285-A | C0DD 17271-B |
| C4, C6 | F78 x 15, G78 x 15 | | \$ | C7VY 17271-A |
| | H78 x 15, HR78 x 15 | | \$ | C7SZ 17271-B |

**1973/79
TRUCK SERIES 100/500**

| YEAR | MODEL/RESTRICTIONS | PART NUMBER | DESCRIPTION | QTY. |
|---|--|-------------------|---|--------------------------|
| 17A601 TEE (WINDSHIELD WASHER HOSE) | | | | |
| 73/74 | E100/300 | COAZ 17A601-A | | 1 |
| 75/ | E100/350 | D5UZ 17A601-A | "F" shaped - 1/8"-1/8"-3/16" | 1 |
| 73/ | F100/500 (81) | C7SZ 17A601-A | | 1 |
| 73/ | F100/500 | 381797-S2 | (UU-89-J)-screw and washer-No. 8-18 x 1/2" | 1 |
| 17A602 NOZZLE (WINDSHIELD WASHER) - Also refer to group 17526-7 | | | | |
| 73/74 | E100/300 | COMB 17A602-A | | 2 |
| 75/ | E100/350 | D3AZ 17A602-B | | 2 |
| 17603 JET ASSY. (WINDSHIELD WASHER) - Also refer to group 17526-7 | | | | |
| 73/74 | E100/300 | C1UZ 17603-A | | 2 |
| 73/ | F100/500 (81) | D3TZ 17603-A | | 2 |
| 73/74 | E100/300 | 34661-S8 | (M-107-F)-nut and washer-5/16"-18 | 2 |
| 17A605 HOSE (WINDSHIELD WASHER) - Unless listed below improvise from bulk hose (17543) | | | | |
| 75/ | E100/350 | D5UZ 17A605-B | 38 1/8" long-1/8" I.D. | 2 |
| 17614 Refer to group 17651 | | | | |
| 17615 TEE CONNECTION (WINDSHIELD WIPER HOSE TO FOOT CONTROL) | | | | |
| 73/77 | F500 (81) | BF 17615-A | | 1 |
| 17618 RESERVOIR (WINDSHIELD WASHER) | | | | |
| 73/ | F100/350 -- All exc. power pac | D1TZ 17618-B | Less pump | 1 |
| 73/ | F100/350 -- W/power pac | D1SZ 17618-B | Less pump | 1 |
| 73/74 | E100/300 | | | 1 |
| 75/ | E100/350 | D20Z 17618-B | Less pump | 1 |
| 73/77 | F500 (81) | BM 17618-A | | 1 |
| 73/ | E100/300, F100/350 | 40953-S8 | (U-263)-screw-hex. washer head-1/4"-20 x 3/4" | 2 |
| 17A622 WIRING ASSY. (WINDSHIELD WASHER PUMP FEED) | | | | |
| 73/ | E-F100/350 | D7AZ 17A622-A | | 1 |
| 73/77 | F500 | | | 1 |
| 17632 COVER (WINDSHIELD WASHER RESERVOIR) | | | | |
| 73/77 | F500 (81) | BM 17632-A | | 1 |
| 75/ | E100/350 | D1SZ 17632-A | | 1 |
| 17634 SEAL (WINDSHIELD WASHER NOZZLE) | | | | |
| 73/74 | E100/300 | C1UZ 17634-A | | 2 |
| 17B646 SHIELD (WINDSHIELD WASHER RESERVOIR HEAT) | | | | |
| 73 | F100/350 -- 8 cyl. | D3TZ 17B646-A | | 1 |
| 74/ | F100/350 -- 8 cyl. | D4TZ 17B646-A | | 1 |
| 17651 BRACKET (WINDSHIELD WASHER RESERVOIR MOUNTING) | | | | |
| 73/74 | E100/300 | D1UZ 17651-A | | 1 |
| 73/74 | F100/350 -- w/power pac | D1TZ 17651-A | | 1 |
| 73/77 | F500(81) | C8TZ 17614-A | | 1 |
| 75/ | E100/350 | D5UZ 17651-A | | 1 |
| 17664 PUMP (WINDSHIELD WASHER) | | | | |
| 73/79 | E100/300, F100/350 | C9AZ 17664-A | | 1 |
| Consists of | | | | |
| 1-C9AF 17B616-A | | Motor | 1-383163-S36 | Retainer |
| 1-Instruction sheet | | | | |
| 73/77 | F500 (81) | C8TZ 17664-B | | 1 |
| 73/77 | F500 (81) | 42127-S8 | (U-248-C)-screw-No. 10-12 x 1/2" | 2 |
| 17D677 SPACER (REAR VIEW OUTSIDE MIRROR SUPPORT CLAMP) | | | | |
| 73/ | E100/300 -- w/low profile Western Jr. mirror | D3UZ 17D677-A | Painted | 2 |
| 73/ | E100/300 -- w/low profile Western Jr. mirror | D3UZ 17D677-B | Stainless steel | 2 |
| 17678 SUPPORT (REAR VIEW OUTSIDE MIRROR) | | | | |
| 73/ | F100/350 (81) -- w/Western Jr. mirror | (RH) D3TZ 17678-A | (LH) D3TZ 17678-B | 15 1/2" long-painted |
| 73/ | F100/350 (81) -- w/Western Jr. mirror | (RH) D3TZ 17678-C | (LH) D3TZ 17678-D | 15 1/2" long-camper type |

1973/79
TRUCK SERIES 100/500

17682-3 MIRROR (REAR VIEW OUTSIDE)

| | | | |
|--|---|--|---|
|  <p>TYPE 1</p> |  <p>TYPE 2</p> |  <p>TYPE 3</p> |  <p>TYPE 4</p> |
|  <p>TYPE 5</p> |  <p>TYPE 6</p> |  <p>TYPE 7</p> |  <p>TYPE 8</p> |
|  <p>TYPE 9</p> |  <p>TYPE 10</p> |  <p>TYPE 11</p> |  <p>TYPE 12</p> |
|  <p>TYPE 13</p> | | | |
| | | | |

P-13429

**1973/79
TRUCK SERIES 100/500**

| YEAR | MODEL/RESTRICTIONS | PART NUMBER | | | DESCRIPTION |
|--|--------------------------------------|----------------------------------|----------------------------------|--------------------------------|---|
| | | ASSEMBLY | △ KIT | HEAD | |
| 17682-3 | | MIRROR (REAR VIEW OUTSIDE) | | | |
| Refer to page 11 of this Section for mirror illustration. △ Refer to Section 170A for a listing of kit components. | | | | | |
| ● Not for use on vehicles w/10,000 G.V.W. lbs. or more. † Includes attaching parts | | | | | |
| TYPE 1- Panoramic | | | | | |
| 73/ | E-F100/350 | | C5TZ 17696-A | Not available | 4 1/2" dia. |
| TYPE 2- Western Jr.-swing lock-high profile | | | | | |
| 73/74 | E100/300 | | C6TZ 17696-A | C7TZ 17723-A | R.H. and L.H.-5 1/2" x 9 1/2"-stainless- R.H. installations reverse head and mounting brackets - fixed height |
| 75/ | E100/350 | | ● D5UZ 17696-B ● D5UZ 17696-C | C2UZ 17723-B C2UZ 17723-B | R.H.-5" x 9"-painted-adjustable height L.H. |
| 75/76 | E100/350 | D5UZ 17682-A D5UZ 17682-B | | C7TZ 17723-A C7TZ 17723-A | R.H.-5" x 9"-stainless L.H. |
| TYPE 3- Western Jr.-non-swing non-lock-high profile | | | | | |
| 73/74 | E100/300 | C8UZ 17682-L C8UZ 17682-M | | C7TZ 17723-A C7TZ 17723-A | R.H.-5" x 9"-stainless L.H. |
| 73/74 | E100/300 | C8UZ 17682-J C8UZ 17682-K | | C2UZ 17723-B C2UZ 17723-B | R.H.-5" x 9"-painted |
| 73/ | F100/350 | | ● D3TZ 17696-B ● D3TZ 17696-A | C7TZ 17723-A C7TZ 17723-A | R.H.-5" x 9"-stainless L.H. |
| TYPE 4- Passenger-extended arm | | | | | |
| 73/ | E100/350 | | ● C8UZ 17696-A ● C8UZ 17696-B | C8UZ 17723-B C8UZ 17723-B | R.H.-5/8"-chrome L.H. |
| 73/ | E100/350 | † C8UZ 17682-A † C8UZ 17682-B | | C8UZ 17723-A C8UZ 17723-A | R.H.- 5" x 8"-painted high gloss L.H. |
| 77/ | E100/350 | D7UZ 17682-B D7UZ 17683-A | | D7TZ 17723-A D7TZ 17723-A | R.H.-5" x 8"-painted low gloss black L.H. |
| TYPE 5- Passenger-manual/remote | | | | | |
| 73/ | F100/350 (81,83,99) -- w/o camper | | ● D3TZ 17696-L ● D3TZ 17696-K | Not available Not available | R.H. and L.H.-4" x 5"-manual- chrome L.H.-4" x 5"-remote-chrome |
| TYPE 6- Swing lock-low profile-mirror head mounted on top of bracket | | | | | |
| 73/74 | E100/300 | | D3UZ 17696-A D3UZ 17696-A | D3UZ 17723-B D3UZ 17723-A | R.H. - 7" x 10" - stainless L.H. |
| 75/ | E100/350 | | D5UZ 17696-A | D3UZ 17723-H | R.H. and L.H.-6 1/2" x 9 1/2"-stainless L.H. installation reverse head and mounting brackets |
| 73/74 | E100/300 | D2UZ 17682-C D2UZ 17682-D | | D3UZ 17723-D D3UZ 17723-C | R.H.-7" x 10"-painted L.H. |
| 75/77 | E100/350 | D5UZ 17682-G D5UZ 17682-H | | D3UZ 17723-G D3UZ 17723-G | R.H.-7" x 10"-painted L.H. |
| TYPE 7- Swing lock-low profile-mirror head mounted on side of bracket | | | | | |
| 73/ | F100/350 (81,83,99) -- w/o camper | | D3TZ 17696-C | D3TZ 17723-A | R.H. and L.H.-6 1/2" x 9 1/2"-stainless |
| TYPE 8- Recreation swing out-low profile-gooseneck | | | | | |
| 75/ | E100/350 | | D7UZ 17696-A | D5TZ 17723-A | R.H. and L.H.-6 3/4" x 9 1/2"-stainless |
| 75/77 | E100/350 | | D5UZ 17696-D | D5UZ 17723-A | R.H. and L.H.-6 3/4" x 9 1/2"-painted |
| 75/ | F100/350 | | D5TZ 17696-A | D5TZ 17723-A | R.H. and L.H.- 6 3/4" x 9 1/2"-stainless |
| TYPE 9- Swing lock-top mounted-low profile | | | | | |
| 77 | E100/350 | D7UZ 17682-A | | D4TZ 17723-A | R.H. and L.H.-5 1/4" x 8 1/4"-stainless includes flat upper and lower mounting brackets |

1973/79
TRUCK SERIES 100/500

| YEAR | MODEL/RESTRICTIONS | PART NUMBER | | | DESCRIPTION | |
|--|--|-------------------------------------|------------------------------|--|---|------|
| | | ASSEMBLY | △ KIT | HEAD | | |
| 17682-3 | | MIRROR (REAR VIEW OUTSIDE) — Cont'd | | | | |
| Refer to page 11 of this Section for mirror illustration. △ Refer to Section 170A for a listing of kit components. | | | | | | |
| ● Not for use on vehicles w/10,000 G.V.W lbs. or more. † Includes attaching parts | | | | | | |
| TYPE 9— Swing lock—top mounted—low profile | | | | | | |
| 77/ | E100/350 | | ● D6TZ 17696-A | D4TZ 17723-A | R.H. and L.H.—5 1/4" x 8 1/4"—stainless includes curved upper and lower mounting brackets with (2) mounting holes on 2" bolt centers —17713 arm has 6—11/16" span | |
| 77/ | F100/350 (81,83,99) — w/o camper | | | | | |
| 78/ | E100/350 | † D8UZ 17682-C | | D8TZ 17723-B | R.H. and L.H.—6" X 9"—painted | |
| 78/ | E100/350 | † D8UZ 17682-A | | D8TZ 17723-A | R.H. and L.H.—6" x 9"—stainless—glass in mirror head is mounted directly to plate—does not use a gasket | |
| 79 | E100/350 | † D9UZ 17682-A | | D9TZ 17723-A | R.H. and L.H.—6" x 9"—stainless—glass in mirror head is mounted in black rubber gasket | |
| 77 | F100/350 | D7TZ 17682-A | | D4TZ 17723-A | R.H. and L.H.—5 1/4" x 8 1/4" — stainless—includes flat upper and lower mounting brackets—upper brkt. has (2) mtg. holes on 2—3/4" bolt center—lower brkt. has (2) mtg. holes on 2" bolt center 17713 arm has 7 13/32" span | |
| 73/ | F100/350 | | ● D4TZ 17696-A | D4TZ 17723-A | R.H. and L.H.—5" 1/4" x 8 1/4"—stainless includes flat upper and lower mounting brackets—upper brkt. has (2) mtg. holes on 2—3/4" bolt center—lower brkt. has (2) mtg. holes on 2" bolt center—17713 arm has 7 19/32" span | |
| 78/ | F100/350 | † D8TZ 17682-A | | D8TZ 17723-A | R.H. and L.H.— 6" x 9" stainless —glass in mirror head is mounted directly to plate—does not use a gasket. | |
| 78 | F100/350 | D8TZ 17682-E | | D4TZ 17723-A | R.H. and L.H.—5 1/4" X 8 1/4"—stainless—glass in mirror head is mounted in black rubber gasket | |
| 79 | F100/350 | † D9TZ 17682-A | | D9TZ 17723-A | R.H. and L.H.—6" x 9"—stainless—glass in mirror head is mounted in black rubber gasket | |
| 78/ | F100/350 | † D8TZ 17682-D | | D8TZ 17723-B | R.H. and L.H.— 6" x 9" — painted | |
| TYPE 10— Trailer towing—fender mounted | | | | | | |
| 73/78 | F100/350 | | ★ D3AZ 17696-D | Not available | R.H. and L.H.—(not replaced 2/78) | |
| TYPE 11— Western Jr.—non swing—high profile | | | | | | |
| 73/ | F100/350 | | D3TZ 17696-F D3TZ 17696-E | D2TZ 17723-A D2TZ 17723-A | R.H.—6—1/2" x 9—1/2"—painted L.H. | |
| TYPE 12— Western—swing non lock—high profile | | | | | | |
| 73/ | F100/500 | | D3TZ 17696-H D3TZ 17696-G | C1TZ 17723-A C1TZ 17723-A C9TZ 17723-A | R.H.—7" x 16"— painted L.H. R.H. and L.H.—7" x 16"—stainless | |
| 73/78 | F100/350 — — Canada only | D3TZ 17682-N D3TZ 17682-P | | C8TB 17723-L C8TB 17723-L | R.H.—7" x 16"—marker lamps L.H. | |
| 73/77 | F500 | C9TZ 17682-B | | C9TZ 17723-A | R.H. and L.H.—7" x 16"—stainless | |
| TYPE 13— Non—telescoping | | | | | | |
| 73/74 | F100/500 | | D3TZ 17696-J | C1TZ 17723-G | R.H. and L.H.—5 1/2" x 8 1/2"—painted | |
| YEAR | MODEL/RESTRICTIONS | PART NUMBER | | | DESCRIPTION | QTY. |
| 17D682 PIN (VANITY MIRROR COVER) | | | | | | |
| 78/ | F100/350 — — illuminated vanity mirror | | D4MY 17D682-A | | | 2 |
| 17D683 SPRING (VANITY MIRROR COVER) | | | | | | |
| 78/ | F100/350 — — illuminated vanity mirror | | D4MY 17D683-A | | | 2 |

1973/79
TRUCK SERIES 100/500

| YEAR | MODEL/RESTRICTIONS | PART NUMBER | DESCRIPTION | QTY. |
|--|---|--------------------|--|-----------|
| 170687 BOARD ASSY (VANITY MIRROR LAMP CIRCUIT) | | | | |
| 78/ | F100/350 -- illuminated vanity mirror | D6MY 170687-A | | 1 |
| 17696 Refer to group 17682-3 | | | | |
| 17698 BRACKET (REAR VIEW INSIDE MIRROR) | | | | |
| 73/ | E100/300, F100/350 (81) | C9AZ 17698-A | | 1 |
| 17700 MIRROR ASSY. (REAR VIEW INSIDE) | | | | |
| 73/ | E100/300, F100/350 (81) | D0DZ 17700-A | Day/Nite-2 7/16" x 10"-black vinyl covered-paint to match | 1 |
| 73/ | E-F100/350 | D0AZ 17700-A | Day/Nite-2 1/2" x 12"-black vinyl covered-paint to match | 1 |
| 17A700 GLASS (REAR VIEW OUTSIDE MIRROR) | | | | |
| Note: ⚡ Canada only | | | | |
| 73/ | F350/500 (81) | ⚡ C4HZ 17A700-A | Western-6 5/16" x 15 1/2" | 1 |
| 73/ | E-F100/350 -- Western mirror | D6UZ 17A700-A | R.H. & L.H.-5 1/2" x 9 1/2"-use as glass replacement for 6" x 10" mirror head w/(4) retaining screws | 2 |
| 17C702 HEAD (REAR VIEW OUTSIDE MIRROR) - Also refer to group 17722-3 | | | | |
| Note: ⚡ Canada only | | | | |
| 73/ | F350/500 (81) | ⚡ C8TB 17C702-A | L.H.-Western-painted-w/marker lights | 1 |
| 17C706 LENS (VANITY MIRROR LAMP) | | | | |
| 78/ | F100/350 -- illuminated vanity mirror | D7AZ 17C706-A | | 2 |
| 17K707 GLASS REPLACEMENT (REAR VIEW OUTSIDE MIRROR) | | | | |
| 73/ | F100/350 -- remote control mirror-type 5 | D7TZ 17K707-A | | 1 |
| 78 | E-F100/350 -- swing lock-top mounted-low profile-type 9 | D8TZ 17K707-A | R.H. or L.H. | 1 |
| 17C710 WIRE ASSY (VANITY MIRROR LAMP FEED) | | | | |
| 78/ | F100/350 -- illuminated lamp | D8TZ 17C710-A | 59" long | 1 |
| 17B713 BRACKET (REAR VIEW OUTSIDE MIRROR) | | | | |
| 73/ | F100/350 (81) -- w/low profile-Western Jr. mirror | D3TZ 17B713-B | R.H. & L.H. lower-stainless | 2 |
| 75/ | E100/350 -- w/high-profile-Western Jr.-swing lock | D5UZ 17B713-B | R.H. & L.H.-lower stainless | 2 |
| 75/ | E100/350 -- w/high profile Western Jr.-swing lock | D5UZ 17B713-A | R.H. & L.H.- lower-painted | 2 |
| 17B715 BRACKET (REAR VIEW OUTSIDE MIRROR UPPER) | | | | |
| 75/ | E100/350 -- w/high profile-Western Jr.-swing lock | (RH) D5UZ 17B715-A | (LH) D5UZ 17B715-B | Stainless |
| 75/ | E100/350 -- w/high profile-Western Jr.-swing lock | (RH) D5UZ 17B715-C | (LH) D5UZ 17B715-D | Painted |
| 75/ | E100/350 -- w/low profile-Western Jr.-swing lock | D5UZ 17B715-E | R.H. & L.H.-stainless | 1 |
| 75/ | E100/350 -- w/low profile-Western Jr.-swing lock | D5UZ 17B715-F | R.H. & L.H.-painted | 1 |
| 17B718 KNOB (REAR VIEW OUTSIDE MIRROR REMOTE CONTROL KIT) | | | | |
| 73/ | F100/350 | D6AZ 17B718-A | | 1 |
| 17B719 WIRING ASSY. (REAR VIEW OUTSIDE MIRROR LAMP FEED) | | | | |
| Note: ⚡ Canada only | | | | |
| 73/78 | F350/500 (81) | ⚡ C8TB 17B719-A | In cab-main mirror wire | 1 |
| | | ★ 42366-S36 | Screw-No. 8-18 x 1/2" | 2 |
| | | 52012-S8 | (U-202)-screw-No. 8-15 x 1/2" | 2 |
| | | 382192-S | (KK-77)-grommet | 1 |
| 17722-3 HEAD (REAR VIEW OUTSIDE MIRROR) - Refer to group 17682 and 17C702 | | | | |
| 17724 GASKET (REAR VIEW OUTSIDE MIRROR MOUNTING) | | | | |
| 73/74 | E100/300 -- w/Western Jr. | (RH) C8UZ 17724-B | (LH) C8UZ 17724-C | 1 |
| 73/74 | E100/300 -- w/non-telescoping mirror | C8UZ 17724-A | | 2 |

**1973/79
TRUCK SERIES 100/500**

| YEAR | MODEL/RESTRICTIONS | PART NUMBER | DESCRIPTION | QTY. |
|---|---|--------------------|--|----------------------|
| 17724 GASKET (REAR VIEW OUTSIDE MIRROR MOUNTING) — Cont'd | | | | |
| 75/ | E100/350 -- w/low mount —swing lock—gooseneck type mirror | D5UZ 17724-A | | 2 |
| 75/ | F100/350 -- w/low mount camper mirror—"gooseneck type" | D5TZ 17724-A | Gooseneck type—upper—8 5/8" lg—1 1/8" wide | 2 |
| 73/ | F100/350 (81) -- w/remote control mirror | (RH) C9TZ 17724-A | (LH) C9TZ 17724-B | 1 |
| 73 | F100/500 (81) -- w/non- telescoping mirror | D3TZ 17724-B | | 2 |
| 73/ | F100/350 -- w/passenger type mirror | D1AZ 17724-A | | 2 |
| 17727 BRACKET (REAR VIEW OUTSIDE MIRROR) | | | | |
| 73/ | F100/350 -- w/ Western Jr. mirror | C7TZ 17727-C | Stainless steel—"L" shaped | 4 |
| 73/74 | E100/300 | | | 1 |
| 73/74 | E100/300 -- w/low profile—Western Jr. mirror | D3TZ 17727-A | R.H. and L.H. — painted—7" x 10"—lower | 2 |
| 73/ | F100/350 (81) -- w/Western Jr. mirror | D3TZ 17727-A | Painted—on "C" arm | 2 |
| 73/ | F100/350 (81) -- w/Western Jr. mirror | D3TZ 17727-F | Painted—on straight arm | 1 |
| 73/ | F100/350 -- w/Western Jr. mirror | D3TZ 17727-D | Camper type—stainless steel—on "C" arm | 2 |
| 73/ | F100/350 -- w/Western Jr. mirror | D3TZ 17727-E | Camper type—stainless steel—on straight arm | 2 |
| 73/ | F100/500 (81) -- w/non- telescoping mirror | D3TZ 17727-C | 5" x 8" — "gooseneck type" | |
| 17A732 SUPPORT ASSY. (REAR VIEW OUTSIDE MIRROR UPPER) | | | | |
| 75/ | E100/350 -- w/low mount—swing lock—gooseneck type mirror | D5UZ 17A732-A | R.H. & L.H. — stainless | 2 |
| 75/ | E100/350 -- w/low mount—swing lock — gooseneck type mirror | D5UZ 17A732-B | R.H. & L.H. — painted | 2 |
| 73/77 | F500 -- w/Western mirror | (RH) D3TZ 17A732-B | (LH) D3TZ 17A732-A | Painted—7" x 16" |
| 73/77 | F500 -- w/Western mirror | (RH) D3TZ 17A732-C | (LH) D3TZ 17A732-D | Stainless — 7" x 16" |
| 73/ | F100/350 -- w/Western mirror | | | 1 |
| 75/ | F100/350 -- w/low mount camper mirror | D5TZ 17A732-A | R.H. & L.H.—stainless—6" x 9" — "gooseneck type" | 2 |
| 17B732 NUT (REAR VIEW OUTSIDE MIRROR REMOTE CONTROL) | | | | |
| 73/ | F100/350 (81) | C9TZ 17B732-A | | 1 |
| 17C732 MIRROR and GUARD ASSY. (REAR VIEW OUTSIDE) — Less arms — Also refer to group 17B717 | | | | |
| Note: & Canada only | | | | |
| 73/ | F350/500 (81) -- w/Western mirror | & C8HZ 17C732-B | L.H.—marker lamps | 1 |
| 17733 CLAMP (REAR VIEW OUTSIDE MIRROR ARM) | | | | |
| 73/ | E100/350, F100/350 -- w/ Western Jr. mirror | C7TZ 17733-A | Stainless steel | 4 |
| | | 20328-S8 | (B-76)—bolt—3/8"—16 x 5/8" | 4 |
| | | 34808-S8 | (X-67)—lockwasher—3/8" | 4 |
| 73/ | E100/350 -- w/low profile Western Jr. mirror | D3UZ 17733-A | Painted | 2 |
| 73/ | E100/350 -- w/low profile Western Jr. mirror | D3UZ 17733-B | Stainless steel | 2 |
| 17A733-4 BRACE ASSY. (REAR VIEW OUTSIDE MIRROR) | | | | |
| 73/74 | F100/500 (81) -- w/non- telescoping mirror | C7TZ 17A733-A | Upper—5" x 8" | 1 |
| 73/74 | F100/500 (81) -- w/non- telescoping mirror | C7TZ 17A733-B | Lower—5" x 8" | 1 |
| 73/77 | F500 -- w/Western mirror | D3TZ 17A734-A | Painted—7" x 16" | 2 |
| 73/77 | F500 -- w/Western mirror | D3TZ 17A734-B | Stainless — 7" x 16" | 2 |
| 73/ | F100/350 -- w/Western mirror | | | 2 |

1973/79
TRUCK SERIES 100/500

| YEAR | MODEL/RESTRICTIONS | PART NUMBER | DESCRIPTION | QTY. |
|---|--|---------------|--|------|
| 17B733 PLATE (REAR VIEW OUTSIDE MIRROR REMOTE CONTROL) | | | | |
| 73/ | F100/350 (81) | C8SZ 17B733-C | | 1 |
| 17A736 SUPPORT ASSY. (REAR VIEW OUTSIDE MIRROR LOWER) | | | | |
| 75/ | E100/350 -- w/low mount-swing lock-gooseneck type mirror | D5UZ 17A736-A | R.H. & L.H. - stainless | 2 |
| 75/ | E100/350 -- w/low mount-swing lock-gooseneck type mirror | D5UZ 17A736-B | R.H. & L.H. - painted | 2 |
| 73/77 | F500 -- w/Western mirror | D3TZ 17A736-A | R.H. and L.H.-painted-6" x 16" | 2 |
| 73/77 | F500 -- w/Western mirror | D3TZ 17A736-B | R.H. and L.H. - stainless - 7" x 16" | 2 |
| 73/ | F100/350 -- w/Western mirror | | | 2 |
| 75/78 | F100/350 -- w/low mount camper mirror | D5TZ 17A736-A | R.H. & L.H.-stainless-6" x 9" - "gooseneck type" | 2 |
| 17742 ARM (REAR VIEW OUTSIDE MIRROR) | | | | |
| 73/74 | F100/500 (81) -- w/non-telescoping mirror | D3TZ 17742-A | 5" x 8" | 2 |
| 73/74 | E100/300 -- w/low profile-Western Jr. mirror | D3UZ 17742-A | Painted-7" x 10" | 2 |
| 73/74 | E100/300 -- w/low profile-Western Jr. mirror | D3UZ 17742-B | Stainless steel-7" x 10" | 2 |
| 73/ | F100/350 (81) -- w/Western Jr. mirror | D3TZ 17742-B | Painted-7 1/2" x 10" | 2 |
| 73/ | F100/350 (81) -- w/Western Jr. mirror | D3TZ 17742-C | Camper type-stainless steel-6" x 10" | 2 |
| 73/ | F100/350 (81) -- w/low profile-Western Jr. mirror | D3TZ 17742-D | Stainless steel-square hole mounting | 2 |
| | | D3TZ 17742-E | Stainless steel-round hole mounting | 2 |
| 75/ | E100/350 -- w/high profile-western Jr.-swing lock | D5UZ 17742-A | R.H. & L.H.-stainless | 2 |
| 75/ | E100/350 -- w/high profile-western Jr.-swing lock | D5UZ 17742-B | R.H. & L.H.-painted | 2 |
| 75/ | E100/350 -- w/low profile-western Jr.-swing lock | D5UZ 17742-C | R.H. & L.H.-stainless | 2 |
| 75/ | E100/350 -- w/low profile-western Jr.-swing lock | D5UZ 17742-D | R.H. & L.H.-painted | 2 |
| 17B742 SHEATH (REAR VIEW OUTSIDE MIRROR CONTROL CABLE) | | | | |
| 73/ | F100/350 (81) | C4SZ 17B742-B | | 1 |
| 17743 ARM (REAR VIEW OUTSIDE MIRROR TO MIRROR HEAD) | | | | |
| 73/74 | E100/300 -- w/Western Jr. mirror | C8UZ 17743-A | Painted | 2 |
| 73/74 | E100/300 -- w/Western Jr. mirror | C8UZ 17743-B | Stainless steel | 2 |
| 17B744 PLATE (REAR VIEW OUTSIDE MIRROR ARM PIVOT) | | | | |
| 73/74 | E100/300 -- w/Western Jr. mirror | C4UZ 17B744-A | Painted | 2 |
| 73/74 | E100/300, F100/350 (81) -- w/Western Jr. mirror | C7TZ 17B744-A | Stainless steel | 2 |
| 17B745 SPRING (REAR VIEW OUTSIDE MIRROR ARM PIVOT) | | | | |
| 73/74 | E100/300 -- w/Western Jr. mirror | C4UZ 17B745-A | Painted | 2 |
| 73/74 | E100/300, F100/350 (81) -- w/Western Jr. mirror | C7TZ 17B745-A | Stainless steel | 2 |
| 17C748 PIVOT ASSY. (REAR VIEW OUTSIDE MIRROR) | | | | |
| 73/74 | E100/300 -- w/low profile-Western Jr. mirror | D3UZ 17C748-A | Painted-7" x 10" | 2 |
| 73/74 | E100/300 -- w/low profile Western Jr. mirror | D3TZ 17C748-A | Stainless steel | 2 |
| 73/ | F100/350 (81) -- w/low profile-Western Jr. mirror | | | 2 |

1973/79
TRUCK SERIES 100/500

SECTION 176 9

| YEAR | MODEL/RESTRICTIONS | PART NUMBER | DESCRIPTION | QTY. |
|-----------------------------------|--|-------------------|--|---------------|
| 17750 | Refer to group 17757 | | | |
| 17752-3 | Refer to group 17766-7 | | | |
| 17757 BUMPER (FRONT) | | | | |
| 73/77 | B-F500 -- w/o tow hooks | D3TZ 17757-B | Primed-86" long x 7 1/8" wide | 1 |
| 73/77 | B-F500 -- w/tow hooks | C7TZ 17757-B | Primed-89 3/4" long-7 5/8" wide | 1 |
| 73/74 | E100/300 | C8UZ 17757-A | Painted | 1 |
| | | C8UZ 17757-B | Chrome | 1 |
| 75/ | E100/350 -- w/o horizontal pads | D5UZ 17757-A | Painted | 1 |
| 75/ | E100/350 -- w/o horizontal pads | D5UZ 17757-B | Chrome | 1 |
| 73/78 | F100/350-w/o horizontal pads "Before Ser. AG0,001" | C4TZ 17757-C | Primed-less brackets | 1 |
| | | C4TZ 17757-D | Chrome-less brackets | 1 |
| 73/78 | F100/350 (81A) -- w/horizontal pads "Before Ser. AG0,001" | D3TZ 17757-A | Chrome | 1 |
| 78/ | F100/350 -- w/horizontal pads "From Ser. AG0,001" | D8TZ 17757-B | Chrome | 1 |
| 78/ | F100/350 -- w/o horizontal pads- "From Ser. AG0,001" | D8TZ 17757-A | Chrome | 1 |
| 78/ | F100/350 -- w/o horizontal pads "From Ser. AG0,001" | D8TZ 17757-C | Painted low glass black | 1 |
| 73/76 | P350 | B9J 17750-A | Primed | 1 |
| 73/77 | P400/500 | B7T 17750-A | Primed | 1 |
| 73/76 | M450/500 | D3TZ 17757-C | | 1 |
| 73/77 | B-F500 | ★58655-S2 | Bolt-hex. head-7/16"-14 x 1 1/2" | 8 |
| | | ★58656-S43B | Bolt-hex. head-7/16"-14 x 1 3/4" | 8 |
| | | 34988-S4 | (M-89-D)-nut-7/16"-14 | 8 |
| | | 380079-S2 | (XX-173-C)-washer-flat-7/16" | 8 |
| 73/ | F100/350 -- w/chrome bumper | 383465-S100 | (BB-647-HE)-bolt-carriage-7/16" x 1 1/4" | 8 |
| 73/ | F100/350 -- w/painted bumper | 23472-S8 | (B-15)-bolt-carriage-7/16"-14 x 1 1/2" | 8 |
| | | ★34793-S2 | Washer-flat-7/16" | 8 |
| 73/77 | P350/500 | ★58654-S2 | Bolt-hex. head-7/16"-14 x 1" | 8 |
| | | 34988-S4 | (M-89-D)-nut-7/16"-14 | 8 |
| | | 380079-S2 | (XX-173-C)-washer-flat-7/16" | 8 |
| | | 34808-S8 | (X-67)-lockwasher-7/16" | 8 |
| 17758 BOLT (BUMPER) | | | | |
| 73/74 | E100/300 | C3AZ 17758-A | Front and rear-chrome | AR |
| 75/ | E100/350 | BB 17758 | Front bumper-chrome | 4 |
| 73/ | F100/350 -- w/deluxe bumper | | front and rear bumper-chrome | 6 |
| 17766-7 ARM (FRONT BUMPER) | | | | |
| 73/74 | E100/300 | (RH) C8UZ 17766-A | (LH) C8UZ 17767-A | 1 |
| | | 354135-57-8 | (BB-155-A)-bolt-hex. head-3/8"-16 x 1 1/8" | 6 |
| | | 34988-S4 | (M-89-D)-nut-7/16"-14 | 6 |
| | | 44735-S8 | (X-32)-washer-flat-1/2" | 6 |
| 75/ | E100/350 | D5UZ 17752-A | R.H. & L.H. | 4 |
| 73/ | F250 | (RH) D3TZ 17752-A | (LH) D3TZ 17753-A | 1 |
| 73/77 | F350 | | | 1 |
| 78/ | F350 | (RH) D8TZ 17752-A | (LH) D8TZ 17753-A | 1 |
| 17787-8 ARM (REAR BUMPER) | | | | |
| 73/74 | E100/300 | (RH) C8UZ 17787-A | (LH) C8UZ 17788-A | Inner |
| | | (RH) C8UZ 17795-A | (LH) C8UZ 17796-A | Outer |
| 73/77 | F100/250 (83) "Before Ser. D75,000" | (RH) D3TZ 17787-A | (LH) D3TZ 17788-A | Inner |
| | | (RH) D3TZ 17787-A | (LH) D3TZ 17788-A | Outer |
| 77/ | F100/250 (83) -- From Ser. D75,000 | (RH) D7TZ 17787-A | (LH) D7TZ 17788-A | Inner & outer |

1973/79
TRUCK SERIES 100/500

| YEAR | MODEL/RESTRICTIONS | PART NUMBER | DESCRIPTION | QTY. |
|--|--|---|---|------|
| 17787-8 ARM (REAR BUMPER) — Cont'd | | | | |
| 77/ | E100/350 -- step bumper | (RH) D7UZ 17787-A | (LH) D7UZ 17788-A Outer | 1 |
| 73/ | F100/150 (99) -- w/o step bumper | (RH) D3TZ 17787-C | (LH) D3TZ 17788-C Inner | 1 |
| | | (RH) D3TZ 17795-B | (LH) D3TZ 17796-B Outer | 1 |
| 73/ | F250/350 -- 117", 133", 139" & 155" W.B.-w/o step bumper | (RH) D3TZ 17787-C | (LH) D3TZ 17788-C inner | 1 |
| | | (RH) D3TZ 17795-B | (LH) D3TZ 17796-B outer | 1 |
| 73/77 | F250 -- 133" W.B.-w/step bumper | (RH) D3TZ 17787-D | (LH) D3TZ 17788-D Inner | 1 |
| | | (RH) D3TZ 17795-C | (LH) D3TZ 17796-C Outer | 1 |
| 73/ | F350 -- 140" W.B.-w/o step bumper | (RH) D3TZ 17787-B | (LH) D3TZ 17788-B Inner | 1 |
| | | (RH) D3TZ 17795-C | (LH) D3TZ 17796-C Outer | 1 |
| 73/77 | F350 -- 140" W.B.-w/step bumper | (RH) D3TZ 17787-E | (LH) D3TZ 17788-E Inner | 1 |
| | | (RH) D3TZ 17795-C | (LH) D3TZ 17796-C Outer | 1 |
| 73/77 | F250/350 -- 139", 155" W.B.-w/step bumper | (RH) D3TZ 17787-D | (LH) D3TZ 17788-D Inner | 1 |
| | | (RH) D3TZ 17795-A | (LH) D3TZ 17796-A Outer | 1 |
| 78/ | F100/350 -- exc. F350 w/140" W.B.-use w/step bumper | (RH) D8TZ 17787-B | (LH) D8TZ 17787-B Inner | 1 |
| | | (RH) D3TZ 17795-A | (LH) D3TZ 17796-A Outer | 1 |
| 78/ | F350 -- 140" W.B.-w/step bumper | (RH) D8TZ 17787-C | (LH) D8TZ 17787-C Inner | 1 |
| | | (RH) D3TZ 17795-C | (LH) D3TZ 17796-C Outer | 1 |
| 17795 Refer to groups 17787-8 | | | | |
| 17A812 PAD ASSY. (FRONT BUMPER GUARD) | | | | |
| 73/77 | F100/350 | C9TZ 17A812-A | | 2 |
| 78/ | E-F100/350 | D8TZ 17A812-A | | 2 |
| 17K833-4 PAD ASSY. (FRONT BUMPER) | | | | |
| 73/78 | F100/350 (81A) -- w/horizontal bumper pads-- "Before Ser. AG0,001" | (RH) D3TZ 17K833-A | (LH) D3TZ 17K834-A | 1 |
| 74/78 | F350 -- w/horizontal bumper pads-- "Before Ser. AG0,001" | 33769-S2 | (M-89-J)-nut-lock-1/4"-20 | 24 |
| 78/ | F100/350 -- "From Ser. AG0,001" | (RH) D8TZ 17K834-A | (LH) D8TZ 17K833-A | 1 |
| 17858 Refer to group 17996 | | | | |
| 17C864 SPACER (FRONT BUMPER PAD) | | | | |
| 73/74 | F100/250 (81A) -- w/horizontal bumper pads | D3TZ 17C864-A | | 12 |
| 74/ | F350 -- w/horizontal bumper pads | | | 12 |
| 17A881 BRACKET (REAR BUMPER MOUNTING OUTER) | | | | |
| 73/74 | E100/300 | (RH) ★ C8UZ 17A881-A Not replaced(12/78) | (LH) ★ C8UZ 17A881-B Not replaced(12/78) | 1 |
| 17906 BUMPER (REAR) | | | | |
| 73/74 | E100/300 -- w/o bumper pad | C8UZ 17906-A | Painted | 1 |
| | | C8UZ 17906-B | Chrome | 1 |
| 75/ | E100/350 (82,89) | D5UZ 17906-A | Painted | 1 |
| 75/ | E100/350 (82,89) | D5UZ 17906-B | Chrome | 1 |
| 73/ | F100/150(83) | D3TZ 17906-C | Painted | 1 |
| 73/ | F250 (83) -- 2/W/D | | | 1 |
| 73/77 | F250(83) -- 4/W/D-- "Before Ser. D75,000" | BBAA 17906-A | | 1 |
| 77/ | F250(83) -- 4/W/D "From Ser. D75,000" | D3TZ 17906-C | Painted | 1 |
| 79 | F350 -- 4/W/D | | | 1 |

**1973/79
TRUCK SERIES 100/500**

| YEAR | MODEL/RESTRICTIONS | PART NUMBER | DESCRIPTION | QTY. |
|--|--|---|---|---------------|
| 17906 BUMPER (REAR) — Cont'd | | | | |
| 73/ | F100/350 (99) -- w/wide frame -approx. 37-1/2" between rails | D3TZ 17906-A | Chrome | 1 |
| | | D3TZ 17906-B | Painted | 1 |
| 73/ | F100/350(99) -- w/wide frame -approx. 37 1/2" between rails | D3TZ 17906-K | Step type-adapter Kit (group 17A958) also required- diamond pattern on step-vertical face smooth-painted | 1 |
| 78/ | F100/350(99) -- use w/wide frame -approx. 37-1/2" between rails | D8TZ 17906-A | Step type-adapter kit (group 17A958) also required- chrome | 1 |
| 78/ | F100/350(99) -- use w/narrow frame -approx. 33-1/2" between rails | D8TZ 17906-B | Step type-adapter kit (group 17A958) also required- chrome | 1 |
| 73/ | F250/350(99) -- w/narrow frame -approx. 33-1/2" between rails | C4TZ 17906-B | Chrome | 1 |
| | | C4TZ 17906-A | Painted | 1 |
| 73/ | F100/350 (99) -- w/narrow frame approx. 33-1/2" between rails | D3TZ 17906-L | Step type-adapter kit (group 17A958) also required- diamond pattern on step-vertical face smooth-painted | 1 |
| 73/ | F100/250 (83), F100/350 (99) | 355743-S40 | (BB-199)-bolt carriage-9/16"-12 x 1 1/2" | 4 |
| | | ★385397-S2 | Nut-hex. lock-9/16"-12 | 4 |
| 17906 STEP BUMPER KIT (REAR) | | | | |
| 75/76 | E100/350 | D8UZ 17906-A | Painted | 1 |
| 77/ | E100/350 -- exc. w/gas tank mounted aft of rear axle | | | 1 |
| 75/76 | E100/350 | D8UZ 17906-B | Chrome | 1 |
| 77/ | E100/350 -- exc. w/gas tank mounted aft of rear axle | | | 1 |
| 73/ | F100/250 (99) -- w/wide frame approx. 37-1/2" between rails | ★ D3TZ 17906-F Not replaced | Diamond pattern on step and vertical faces-painted argent | 1 |
| 73/77 | F250/350(99)- w/narrow frame approx. 33-1/2" between rails | ★ D3TZ 17906-G Not replaced (5/78) | Diamond pattern on step and vertical faces-painted argent | 1 |
| 17B918 BRACKET (REAR BUMPER MOUNTING INNER) | | | | |
| 73/74 | E100/300 | (RH) ★ C8UZ 17B918-A Not replaced(12/78) | (LH) ★ C8UZ 17B918-B Not replaced(12/78) | 1 |
| 17A954-5 HOOK (FRONT BUMPER TOWING) | | | | |
| 73/77 | B-F500 | DOHZ 17A954-B | 2 mounting holes w/ chamfer | 2 |
| 78/79 | F150 -- 4/W/D "Before Ser. FE0,001" | (RH) D8TZ 17A954-A | (LH) D8TZ 17A955-A | Frame mounted |
| 79 | F150 -- 4/W/D "From Ser. FE0,001" | (RH) D9TZ 17A954-A | (LH) D9TZ 17A955-A | 1 |
| 73/77 | B-F500 | 34981-S4 | (M-89-H)-nut-lock-5/8"-11 | 2 |
| | | 373781-S2(XX-214-A) | washer-flat-5/8" | 4 |
| 17A958 ADAPTER KIT (REAR STEP BUMPER) | | | | |
| 73/ | F100/350 (99) -- exc. F350 w/140" W.B. | D8TZ 17A958-A | | 1 |
| 73/ | F350 (99) -- w/140" W.B. | | Use (2) of D8TZ 17787-C and (1) each of D3TZ 17795-6-C in lieu of arms in kit | 1 |
| 17980 BRACE (FRONT BUMPER TO FRAME) | | | | |
| 78/ | F150(Super Cab) -- 4/W/D | (RH) ★ D8TZ 17980-B | (LH) D8TZ 17980-C | 1 |
| 78/ | F250/350 -- 4/W/D | Not replaced(4/80) | | 1 |

**1973/79
TRUCK SERIES 100/500**

| QTY. | PART NUMBER | DESCRIPTION | QTY. | PART NUMBER | DESCRIPTION |
|------|-------------|-------------|------|-------------|-------------|
|------|-------------|-------------|------|-------------|-------------|

MIRROR KIT COMPONENTS

| | | |
|---------------------|---------------|-------------------------|
| C5TZ 17696-A | | |
| Consists of | | |
| 1 | C4RA 17386-B | Bolt |
| 1 | C4RA 17723-G | Mirror |
| 1 | C4RA 17C687-C | Bracket upper arm |
| 1 | C4RA 17C688-C | Bracket lower arm |
| 1 | 380491-S100 | Bolt-carriage - 1/4"-28 |
| 1 | 380492-S100 | Lockwasher - 1/4" |
| 1 | 380493-S100 | Flatwasher - 1/4" |
| 1 | 380494-S100 | Nut-hex - 1/4"-28 |
| 1 | | Instruction sheet |

| | | |
|---------------------|--------------|--------------------------|
| C6TZ 17696-A | | |
| Consists of | | |
| 1 | C4RA 17682-N | Mirror Assy. |
| 2 | C4TB 17386-A | Bolt |
| 2 | 31498-S36 | Screw-No. 14 - 10 x 5/8" |
| 2 | 34178-S40 | Nut-crown - 1/4" |
| 2 | 34780-S39 | Lockwasher - 1/4" |
| 1 | | Instruction sheet |

| | | |
|---------------------|-------------------|-------------------|
| C8UZ 17696-A | | |
| Consists of | | |
| 1 | D5UB 17682-FB | Mirror assy. |
| 1 | C8UZ 17724-A | Gasket |
| 4 | 55974-S45 or S45X | Screw - oval head |
| 1 | | Instruction sheet |

| | | |
|---------------------|-------------------|-------------------|
| C8UZ 17696-B | | |
| Consists of | | |
| 1 | D5UB 17683-FB | Mirror assy. |
| 1 | C8UZ 17724-A | Gasket |
| 1 | 55974-S45 or S45X | Screw - oval head |
| 1 | | Instruction sheet |

| | | |
|---------------------|----------------|----------------------------------|
| D3TZ 17696-A | | |
| Consists of | | |
| 1 | D3TB 17683-BA | Mirror assy. |
| 1 | C7TB 17724-A | Gasket |
| 1 | D0HZ 17386-A | Bolt-tee - 1/4"-20 x 7/16" |
| 2 | D0AZ 6455180-A | Fastener |
| 1 | 33797-S8 | Nut-hex - 5/16"-18 |
| 2 | 34162-S39 | Nut-crown - 1/4"-20 |
| 4 | 34940-S39 | Washer-tooth - 1/4" |
| 2 | 57032-S40 | Bolt - 1/4"-20 x 1 5/32" |
| 1 | 304718-S2 | Bolt-hex head - 1/4"-20 x 1 1/4" |
| 1 | 372871-S | Washer - 1/4" |
| 1 | | Instruction sheet |

| | | |
|---------------------|----------------|----------------------------------|
| D3TZ 17696-B | | |
| Consists of | | |
| 1 | D6TB 17682-BA | Mirror assy. |
| 1 | C7TB 17724-A | Gasket |
| 1 | D0HZ 17386-A | Bolt-tee - 1/4"-20 x 7/16" |
| 2 | D0AZ 6455180-A | Fastener |
| 1 | 33797-S8 | Nut-hex - 5/16"-18 |
| 2 | 34162-S39 | Nut-crown - 1 1/4"-20 |
| 4 | 34940-S39 | Washer-tooth - 1/4" |
| 2 | 57032-S40 | Bolt - 1/4"-20 x 1 5/32" |
| 1 | 304718-S2 | Bolt-hex head - 1/4"-20 x 1 1/4" |
| 1 | 372871-S | Washer - 1/4" |
| 1 | | Instruction sheet |

| | | |
|---------------------|------------------|----------------------------------|
| D3TZ 17696-C | | |
| Consists of | | |
| 1 | D6TB 17683-CA or | Mirror assy. |
| 1 | D6TB 17683-DA | |
| 1 | D3TB 17C723-AA | Gasket - upper |
| 1 | D3TB 17724-AA | Gasket - lower |
| 4 | D0AZ 6455180-A | Fastener |
| 1 | 33797-S8 | Nut-hex - 5/16"-18 |
| 1 | 34940-S39 | Washer-tooth - 1/4" |
| 4 | 57032-S40 | Bolt - 1/4"-20 x 1 5/32" |
| 1 | 304718-S2 | Bolt-hex head - 1/4"-20 x 1 1/4" |
| 1 | 372871-S | Washer-tooth - 1/4" |
| 1 | | Instruction sheet |

| | | |
|---------------------|----------------|----------------------------------|
| D3TZ 17696-E | | |
| Consists of | | |
| 1 | D6TB 17683-AA | Mirror assy. |
| 1 | D0HZ 17386-A | Bolt-tee - 1/4"-20 x 7/16" |
| 2 | C7TB 17724-A | Gasket |
| 2 | D0AZ 6455180-A | Fastener |
| 1 | 33797-S8 | Nut-hex - 5/16"-18 |
| 2 | 34162-S39 | Nut-crown - 1/4"-20 |
| 4 | 34940-S39 or | Washer-tooth - 1/4" |
| 4 | 372571-S | |
| 2 | 57032-40 | Bolt - 1/4"-20 x 1 5/32" |
| 1 | 304718-S2 | Bolt-hex head - 1/4"-20 x 1 1/4" |
| 1 | | Instruction sheet |

1973/79
TRUCK SERIES 100/500

| QTY. | PART NUMBER | DESCRIPTION | QTY. | PART NUMBER | DESCRIPTION |
|--|-------------|-------------|--|-------------|-------------|
| MIRROR KIT COMPONENTS | | | | | |
| D3TZ 17696-F Consists of 1 D6TB 17682-AA Mirror assy. 2 DOHZ 17386-A Bolt-tee - 1/4"-20 x 7/16" 2 C7TB 17724-A Gasket 2 DOAZ 6455180-A Fastener 1 33797-S8 Nut-hex - 5/16"-18 2 34162-S39 Nut-crown - 1/4"-20 4 34940-S39 or Washer-tooth - 1/4" 1 372571-S 1 304718-S2 Bolt-hex head - 1/4"-20 x 1 1/4" 1 Instruction sheet | | | D3TZ 17696-J Consists of 1 D3TB 17682-KA Mirror assy. 2 33795-S45 Nut-hex - 1/4"-20 2 55613-S39 Bolt & washer assy - 1/4"-20 x 3/4" 1 55914-S40 Bolt-hex head - 1/4"-14 x 3/4" 4 55996-S45X Bolt-pan head - No. 8-18 x 3/8" 1 Instruction sheet | | |
| D3TZ 17696-G Consists of 1 D6HT 17B717-AA Mirror and guard assy. 1 D3TZ 17A732-A Support - upper 1 D3TZ 17A734-A Brace 1 D3TZ 17A736-A Support - lower 3 DOAZ 6455180-A Fastener 1 33797-S8 Nut-hex - 5/16"-18 3 34162-S40 Nut-crown - 1/4"-20 2 34164-S40 Nut-crown - 3/8"-16 3 34781-S40 Washer-lock - 5/16" 2 34827-S40 Washer-lock - 3/8" 1 34940-S39 or Washer-lock - 1/4" 1 372871-S 1 57032-S40 Bolt - 1/4"-20 x 1 5/32" 1 304718-S2 Bolt-hex head - 1/4"-20 x 1 1/4" 2 352665-S40 Bolt-hex head - 1/4"-20 x 1 1/16" 1 373231-S40 or Washer-tooth - 1/4" 1 376668-S 3 383100-S40 Bolt-tee - 1/4"-20 x 5/8" 1 Instruction sheet | | | D3TZ 17696-K Consists of 1 D6TB 17683-EA Mirror assy. 1 C9TZ 17724-A Gasket 2 DOAJ 17C700-A Retainer 1 C9TZ 17B732-A Nut 1 C8SZ 17B733-C Plate 2 382879-S45 Screw-oval hd. - No. 10-14 x 1" 1 Instruction sheet | | |
| D3TZ 17696-H Consists of 1 D6HT 17B717-AA Mirror and guard assy. 1 D3TZ 17A732-B Support-upper 1 D3TZ 17A734-A Brace 1 D3TZ 17A736-A Support-lower 3 DOAZ 6455180-A Fastener 1 33797-S8 Nut-hex - 5/16"-18 3 34162-S40 Nut-crown - 1/4"-20 2 34164-S40 Nut-crown - 3/8"-16 3 34781-S40 Washer-lock - 5/16" 2 34827-S40 Washer-lock - 3/8" 1 34940-S39 or Washer-lock - 1/4" 1 372871-S 1 57032-S40 Bolt - 1/4"-20 x 1 5/32" 1 304718-S2 Bolt-hex head - 1/4"-20 x 1 1/4" 2 352665-S40 Bolt-hex head - 1/4"-20 x 1 1/16" 1 373231-S40 or Washer-tooth - 1/4" 1 376668-S 3 383100-S40 Bolt-tee - 1/4"-20 x 5/8" 1 Instruction sheet | | | D3UZ 17696-A Consists of 1 D3UB 17683-CC or Mirror assy. 1 D3UB 17683-FC 2 C7TB 17724-A Gasket-upper 1 D3UB 17724-AA Gasket-lower 4 DOAZ 6455180-A Fastener 1 33797-S8 Nut-hex - 5/16"-18 1 34940-S39 or Washer-tooth - 1/4" 1 372871-S 4 57032-S40 Bolt - 1/4"-20 x 1 5/32" 1 304718-S2 Bolt-hex head - 1/4"-20 x 1 1/4" 1 Instruction sheet | | |
| D3TZ 17696-I Consists of 1 D6HT 17B717-AA Mirror and guard assy. 1 D3TZ 17A732-C Support-upper 1 D3TZ 17A734-A Brace 1 D3TZ 17A736-A Support-lower 3 DOAZ 6455180-A Fastener 1 33797-S8 Nut-hex - 5/16"-18 3 34162-S40 Nut-crown - 1/4"-20 2 34164-S40 Nut-crown - 3/8"-16 3 34781-S40 Washer-lock - 5/16" 2 34827-S40 Washer-lock - 3/8" 1 34940-S39 or Washer-lock - 1/4" 1 372871-S 1 57032-S40 Bolt - 1/4"-20 x 1 5/32" 1 304718-S2 Bolt-hex head - 1/4"-20 x 1 1/4" 2 352665-S40 Bolt-hex head - 1/4"-20 x 1 1/16" 1 373231-S40 or Washer-tooth - 1/4" 1 376668-S 3 383100-S40 Bolt-tee - 1/4"-20 x 5/8" 1 Instruction sheet | | | D4TZ 17696-A Consists of 1 D6TB 17682-EA Mirror assy. 1 D3TB 17C732-AA Gasket-upper 1 D3TB 17724-AA Gasket-lower 4 DOAZ 6455180-A Fastener 1 33797-S8 Nut-hex - 5/16"-18 1 34940-S39 or Washer-tooth - 1/4" 1 372871-S 4 57032-S40 Bolt - 1/4"-20 x 1 5/32" 1 304718-S2 Bolt-hex head - 1/4"-20 x 1 1/4" 1 Instruction sheet | | |
| D3TZ 17696-L Consists of 1 D6HT 17B717-AA Mirror and guard assy. 1 D3TZ 17A732-D Support-upper 1 D3TZ 17A734-A Brace 1 D3TZ 17A736-A Support-lower 3 DOAZ 6455180-A Fastener 1 33797-S8 Nut-hex - 5/16"-18 3 34162-S40 Nut-crown - 1/4"-20 2 34164-S40 Nut-crown - 3/8"-16 3 34781-S40 Washer-lock - 5/16" 2 34827-S40 Washer-lock - 3/8" 1 34940-S39 or Washer-lock - 1/4" 1 372871-S 1 57032-S40 Bolt - 1/4"-20 x 1 5/32" 1 304718-S2 Bolt-hex head - 1/4"-20 x 1 1/4" 2 352665-S40 Bolt-hex head - 1/4"-20 x 1 1/16" 1 373231-S40 or Washer-tooth - 1/4" 1 376668-S 3 383100-S40 Bolt-tee - 1/4"-20 x 5/8" 1 Instruction sheet | | | D5TZ 17696-A Consists of 1 D5UB 17723-AA Mirror assy. 2 D3UB 17724-AA Gasket-lower 1 D5TZ 17724-A Gasket-upper 1 D5TZ 17A732-A Support-upper 1 D5TZ 17A736-A Support-lower 5 DOAZ 6455180-A Fastener 1 33797-S8 Nut-hex - 5/16"-18 1 34940-S39 or Washer-tooth - 1/4" 1 372871-S 5 57032-S40 Bolt - 1/4"-20 x 1 5/32" 1 304718-S2 Bolt-hex head - 1/4"-20 x 1 1/4" 2 382118-S39 Washer - 3/8" 2 386206-S Washer - 3/8" 1 Instruction sheet | | |

1973/79
TRUCK SERIES 100/500

| QTY. | PART NUMBER | DESCRIPTION | QTY. | PART NUMBER | DESCRIPTION |
|------|-------------|-------------|------|-------------|-------------|
|------|-------------|-------------|------|-------------|-------------|

MIRROR KIT COMPONENTS

| | | | | | | | | | | | | | | | | | | | | | | | | | | | | | | | | | | | | | | | | | | | | | | | | | | | | | | | | | | | | | | | | | | | | | | | | | | | | | | | | | | | |
|---|----------------|----------------------------------|---|---------------|--------------|---|----------------|--------|---|----------------|--------|---|----------------|----------|---|----------|--------------------|---|--------------|---------------------|---|-----------|--------------------|---|--------------|--------------------------|---|-----------|----------------------------------|---|-----------|--------------------------|---|-----------|----------------------------------|---|---------------|-----------------------|---|---------------|--------------|---|--------------|-------------------|---|---------------|---------------|---|---------------|---------------|---|----------------|----------|---|----------------|--------------------|---|---------------|---------------------|---|---------------|---------------------|---|-----------|----------------------------------|---|-----------|----------------------------------|---|------------|------------------------|---|-----------|----------------------------------|---|------------|--------------------------|---|----------|----------------------------|---|--|-------------------|
| <p>D5UZ 17696-A</p> <p>Consists of</p> <table style="width:100%;"> <tr><td>1</td><td>D5UB 17683-BC</td><td>Mirror assy.</td></tr> <tr><td>2</td><td>D3UB 17724-AA</td><td>Gasket</td></tr> <tr><td>1</td><td>D5UB 17724-BA</td><td>Gasket</td></tr> <tr><td>4</td><td>D0AZ 6455180-A</td><td>Fastener</td></tr> <tr><td>1</td><td>33797-S8</td><td>Nut-hex - 5/16"-18</td></tr> <tr><td>1</td><td>34940-S39 or</td><td>Washer-tooth 1/4"</td></tr> <tr><td>1</td><td>372871-S</td><td></td></tr> <tr><td>4</td><td>57032-S40</td><td>Bolt - 1/4"-20 x 1 5/32"</td></tr> <tr><td>1</td><td>304718-S2</td><td>Bolt-hex head - 1/4"-20 x 1 1/4"</td></tr> <tr><td>1</td><td></td><td>Instruction sheet</td></tr> </table> | | | 1 | D5UB 17683-BC | Mirror assy. | 2 | D3UB 17724-AA | Gasket | 1 | D5UB 17724-BA | Gasket | 4 | D0AZ 6455180-A | Fastener | 1 | 33797-S8 | Nut-hex - 5/16"-18 | 1 | 34940-S39 or | Washer-tooth 1/4" | 1 | 372871-S | | 4 | 57032-S40 | Bolt - 1/4"-20 x 1 5/32" | 1 | 304718-S2 | Bolt-hex head - 1/4"-20 x 1 1/4" | 1 | | Instruction sheet | <p>D5UZ 17696-D</p> <p>Consists of</p> <table style="width:100%;"> <tr><td>1</td><td>D5UZ 17723-A</td><td>Mirror assy.</td></tr> <tr><td>2</td><td>D3UB 17724-AA</td><td>Gasket-lower</td></tr> <tr><td>2</td><td>D5UZ 17724-A</td><td>Gasket-upper</td></tr> <tr><td>1</td><td>D5UZ 17C732-B</td><td>Support-upper</td></tr> <tr><td>1</td><td>D5UZ 17C736-B</td><td>Support-lower</td></tr> <tr><td>4</td><td>D0AZ 6455180-A</td><td>Fastener</td></tr> <tr><td>1</td><td>33797-S8</td><td>Nut-hex - 5/16"-18</td></tr> <tr><td>1</td><td>34940-S39 or</td><td>Washer-tooth - 1/4"</td></tr> <tr><td>1</td><td>372871-S</td><td></td></tr> <tr><td>4</td><td>57032-S40</td><td>Bolt - 1/4"-20 x 1 5/32"</td></tr> <tr><td>1</td><td>304718-S2</td><td>Bolt-hex head - 1/4"-20 x 1 1/4"</td></tr> <tr><td>2</td><td>382118-S39</td><td>Washer-steel - 3/8"</td></tr> <tr><td>2</td><td>386206-S</td><td>Washer-plastic - 3/8"</td></tr> <tr><td>1</td><td></td><td>Instruction sheet</td></tr> </table> | | | 1 | D5UZ 17723-A | Mirror assy. | 2 | D3UB 17724-AA | Gasket-lower | 2 | D5UZ 17724-A | Gasket-upper | 1 | D5UZ 17C732-B | Support-upper | 1 | D5UZ 17C736-B | Support-lower | 4 | D0AZ 6455180-A | Fastener | 1 | 33797-S8 | Nut-hex - 5/16"-18 | 1 | 34940-S39 or | Washer-tooth - 1/4" | 1 | 372871-S | | 4 | 57032-S40 | Bolt - 1/4"-20 x 1 5/32" | 1 | 304718-S2 | Bolt-hex head - 1/4"-20 x 1 1/4" | 2 | 382118-S39 | Washer-steel - 3/8" | 2 | 386206-S | Washer-plastic - 3/8" | 1 | | Instruction sheet | | | | | | |
| 1 | D5UB 17683-BC | Mirror assy. | | | | | | | | | | | | | | | | | | | | | | | | | | | | | | | | | | | | | | | | | | | | | | | | | | | | | | | | | | | | | | | | | | | | | | | | | | | | | | | | | |
| 2 | D3UB 17724-AA | Gasket | | | | | | | | | | | | | | | | | | | | | | | | | | | | | | | | | | | | | | | | | | | | | | | | | | | | | | | | | | | | | | | | | | | | | | | | | | | | | | | | | |
| 1 | D5UB 17724-BA | Gasket | | | | | | | | | | | | | | | | | | | | | | | | | | | | | | | | | | | | | | | | | | | | | | | | | | | | | | | | | | | | | | | | | | | | | | | | | | | | | | | | | |
| 4 | D0AZ 6455180-A | Fastener | | | | | | | | | | | | | | | | | | | | | | | | | | | | | | | | | | | | | | | | | | | | | | | | | | | | | | | | | | | | | | | | | | | | | | | | | | | | | | | | | |
| 1 | 33797-S8 | Nut-hex - 5/16"-18 | | | | | | | | | | | | | | | | | | | | | | | | | | | | | | | | | | | | | | | | | | | | | | | | | | | | | | | | | | | | | | | | | | | | | | | | | | | | | | | | | |
| 1 | 34940-S39 or | Washer-tooth 1/4" | | | | | | | | | | | | | | | | | | | | | | | | | | | | | | | | | | | | | | | | | | | | | | | | | | | | | | | | | | | | | | | | | | | | | | | | | | | | | | | | | |
| 1 | 372871-S | | | | | | | | | | | | | | | | | | | | | | | | | | | | | | | | | | | | | | | | | | | | | | | | | | | | | | | | | | | | | | | | | | | | | | | | | | | | | | | | | | |
| 4 | 57032-S40 | Bolt - 1/4"-20 x 1 5/32" | | | | | | | | | | | | | | | | | | | | | | | | | | | | | | | | | | | | | | | | | | | | | | | | | | | | | | | | | | | | | | | | | | | | | | | | | | | | | | | | | |
| 1 | 304718-S2 | Bolt-hex head - 1/4"-20 x 1 1/4" | | | | | | | | | | | | | | | | | | | | | | | | | | | | | | | | | | | | | | | | | | | | | | | | | | | | | | | | | | | | | | | | | | | | | | | | | | | | | | | | | |
| 1 | | Instruction sheet | | | | | | | | | | | | | | | | | | | | | | | | | | | | | | | | | | | | | | | | | | | | | | | | | | | | | | | | | | | | | | | | | | | | | | | | | | | | | | | | | |
| 1 | D5UZ 17723-A | Mirror assy. | | | | | | | | | | | | | | | | | | | | | | | | | | | | | | | | | | | | | | | | | | | | | | | | | | | | | | | | | | | | | | | | | | | | | | | | | | | | | | | | | |
| 2 | D3UB 17724-AA | Gasket-lower | | | | | | | | | | | | | | | | | | | | | | | | | | | | | | | | | | | | | | | | | | | | | | | | | | | | | | | | | | | | | | | | | | | | | | | | | | | | | | | | | |
| 2 | D5UZ 17724-A | Gasket-upper | | | | | | | | | | | | | | | | | | | | | | | | | | | | | | | | | | | | | | | | | | | | | | | | | | | | | | | | | | | | | | | | | | | | | | | | | | | | | | | | | |
| 1 | D5UZ 17C732-B | Support-upper | | | | | | | | | | | | | | | | | | | | | | | | | | | | | | | | | | | | | | | | | | | | | | | | | | | | | | | | | | | | | | | | | | | | | | | | | | | | | | | | | |
| 1 | D5UZ 17C736-B | Support-lower | | | | | | | | | | | | | | | | | | | | | | | | | | | | | | | | | | | | | | | | | | | | | | | | | | | | | | | | | | | | | | | | | | | | | | | | | | | | | | | | | |
| 4 | D0AZ 6455180-A | Fastener | | | | | | | | | | | | | | | | | | | | | | | | | | | | | | | | | | | | | | | | | | | | | | | | | | | | | | | | | | | | | | | | | | | | | | | | | | | | | | | | | |
| 1 | 33797-S8 | Nut-hex - 5/16"-18 | | | | | | | | | | | | | | | | | | | | | | | | | | | | | | | | | | | | | | | | | | | | | | | | | | | | | | | | | | | | | | | | | | | | | | | | | | | | | | | | | |
| 1 | 34940-S39 or | Washer-tooth - 1/4" | | | | | | | | | | | | | | | | | | | | | | | | | | | | | | | | | | | | | | | | | | | | | | | | | | | | | | | | | | | | | | | | | | | | | | | | | | | | | | | | | |
| 1 | 372871-S | | | | | | | | | | | | | | | | | | | | | | | | | | | | | | | | | | | | | | | | | | | | | | | | | | | | | | | | | | | | | | | | | | | | | | | | | | | | | | | | | | |
| 4 | 57032-S40 | Bolt - 1/4"-20 x 1 5/32" | | | | | | | | | | | | | | | | | | | | | | | | | | | | | | | | | | | | | | | | | | | | | | | | | | | | | | | | | | | | | | | | | | | | | | | | | | | | | | | | | |
| 1 | 304718-S2 | Bolt-hex head - 1/4"-20 x 1 1/4" | | | | | | | | | | | | | | | | | | | | | | | | | | | | | | | | | | | | | | | | | | | | | | | | | | | | | | | | | | | | | | | | | | | | | | | | | | | | | | | | | |
| 2 | 382118-S39 | Washer-steel - 3/8" | | | | | | | | | | | | | | | | | | | | | | | | | | | | | | | | | | | | | | | | | | | | | | | | | | | | | | | | | | | | | | | | | | | | | | | | | | | | | | | | | |
| 2 | 386206-S | Washer-plastic - 3/8" | | | | | | | | | | | | | | | | | | | | | | | | | | | | | | | | | | | | | | | | | | | | | | | | | | | | | | | | | | | | | | | | | | | | | | | | | | | | | | | | | |
| 1 | | Instruction sheet | | | | | | | | | | | | | | | | | | | | | | | | | | | | | | | | | | | | | | | | | | | | | | | | | | | | | | | | | | | | | | | | | | | | | | | | | | | | | | | | | |
| <p>D5UZ 17696-B</p> <p>Consists of</p> <table style="width:100%;"> <tr><td>1</td><td>D5UB 17682-CC</td><td>Mirror assy.</td></tr> <tr><td>1</td><td>D5UB 17724-AA</td><td>Gasket</td></tr> <tr><td>1</td><td>D5UB 17C724-AA</td><td>Gasket</td></tr> <tr><td>2</td><td>D0AZ 6455180-A</td><td>Fastener</td></tr> <tr><td>4</td><td>33797-S8</td><td>Nut-hex - 5/16"-18</td></tr> <tr><td>2</td><td>34162-S39</td><td>Nut-crown - 1/4"-20</td></tr> <tr><td>2</td><td>34780-S39</td><td>Washer-lock - 1/4"</td></tr> <tr><td>1</td><td>34940-S39 or</td><td>Washer-tooth - 1/4"</td></tr> <tr><td>1</td><td>372871-S</td><td></td></tr> <tr><td>2</td><td>57032-S40</td><td>Bolt - 1/4"-20 x 1 5/32"</td></tr> <tr><td>1</td><td>304718-S2</td><td>Bolt-hex head - 1/4"-20 x 1 1/4"</td></tr> <tr><td>2</td><td>383100-S39 or</td><td>Bolt - 1/4"-20 x 5/8"</td></tr> <tr><td>2</td><td>383100-S40</td><td></td></tr> <tr><td>1</td><td></td><td>Instruction sheet</td></tr> </table> | | | 1 | D5UB 17682-CC | Mirror assy. | 1 | D5UB 17724-AA | Gasket | 1 | D5UB 17C724-AA | Gasket | 2 | D0AZ 6455180-A | Fastener | 4 | 33797-S8 | Nut-hex - 5/16"-18 | 2 | 34162-S39 | Nut-crown - 1/4"-20 | 2 | 34780-S39 | Washer-lock - 1/4" | 1 | 34940-S39 or | Washer-tooth - 1/4" | 1 | 372871-S | | 2 | 57032-S40 | Bolt - 1/4"-20 x 1 5/32" | 1 | 304718-S2 | Bolt-hex head - 1/4"-20 x 1 1/4" | 2 | 383100-S39 or | Bolt - 1/4"-20 x 5/8" | 2 | 383100-S40 | | 1 | | Instruction sheet | <p>D6TZ 17696-A</p> <p>Consists of</p> <table style="width:100%;"> <tr><td>1</td><td>D6TJ 17682-AB</td><td>Mirror assy.</td></tr> <tr><td>2</td><td>D6TJ 17C723-AA</td><td>Gasket</td></tr> <tr><td>4</td><td>D0AZ 6455180-A</td><td>Fastener</td></tr> <tr><td>1</td><td>33797-S8</td><td>Nut-hex - 5/16"-18</td></tr> <tr><td>1</td><td>34940-S39</td><td>Washer-tooth - 1/4"</td></tr> <tr><td>5</td><td>304718-S2</td><td>Bolt-hex head - 1/4"-20 x 1 1/4"</td></tr> <tr><td>1</td><td></td><td>Instruction sheet</td></tr> </table> | | | 1 | D6TJ 17682-AB | Mirror assy. | 2 | D6TJ 17C723-AA | Gasket | 4 | D0AZ 6455180-A | Fastener | 1 | 33797-S8 | Nut-hex - 5/16"-18 | 1 | 34940-S39 | Washer-tooth - 1/4" | 5 | 304718-S2 | Bolt-hex head - 1/4"-20 x 1 1/4" | 1 | | Instruction sheet | | | | | | | | | | | | | | | |
| 1 | D5UB 17682-CC | Mirror assy. | | | | | | | | | | | | | | | | | | | | | | | | | | | | | | | | | | | | | | | | | | | | | | | | | | | | | | | | | | | | | | | | | | | | | | | | | | | | | | | | | |
| 1 | D5UB 17724-AA | Gasket | | | | | | | | | | | | | | | | | | | | | | | | | | | | | | | | | | | | | | | | | | | | | | | | | | | | | | | | | | | | | | | | | | | | | | | | | | | | | | | | | |
| 1 | D5UB 17C724-AA | Gasket | | | | | | | | | | | | | | | | | | | | | | | | | | | | | | | | | | | | | | | | | | | | | | | | | | | | | | | | | | | | | | | | | | | | | | | | | | | | | | | | | |
| 2 | D0AZ 6455180-A | Fastener | | | | | | | | | | | | | | | | | | | | | | | | | | | | | | | | | | | | | | | | | | | | | | | | | | | | | | | | | | | | | | | | | | | | | | | | | | | | | | | | | |
| 4 | 33797-S8 | Nut-hex - 5/16"-18 | | | | | | | | | | | | | | | | | | | | | | | | | | | | | | | | | | | | | | | | | | | | | | | | | | | | | | | | | | | | | | | | | | | | | | | | | | | | | | | | | |
| 2 | 34162-S39 | Nut-crown - 1/4"-20 | | | | | | | | | | | | | | | | | | | | | | | | | | | | | | | | | | | | | | | | | | | | | | | | | | | | | | | | | | | | | | | | | | | | | | | | | | | | | | | | | |
| 2 | 34780-S39 | Washer-lock - 1/4" | | | | | | | | | | | | | | | | | | | | | | | | | | | | | | | | | | | | | | | | | | | | | | | | | | | | | | | | | | | | | | | | | | | | | | | | | | | | | | | | | |
| 1 | 34940-S39 or | Washer-tooth - 1/4" | | | | | | | | | | | | | | | | | | | | | | | | | | | | | | | | | | | | | | | | | | | | | | | | | | | | | | | | | | | | | | | | | | | | | | | | | | | | | | | | | |
| 1 | 372871-S | | | | | | | | | | | | | | | | | | | | | | | | | | | | | | | | | | | | | | | | | | | | | | | | | | | | | | | | | | | | | | | | | | | | | | | | | | | | | | | | | | |
| 2 | 57032-S40 | Bolt - 1/4"-20 x 1 5/32" | | | | | | | | | | | | | | | | | | | | | | | | | | | | | | | | | | | | | | | | | | | | | | | | | | | | | | | | | | | | | | | | | | | | | | | | | | | | | | | | | |
| 1 | 304718-S2 | Bolt-hex head - 1/4"-20 x 1 1/4" | | | | | | | | | | | | | | | | | | | | | | | | | | | | | | | | | | | | | | | | | | | | | | | | | | | | | | | | | | | | | | | | | | | | | | | | | | | | | | | | | |
| 2 | 383100-S39 or | Bolt - 1/4"-20 x 5/8" | | | | | | | | | | | | | | | | | | | | | | | | | | | | | | | | | | | | | | | | | | | | | | | | | | | | | | | | | | | | | | | | | | | | | | | | | | | | | | | | | |
| 2 | 383100-S40 | | | | | | | | | | | | | | | | | | | | | | | | | | | | | | | | | | | | | | | | | | | | | | | | | | | | | | | | | | | | | | | | | | | | | | | | | | | | | | | | | | |
| 1 | | Instruction sheet | | | | | | | | | | | | | | | | | | | | | | | | | | | | | | | | | | | | | | | | | | | | | | | | | | | | | | | | | | | | | | | | | | | | | | | | | | | | | | | | | |
| 1 | D6TJ 17682-AB | Mirror assy. | | | | | | | | | | | | | | | | | | | | | | | | | | | | | | | | | | | | | | | | | | | | | | | | | | | | | | | | | | | | | | | | | | | | | | | | | | | | | | | | | |
| 2 | D6TJ 17C723-AA | Gasket | | | | | | | | | | | | | | | | | | | | | | | | | | | | | | | | | | | | | | | | | | | | | | | | | | | | | | | | | | | | | | | | | | | | | | | | | | | | | | | | | |
| 4 | D0AZ 6455180-A | Fastener | | | | | | | | | | | | | | | | | | | | | | | | | | | | | | | | | | | | | | | | | | | | | | | | | | | | | | | | | | | | | | | | | | | | | | | | | | | | | | | | | |
| 1 | 33797-S8 | Nut-hex - 5/16"-18 | | | | | | | | | | | | | | | | | | | | | | | | | | | | | | | | | | | | | | | | | | | | | | | | | | | | | | | | | | | | | | | | | | | | | | | | | | | | | | | | | |
| 1 | 34940-S39 | Washer-tooth - 1/4" | | | | | | | | | | | | | | | | | | | | | | | | | | | | | | | | | | | | | | | | | | | | | | | | | | | | | | | | | | | | | | | | | | | | | | | | | | | | | | | | | |
| 5 | 304718-S2 | Bolt-hex head - 1/4"-20 x 1 1/4" | | | | | | | | | | | | | | | | | | | | | | | | | | | | | | | | | | | | | | | | | | | | | | | | | | | | | | | | | | | | | | | | | | | | | | | | | | | | | | | | | |
| 1 | | Instruction sheet | | | | | | | | | | | | | | | | | | | | | | | | | | | | | | | | | | | | | | | | | | | | | | | | | | | | | | | | | | | | | | | | | | | | | | | | | | | | | | | | | |
| <p>D5UZ 17696-C</p> <p>Consists of</p> <table style="width:100%;"> <tr><td>1</td><td>D5UB 17683-CC</td><td>Mirror assy.</td></tr> <tr><td>1</td><td>D5UB 17C723-AA</td><td>Gasket</td></tr> <tr><td>1</td><td>D5UB 17724-AA</td><td>Gasket</td></tr> <tr><td>2</td><td>D0AZ 6455180-A</td><td>Fastener</td></tr> <tr><td>4</td><td>33797-S8</td><td>Nut-hex - 5/16"-18</td></tr> <tr><td>2</td><td>34162-S39</td><td>Nut-crown - 1/4"-20</td></tr> <tr><td>2</td><td>34780-S39</td><td>Washer-lock - 1/4"</td></tr> <tr><td>1</td><td>34940-S39 or</td><td>Washer-tooth - 1/4"</td></tr> <tr><td>1</td><td>372871-S</td><td></td></tr> <tr><td>2</td><td>57032-S40</td><td>Bolt - 1/4"-20 x 1 5/32"</td></tr> <tr><td>1</td><td>304718-S2</td><td>Bolt-hex head - 1/4"-20 x 1 1/4"</td></tr> <tr><td>2</td><td>383100-S39 or</td><td>Bolt - 1/4"-20 x 5/8"</td></tr> <tr><td>2</td><td>383100-S40</td><td></td></tr> <tr><td>1</td><td></td><td>Instruction sheet</td></tr> </table> | | | 1 | D5UB 17683-CC | Mirror assy. | 1 | D5UB 17C723-AA | Gasket | 1 | D5UB 17724-AA | Gasket | 2 | D0AZ 6455180-A | Fastener | 4 | 33797-S8 | Nut-hex - 5/16"-18 | 2 | 34162-S39 | Nut-crown - 1/4"-20 | 2 | 34780-S39 | Washer-lock - 1/4" | 1 | 34940-S39 or | Washer-tooth - 1/4" | 1 | 372871-S | | 2 | 57032-S40 | Bolt - 1/4"-20 x 1 5/32" | 1 | 304718-S2 | Bolt-hex head - 1/4"-20 x 1 1/4" | 2 | 383100-S39 or | Bolt - 1/4"-20 x 5/8" | 2 | 383100-S40 | | 1 | | Instruction sheet | <p>D7UZ 17696-A</p> <p>Consists of</p> <table style="width:100%;"> <tr><td>1</td><td>D5TZ 17723-A</td><td>Mirror assy.</td></tr> <tr><td>1</td><td>D3UB 17724-AA</td><td>Gasket</td></tr> <tr><td>1</td><td>D5UZ 17724-A</td><td>Gasket</td></tr> <tr><td>1</td><td>D5UZ 17A732-A</td><td>Support-upper</td></tr> <tr><td>1</td><td>D5UZ 17A736-A</td><td>Support-lower</td></tr> <tr><td>1</td><td>33797-S8</td><td>Nut-hex - 5/16"-18</td></tr> <tr><td>1</td><td>34940-S8</td><td>Washer-tooth - 1/4"</td></tr> <tr><td>4</td><td>57032-S40</td><td>Bolt-1/4"-20 x 1 5/32"</td></tr> <tr><td>1</td><td>304718-S2</td><td>Bolt-hex head - 1/4"-20 x 1 1/4"</td></tr> <tr><td>2</td><td>382118-S39</td><td>Washer-flat-steel - 3/8"</td></tr> <tr><td>2</td><td>386206-S</td><td>Washer-flat-plastic - 3/8"</td></tr> <tr><td>1</td><td></td><td>Instruction sheet</td></tr> </table> | | | 1 | D5TZ 17723-A | Mirror assy. | 1 | D3UB 17724-AA | Gasket | 1 | D5UZ 17724-A | Gasket | 1 | D5UZ 17A732-A | Support-upper | 1 | D5UZ 17A736-A | Support-lower | 1 | 33797-S8 | Nut-hex - 5/16"-18 | 1 | 34940-S8 | Washer-tooth - 1/4" | 4 | 57032-S40 | Bolt-1/4"-20 x 1 5/32" | 1 | 304718-S2 | Bolt-hex head - 1/4"-20 x 1 1/4" | 2 | 382118-S39 | Washer-flat-steel - 3/8" | 2 | 386206-S | Washer-flat-plastic - 3/8" | 1 | | Instruction sheet |
| 1 | D5UB 17683-CC | Mirror assy. | | | | | | | | | | | | | | | | | | | | | | | | | | | | | | | | | | | | | | | | | | | | | | | | | | | | | | | | | | | | | | | | | | | | | | | | | | | | | | | | | |
| 1 | D5UB 17C723-AA | Gasket | | | | | | | | | | | | | | | | | | | | | | | | | | | | | | | | | | | | | | | | | | | | | | | | | | | | | | | | | | | | | | | | | | | | | | | | | | | | | | | | | |
| 1 | D5UB 17724-AA | Gasket | | | | | | | | | | | | | | | | | | | | | | | | | | | | | | | | | | | | | | | | | | | | | | | | | | | | | | | | | | | | | | | | | | | | | | | | | | | | | | | | | |
| 2 | D0AZ 6455180-A | Fastener | | | | | | | | | | | | | | | | | | | | | | | | | | | | | | | | | | | | | | | | | | | | | | | | | | | | | | | | | | | | | | | | | | | | | | | | | | | | | | | | | |
| 4 | 33797-S8 | Nut-hex - 5/16"-18 | | | | | | | | | | | | | | | | | | | | | | | | | | | | | | | | | | | | | | | | | | | | | | | | | | | | | | | | | | | | | | | | | | | | | | | | | | | | | | | | | |
| 2 | 34162-S39 | Nut-crown - 1/4"-20 | | | | | | | | | | | | | | | | | | | | | | | | | | | | | | | | | | | | | | | | | | | | | | | | | | | | | | | | | | | | | | | | | | | | | | | | | | | | | | | | | |
| 2 | 34780-S39 | Washer-lock - 1/4" | | | | | | | | | | | | | | | | | | | | | | | | | | | | | | | | | | | | | | | | | | | | | | | | | | | | | | | | | | | | | | | | | | | | | | | | | | | | | | | | | |
| 1 | 34940-S39 or | Washer-tooth - 1/4" | | | | | | | | | | | | | | | | | | | | | | | | | | | | | | | | | | | | | | | | | | | | | | | | | | | | | | | | | | | | | | | | | | | | | | | | | | | | | | | | | |
| 1 | 372871-S | | | | | | | | | | | | | | | | | | | | | | | | | | | | | | | | | | | | | | | | | | | | | | | | | | | | | | | | | | | | | | | | | | | | | | | | | | | | | | | | | | |
| 2 | 57032-S40 | Bolt - 1/4"-20 x 1 5/32" | | | | | | | | | | | | | | | | | | | | | | | | | | | | | | | | | | | | | | | | | | | | | | | | | | | | | | | | | | | | | | | | | | | | | | | | | | | | | | | | | |
| 1 | 304718-S2 | Bolt-hex head - 1/4"-20 x 1 1/4" | | | | | | | | | | | | | | | | | | | | | | | | | | | | | | | | | | | | | | | | | | | | | | | | | | | | | | | | | | | | | | | | | | | | | | | | | | | | | | | | | |
| 2 | 383100-S39 or | Bolt - 1/4"-20 x 5/8" | | | | | | | | | | | | | | | | | | | | | | | | | | | | | | | | | | | | | | | | | | | | | | | | | | | | | | | | | | | | | | | | | | | | | | | | | | | | | | | | | |
| 2 | 383100-S40 | | | | | | | | | | | | | | | | | | | | | | | | | | | | | | | | | | | | | | | | | | | | | | | | | | | | | | | | | | | | | | | | | | | | | | | | | | | | | | | | | | |
| 1 | | Instruction sheet | | | | | | | | | | | | | | | | | | | | | | | | | | | | | | | | | | | | | | | | | | | | | | | | | | | | | | | | | | | | | | | | | | | | | | | | | | | | | | | | | |
| 1 | D5TZ 17723-A | Mirror assy. | | | | | | | | | | | | | | | | | | | | | | | | | | | | | | | | | | | | | | | | | | | | | | | | | | | | | | | | | | | | | | | | | | | | | | | | | | | | | | | | | |
| 1 | D3UB 17724-AA | Gasket | | | | | | | | | | | | | | | | | | | | | | | | | | | | | | | | | | | | | | | | | | | | | | | | | | | | | | | | | | | | | | | | | | | | | | | | | | | | | | | | | |
| 1 | D5UZ 17724-A | Gasket | | | | | | | | | | | | | | | | | | | | | | | | | | | | | | | | | | | | | | | | | | | | | | | | | | | | | | | | | | | | | | | | | | | | | | | | | | | | | | | | | |
| 1 | D5UZ 17A732-A | Support-upper | | | | | | | | | | | | | | | | | | | | | | | | | | | | | | | | | | | | | | | | | | | | | | | | | | | | | | | | | | | | | | | | | | | | | | | | | | | | | | | | | |
| 1 | D5UZ 17A736-A | Support-lower | | | | | | | | | | | | | | | | | | | | | | | | | | | | | | | | | | | | | | | | | | | | | | | | | | | | | | | | | | | | | | | | | | | | | | | | | | | | | | | | | |
| 1 | 33797-S8 | Nut-hex - 5/16"-18 | | | | | | | | | | | | | | | | | | | | | | | | | | | | | | | | | | | | | | | | | | | | | | | | | | | | | | | | | | | | | | | | | | | | | | | | | | | | | | | | | |
| 1 | 34940-S8 | Washer-tooth - 1/4" | | | | | | | | | | | | | | | | | | | | | | | | | | | | | | | | | | | | | | | | | | | | | | | | | | | | | | | | | | | | | | | | | | | | | | | | | | | | | | | | | |
| 4 | 57032-S40 | Bolt-1/4"-20 x 1 5/32" | | | | | | | | | | | | | | | | | | | | | | | | | | | | | | | | | | | | | | | | | | | | | | | | | | | | | | | | | | | | | | | | | | | | | | | | | | | | | | | | | |
| 1 | 304718-S2 | Bolt-hex head - 1/4"-20 x 1 1/4" | | | | | | | | | | | | | | | | | | | | | | | | | | | | | | | | | | | | | | | | | | | | | | | | | | | | | | | | | | | | | | | | | | | | | | | | | | | | | | | | | |
| 2 | 382118-S39 | Washer-flat-steel - 3/8" | | | | | | | | | | | | | | | | | | | | | | | | | | | | | | | | | | | | | | | | | | | | | | | | | | | | | | | | | | | | | | | | | | | | | | | | | | | | | | | | | |
| 2 | 386206-S | Washer-flat-plastic - 3/8" | | | | | | | | | | | | | | | | | | | | | | | | | | | | | | | | | | | | | | | | | | | | | | | | | | | | | | | | | | | | | | | | | | | | | | | | | | | | | | | | | |
| 1 | | Instruction sheet | | | | | | | | | | | | | | | | | | | | | | | | | | | | | | | | | | | | | | | | | | | | | | | | | | | | | | | | | | | | | | | | | | | | | | | | | | | | | | | | | |

**1973/79
TRUCK SERIES 100/500**

| YEAR | MODEL/RESTRICTIONS | PART NUMBER | DESCRIPTION | QTY. |
|---|--|-------------------|--|------|
| 18033 STUD and WASHER ASSY. (FRONT SHOCK ABSORBER TO AXLE) | | | | |
| 73/ | F100 -- 4/W/D | C6TZ 18033-A | | 2 |
| 18035 BRACKET (SHOCK ABSORBER UPPER) - Also refer to group 18183-4 | | | | |
| 73/76 | P350/400 | B9TT 18035-B | Front | 2 |
| | | B9TT 18035-A | Rear | 2 |
| 18036 STUD (FRONT SHOCK ABSORBER MOUNTING LOWER) | | | | |
| 73/77 | B-F500 | DOHZ 18036-A | | 2 |
| 73/76 | P350/400 | TRAA 18036-A | | 2 |
| 73/76 | P350/400 | 33846-S8 | (M-69)-nut-1/2"-20 | 2 |
| | | 34809-S8 | (X-68)-lockwasher-1/2" | 2 |
| | | 34449-S7-8 | (M-85)-nut-1/2"-20 | 2 |
| 18041 WASHER (FRONT SHOCK ABSORBER INSULATOR-OUTER) | | | | |
| 77 | F250 -- 4/W/D-with part time transfer case | D7TZ 18041-A | As listed in T.S.B. No. 134 dated 5/9/77, article 1845 | 1 |
| 18A045 BRACKET (REAR SHOCK ABSORBER TO FRAME)-Also refer to groups-18132-3 and 18192 | | | | |
| 73/77 | B-F500 | C1TT 18A045-A | Upper | 2 |
| | | ★58655-S2 | Bolt-hex. head-7/16"-14 x 1 1/2" | 4 |
| | | 34988-S4 | (M-89-D)-nut-7/16"-14 | 4 |
| | | 351521-S | (XX-237)-washer-flat-7/16" | 2 |
| | | 380079-S2 | (XX-173-C)-washer-flat-7/16" | 8 |
| 18A065 WASHER (FRONT SHOCK ABSORBER) | | | | |
| 73/ | F100 -- 4/W/D,B-F500,P400/500 | C1TT 18A065-A | | 2 |
| 18073 WASHER (FRONT SHOCK ABSORBER) | | | | |
| 73/77 | P350/500 | 7RC 18073 | | 4 |
| 18112-3 BRACKET ASSY. (FRONT SHOCK ABSORBER LOWER)-Also refer to groups 18126-7 | | | | |
| 73/77 | P350/500 | (RH) C3TZ 18112-C | (LH) C3TZ 18113-C | 1 |
| 78/79 | F150 -- 4/W/D | (RH) D8TZ 18112-A | (LH) D8TZ 18113-A | 1 |

18124-5 SHOCK ABSORBER KIT (FRONT or REAR)

IDENTIFICATION CHART

The production number is stamped on the barrel of each shock absorber as an identification marking. The following chart will provide quick identification of the service kit number when the identification marking is known. Also shock absorber kits may be selected by model, year and description in the application chart which follows. Shock absorber kits include insulators, bolts, nuts and washers.

- Canadian dealers are to order shock absorbers by the Motorcraft number in those instances where both the Ford service and Motorcraft numbers are listed

| IDENTIFICATION | PART NUMBER | | IDENTIFICATION | PART NUMBER | |
|----------------|--------------|------------|----------------|--------------|------------|
| | SERVICE KIT | MOTORCRAFT | | SERVICE KIT | MOTORCRAFT |
| D2TA 18045-AAA | B7J 18124-A | | D7TA 18045-DA | D7TZ 18124-E | |
| D2TF 18045-BB | D2TZ 18124-C | | D7TA 18045-LA | D3TZ 18124-C | |
| D2TF 18045-KA | D1TZ 18124-C | | D7TA 18045-KA | D7TZ 18124-B | |
| D2UF 18045-BA | D1UZ 18124-B | | D7TA 18045-RA | D7TZ 18124-D | |
| D3TF 18045-BA | D3TZ 18124-B | | D7TA 18045-SA | D4TZ 18124-F | |
| D3TF 18045-CA | D3TZ 18124-C | | D7UA 18045-EA | D7UZ 18124-A | |
| D4TF 18045-AA | D4TZ 18124-J | | D7UA 18045-GA | D5UZ 18124-D | |
| D4TF 18045-BA | D4TZ 18124-B | | D7UA 18045-HA | D5UZ 18124-C | |
| D4TF 18045-EA | D4TZ 18124-H | | D7UA 18045-JA | D5UZ 18124-B | |
| D4TF 18045-CA | D4TZ 18124-C | | D7TC 18045-AA | D7TZ 18124-A | |
| D5UF 18045-CC | D5UZ 18124-C | | D7TC 18045-BA | D7TZ 18124-B | |
| D5UF 18045-DC | D5UZ 18124-D | | D7TC 18045-AB | D7TZ 18124-A | |
| D5UF 18045-EB | D5UZ 18124-B | | D7TC 18045-BB | D7TZ 18124-B | |
| D6TF 18045-FA | D3TZ 18124-C | | D7TC 18045-CA | D7TZ 18124-C | |
| D7HT 18045-GA | D1TZ 18124-D | | D7TC 18045-EA | D7TZ 18124-E | |
| D7HT 18045-HA | D3TZ 18124-B | | D7TC 18045-EB | D7TZ 18124-E | |
| | | | D7TC 18045-FB | D3TZ 18124-C | |

1973/79
TRUCK SERIES 100/500

| IDENTIFICATION | PART NUMBER | | IDENTIFICATION | PART NUMBER | |
|----------------|---------------|------------|----------------|---------------|------------|
| | SERVICE KIT | MOTORCRAFT | | SERVICE KIT | MOTORCRAFT |
| D7TC 18045-DA | D7TZ 18124-D | | D3TF 18080-GB | D3TZ 18125-G | |
| D7TC 18045-DB | D7TZ 18124-D | | D4TF 18080-AA | D4TZ 18125-A | |
| D7UC 18045-AA | D7UZ 18124-C | | D5UF 18080-EA | D5UZ 18125-B | |
| D7UC 18045-BA | D7UZ 18124-B | | D5UF 18080-AB | D5UZ 18125-A | |
| D7UF 18045-AA | D7UZ 18124-A | | D5UF 18080-CB | D5UZ 18125-C | |
| D8TA 18045-AA | D8TZ 18124-B | | D5UF 18080-DB | D5UZ 18125-D | |
| D8TA 18045-BA | D8TZ 18124-C | | D7HA 18080-AA | D7HZ 18125-A | |
| D8TA 18045-NA | D8UZ 18124-A | | D7HT 18080-BA | D1TZ 18125-F | |
| D8TA 18045-RA | D8TZ 18124-G | | D7HT 18080-CA | D3TZ 18125-D | |
| D8TA 18045-SA | D7TZ 18124-A | | D7TA 18080-HA | D2TZ 18125-BA | |
| D8TA 18045-TA | D7TZ 18124-D | | D7TA 18080-JA | D3TZ 18125-H | |
| D8TA 18045-UA | D8UZ 18124-B | | D7TA 18080-KA | D3TZ 18125-G | |
| D9TA 18045-FA | D9TZ 18124-A | | D7TA 18080-LA | D7TZ 18125-B | |
| D9TA 18045-HA | D9UZ 18124-A | | D7TA 18080-NA | D3TZ 18125-B | |
| D9TA 18045-JA | D9UZ 18124-B | | D7TA 18080-MA | D6TZ 18125-B | |
| D9TC 18045-AA | D9UZ 18124-C | | D7TC 18080-AA | D7TZ 18125-A | |
| D2TF 18080-AB | D2TZ 18125-BA | | D7TC 18080-BA | D7TZ 18125-B | |
| D2TF 18080-EA | D3TZ 18125-G | | D7UA 18080-DA | D6UZ 18125-A | |
| D2TF 18080-HA | D1TZ 18125-E | | D7UA 18080-EA | D5UZ 18125-C | |
| D2UF 18080-AA | D1UZ 18125-C | | D7UA 18080-FA | D5UZ 18125-D | |
| D2UF 18080-CA | D1UZ 18125-A | | D7UA 18080-GA | D5UZ 18125-B | |
| D3TF 18080-BA | D3TZ 18125-B | | D7UC 18080-BA | D7UZ 18125-B | |
| D3TF 18080-DA | D3TZ 18125-D | | D8TA 18080-LA | D8TZ 18125-E | |
| D3TF 18080-EA | D3TZ 18125-H | | D8TA 18080-MA | D8UZ 18125-A | |
| D3TF 18080-EB | D3TZ 18125-H | | D8TA 18080-NA | D7TZ 18125-A | |
| D3TF 18080-FA | D3TZ 18125-J | | D8TA 18080-SA | D8UZ 18125-B | |
| D3TF 18080-FB | D3TZ 18125-J | | D9TA 18080-AA | D9UZ 18125-A | |
| D3TF 18080-GA | D3TZ 18125-G | | D9TA 18080-BA | D9UZ 18125-B | |
| | | | D9TC 18080-AA | D9UZ 18125-C | |

| YEAR | MODEL/RESTRICTIONS | PART NUMBER | DESCRIPTION | QTY. |
|-------|---|-------------|-------------|------|
| 18124 | SHOCK ABSORBER KIT (FRONT) | | | |
| | ● Canadian dealers are to order shock absorbers by the Motorcraft number in those instances where both the Ford service and Motorcraft numbers are listed | | | |

APPLICATION CHART

B SERIES

| | | | | |
|-------|------|---------------|----------------------------------|---|
| 73/77 | B500 | D1TZ 18124-D | Regular | 2 |
| 73/74 | B500 | C4TZ 18124-AB | *AX-269-A Sure Tracker Extra H/D | 2 |

E SERIES

| | | | | |
|-------|---|--------------|---------|---|
| 73/74 | E100/300 -- exc. Cutaway Cab | D1UZ 18124-B | Regular | |
| | | D1UZ 18124-A | H/D | 2 |
| 73/74 | E100/300 -- Cutaway Cab | D1UZ 18124-A | Regular | 2 |
| 75/79 | E100/150 "Before Ser. EC0,001" | D7UZ 18124-B | Regular | 2 |
| 79 | E100/150 "From Ser. No. EC0,001" | D9UZ 18124-C | Regular | 2 |
| 75/ | E100/150 (w/o Spl. Handling Package) | D5UZ 18124-B | H/D | 2 |
| 78/ | E100/150 -- Spl. Handling Package | D8UZ 18124-A | Regular | 2 |
| 75 | E250 -- Vans and Super Vans | D5UZ 18124-C | Regular | 2 |
| | | D5UZ 18124-D | H/D | 2 |
| 76 | E250 -- Club Wagon or Super Wagon | D9UZ 18124-A | Regular | 2 |
| 75/ | E350 | D5UZ 18124-D | Regular | 2 |
| 77/ | E250/350 Cutaway cab | D7UZ 18124-A | Regular | 2 |
| 78/79 | E250/350 -- Club Wagon or Super Wagon "Before Ser. No. DJ0,001" | D8UZ 18124-A | H/D | 2 |
| 79 | E250 -- Club Wagon or Super Wagon "From Ser. No. DJ0,001" | D9UZ 18124-B | H/D | 2 |
| 79 | E350 -- Super Wagon "From Ser. No. DJ0,001" | D9UZ 18124-B | Regular | 2 |

1973/79
TRUCK SERIES 100/500

| YEAR | MODEL/RESTRICTIONS | PART NUMBER | DESCRIPTION | QTY. |
|--|---|---------------|------------------------------------|------|
| 18124 SHOCK ABSORBER KIT (FRONT) — Cont'd | | | | |
| E SERIES | | | | |
| 73/74 | E100/200 | C9UZ 18124-A | *AW-154 Sure Tracker H/D | 2 |
| 75/79 | E100/150 | D5UZ 18124-J | *AW-111 Sure Tracker H/D | 2 |
| 73/74 | E100/300 | C9UZ 18124-B | *AX-145-A Sure Tracker Extra H/D | 2 |
| 75/79 | E100/150 | D5UZ 18124-K | *AX-275-A Sure Tracker Extra H/D | 2 |
| 75/78 | E250 -- Exc. H/D Suspension | D5UZ 18124-L | *AX-276-A Sure Tracker Extra H/D | 2 |
| 75/79 | E250 -- H/D Suspension | D5UZ 18124-M | *AX-277-A Sure Tracker Extra H/D | 2 |
| 75/79 | E350 | | | 2 |
| 73/74 | E100/200 | C9UZ 18124-C | *AA-209 Sure Tracker Spring Assist | 2 |
| 75/79 | E100/150 | D5UZ 18124-N | *AA-214 Sure Tracker Spring Assist | 2 |
| F SERIES | | | | |
| 73/ | F100/350 -- 2/W/D | D7TZ 18124-C | Regular | 2 |
| 73/ | F100/350 (w/o Spl. Handling Package) | D3TZ 18124-C | H/D | 2 |
| 78/ | F100/350 (w/Spl. Handling Package) | D8TZ 18124-G | Regular | 2 |
| 73/ | F350 -- Camper Special | D3TZ 18124-C | Regular | 2 |
| 73/76 | F100/150 -- 4/W/D | D4TZ 18124-H | Regular | 2 |
| 77/ | F100/150 4/W/D (Exc. Super Cab) | D7TZ 18124-A | Regular | 2 |
| 77/ | F100/150 4/W/D | D7TZ 18124-B | H/D | 2 |
| 78/ | F150 -- W/quad shocks | D8TZ 18124-B | Rear of axle | 2 |
| 78/79 | F150 -- W/quad shocks | D8TZ 18124-C | Front of axle | 2 |
| 73/ | F250 -- 4/W/D | D7TZ 18124-D | Regular | 2 |
| 77/ | F150 -- 4/W/D w/Super cab | | | 2 |
| 77/ | F250 -- 4/W/D "From Ser. Y20,001" | D7TZ 18124-E | H/D | 2 |
| 73/77 | F500 | D1TZ 18124-D | Regular | 2 |
| 73/79 | F100/250 -- 2/W/D (exc. H/D susp.) | C5TZ 18124-C | *AW-74 Sure Tracker H/D | 2 |
| 73/76 | F100/150 -- 4/W/D | C6TZ 18124-S | *AW-78 Sure Tracker H/D | 2 |
| 77/ | F100/250 -- 4/W/D (exc. H/D susp.) | D7TZ 18124-F | *AW-191 Sure Tracker H/D | 2 |
| 73/78 | F250 -- 4/W/D | C6TZ 18124-R | *AW-40 Sure Tracker H/D | 2 |
| 73/79 | F100/150 -- 2/W/D Exc. H/D Suspension | C5TZ 18124-E | *AX-114-A Sure Tracker Extra H/D | 2 |
| 73/79 | F100/250 -- 2/W/D with H/D Suspension | D0TZ 18124-D | *AX-228-A Sure Tracker Extra H/D | 2 |
| 73/76 | F100/150 -- 4/W/D | C6TZ 18124-U | *AX-134-A Sure Tracker Extra H/D | 2 |
| 77/ | F100/150 -- 4/W/D (exc. H/D susp.) | D7TZ 18124-G | *AX-305-A Sure Tracker Extra H/D | 2 |
| 73/78 | F250 -- 4/W/D | C6TZ 18124-T | *AX-133-A Sure Tracker Extra H/D | 2 |
| 73/75 | F500 | C4TZ 18124-AB | *AX-269-A Sure Tracker Extra H/D | 2 |
| 78/ | F150 -- w/quad shocks R & L.H. Side-Front of axle | D8TZ 18124-D | *AX-306-A sure tracker extra H/D | 2 |
| 78/ | F150 -- w/quad shocks R & L.H. Side-Rear of axle | D8TZ 18124-E | *AX-307-A sure tracker extra H/D | 2 |
| 78/ | F150 -- Super cab | D8TZ 18124-F | *AX-309-A sure tracket extra H/D | 2 |
| 78/ | F250 | | | 2 |
| 73/79 | F100/250 -- 2/W/D Exc. H/D Suspension | C5TZ 18124-D | *AA-207 Sure Tracker Spring Assist | 2 |
| M SERIES | | | | |
| 73/76 | M450/500 | B6TZ 18124-A | *AX-85-A Sure Tracker Extra H/D | 2 |
| P SERIES | | | | |
| 73/77 | P500 -- U.S. | B7J 18124-A | Regular | 2 |
| 73/77 | P500 -- Canada | B7J 18124-A | Regular | 2 |
| 73/77 | P400/500 | D3TZ 18124-B | H/D | 2 |
| 73/76 | P350/400 | A8TZ 18124-B | *AW-1 Sure Tracker H/D | 2 |
| 73/76 | P350/400 -- Exc. H/D Springs | B7TZ 18124-E | *AX-9-A Sure Tracker Extra H/D | 2 |
| 73/76 | P350 -- H/D Springs | B7TZ 18124-F | *AX-193-A Sure Tracker Extra H/D | 2 |
| 73/76 | P400 -- H/D Springs | B6TZ 18124-A | *AX-85-A Sure Tracker Extra H/D | 2 |
| 73/76 | P500 | | | 2 |

1973/79
TRUCK SERIES 100/500

| YEAR | MODEL/RESTRICTIONS | PART NUMBER | DESCRIPTION | QTY. |
|----------|---|---------------|---|------|
| 18125 | SHOCK ABSORBER KIT (REAR) | | | |
| | ● Canadian dealers are to order shock absorbers by the Motorcraft number in those instances where both the Ford service and Motorcraft numbers are listed | | | |
| B SERIES | | | | |
| 73/76 | B500 | D1TZ 18125-E | Regular | 2 |
| 77 | B500 -- W/18500 # Axle | D7HZ 18125-A | Regular | 2 |
| 73/74 | B500 | B7TZ 18125-C | *AX-131-A Sure Tracker Extra H/D | 2 |
| E SERIES | | | | |
| 73/74 | E100/200 | D4PZ 18125-E | *AJ-26-Air shock - Sure Tracker Air Shock | 1 |
| 73/74 | E100/200 | D1UZ 18125-C | Regular | 2 |
| 73/74 | E100/200 | C9UZ 18125-AA | *AA-171-Sure Tracker Spring Assist | 2 |
| 73/74 | E300 | D1UZ 18125-D | Regular | 2 |
| 73/74 | E300 | C9UZ 18125-BA | *AA-170-Sure Tracker Spring Assist | 2 |
| 75/77 | E100/150 "Before Ser. No. 080,001" | D5UZ 18125-A | Regular | 2 |
| 77/79 | E100/150 "From Ser. No. 080,001 to Ser. EC0,001" | D7UZ 18125-B | Regular | 2 |
| 79 | E100/150 "From Ser. EC0,001" | D9UZ 18125-C | Regular | 2 |
| 75/ | E100/150 (w/o Spl. Handling Package) | D5UZ 18125-B | H/D | 2 |
| 78/ | E100/150 - with Spl. Handling Package | D8UZ 18125-A | Regular | 2 |
| 75/ | E250 -- Van and Super Van | D5UZ 18125-C | Regular | 2 |
| | | D5UZ 18125-D | H/D | 2 |
| 79 | E250 -- Club Wagon and Super Wagon | D9UZ 18125-A | Regular | 2 |
| 78/79 | E250 -- Club Wagon and Super Wagon "Before Ser. DJ0,001" | D8UZ 18125-A | H/Duty | 2 |
| 78/79 | E350 -- Super Wagon "Before Ser. DJ0,001" | D8UZ 18125-B | Regular | 2 |
| 79 | E250 -- Club Wagon and Super Wagon "From Ser. DJ0,001" | D9UZ 18125-B | H/Duty | 2 |
| 79 | E350 -- Super Wagon "From Ser. DJ0,001" | D9UZ 18125-B | Regular | 2 |
| 75/ | E350 -- Van and Super Van | D5UZ 18125-D | Regular | 2 |
| 75/78 | E100/150 | D4PZ 18125-F | *AJ-27 Sure Tracker Air Shock | 1 |
| 73/74 | E100/200 | C9UZ 18125-CA | *AW-155 Sure Tracker H/D | 2 |
| 75/79 | E100/150 | D5UZ 18125-J | *AW-181 Sure Tracker H/D | 2 |
| 73/74 | E100/200 | C9UZ 18125-EA | *AX-147-A Sure Tracker Extra H/D | 2 |
| 75/78 | E100/150 | C6TZ 18125-AF | *AX-123-A Sure Tracker Extra H/D | 2 |
| 75/78 | E250 -- Std. Susp. | D0TZ 18125-AG | *AX-191-A Sure Tracker Extra H/D | 2 |
| 75/78 | E250 -- H/D Susp. | D5UZ 18125-K | *AX-280-A Sure Tracker Extra H/D | 2 |
| 75/78 | E350 | | | 2 |
| 73/74 | E300 | C9UZ 18125-DA | *AX-146-A Sure Tracker Extra H/D | 2 |
| 75/78 | E100/150 | D0TZ 18125-AF | *AA-142-A Sure Tracker Spring Assist | 2 |
| 75/78 | E250 -- Exc. H/D Susp. | D0TZ 18125-AA | *AA-163 Sure Tracker Spring Assist | 2 |
| F SERIES | | | | |
| 73/ | F100/250 -- 2/W/D | D3TZ 18125-J | Regular | 2 |
| | | D3TZ 18125-G | H/D(w/o Spl. Handling Package) | 2 |
| 78/ | F100/350 -- 2/W/D | D8TZ 18125-E | Regular (with Spl. Handling Package) | 2 |
| 73/ | F350 | D3TZ 18125-H | Regular | 2 |
| 73/ | F100/150 -- 4/W/D | D7TZ 18125-A | Regular | 2 |
| | | D2TZ 18125-BA | H/D | 2 |
| 73/77 | F250 -- 4/W/D "Before Ser. No. Y20,001" | D3TZ 18125-B | H/D | 2 |
| | | | | 2 |
| 77/ | F250 -- 4/W/D "From Ser. No. Y20,001" | D7TZ 18125-A | Regular | 2 |
| | | D7TZ 18125-B | H/D | 2 |
| 73/ | F100/150 -- 4/W/D std. susp. | D0TZ 18125-AA | *AA-163-Sure Tracker Spring Assist | 2 |
| 77/78 | F250 -- 4/W/D "From Ser. No. Y20,001" | | | 1 |

1973/79
TRUCK SERIES 100/500

| YEAR | MODEL/RESTRICTIONS | PART NUMBER | DESCRIPTION | QTY. |
|--|---|-------------------|--|--------------------|
| 18125 SHOCK ABSORBER KIT (REAR) — Cont'd | | | | |
| F SERIES | | | | |
| 73/77 | F250 -- 4/W/D "Before Ser. No. Y20,001" | C6TZ 18125-AA | *AA-162-Sure Tracker Spring Assist | 2 |
| 73/78 | F100/250 -- 2/W/D std. susp | D4PZ 18125-F | *AJ-27- Sure Tracker Air Shock | 1 |
| 73/79 | F100/250 -- 2/W/D | D0TZ 18125-AB | *AW-77 Sure Tracker H/D | 2 |
| 73/79 | F100/150 -- 4/W/D | D0TZ 18125-AC | *AW-91 Sure Tracker H/D | 2 |
| 73/78 | F250 -- 4/W/D | C6TZ 18125-AB | *AW-79 Sure Tracker H/D | 2 |
| 73/78 | F100/250 -- 2/W/D Std. Susp. | C6TZ 18125-AF | *AX-123-A Sure Tracker Extra H/D | 2 |
| 73/78 | F100/150 -- 4/W/D | D0TZ 18125-AG | *AX-191-A Sure Tracker Extra H/D | 2 |
| 73/78 | F100/150 -- 2/W/D | D0TZ 18125-AD | *AX-207-A Sure Tracker Extra H/D | 2 |
| 73/78 | F250 -- 2/W/D H/D Exc. Crew Cab or Camper Spl. | | | 2 |
| 74/78 | F350 -- Super Cab | | | 2 |
| 73/77 | F250 -- Crew Cab or Camper Spl. | D0TZ 18125-AE | *AX-209-A Sure Tracker Extra H/D | 2 |
| 73/77 | F350 -- Exc. Super Cab | | | 2 |
| 73/78 | F250 -- 4/W/D | C6TZ 18125-AD | *AX-135-A Sure Tracker Extra H/D | 2 |
| 73/78 | F100/250 -- 2/W/D exc. H/D Susp. | D0TZ 18125-AF | *AA-142-A Sure Tracker Spring Assist | 2 |
| 73/77 | F500 | D1TZ 18125-E | Regular | 2 |
| M SERIES | | | | |
| 73/76 | M450/500 | D3TZ 18125-D | H/D | 2 |
| P SERIES | | | | |
| 73/77 | P500 | D3TZ 18125-D | H/D | 2 |
| 73/75 | P350/400 | B7TZ 18125-B | *AW-64 Sure Tracker H/D | 2 |
| 73/76 | P350/400 | B6TZ 18125-E | *AX-303-A Sure Tracker Extra H/D | 2 |
| 73/76 | P500 | B7TZ 18125-C | *AX-131-A Sure Tracker Extra H/D | 2 |
| 18126-7 PLATE (FRONT SHOCK ABSORBER BRACKET LOWER) — Also refer to groups 18112-3 | | | | |
| 73 | E100/300 | (RH) D1UZ 18126-A | (LH) D1UZ 18127-A | 1 |
| 74 | E100/300 | (RH) D4UZ 18126-A | (LH) D4UZ 18127-A | 1 |
| 75/ | E100/150 | D5UZ 18126-A | R.H. & L.H. | 2 |
| 75/ | E250/350 | D5UZ 18126-B | R.H. & L.H. | 2 |
| 73/78 | F100/150 -- 4/W/D "Before Ser. BJ0,001" | D3TZ 18126-A | R.H. and L.H. | 4 |
| 78/ | F100/150 -- 4/W/D "From Ser. BJ0,001" | D8TZ 18126-A | R.H. and L.H. | 4 |
| 73 | F100/350 -- 2/W/D | (RH) C5TZ 18126-A | (LH) C5TZ 18127-A | 1 |
| 74/ | F100/350 -- 2/W/D | (RH) D4TZ 18126-A | (LH) D4TZ 18127-A | 1 |
| 73/75 | F250 -- 8100 GVW, F350- "Before Ser. U80,001" | C7TZ 18126-B | R.H. and L.H. | 2 |
| 75/ | F250 -- w/8100 GVW, F350 - "From Ser. U80,001" | D5TZ 18126-A | R.H. & L.H. | 2 |
| 73/ | F100/250 -- 2/W/D | | (M-72)-nut-5/8"-18 | 2 |
| | | | (X-71)-lockwasher-spring-5/8" | 2 |
| | | | (XX-293)-lockwasher-5/8" | 2 |
| 75/ | F100/250 | | (BB-817-XD)bolt shoulder-swage 1/2"-13 x 1/4" | 2 |
| 18132-3 BRACKET (REAR SHOCK ABSORBER) — Also refer to groups 18126-7 & 5C489 | | | | |
| 73/76 | B-F500 | (RH) D3TZ 18132-A | (LH) D3TZ 18133-A | Lower |
| 77 | B500 | (RH) D7TZ 18132-A | (LH) D7TZ 18133-A | Lower |
| 73/77 | B-F500 | C2TZ 18132-B | R.H. and L.H.-upper | 2 |
| 75/ | E100/150 | (RH) ★ | (LH) ★ | Part of Axle assy. |
| 73/76 | P350 -- 7.2M rear axle, P400 | (RH) C1TZ 18132-A | (LH) C1TZ 18133-A | 1 |
| 73/77 | P500 | (RH) D4TZ 18132-A | (LH) D4TZ 18133-A | 1 |
| 18169 BRACKET ASSY. (REAR SHOCK ABSORBER UPPER) | | | | |
| 73/ | F100/250 | D8TZ 18169-A | | 2 |
| 73 | F350 -- Super Cab | | | 2 |
| 73/ | F250 -- 4/W/D, F350 | D3TZ 18169-B | | 2 |
| 73/ | F250(Crew Cab) | | | 2 |
| 18171 WASHER (FRONT SHOCK ABSORBER INSULATOR-OUTER) | | | | |
| 77 | F250 4/W/D/-part time transfer case | D7TZ 18171-A | as listed in T.S.B. No. 134 dated 5/9/77, artical 1845 | 1 |

1973/79
TRUCK SERIES 100/500

| YEAR | MODEL/RESTRICTIONS | PART NUMBER | DESCRIPTION | QTY. | | |
|--|--|-------------------|-------------------------------------|----------------|--------------|--------|
| 18183-4 BRACKET ASSY. (FRONT SHOCK ABSORBER TO FRAME)-Also refer to group 18035 | | | | | | |
| 73/ | B-F500 | (RH) C0TT 18183-B | (LH) C0TT 18184-B | Upper | 1 | |
| 78/ | F150 -- 4/W/D | (RH) D8TZ 18183-A | (LH) D8TZ 18184-A | Upper front | 1 | |
| 78/ | F150 -- 4/W/D | (RH) D8TZ 18183-B | (LH) D8TZ 18183-B | Upper rear | 1 | |
| 73/77 | F250/F350 -- 4/W/D "Before Ser. Y20,001" | (RH) D4TZ 18183-A | (LH) D4TZ 18184-A | Upper | 1 | |
| 77/ | F250/F350 -- 4/W/D "From Ser. Y20,001" | (RH) D7TZ 18183-A | (LH) D7TZ 18183-A | Upper | 1 | |
| 73/77 | P350/500 | (RH) B7T 18183-A | (LH) B7T 18184-A | Upper | 1 | |
| 73/77 | P350/500 | 34372-S7 | (M-100)-nut-7/16"-20 | | 4 | |
| | | 34808-S8 | (X-67)-lockwasher-7/16" | | 4 | |
| 18192 BRACKET (REAR SHOCK ABSORBER UPPER) | | | | | | |
| 75/ | E100/350 | D5UZ 18192-A | | | 1 | |
| 18196 STUD (REAR SHOCK ABSORBER TO FRAME) | | | | | | |
| 73/ | B-F500 | C1TT 18196-A | 5 1/8" long x 3/4"-16 threaded ends | | 2 | |
| 73/74 | E100/200 | C8UZ 18196-B | | | 2 | |
| 73/74 | E300 | C8UZ 18196-A | | | 2 | |
| 73/77 | P500 | C3TZ 18196-A | | | 2 | |
| 73/77 | B-F500 | 34405-S7 | (M-106-A)-locknut-3/4"-16 | | 2 | |
| 73/74 | E300 | 34981-S4 | (M-89-H)-nut-lock-5/8"-11 | | 2 | |
| | | 373781-S2 | (XX-214-A)-washer-flat-5/8" | | 2 | |
| 73/77 | P500 | 34453-S8 | (M-89)-lock nut-5/8"-18 | | 2 | |
| 18197 BUSHING (SHOCK ABSORBER)-Also refer to group 18198 | | | | | | |
| 73/ | F100/150 -- 4/W/D, B-F500, | C1TT 18197-A | Front | | 8 | |
| 73/77 | P350/500 | | | | | |
| 18198 BUSHING REPAIR KIT (SHOCK ABSORBER)-Also refer to group 18197 | | | | | | |
| 73/76 | E100/350 | C8AZ 18198-A | *AD-19-Front and Rear | | AR | |
| 73/76 | F100/150 -- 2/W/D | | Front and Rear | | AR | |
| 73/76 | F350 | | Front | | AR | |
| Consists of | | | | | | |
| | 1-MG 18041-A | Washer (outer) | 2-1-500939 | Insulator | | |
| | 1-MG 18171-A | Washer (inner) | 2-376970-S2 | Flange locknut | | |
| | | | 1-384485-S2 | Nut-hex. lock | | |
| 74/77 | F250 -- 4/W/D "Before Ser. Y20,001" | C8OZ 18198-C | *AD-34-Front | | AR | |
| Consists of | | | | | | |
| | 1-MG 18041-A | Washer (outer) | 2-1-500939 | Insulator | | |
| | 1-MG 18171-A | Washer (inner) | 1-384485-S2 | Nut-hex. lock | | |
| 77/ | F250 -- 4/W/D "From Ser. Y20,001" | D7TZ 18198-A | *AD-185 Front | | AR | |
| Consists of | | | | | | |
| | 2-384485-S2 | Nut | 2-AB-18031-A | Seat | 2-AB-18039-A | Washer |
| | 2-LA-18177-A | Washer | 4-AB-18198-A | Insulator | | |
| 77/ | F100/350 -- 2/W/D | D7TZ 18198-B | *AD-177/ Front | | AR | |
| Consists of | | | | | | |
| | 1-384485-S2 | Nut | 2-1500939 | Insulator | 1-34989-S2 | Nut |
| | 1-C5TA-1804-E | Washer | 1-C5TA-18171-E | Washer | | |
| 77/ | F100/150 -- 4/W/D | D7TZ 18198-C | *AD-178 Front | | AR | |
| Consists of | | | | | | |
| | 1-384485-S2 | Nut | 2-1500939 | Insulator | 1-34979 | Nut |
| | 1-C5TA-18041-E | Washer | 1-C5TA-18171-E | Washer | | |
| 77/ | F100/150 -- All | D7TZ 18198-E | *AD-180 Rear | | AR | |
| 77/ | F250 -- 2/W/D | | | | AR | |
| 77/ | F350 -- exc. Camper Spl. | | | | AR | |
| Consists of | | | | | | |
| | 1-384485-S2 | Nut | 2-1-500939-Insulator | 1-34979-S2 | Nut | |
| | 1-MG-18041-A | Washer | 1-MG-18171-A | Washer | | |

1973/79
TRUCK SERIES 100/500

SECTION 180 7

| YEAR | MODEL/RESTRICTIONS | PART NUMBER | DESCRIPTION | QTY. |
|---|---|-----------------|--|----------------|
| 18198 BUSHING REPAIR KIT (SHOCK ABSORBER)—Also refer to group 18197 — Cont'd | | | | |
| 77/ | F350 -- Camper Spl. | D7TZ 18198-F | *AD-183 Rear | AR |
| Consists of | | | | |
| | 1-51A-18040 Washer | 1-34979-S2 | Nut | |
| 77/ | E100/350 -- All | D7UZ 18198-A | *AD-184 Front | AR |
| Consists of | | | | |
| | 1-384485-S2 Nut | 2-D4AW-18198-AA | Insulator | 1-34979-S2 Nut |
| | 1-C5TA-18041-E Washer | 1-MG-18171-A | Washer | |
| 77/ | E100/350 -- All | D7UZ 18198-B | *AD-182 Rear | AR |
| 77/ | F250 -- 4/W/D | | | AR |
| Consists of | | | | |
| | 1-384485-S2 Nut | 2-D4AW-18198-AA | Insulator | 1-34979-S2 Nut |
| | 1-MG-18041-A Washer | 1-MG-18171-A | Washer | |
| 73/77 | B-F-P500 | D3TZ 18198-A | *AD-94 Rear | AR |
| Consists of | | | | |
| | 4-IT-18197-A Insulator | 2-IT-18039-A | | |
| 18199 SPACER (REAR SHOCK ABSORBER BRACKET TO SIDE MEMBER REAR) | | | | |
| 73/77 | B-F500 | C1TT 18199-A | | 2 |
| 73/77 | P500 | IT 18199-A | | 2 |
| 73/77 | P500 | C0TT 18199-A | | 2 |
| 18246 WINDOW SHADE KIT | | | | |
| 73/77 | F500 | D9TZ 18246-A | | 1 |
| 73/ | F100/350 | | | 1 |
| 75/ | E100/350 | D9UZ 18246-A | | 1 |
| 18D246 Plate (Heater Identification) | | | | |
| 73/ | F100/350 -- w/heater | D3TZ 18D246-A | "High Output Heater" | 1 |
| 18B254 DOOR ASSY. (HEATER BLOWER) | | | | |
| 73/ | F500 (81) | C7TZ 18B254-A | | 1 |
| 18B259 DUCT ASSY. (HEATER AIR INLET) | | | | |
| 73/74 | E100/300 | C8UZ 18B259-A | | 1 |
| 75/ | E100/350 -- w/heater | D5UZ 18B259-A | | 1 |
| 73/ | F100/350 | D3TZ 18B259-A | | 1 |
| 73/ | F500 (81) | C7TZ 18B259-A | | 1 |
| 73/ | E100/300 | 52554-S8 | (U-230)-screw-self tapping-No. 8-15 x 5/8" | 4 |
| 73/ | F100/350 | ★56910-S2 | Screw-washer head tapping-No. 8-18 x 1/2" | 5 |
| 73/77 | F500(81) | ★55915-S2 | Screw-hex. washer tapping-1/4"-14 x 1" | 5 |
| 18K264 BRACKET (HEATER CORE SUPPORT) | | | | |
| 75/ | E100/350 -- w/integral A/C or Hi/Low vent system | D5UZ 18K264-A | Main evaporator | 1 |
| 73/ | F100/350 -- integral A/C or Hi/Low vent system | D3TZ 18K264-A | Upper | 1 |
| 18C267 COVER (HEATER HOSE) | | | | |
| 73/74 | E100/300 | D4UZ 18C267-A | | 1 |
| 18A272 BRACKET (HEATER AIR DAMPER DOOR CONTROL) | | | | |
| 73/ | F100/350 | D3TZ 18A272-A | | 2 |
| 18A292 SHAFT (WINDSHIELD DEFROSTER DOOR CONTROL) | | | | |
| 73/ | F500(81) | C5TZ 18A292-A | | 1 |
| 18D293 DOOR and SEAL ASSY. (HEATER & A/C DAMPER) | | | | |
| 75/ | E100/350 -- w/integral A/C- or Hi/Low vent system | D5UZ 18D293-A | Main evaporator | 1 |
| 18A295 COVER ASSY. (HEATER BLOWER HOUSING) | | | | |
| 75/ | E100/350 -- w/heater | D5UZ 18A295-A | | 1 |
| 18C297 DUCT ASSY. (HEATER OUTLET) | | | | |
| 75/ | E100/350 | D5UZ 18C297-A | L.H. | 1 |
| 18B299 COVER ASSY. (HEATER CORE CASE) | | | | |
| 73/74 | E100/300 | C7TZ 18B299-A | Auxiliary heater | 1 |

APRIL, 1980

COPYRIGHT © 1980 — FORD MOTOR COMPANY — DEARBORN, MICHIGAN

CHANGE 1

1973/79
TRUCK SERIES 100/500

| YEAR | MODEL/RESTRICTIONS | PART NUMBER | DESCRIPTION | QTY. | |
|--|---|---------------|---|---|------|
| 18C306 REGISTER (HEATER AIR DISTRIBUTION) | | | | | |
| 73/ | F100/350 | D3TZ 18C306-A | | 1 | |
| 18C312 SEAL (HEATER & A/C BLOWER HOUSING-INNER) | | | | | |
| 76/ | E100/350--Integral A/C or Hi/Low vent system | D6UZ 18C312-A | Main Evaporator | 1 | |
| 18A314 BRACKET (AIR CONDITIONER HEATER CONTROL VACUUM MOTOR) | | | | | |
| 75/ | E100/350 -- integral A/C-- or Hi/Low Vent System | D5UZ 18A314-A | Main evaporator | 1 | |
| YEAR | MODEL/RESTRICTIONS | ●CODE | PART NUMBER | DESCRIPTION | QTY. |
| 18A318 MOTOR ASSY. (VACUUM CONTROL) | | | | | |
| Note: ● To identify vacuum motors the function code is also shown on illustrations in Illustration Section 195 | | | | | |
| 73/76 | F100/350 -- integral A/C | 1 & 2 | D3TZ 18A318-C | *YH-237--outside air and recirc. door | 1 |
| 77/ | F100/350 -- integral A/C or Hi/Low vent system | 1&2 | D7TZ 18A318-A | *YH-308--outside air and recirc. door | 1 |
| 73/ | F100/350 -- integral A/C or Hi/Low vent system | 6 | D3TZ 18A318-A | *YH-219-A/C heat door--red--yellow | 1 |
| 73/ | F100/350 -- integral A/C or Hi/Low vent system | 7 | D3TZ 18A318-B | *YH-218--heat/defrost door--blue--orange | 1 |
| 75/ | E100/350 -- integral A/C or Hi/Low vent system | 6 | D5DZ 18A318-B | *YH-256-A/C heat door--main evaporator | 1 |
| 75/ | E100/350 -- integral A/C or Hi/Low vent system | 6 | D5UZ 18A318-B | *YH 290 -- located in plenum chamber -- A/C heat door | 1 |
| 75/ | E100/350 -- integral A/C and aux. A/C w/aux. heater or Hi/Low vent system | 1&2 | D5UZ 18A318-A | *YH-254--outside air and recirc. door | 2 |
| YEAR | MODEL/RESTRICTIONS | PART NUMBER | DESCRIPTION | QTY. | |
| 18D349 DUCT ASSY. (AUX. AIR CONDITIONER & HEATER INLET) | | | | | |
| 78/ | E100/350 -- Super wagon | D8UZ 18D349-A | | 1 | |
| 18D352 DUCT ASSY. (AUX. AIR CONDITIONER & HEATER OUTLET) | | | | | |
| 78/ | E100/350 -- Super wagon | D8UZ 18D352-A | | 1 | |
| 18D356 PLATE ASSY. (AUX. AIR CONDITIONER & HEATER REGISTER) | | | | | |
| 78/ | E100/350 -- Super wagon | D8UZ 18D356-A | | 1 | |
| 18B358 BRACKET (HEATER CONTROL INSTRUMENT PANEL MOUNTING) | | | | | |
| 73/74 | E100/300 -- integral A/C with aux. heater | D3UZ 18B358-A | | 1 | |
| 73/74 | E100/300 -- integral A/C without aux. heater | D3UZ 18B358-B | | 1 | |
| 18A361 DOOR ASSY. (AIR DAMPER) | | | | | |
| 73/74 | E100/300 | C8UZ 18A361-A | | 1 | |
| 73/ | F100/350 -- heater | D3TZ 18A361-A | | 1 | |
| 73/ | F100/350 -- integral A/C or Hi/Low vent system | D3TZ 18A361-B | | 1 | |
| 75/ | E100/350 -- Integral A/C-- main evaporator or Hi/Low vent system | D5UZ 18A361-B | *YG-200--use w/D7UZ 19805-A Motor | 1 | |
| 18A390 SHAFT ASSY. (HEATER AIR DAMPER DOOR) | | | | | |
| 73/74 | E100/300 | C8UZ 18A390-A | | 1 | |
| 18B396 LENS (HEATER CONTROL) | | | | | |
| 73/74 | E100/300 -- w/aux. heater | D3UZ 18B396-A | "PULL-HEAT" | 1 | |
| | | D3UZ 18B396-B | "FAN-AUX." | 1 | |
| 18A400 RETAINER (TONNEAU COVER) | | | | | |
| 73/ | F100/350 | D10Z 18A400-A | | AR | |
| 18B402 TUBE(HEATER HOT WATER) | | | | | |
| 76 | F100 -- 8 cyl. 302 w/integral A/C | C7AZ 18B402-A | "H" type--5/8 hose conn. | 1 | |
| 77/ | E100/350--w/aux.HTR or A/C with 138 in W. B. | D7UZ 18B402-A | Parallel tubes with 2 brazed brackets | 1 | |
| 73/ | F100/150 | D30Z 18B402-A | "T" type--5/8 hose conn. x 3/8 eng. conn. | 1 | |
| 73/ | F100/350 | D30Z 18B402-B | "H" type--5/8 hose conn. x 3/8 eng. conn. | 1 | |
| 18B408 GROMMET (HEATER DAMPER DOOR SHAFT) | | | | | |
| 75/ | E100/350 -- integral A/C or Hi/Low vent system | D5UZ 18B408-A | Main evaporator | 1 | |

1973/79
TRUCK SERIES 100/500

| YEAR | MODEL/RESTRICTIONS | PART NUMBER | DESCRIPTION | QTY. |
|---|---|----------------|---|------|
| 18A419 DOOR (HEATER AIR OUTLET) | | | | |
| 73/74 | E100/300 | D3UZ 18A419-A | | 1 |
| 18C433 DUCT ASSY. (HEATER OUTLET TO FLOOR) | | | | |
| 75/ | E100/350 | D5UZ 18C433-A | | 1 |
| 18C434 BRACKET (HEATER DOOR CONTROL CABLE) | | | | |
| 73/ | F100/350 -- integral A/C or Hi/Low vent system | D3TZ 18C434-A | | 1 |
| 75/ | E100/350 -- integral A/C or Hi-Low vent system | D5UZ 18C434-A | Main evaporator | 1 |
| 18B447 COVER ASSY. (HEATER HOUSING REAR) | | | | |
| 73/ | F500(81) | C8TZ 18B447-A | | 1 |
| 18A449 OUTLET (WINDSHIELD DEFROSTER)-Paint to match | | | | |
| 73/74 | E100/300 | D3UZ 18A449-A | | 1 |
| 18A452 PLATE (HEATER INLET DUCT RETAINING) | | | | |
| 73/ | F100/350 | D3TZ 18A452-A | Upper | 1 |
| | | D3TZ 18A452-B | Lower | 1 |
| 18462 COVER (HEATER BLOWER) | | | | |
| 73/74 | E100/300 -- w/aux. heater | C8UZ 18462-A | | 1 |
| 18C466 SHAFT ASSY. (HEATER A/C DAMPER DOOR) | | | | |
| 73/ | F100/350 -- w/integral A/C or Hi/Low vent system | D3TZ 18C466-A | | 1 |
| 18471 CHAMBER ASSY. (HEATER AIR PLENUM)-Also refer to group 18A484 | | | | |
| 75/76 | E100/350 -- w/integral A/C "Before Ser. C75,000" | D5UZ 18471-A | Main evaporator | 1 |
| 76/ | E100/350--w/integral A/C or Hi/Low vent system "After Ser. C75,000" | D7UZ 18471-A | | 1 |
| 73/ | F100/350 -- integral A/C-- or Hi/Low vent system | D5TZ 18471-A | When used on 73/74 veh. Before Ser. U60,001 D5TZ 19B680-A must be also used | 1 |
| 73/ | F100/250 -- built in A/C-- (dealer installed) | D3TZ 18471-B | | 1 |
| 73/ | F100/350 -- integral A/C | 42134-S8 | (U-249)-screw-hex. washer hd.-No. 10-12 x 5/8" | 2 |
| | | 382115-S2 | (BB-300-E)-screw-hex. washer hd.-1/4"-14 x 3/4" | 2 |
| 18472 HOSE (HEATER WATER) | | | | |
| Notes: ▲ To form 90° bend in 5/8" I.D.-use basic 18573 Big Bend. | | | | |
| 73/ | All | C9PZ 18472-D | *KH-5 1/2" I.D. x 50 ft. long | AR |
| | | ▲ C9PZ 18472-E | *KH-6 5/8" I.D. x 50 ft. long | AR |
| | | C9PZ 18472-F | *KH-7 3/4" I.D. x 50 ft. long | AR |
| | | D1PZ 18472-A | *KH-14 1" I.D. x 50 ft. long | AR |
| 18476 CORE ASSY. (HEATER) | | | | |
| 73/74 | E100/300 | C8UZ 18476-A | Hi-output 6" x 8" Fin Size | 1 |
| 73/74 | E100/300 | C8UZ 18476-B | Economy 6" x 6" Fin Size | 1 |
| 73/74 | E100/300 | C8UZ 18476-C | Auxiliary | 1 |
| 75/ | E100/350 | D5UZ 18476-A | Economy | 1 |
| 75/ | E100/350 | D5UZ 18476-B | Hi-output | 1 |
| 75/ | E100/350 -- w/integral A/C-- or Hi/Low vent system | D5UZ 18476-C | Main evaporator | 1 |
| 75/ | E100/350 -- w/aux. A/C or aux. heater | D5UZ 18476-D | | 1 |
| 73/ | F100/350 -- integral A/C or Hi/Low vent system | D3TZ 18476-A | # D3TE 18476-AA | 1 |
| 73/ | F100/350 -- heater | D3TZ 18476-C | Economy-- # D3TE 18476-BA | 1 |
| 73/ | F100/350 -- heater | C60Z 18476-B | Hi-output-8" core | 1 |
| 73/77 | F500 (81) | C7TZ 18476-A | | 1 |

1973/79
TRUCK SERIES 100/500

| YEAR | MODEL/RESTRICTIONS | PART NUMBER | DESCRIPTION | QTY. |
|---|--|---------------|--|------|
| 18478 HEATER (AUXILIARY) | | | | |
| 73/74 | E100/350 | C8UZ 18478-A | Core & housing | 1 |
| 18A478 DOOR (DEFROSTER AIR) | | | | |
| 73/77 | F500(81) | C5TZ 18A478-A | | 1 |
| 18481 BRACKET (HEATER HOSE SUPPORT) | | | | |
| 73/74 | E100/300 | D0UZ 18481-A | | 1 |
| 18A484 HOUSING ASSY. (HEATER)-Also refer to group 18471 | | | | |
| 73/74 | E100/300 | C8UZ 18A484-A | Hi-output core | 1 |
| 73/74 | E100/300 | C8UZ 18A484-B | Economy core | 1 |
| 75/ | E100/350 | D5UZ 18A484-C | Economy core | 1 |
| 75/ | E100/350 | D5UZ 18A484-D | Hi-output core | 1 |
| 73/ | F100/350 | D3TZ 18A484-A | Hi-output core | 1 |
| 78/ | F100/350 | D8TZ 18A484-A | Deluxe-Hi/low vent system | 1 |
| 73/ | F100/350 | D3TZ 18A484-B | Economy core | 1 |
| 73/77 | F500(81) | C7TZ 18A484-A | Remove manual arm and install cable as required | 1 |
| 18A485 PLATE ASSY. (HEATER HOUSING BLOWER and PLENUM) | | | | |
| 73/ | F100/350 | D3TZ 18A485-A | | 1 |
| 73/77 | F500(81) | C8TZ 18A485-A | | 1 |
| 18A488 PLATE HEATER HOUSING CORE | | | | |
| 73/ | F100/350 | C6OZ 18A488-A | Steel | 1 |
| 78/ | F100/350 -- with Deluxe Hi/low vent system | | | |
| 18490 NOZZLE (WINDSHIELD DEFROSTER HOSE)-Also refer to groups 18A636-7 | | | | |
| 75/ | E100/350 -- heater | D5UZ 18490-A | | 1 |
| 75/ | E100/350 -- w/integral A/C or Hi/Low vent system | D5UZ 18490-B | | 1 |
| 73/74 | F100/350 -- heater- "Before Ser. T20,001" | D3TZ 18490-C | | 1 |
| 74/ | F100/350 -- heater "From Ser. T20,001" | D5TZ 18490-B | | 1 |
| 73/ | F100/350 -- integral A/C or Hi/Low vent system | D5TZ 18490-A | | 1 |
| 18A490 PLATE (HEATER BLOWER HOUSING) | | | | |
| 75/ | E100/350 -- w/heater | D5UZ 18A490-A | | 1 |
| 73/ | F100/350 | 52413-S13 | (U-316)-screw-oval head-self tapping- No. 8-18 x 1/2" | 4 |
| 18495 VALVE ASSY. (HEATER WATER CONTROL) | | | | |
| 73/74 | E100/300 | C3UZ 18495-B | *YG-132 | 1 |
| 75/ | E100/350 | D4AZ 18495-A | *YG-136 | 1or2 |
| 73/74 | F100/350 "Before Ser. U40,001" | D0DZ 18495-A | *YG-105 | 1 |
| 74/ | F100/350 "From Ser. U40,001" | D4AZ 18495-A | *YG-136 | 1 |
| 73/77 | F500(81) | C3UZ 18495-A | *YG-133 | 1 |
| 18B498 SWITCH ASSY. (HEATER OVERHEAT THERMOSTAT) | | | | |
| 73/74 | E100/300 -- w/aux. heater | C4UZ 18B498-A | | 1 |
| 18502 VALVE (AIR CONDITIONER HEATER TEMPERATURE REGULATOR) | | | | |
| 75/ | E100/350 -- integral A/C or Hi/Low vent system | D3AZ 18502-A | *YG-113 | 1 |
| 73/75 | F100/350 -- w/integral A/C- "Before Ser. V80,001" | D2OZ 18502-A | *YG-46 | 1 |
| 75/77 | F150/300 -- w/integral A/C- "From Ser. V80,001" | D5TZ 18502-A | *YG-164 | 1 |
| 78/ | F100/350 | D8TZ 18502-A | *YG-203 | 1 |
| 18504 FAN ASSY. (BLOWER MOTOR)-Also refer to group 19834 | | | | |
| 73/74 | E100/350 -- main heater | C8UZ 18504-A | | 1 |
| 73/74 | E100/300 -- w/aux. heater | C8UZ 18504-B | | 1 |
| 73/74 | E100/300 -- integral A/C | D0UZ 18504-A | | 1 |
| 75/ | E100/350 -- main or aux. heater | D5UZ 18504-A | | 1 |
| 73/ | F100/350 -- heater | D0AZ 18504-A | | 1 |
| 73/77 | F500 -- heater | D1FZ 18504-A | | 1 |

1973/79
TRUCK SERIES 100/500

SECTION 180 11

| YEAR | MODEL/RESTRICTIONS | PART NUMBER | DESCRIPTION | QTY. |
|--|--|---------------|---|-----------------------|
| 18515 COVER (BLOWER MOTOR) | | | | |
| 75/ | E100/350 -- w/integral A/C- or Hi/Low vent system | D5UZ 18515-A | | 1 |
| 18518 CABLE ASSY.-Also refer to groups 18548 and 19988 | | | | |
| 73/74 | E100/300 | C8UZ 18518-A | Heater temperature | 1 |
| 75/ | E100/350 -- w/integral A/C or Hi/Low vent system | D5UZ 18518-A | A/C regulator | 1 |
| 75/ | E100/350 -- w/heater | D5UZ 18518-B | Heater temperature | 1 |
| 73/ | F100/350 -- integral A/C | D3TZ 18518-A | A/C regulator | 1 |
| 78/ | F100/350 -- with Deluxe Hi/low vent system | | | |
| 73/ | F100/350 -- heater | D3TZ 18518-B | Heater temperature | 1 |
| 73/77 | F500 -- heater | C8TZ 18518-A | Heater temperature | 1 |
| 73/ | F100/350 | ★42366-S2 | Screw and washer assy.-hex. hd.-No. 8-18 x 1/2" | 2 |
| | | ★56910-S2 | Screw-washer head tapping-No. 8-18 x 1/2" | 2 |
| | | ★42367-S2 | Screw-hex. washer hd.-No. 10-16 x 1/2" | 1 |
| 18519 KNOB ASSY.-Also refer to group 17513 | | | | |
| 73/74 | E100/300 | C8UZ 18519-A | Heater or integral A/C blower, defroster, heater controls | 2or3 |
| 73/74 | E100/300 -- "Before Ser. S60,001" | C8UZ 18519-A | Integral A/C-with dual evaporator | 3 |
| 75/ | E100/350 | D4AZ 18519-A | Windshield wiper controls, heater controls A/C controls, aux. heater controls and aux. A/C controls | AR |
| 74 | E100/300 -- "From Ser. S60,001" | C8GY 18519-A | Integral A/C-with dual evaporator | 3 |
| 74/ | F500 | | Heater blower, temperature, defroster controls | 3 |
| 73/ | F100/350 -- "From Ser. V60,001" | D4AZ 18519-A | Temperature Defroster Blower Aux. Tank Heated B/lite | 1 1 1 1 1 |
| 18527 MOTOR ASSY. (HEATER) - Also refer to group 19805 | | | | |
| 73/74 | E100/300 -- heater | C9UZ 18527-A | *MM-286-motor only | 1 |
| 73/74 | E100/300 -- w/aux. heater | C8UZ 18527-C | Motor only | 1 |
| 73/74 | E100/300 -- integral A/C | C5TZ 18527-A | *MM-208-aux. evaporator-motor only | 1 |
| 75/79 | E100/350 -- w/heater or Hi/Low vent system- "Before Ser. EE0,001" | D5UZ 18527-A | *MM-338-motor only | 1 |
| 79 | E100/350 -- w/heater or Hi/Low vent system "From Ser. No. EE0,001" | D9UZ 18527-A | *MM-387 | 1 |
| 73/77 | F100/350 -- heater "Before Ser. Y40,001" | D3TZ 18527-A | *MM-307 - motor only | 1 |
| 77/ | F100/350 -- heater "From Ser. Y40,001" | D7TZ 18527-A | *MM-378 | 1 |
| 73/77 | F500(81) | C5TZ 18527-A | *MM-208 - motor only | 1 |
| 73/77 | P350/500 | ★ | Supplied by body company | 1 |
| 18531 Refer to group 18549 | | | | |
| 18541 SOCKET and WIRE ASSY. (CONTROL LAMP) | | | | |
| 75/ | E100/350 | D3AZ 18541-A | | 1 |
| 73/ | F100/350 | D3AZ 18541-A | For heater or integral A/C control | 1 |
| 18B545 DOOR ASSY. (HEATER AIR TEMPERATURE CONTROL) | | | | |
| 73/ | F100/350 | D3TZ 18B545-A | | 1 |
| 18547 GASKET (HEATER DEFROSTER NOZZLE) | | | | |
| 75/76 | F100/350 -- heater | D5TZ 18547-A | | 1 |
| 73/76 | F100/350 -- integral A/C | D5TZ 18547-B | | 1 |
| 18548 CABLE ASSY. (DEFROSTER AIR)-Also refer to group 18518 | | | | |
| 73/77 | F500(81) | C8TZ 18548-A | | 1 |
| 75/ | E100/350 | D5UZ 18548-A | | 1 |
| 18A548 GROMMET (A/C LIQUID LINE & WIRING INLET) | | | | |
| 75 | E100/350 w/ aux. heater and/or aux. A/C | D5UZ 18A548-A | | 1 |

APRIL, 1980

COPYRIGHT © 1980- FORD MOTOR COMPANY --DEARBORN, MICHIGAN

CHANGE 1

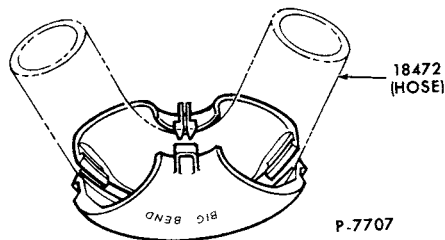
1973/79
TRUCK SERIES 100/500

| YEAR | MODEL/RESTRICTIONS | PART NUMBER | DESCRIPTION | QTY. |
|------------------------------|--|--------------|-----------------------------|------|
| 18549 CONTROL ASSY. (HEATER) | | | | |
| 73/74 | E100/300 | D3UZ 18549-A | | 1 |
| 75/76 | E100/350 -- w/heater & aux. heater | D5UZ 18549-A | Includes main & aux. switch | 1 |
| 73 | F100/350 -- w/aux. fuel tank | D3TZ 18531-A | | 1 |
| 74 | F100/350 -- w/aux. fuel tank | D4TZ 18531-C | Includes fuel tank switch | 1 |
| 75/76 | F100/350 -- aux. fuel tank | D5TZ 18531-A | | 1 |
| 73/74 | F100/350 -- w/o aux. heater | D3TZ 18531-B | | 1 |
| 75/76 | E100/350 -- w/o aux. heater | D5TZ 18531-B | | 1 |
| 75/76 | F100/350 -- w/o aux. fuel tank | | | 1 |
| 77 | F100/350 -- w/o Aux Fuel Tank | D7TZ 18531-A | | 1 |
| 78/78 | F100/350 -- w/o aux fuel tank & w/o deluxe heater vent "Before Ser. CA0,001" | | | 1 |
| 78/79 | F100/350 -- w/o aux. fuel tank & w/o deluxe heater vent "From Ser. CA0,001" | D9TZ 18549-E | Control | 1 |
| 78 | F100/350 -- w/o aux. fuel tank & w/deluxe heater vent "Before Ser. CA0,001" | D8TZ 18549-B | | 1 |
| 78/79 | F100/350 -- w/o aux. fuel tank & with deluxe heater vent "From Ser. CA0,001" | D9TZ 18549-F | Control | 1 |
| 77 | F100/350 -- w/Aux fuel tank | D7TZ 18531-B | | 1 |
| 78 | F100/350 -- w/aux. fuel tank & w/o deluxe heater vent "Before Ser. CA0,001" | | | 1 |
| 78 | F100/350 -- with aux. fuel tank & w/o deluxe heater vent "From Ser. CA0,001" | D8TZ 18549-M | Control | 1 |
| 79 | F100/350 -- with aux. tank & w/o deluxe heater vent | D9TZ 18549-C | | 1 |
| 78 | F100/350 -- w/aux. fuel tank & w/deluxe heater vent "Before Ser. CA0,001" | D8TZ 18549-A | | 1 |
| 78 | F100/350 -- with aux. fuel tank & with deluxe heater vent "From Ser. CA0,001" | D8TZ 18549-L | Control | 1 |
| 79 | F100/350 -- with aux. tank & w/deluxe heater vent | D9TZ 18549-D | | 1 |
| 77/79 | E100/350 -- with aux. heater & w/o deluxe heater vent | D9UZ 18549-A | Control | 1 |
| 78 | E100/350 -- w/ aux. heater & w/deluxe heater vent | D8UZ 18549-A | Control assy. | 1 |
| 79 | E100/350 -- with aux. heater & with deluxe heater vent | D9UZ 18549-D | Control | 1 |

1973/79
TRUCK SERIES 100/500

SECTION 180 13

| YEAR | MODEL/RESTRICTIONS | PART NUMBER | DESCRIPTION | QTY. |
|---|--|---------------|--|------|
| 18549 CONTROL ASSY. (HEATER) — Cont'd. | | | | |
| 77 | E100/350 -- w/o aux heater | D7UZ 18549-B | Control assy. | 1 |
| 78 | E100/350 -- w/o aux. heater & w/o deluxe heater vent | | | 1 |
| 79 | E100/350 -- w/o aux. heater & w/o deluxe heater vent | D9UZ 18549-B | Control | 1 |
| 78/ | E100/350 -- w/o aux. heater & w/deluxe heater vent | D8UZ 18549-B | Control assy. | 1 |
| 79 | E100/350 -- w/o aux. heater & with deluxe heater vent | D9UZ 18549-C | Control | 1 |
| 73/77 | F500(81) | C8TZ 18549-A | | 1 |
| 73/77 | F500(81) | 52012-S8 | (U-202)-screw-flat hd.-self tapping- No. 8-15 x 1/2" | 3 |
| 18552 CABLE ASSY. (HEATER AIR) | | | | |
| 73/ | F100/350 | D3TZ 18552-A | | 1 |
| 73/77 | F500(81) | C8TZ 18552-C | | 1 |
| 18C557 PLATE ASSY. (HEATER) | | | | |
| 73/74 | E100/300 | C8UZ 18C557-A | Economy | 1 |
| 18A560 DOOR (HEATER AIR VENT) | | | | |
| 73/ | E100/300 | D3UZ 18A560-A | | 1 |
| 18564 BRACKET (HEATER BLOWER MOTOR MOUNTING) | | | | |
| 73/74 | E100/300 | C8UZ 18564-B | | 1 |
| | | 42141-S8 | (U-250)-screw-No. 10-12 x 3/4" | 4 |
| | | ★374851-S2 | Nut-No. 10-spring | 4 |
| 18A568 CONNECTOR (HEATER INLET HOSE) | | | | |
| 73/ | F100/350 or Hi/low vent system | D3TZ 18A568-A | | 1 |
| 73/ | F100/350 -- integral A/C or Hi/low vent system | D3TZ 18A568-B | Accordian type | 1 |
| 73/77 | F500(81) | C7TZ 18A568-A | | 1 |
| 18C568 LINK ASSY. (HEATER DEFROSTER DOOR) | | | | |
| 73/74 | E100/300 | C8UZ 18C568-A | | 1 |
| 18570 GASKET (HEATER TO DASH) | | | | |
| 73/ | F100/350 | D3TZ 18570-A | | 1 |
| 18572 CLAMP (HEATER HOSE) | | | | |
| 73/ | E100/300,F100/350,B-F500 | BPA 18572-A | Multiple usage | AR |
| 18573 BENDER (HEATER HOSE) | | | | |



| | | | | |
|---------------------------|---|--------------|---|---|
| 73/ | All | D1AZ 18573-A | *KX-1-A-use with 5/8" I.D. hose-for hose refer to group 18472 | 1 |
| 18578 SWITCH ASSY. | | | | |
| 73/74 | E100/300 | C8UZ 18578-A | Heater | 1 |
| 75/ | E100/350 -- w/aux. heater or aux. A/C | D5UZ 18578-A | | 1 |
| 73/74 | E100/300 -- integral A/C or aux. A/C "Before Ser. S40,001" | C9UZ 19986-A | *YH-89 -main & aux. evaporator | 2 |
| 74 | E100/300 -- aux A/C "From Ser. S40,001" | D4UZ 19986-A | *YH-207-aux. evaporator | 1 |

APRIL, 1980

COPYRIGHT © 1980— FORD MOTOR —DEARBORN, MICHIGAN
COMPANY

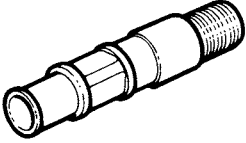
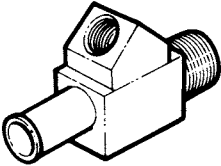
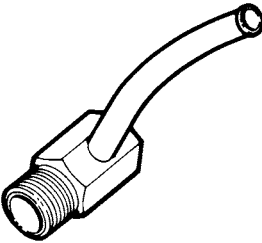
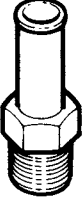
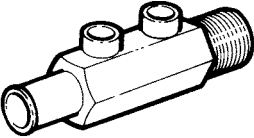
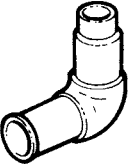






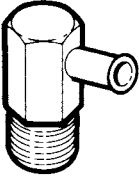
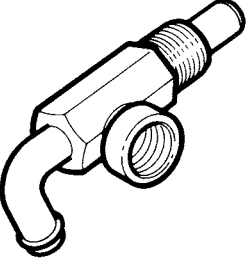
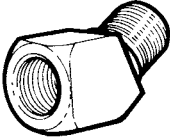
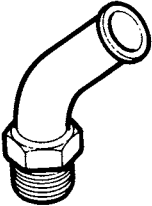
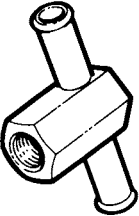
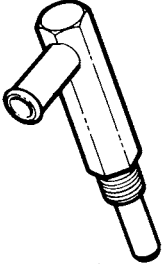
CHANGE 1

1973/79
TRUCK SERIES 100/500

| YEAR | MODEL/RESTRICTIONS | PART NUMBER | DESCRIPTION | QTY. |
|---|---|---------------|--|------|
| 18578 SWITCH ASSY. — Cont'd. | | | | |
| 74 | E100/300 -- integral A/C— "From Ser. S40,001" | C9UZ 19986-A | *YH-89—main evaporator | 1 |
| 73/74 | E100/300 -- 6 cyl.—integral A/C | D3UZ 18578-A | Blower & temp.—includes Bowden cable—48" long | 1 |
| 73/74 | E100/300 -- 6 cyl.—aux. heater | | | 1 |
| 73/74 | E100/300 -- 8 cyl. integral A/C | D3UZ 18578-B | Blower & temp.—includes Bowden cable—58" long | 1 |
| 73/74 | E100/300 -- 8 cyl.—aux. heater | | | 1 |
| 73/78 | F100/350 "Before Ser. CA0,001" | D3AZ 19986-A | *YH-2—heater or integral A/C | 1 |
| 75/ | E100/350 -- w/main heater and main A/C | | | 1 |
| 78/ | F100/350 -- "From Ser. CA0,001" | D5AZ 19986-A | YH-264 | 1 |
| 73/ | E100/350 -- built-in— A/C (dealer installed) | D1RY 19986-A | | 1 |
| 73/ | F100/250 -- built in A/C (dealer installed) | | | 1 |
| 73/ | F500(81) | C8TZ 18578-A | | 1 |
| 18581 PLATE (BLOWER MOTOR MOUNTING) | | | | |
| 75/ | E100/350 -- main or aux. heater | D5UZ 18581-A | | 1 |
| 73/ | F100/350 | D3TZ 18581-A | | 1 |
| 73/ | F500 | D1TZ 18581-A | | 1 |
| 73/ | F100/250 -- built-in A/C— (dealer installed) | D4TZ 18581-A | | 1 |
| 75/ | E100/350 -- built in A/C (dealer installed) | | | 1 |
| 18583 GASKET (AIR CONDITIONER BLOWER MOTOR MOUNTING) | | | | |
| 75/ | E100/350 -- main or aux. heater | D5UZ 18583-A | | 2 |
| 73/ | F100/250 -- built-in A/C (Dealer installed) | D4TZ 18583-A | | 1 |
| 75/ | E100/350 -- built-in A/C (dealer installed) | | | 1 |
| 73/ | F100/250 -- built-in A/C— (dealer installed) | D4TZ 18583-A | | 1 |
| 75/ | E100/350 -- built in A/C (dealer installed) | | | 1 |
| 18A586 WIRING ASSY. (HEATER SWITCH TO BLOWER MOTOR)—Unless listed below improvise from bulk wire (14296) | | | | |
| 18591 RESISTOR ASSY. (HEATER SWITCH TO BLOWER MOTOR) —Also refer to Group 19A706 | | | | |
| 73/ | F100/350 -- heater | C9AZ 18591-A | | 1 |
| 73/ | F500(81) | | | 1 |
| 75/ | E100/350 -- w/heater | | | 1 |
| 18593 HOUSING (HEATER BLOWER MOTOR) | | | | |
| 73/74 | E100/300 | D3UZ 18593-A | Economy | 1 |
| 73/74 | E100/300 | D3UZ 18593-B | Hi—output | 1 |
| 18A594 RETAINER (AIR INLET DUCT) | | | | |
| 73/ | F100/350 -- integral A/C or Hi/Low vent system | D3TZ 18A594-A | | 1 |
| 18596 GASKET (HEATER CORE TUBE) | | | | |
| 73/ | F100/350 | D3TZ 18596-A | | 1 |
| 18A596 GASKET (HEATER CORE CASE) | | | | |
| 75/ | E100/350 -- heater | D5UZ 18A596-A | | 1 |
| 18598 BEZEL | | | | |
| 73/74 | E100/300 -- w/aux. heater | C5TZ 18598-A | Blower switch | 1 |
| 73/74 | E100/300 -- integral A/C | D3UZ 18598-A | Blower switch | 1 |

1973/79
TRUCK SERIES 100/500

18599 ELBOW (HOT WATER HEATER and AIR CONDITIONER CONNECTION)

| | | | |
|---|---|--|---|
|  <p>TYPE #1</p> |  <p>TYPE #2</p> |  <p>TYPE #3</p> |  <p>TYPE #4</p> |
|  <p>TYPE #5</p> |  <p>TYPE #6</p> |  <p>TYPE #7</p> |  <p>TYPE #8</p> |
|  <p>TYPE #9</p> |  <p>TYPE #10</p> |  <p>TYPE #11</p> |  <p>TYPE #12</p> |
|  <p>TYPE #13</p> |  <p>TYPE #14</p> |  <p>TYPE #15</p> |  <p>TYPE #16</p> |
|  <p>TYPE #17</p> |  <p>TYPE #18</p> | | <p>P-12946</p> |

**1973/79
TRUCK SERIES 100/500**

| YEAR | MODEL/RESTRICTIONS | PART NUMBER | TYPE | DESCRIPTION | QTY. |
|---|---|---------------|------|--|------|
| 18599 ELBOW (HOT WATER HEATER and AIR CONDITIONER CONNECTION) - Also refer to groups 79A455 or 18663 | | | | | |
| 73/ | All | 8A 18599 | 16 | "45°" - 3/8"-18-5/8" hose connection | 1 |
| 73/76 | E100/350, F100/150 -- 8 cyl. 240 w/125° power vacuum source | D3TZ 18599-A | 2 | "Y" shaped-3/8"-18 eng. conn.-5/8" hose conn.-3/8"-18 female thread | 1 |
| 75/76 | B-F500, E-F100/350, P350/500 | | | | 1 |
| 73/ | E100/350 -- 8 cyl. 351 | D0AZ 18599-A | 16 | "90°"-1/2"-14 eng. conn.-5/8" hose conn. | 1 |
| 74/ | E100/350 -- 8 cyl. 302 - Calif. | D4UZ 18599-A | 3 | "30°"-3/8"-18 eng. conn.-1/2" hose conn. | 1 |
| 75/ | E100 -- 8 cyl. 351 | D4TZ 18599-C | 12 | "T" shaped - (1) 1/4" hose conn.- (2) 5/8" hose conn. | 1 |
| 74/ | F100 -- 8 cyl. 302 Calif. | | | | 1 |
| 75/ | E100 -- 8 cyl. 351 | D50Z 18599-A | 11 | "90°"-3/8"-18 eng. conn.-3/8"-18 female tube conn.-1/4" hose conn. | 1 |
| 73/ | F100 -- 2/W/D-8 cyl. 302, 351 | D30Z 18599-A | 14 | "90°"-3/8"-18 eng. conn.-3/8"-18 female tube conn. - 5/8" hose conn. | 1 |
| 75/ | F100 -- 8 cyl. 360 - U.S. only | D5TZ 18599-B | 5 | "90°"-3/8"-18 eng. conn.-2) 3/18"-18 female tube conn.-1) 5/8" hose conn. | 1 |
| 75/ | F150/350 -- 8 cyl. 360 | | | | 1 |
| 73/ | F100/350 -- 8 cyl. 360, 390 | 8M 18599 | 8 | "Straight"-3/8"-18 eng. conn.-1/2" hose conn. | 1 |
| 74/ | F100/150 -- 8 cyl. 302 - Calif. | D4TZ 18599-B | 10 | "90°"-3/8"-18 eng. conn.-2) 3/8"-18 female tube conn.-1) 1/4" hose conn. | 1 |
| 74/ | F100/350 -- 8 cyl. 460 | D1AZ 18599-A | 13 | "90°"-1/2"-14 eng. conn.-5/8" hose conn. | 1 |
| 73/76 | M450/500 -- 8 cyl. 460 | | | | 1 |
| 73/ | F100/250 -- 8 cyl. 360, 390-built- in A/C (dealer installed) | D2TZ 18599-A | 15 | "45°"-3/8"-18 eng. conn.-3/8"-18 female tube conn. | 1 |
| 74/ | F100/150 -- 8 cyl. 302 Calif. | D4TZ 18599-A | 15 | "90°"-3/8"-18 eng. conn. 3/8"-18 female tube conn.-5/8" hose conn. | 1 |
| 74/ | E200/250 -- 8 cyl. 302 - under 6M G.V.W. | C6AZ 18599-B | 16 | "90°"-1/2"-14 eng. conn.-5/8" hose conn. | 1 |
| 76 | E350 (89) -- 8 cyl. 302 | | | | 1 |
| 73/75 | F100/350 -- 8 cyl. 360, 390 - w/o ev/em | D0AZ 18599-A | 16 | "90°"-1/2"-14 eng. conn.-5/8" hose conn. | 1 |
| 74/ | F100/350 -- 8 cyl. 360, 390 | C1AF 18599-A | 18 | "90°"-3/8"-18 eng. conn.-5/8" hose conn. | 1 |
| 73/76 | M450/500 -- 8 cyl. 460 | D3VZ 18599-A | 11 | "90°"-1/2"-14 eng. conn.-1/2"-14 female conn.-5/8" hose conn. | 1 |
| 73/76 | M450/500 -- 8 cyl. 361 | D1TZ 18599-A | 6 | "90°"-push-in type-3/4" eng. conn. 3/4" hose conn. | 1 |
| 79 | E100/350 -- 8 cyl. 300 | D9TZ 18599-A | 14 | "90°" 5/8 hose conn. x 3/8 engine conn. x 3/8 female conn. to EGR control valve | 1 |
| 79 | F100/350 -- 8 cyl. 300 | | | | 1 |
| 79 | E100/350 -- 8 cyl. 400 | D9UZ 18599-A | 1 | 1/2 pipe x 5/8 hose | 1 |
| YEAR | MODEL/RESTRICTIONS | PART NUMBER | | DESCRIPTION | QTY. |
| 18B604 WIRING ASSY. (HEATER CONTROL) | | | | | |
| 75/79 | E100/350 -- w/main heater only "Before Ser. EE0,001" | D5UZ 18B604-A | | | 1 |
| 79 | E100/350 -- w/main heater only "From Ser. EE0,001" | D9UZ 18B604-A | | | 1 |
| 75/78 | E100/350 -- w/main and aux. heater "Before Ser. CE0,001" | D5UZ 18B604-B | | | 1 |
| 78/ | E100/350 - w/main and aux. heater "From Ser. CE0,001" | D8UZ 18B604-A | | | 1 |
| 18C615 BRACKET (HEATER BLOWER MOTOR MOUNTING) | | | | | |
| 73/74 | E100/300 -- w/aux. heater | C8UZ 18C615-A | | | 1 |
| 18C617 WIRING ASSY. (BACK WINDOW HEAT CONTROL) | | | | | |
| 77/78 | F100/350 | D7TZ 18C617-A | | | 1 |
| 18C621 SWITCH & LIGHT ASSY. (BACK WINDOW HEATER) | | | | | |
| 77/ | F100/350 -- w/heated b/lite | D7TZ 18578-A | | | 1 |
| 18C622 LAMP ASSY. (BACK WINDOW HEAT CONTROL WARNING) | | | | | |
| 77/78 | F100/350 | D7TZ 18C622-A | | | 1 |
| 79 | E100/300 -- Used As A Premium Sound System Warning Lamp | D20Z 18C622-A | | | 1 |
| 18623 BRACKET (BACK WINDOW HEAT CONTROL MOUNTING) | | | | | |
| 77 | F100/350 | D7TZ 18623-A | | | 1 |
| 78/ | F100/350 | D8TZ 18623-A | | | 1 |

1973/79
TRUCK SERIES 100/500

SECTION 180 17

| YEAR | MODEL/RESTRICTIONS | PART NUMBER | DESCRIPTION | QTY. |
|---|---|-------------------|-------------------------------|------|
| 18633 DUCT ASSY. (HEATER AIR OUTLET) | | | | |
| 73/74 | E100/300 | C8UZ 18633-A | | 1 |
| 75/ | E100/350 | D5UZ 18633-A | L.H. | 1 |
| | | 52554-S8 | (U-230)-screw-No. 8-15 x 5/8" | 2 |
| 18A636 NOZZLE and CONNECTOR ASSY. (WINDSHIELD DEFROSTER) - Also refer to group 18490 | | | | |
| 73/77 | F500 (81) | C7TZ 18A636-A | | 2 |
| 18C641 RELAY ASSY. (BACK WINDOW HEAT CONTROL) | | | | |
| 77/78 | F100/350 | D7TZ 18C641-A | | 1 |
| | "Before Ser. BE0,001" | | | |
| 78/ | F100/350 | D8AZ 18C641-A | | 1 |
| | "From Ser. BE0,001" | | | |
| 18663 TUBE (HEATER WATER OUTLET)-Also refer to group 18599 | | | | |
| 73/74 | E100/350 -- w/aux. heater | C5AZ 18663-C | | 2 |
| 74/ | E100/350 -- w/aux. heater | D5UZ 18663-A | | 2 |
| 18A668 BEZEL (HEATER CONTROL) | | | | |
| 73/74 | E100/300 | D3UZ 18A668-A | | 1 |
| 18669 DEFLECTOR (HEATER INLET) | | | | |
| 75/ | E100/350 -- w/heater | D5UZ 18669-A | | 1 |
| 18C675 BRACKET (HEATER CORE SUPPORT LOWER) | | | | |
| 73/ | F100/350 -- integral A/C of hi-low vent system | D3TZ 18C675-A | | 1 |
| 18C678 BRACKET (HEATER DAMPER DOOR) | | | | |
| 75/ | E100/350 -- w/aux. htr. & aux. A/C | D5UZ 18C678-A | | 2 |
| 18B689 RETAINER (HEATER CORE) | | | | |
| 73/ | F500(81) | C5TZ 18B689-A | | 1 |
| 75/ | E100/350 -- w/high-output htr. | D5UZ 18B689-A | | 1 |
| 18731 DOOR (AIR CONDITIONER or HEATER AIR INLET DUCT) | | | | |
| 73/ | F100/350 -- integral A/C or hi-low vent system | D3TZ 18731-A | | 1 |
| 18734 SHAFT (HEATER AIR INLET DUCT DOOR) | | | | |
| 73 | F100/350 -- integral A/C or hi-low vent system | D3TZ 18734-A | | 1 |
| 18752 DOOR ASSY. (AIR INLET DAMPER - A/C & HEATER) | | | | |
| 75/ | E100/350 -- w/integral A/C- or Hi/Low vent system | D5UZ 18752-A | Main evaporator | 1 |
| 18755 HOUSING (AIR CONDITIONER BLOWER OUTER) | | | | |
| 75/ | E100/350 -- integral A/C or Hi/low vent system | D6UZ 18755-A | Main evaporator | 1 |
| 75/ | E100/350 -- w/aux. A/C or aux. heater | D5UZ 18755-B | | 1 |
| 73/ | F100/250 -- built-in A/C- (dealer installed) | D4TZ 18755-A | Lower | 1 |
| 75/ | E100/350 -- built in A/C (dealer installed) | | | 1 |
| 73/ | F100/250 -- built-in A/C- (dealer installed) | D4TZ 18755-B | Upper | 1 |
| 75/ | E100/350 -- built in A/C (dealer installed) | | | 1 |
| 18B804 MICROPHONE ASSY. (C.B. RADIO) | | | | |
| 78/ | E100/350 | D84Y 18B804-A | | 1 |
| 78/ | F100/350 | | | |
| 18805 RADIO - for complete installation-select one each of the following: Antenna, Radio & Speaker Parts | | | | |
| Note 1 -Additional parts needed to complete radio installation - (1) -pc. D5UZ 11044D70-B panel assy. | | | | |
| (1) pc. D5UZ 1104460-A name plate & (1) pc D5UZ 1104648-A cigar lighter hole cover | | | | |
| 73/74 | E100/300 | C8UZ 18813-A | Antenna (manual) | 1 |
| | | ★ D3UZ 18805-AA | AM-incl. antenna-complete kit | 1 |
| | | r/bdetails (9/75) | | |
| | | D2UZ 18806-A | AM-chassis monaural | 1 |

APRIL, 1980

COPYRIGHT © 1980-

FORD MOTOR
COMPANY

-DEARBORN, MICHIGAN

CHANGE 1

1973/79
TRUCK SERIES 100/500

| YEAR | MODEL/RESTRICTIONS | PART NUMBER | DESCRIPTION | QTY. |
|--------|--|--------------------------|--|------|
| 18805 | RADIO - for complete installation-select one each of the following: Antenna, Radio & Speaker Parts - Cont'd | | | |
| Note 1 | -Additional parts needed to complete radio installation - (1) -pc. D5UZ 11044D70-B panel assy. (1) pc. D5UZ 1104460-A name plate & (1) pc D5UZ 1104648-A cigar lighter hole cover | | | |
| 75/76 | E100/350 | D6UZ 18813-A | Antenna- | 1 |
| | | D6UZ 18813-A | Antenna | 1 |
| | | D4AZ 18806-A | AM-chassis monaural | 1 |
| | | ★ D4AZ 18806-B (5/78) | AM/FM/MPLX-chassis-stereo Repl. by D7AZ 18806-A and D5UZ 18888-B | 1 |
| | | D4AZ 18806-C | AM/FM-multiplex tape player-chassis-stereo | 1 |
| | | D6DZ 18806-B | AM/FM Monaural-chassis | 1 |
| | | D5UZ 18819-B | Speaker & hardware kit- AM or AM/FM monaural - NOTE 1 | 1 |
| | | D9UZ 18819-A | Speaker & hardware kit stereo-NOTE 1 | 1 |
| 77/79 | E100/350 | D6UZ 18813-A | Antenna kit | 1 |
| | | D6DZ 18806-C | Chassis-AM monaural | 1 |
| | | D8UZ 18806-A | Chassis-AM/digital clock monaural | 1 |
| | | D6DZ 18806-B | Chassis-AM/FM monaural | 1 |
| | | D7AZ 18806-A | Chassis-AM/FM/multiplex stereo | 1 |
| | | D5LY 18806-A | Chassis-AM/FM/multiplex/signal search stereo | 1 |
| | | D6ZZ 18806-A | Chassis-AM/8 track tape stereo | 1 |
| | | D4AZ 18806-C | Chassis-AM/FM/multiplex/8 track tape stereo | 1 |
| | | D6SZ 18806-A | Chassis-AM/FM/multiplex/quadrasonic tape stereo | 1 |
| | | D8BZ 18806-A | Chassis-AM/FM/multiplex/cassette tape stereo | 1 |
| | | D5UZ 18819-B | Speaker and hardware kit-monaural-incl. (1) speaker for instrument panel. | 1 |
| | | D9UZ 18819-A | Speaker and hardware kit-stereo (4) speakers | 1 |
| 73/77 | F500(81) | D3TZ 18813-B | Antenna (manual) | 1 |
| | | D3TZ 18805-AA | AM-incl. antenna-complete kit | 1 |
| | | D3TZ 18806-C | AM-chassis monaural | 1 |
| 74/76 | F100/350 -- Canada only | D3ZZ 18806-C | AM/stereo tape-chassis stereo | 1 |
| 74/76 | F100/350 -- Canada only- w/o integral A/C | D4TZ 18819-A | Speaker & hardware kit AM/stereo kit | 1 |
| 73/75 | F100/350 | D6TZ 18813-A | Antenna | 1 |
| | | D4TZ 18806-A | AM/FM-multiplex-chassis stereo | 1 |
| | | D9TZ 18819-A | Speaker & hardware kit stereo type | 1 |
| 76/77 | F100/350 | D6TZ 18813-A | Antenna kit | 1 |
| | | D6TZ 18806-A | AM-chassis-monaural | 1 |
| | | D7TZ 18806-A | AM/FM chassis-monaural | 1 |
| | | D6TZ 18806-B | AM/FM/mpix-chassis-stereo | 1 |
| | | D7TZ 18819-A | Speaker & hardware kit-monaural | 1 |
| | | D9TZ 18819-A | Speaker & hardware kit-stereo | 1 |
| 78/ | F100/350 | D8TZ 18813-A | Antenna | 1 |
| | | D6TZ 18806-A | Chassis-AM/monaural | 1 |
| | | D8TZ 18806-A | Chassis-AM/digital clock monaural | 1 |
| | | D7TZ 18806-A | Chassis-AM/FM/monaural | 1 |
| | | D6TZ 18806-B | AM/FM/MPLX chassis-stereo | 1 |
| | | D7TZ 18819-A | Speaker and hardware kit-monaural | 1 |
| | | D9TZ 18819-A | Speaker and hardware kit-stereo | 1 |

18806 Refer to group 18805

188806 C.B. RADIO ANTENNA and HARDWARE PARTS
(For complete installation select (1) each of the following: antenna, chassis, and hardware parts)

| | | | | |
|-----|-------------------|---------------|---|---|
| 78/ | E100/350,F100/350 | D8VY 188806-A | Chassis and transmitter-includes microphone | 1 |
| 78/ | E100/350 | D8UZ 18813-A | Antenna | 1 |
| 78/ | F100/350 | D8TZ 18813-B | Antenna | 1 |
| 78/ | F100/350 | D8TZ 18819-A | Hardware kit-chassis & antenna adapter | 1 |
| 78/ | E100/350 | D8UZ 18819-A | Hardware kit-chassis & antenna adapter | 1 |

**1973/79
TRUCK SERIES 100/500**

SECTION 180 19

| YEAR | MODEL/RESTRICTIONS | PART NUMBER | DESCRIPTION | QTY. |
|---|--|-------------------|--|------|
| 18808 SPEAKER (RADIO RECEIVER) | | | | |
| 73/74 | E100/350 -- front monaural | D2AZ 18808-B | # D2AA-18805-BA-4" x 10" | 1 |
| 75/ | E100/350 -- front monaural | D2AZ 18808-D | # D20A 18808-BB - 6" x 9" | 1 |
| 78 | E100/350 -- C.B.-front w/stereo | D8BZ 18808-B | 5 1/2" x 7 1/2" | 1 |
| 75/78 | E100/350 -- rear monaural and stereo | D3AZ 18808-C | 5 1/2" x 7 1/2" | 1 |
| 73/78 | E-F100/350 -- front stereo | D5AZ 18808-A | 5 1/4" round | 2 |
| 79 | E100/350 -- front stereo | D9UZ 18808-A | # D9UF 18808-AA, 5 1/4" round | 2 |
| 79 | E100/350 -- rear monaural and stereo | D9UZ 18808-B | # D9UF 18971-AA, 5 1/2" x 7 1/2" | 2 |
| 73/ | F100/350 -- front monaural | D5FZ 18808-A | # D3TA 18808-BC - 5" x 7" | 1 |
| 73/77 | F500 -- front monaural | D2TZ 18808-B | 5" x 7" | 1 |
| 79 | F100/350 -- front stereo | D9TZ 18808-A | # D9TF 18808-AA, 5 1/4" round | 2 |
| 18812 CABLE ASSY. (RADIO ANTENNA LEAD-IN) | | | | |
| 73/74 | E100/300 -- exc. built-in A/C (dealer installed) | C8UZ 18812-A | | 1 |
| 73/74 | E100/300 -- built-in A/C (dealer installed) | D2SZ 18812-A | | 1 |
| 75/78 | E100/350 -- w/o C.B. | D5UZ 18812-A | | 1 |
| 79 | E100/350 -- w/o C.B. | D9UZ 18812-AA | | 1 |
| 78/ | E100/350 -- C.B. with Capt. chair | D8UZ 18812-A | # D8UB 18B838-BA - from network to bottom of Capt. chair | 1 |
| 78/ | E100/350 -- C.B. with std. seat | D8UZ 18812-B | # D8UB 18B838-AA - from network to C.B. chassis | 1 |
| 78/ | E100/350 -- C.B. with Capt. chair | D8UZ 18812-C | # D8UB 18B839-AA - from Capt. chair to C.B. chassis | 1 |
| 78/ | E100/350 -- C.B. | D8UZ 18812-D | From antenna to network | 1 |
| 78/ | F100/350 -- with C.B. | D8TZ 18812-A | From network to chassis | 1 |
| 188812 NETWORK ASSY. (AM/FM/C.B. RADIO) | | | | |
| 78/79 | E100/350 "Before Ser. FA5,001" | D8UZ 188812-A | | 1 |
| 79 | E100/350 "From Ser. FA0,001" | D9UZ 188812-A | | 1 |
| 78/79 | F100/350 "Before Ser. FA5,001" | D8TZ 188812-A | | 1 |
| 79 | F100/350 "From Ser. FA0,001" | D9TZ 188812-A | | 1 |
| 18813 Refer to group 18805 | | | | |
| 188813 BRACKET (C.B. RADIO MICROPHONE RETAINING) | | | | |
| 78/ | E100/350 | D8UZ 188813-A | | 1 |
| 78/ | F100/350 | D8TZ 188813-A | | 1 |
| 18815 BRACKET (RADIO SPEAKER MOUNTING) | | | | |
| 73/ | E100/300 -- built-in A/C (dealer installed) | (RH) D3UZ 18815-A | (LH) D3UZ 18815-B | 1 |
| 73/77 | F500(81) | D3TZ 18815-A | Attach to instrument panel | 1 |
| 73/ | F100/500 | C8TZ 18815-A | Attach to speaker | 1 |
| 18816 CARTRIDGE KIT (STEREO TAPE) | | | | |
| 75 | All | D5AZ 18816-A | | 1 |
| 76 | All | D6AZ 18816-A | | 1 |
| 77 | All -- stereo tape | D7AZ 18816-A | | 1 |
| 77 | All -- quadrasonic tape | D7AZ 18816-B | | 1 |
| 78 | All -- 8 track | D8AZ 18816-A | | 1 |
| 78 | All -- quadrasonic tape | D8AZ 18816-B | | 1 |
| 78 | All -- cassette | D8AZ 18816-C | | 1 |
| 79 | All -- quadrasonic | D9AZ 18816-A | | 1 |
| 79 | All -- 8 track | D9ZZ 18816-A | | 1 |
| 79 | All -- cassette | D9ZZ 18816-B | | 1 |
| 18817 KNOB ASSY. (RADIO RECEIVER) | | | | |
| 73/74 | E100/300 | C8UZ 18817-A | | 2 |
| 75/ | E100/350 | D3AZ 18817-A | | 2 |
| 73/75 | F100/350(81) -- "Before Ser. T00,001" | D1AZ 18817-A | | 2 |
| 75/ | F100/350 -- "From Ser. T00,001" | D4FZ 18817-A | | 2 |
| 73/77 | F500(81) | C8TZ 18817-B | | 2 |

1973/79
TRUCK SERIES 100/500

| YEAR | MODEL/RESTRICTIONS | PART NUMBER | DESCRIPTION | QTY. |
|---|--|--------------------|---|------|
| 188817 BRACKET ASSY. (C.B. RADIO NETWORK) | | | | |
| 78/79 | E100/350 | D8UZ 188817-A | With Aluminum Network | 1 |
| 79 | E100/350 | D9UZ 188817-A | With zinc die cast network | 1 |
| 18819 ADAPTOR (SPEAKER and HARDWARE) - refer to group 18805 | | | | |
| 188819 BRACKET (C.B. MICROPHONE CABLE MOUNTING) | | | | |
| 78/ | F100/350 | D8TZ 188819-A | | 1 |
| 78/ | E100/350 -- with bucket seat | D8UZ 188819-A | | 1 |
| 78/ | E100/350 -- with Capt. chair | D8UZ 188819-B | | 1 |
| 188821 RELAY ASSY. (C.B. RADIO SPEAKER) | | | | |
| 78/ | E100/350 | D8UZ 188821-A | | 1 |
| 78/ | F100/350 | D8TZ 188821-B | | 1 |
| 188828 COVER (C.B. RADIO CHASSIS) | | | | |
| 78/ | F100/350 | D8TZ 188828-A | | 1 |
| 18830 DISC (RADIO RECEIVER TONE CONTROL) | | | | |
| 73/74 | E100/300 | C8UZ 18830-A | | 2 |
| 73/ | F100/350(81) | D1AZ 18830-A | | 2 |
| 73/77 | F500(81) | C8TZ 18830-B | | 2 |
| 75/ | E100/350 | D2SZ 18830-A | | 2 |
| 18A830 SPACER (RADIO KNOB) | | | | |
| 73/74 | E100/300 -- built-in A/C (dealer installed) | (RH) D3UZ 18A830-A | (LH) D3UZ 18A830-B | 1 |
| 74 | F100/350 -- Canada only | D4TZ 18A830-A | AM stereo tape player | 1 |
| 18832 CAPACITOR (RADIO VOLTAGE REGULATOR) | | | | |
| 73/ | E100/300,F100/500 (81) | D5AZ 18832-A | | 1 |
| 79 | E100/350 -- with Integral A/C and C.B. | D8LY 18832-A | Located on blower motor--use with D9UZ-18832-A | 1 |
| 75/ | F100/350 -- w/360, 390 eng. | D5AZ 18832-B | | 1 |
| 75/ | E100/350 | | | 1 |
| 78/ | E-F100/350 -- C.B. | D8LY 18832-A | | 1 |
| 73/77 | F500(81) | D0LY 18832-A | | 1 |
| 188838 WIRING ASSY. (C.B. RADIO) - refer to group 18812 | | | | |
| 188839 WIRING ASSY. (C.B. RADIO EXTENSION) - refer to group 18812 | | | | |
| 188840 WIRING ASSY. (C.B. MIKE) | | | | |
| 78/ | E100/350 | D8UZ 188840-A | | 1 |
| 18842 BEZEL (RADIO CONTROL)-Also refer to group 10A860 | | | | |
| 73/74 | E100/300 -- w/o built-in A/C (dealer installed) | C8UZ 18842-A | | 1 |
| 73/74 | E100/300 -- built-in A/C (dealer installed) | D3UZ 18842-A | | 1 |
| 73/ | F100/350 | D3TZ 18842-A | | 1 |
| 77 | F100/350 | D7TZ 18842-A | Woodgrain instrument panel | 1 |
| 73/77 | F(500) | D1TZ 18842-A | | 1 |
| 18A842 BEZEL (RADIO SPEAKER FADER CONTROL) | | | | |
| 75/ | E100/350 -- w/o premium sound | D2AZ 18A842-A | "Speakers" | 1 |
| 79 | E100/350 -- with Premium Sound | D9UZ 18A842-A | | 1 |
| 188849 AMPLIFIER ASSY. (RADIO POWER BOOST EQUALIZER) | | | | |
| 79 | E100/350 -- Premium Sound | D9UZ 188849-A | | 1 |
| 188853 CONTROL ASSY. (RADIO POWER BOOST & EQUALIZER-AMPLIFIER) | | | | |
| 79 | E100/350 -- Premium Sound | D9UZ 188853-A | | 1 |

1973/79
TRUCK SERIES 100/500

| YEAR | MODEL/RESTRICTIONS | PART NUMBER | DESCRIPTION | QTY. |
|--|---|---------------|--------------------------------|------|
| 18860 BRACKET (RADIO POWER & BOOST EQUALIZER-AMPLIFIER) | | | | |
| 79 | E100/350 -- Premium Sound | D9UZ 18860-A | | 1 |
| 18W862 WIRING ASSY (C.B. RADIO EXTENSION) | | | | |
| 78/ | E100/350 | D8UZ 18W862-A | | 1 |
| 78/79 | F100/350 | D8TZ 18W862-A | | 1 |
| 18870 STRAP (RADIO HOOD BOND) | | | | |
| 75/ | E100/350 | D5UZ 18870-A | | 1 |
| 18A886 MAST ASSY. (RADIO ANTENNA REPLACEMENT) | | | | |
| 73/75 | F100/350(81) | C6AZ 18A886-A | | 1 |
| 73/75 | E100/350 | C0AZ 18A886-B | | 1 |
| 76 | F100/350 | | | |
| 75/ | E100/350 (exc. C.B.) | D5UZ 18A886-A | | 1 |
| 78/ | F100/350 (exc. C.B.) | | | 1 |
| 78 | F100/350 -- with C.B. | D80Z 18A886-A | | 1 |
| 78 | E100/350 -- with C.B. | | | 1 |
| 79 | E-F100/350 -- C.B. | D9DZ 18A886-A | | 1 |
| 18888 BRACKET (RADIO RECEIVER MOUNTING) | | | | |
| 75/77 | E100/350 -- mono | D5UZ 18888-C | Upper | 1 |
| | | D5UZ 18888-A | Lower | 1 |
| 78 | E100/350 -- mono | D5UZ 18888-C | Upper | 1 |
| | "Before Ser. BC0,001" | D8UZ 18888-A | Lower | 1 |
| 78/ | E100/350 -- mono | D8UZ 18888-B | Upper | 1 |
| | "From Ser. BC0,001" | D8UZ 18888-A | Lower | 1 |
| 75/77 | E100/350 -- stereo | D5UZ 18888-C | Upper | 1 |
| | | D8UZ 18888-E | Lower | 1 |
| 78/ | E100/350 -- stereo | D5UZ 18888-C | Upper | 1 |
| | | D8UZ 18888-E | Lower | 1 |
| 78/ | E100/350 -- C.B. | D8UZ 18888-C | Capt. chair - swivel type | 1 |
| 79 | E100/350 -- C.B. | D9UZ 18888-A | Capt. chair - non-swivel | 1 |
| 79 | E100/350 -- C.B. | | Bucket seat | 1 |
| 78 | E100/350 -- C.B. "Before Ser. CA0,001" | D8UZ 18888-D | Bucket seat | 1 |
| 78 | E100/350 "From Ser. CA0,001" | D8UZ 18888-F | Bucket Seat | 1 |
| 73/ | F100/350 | D8TZ 18888-B | | 1 |
| 73/77 | F500(81) | C8TZ 18888-A | | 1 |
| 18A900 WIRING ASSY. (RADIO TO REAR SPEAKER) | | | | |
| 75/ | E100/350 | D5UZ 18A900-A | | 1 |
| 18A901 WIRING ASSY. (RADIO REAR SEAT SPEAKER CONNECTOR) | | | | |
| 78/ | F100/350 -- Mono | D8TZ 18A901-A | | 1 |
| 78/ | E100/350-stereo | D8UZ 18A901-A | Replacement for dir inst'd kit | 1 |
| 79 | E100/350 (exc. cargo van) -- w/stereo-w/power dr. locks | D9UZ 18A901-A | | 1 |
| 79 | E100/350 (exc. cargo van) -- w/stereo-w/o power dr. locks | D9UZ 18A901-B | | 1 |
| 79 | E100/350 (cargo van) -- w/stereo w/o power dr. locks | D9UZ 18A901-C | | 1 |
| 79 | E100/350 (cargo van) -- w/stereo w/power door locks | D9UZ 18A901-D | | 1 |
| 18A908 GROMMET (RADIO ANTENNA CABLE) | | | | |
| 77/ | F100/350 | D8TZ 18A908-A | | 1 |
| 18A919 WIRING ASSY. (RADIO FEED) | | | | |
| 78/ | F100/350(w/o Super cab) -- with C.B. | D8TZ 18A919-A | | 1 |
| 78/ | F100/350(with Super cab) -- with C.B. | D8TZ 18A919-C | | 1 |
| 18936 BASE ASSY. (RADIO ANTENNA) | | | | |
| 75/ | E100/350 | D5UZ 18936-A | Includes gasket | 1 |

1973/79
TRUCK SERIES 100/500

| YEAR | MODEL/RESTRICTIONS | PART NUMBER | DESCRIPTION | QTY. |
|---|---|-----------------|---|------|
| 18A952 CHOKE (RADIO RECEIVER SUPPRESSION) | | | | |
| 73/77 | F500(81) | C9AZ 18A952-A | "Before Ser. 060,001" | 1 |
| 77 | F500 | D7HZ 18A952-A | Located on C.U. Regulator "From Ser. 060,001" | 1 |
| 18963 PLATE (RADIO SPEAKER MOUNTING) | | | | |
| 73/76 | F100/350(81) -- AM | D3TZ 18963-A | | 1 |
| 75/78 | E100/350 -- w/rear speaker | D5UZ 18963-A | | 2 |
| 79 | E100/350 (exc. cargo van) -- w/rear speaker | | | 2 |
| 79 | E100/350 (cargo van) -- w/rear speaker | D9UZ 18963-A | | 2 |
| 78/ | E100/350 -- C.B. with stereo | D8UZ 18963-A | Instr. panel mtg. | 1 |
| 18972 CONTROL (RADIO REAR SEAT SPEAKER VOLUME) | | | | |
| 75/ | E100-350 -- w/AM or AM/FM monaural | D2SZ 18972-B | | 1 |
| 18974 BAFFLE ASSY. (RADIO SPEAKER) | | | | |
| 73/74 | E100/300 | D2UZ 18974-A | | 1 |
| 18978 GRILLE ASSY. (RADIO SPEAKER) | | | | |
| 75/ | E100/350 -- stereo | D5UZ 18978-A | Rear mtd.-paint to match | 2 |
| 75/ | E100/350 -- monaural | D5UZ 18978-B | Instr. panel mtg.-paint to match | 1 |
| 78/ | E100/350 -- C.B. with stereo | D8UZ 18978-A | Instr. panel mtg.-paint to match | 1 |
| 75/ | E100/350 -- stereo | D5UZ 18978-C | Front door mtd.-paint to match | 2 |
| 18A984 BASE & CABLE ASSY. (RADIO ANTENNA) | | | | |
| 78/ | E100/350 -- C.B. | ★ D8UZ 18A984-A | R/b D8UZ 18813-A | 1 |
| 78/ | F100/350 -- C.B. | ★ D8TZ 18A984-A | R/b D8TZ 18813-B | 1 |

1973/79
TRUCK SERIES 100/500

| YEAR | MODEL/RESTRICTIONS | PART NUMBER | DESCRIPTION | QTY. |
|---|---|---------------|---|------|
| 19A041 WIRING ASSY. (RADIO SPEAKER) | | | | |
| 75/76 | E100/350 -- w/AM radio w/rear speaker | D5UZ 19A041-A | Connects fader sw to radio & speaker wiring | 1 |
| 77/78 | E100/350 -- AM or AM/FM monaural radio-w/rear speaker | | | 1 |
| 75/78 | E100/350 -- w/AM/FM multiplex radio | D5UZ 19A041-B | Front mtd. speaker | 1 |
| 75/78 | E100/350 -- w/AM/FM multiplex radio | D5UZ 19A041-C | Front door mtd. speaker | |
| 75/79 | E100/350 -- w/AM/FM multiplex tape player | D5UZ 19A041-D | | 1 |
| 79 | E100/350 -- stereo | D9UZ 19A041-C | R.H. & L.H.-front and rear speakers w/prem. sound | 2 |
| 79 | E100/350 -- stereo | D9UZ 19A041-D | R.H. & L.H.-front speakers w/prem. sound | 2 |
| 79 | E100/350 -- stereo w/power door locks | D9UZ 19A041-B | R.H. & L.H. | 2 |
| 79 | E100/350 -- stereo w/o power door locks | D9UZ 19A041-A | R.H. & L.H. | 2 |
| 79 | E100/350 -- stereo | D9UZ 19A041-E | R.H. & L.H.-front and rear speakers w/o prem. sound | 2 |
| 79 | E100/350 -- stereo | D5UZ 19A041-D | R.H. & L.H.-front speakers w/o prem. sound | 2 |
| 79 | E100/350 -- w/AM or AM/FM monaural radio-w/rear speaker | D9UZ 19A041-F | | 1 |
| 19A095 BOND (RADIO FREQUENCY INTERFERENCE SUPPRESSION) | | | | |
| 73/ | F100/500(81) | D3TZ 19A095-A | | 1 |
| 79 | F100/350 | D5FZ 19A095-A | | 1 |
| 75/ | E100/350 | D5UZ 19A095-A | | 1 |
| 19A121 BRACKET (RADIO CONTROL BEZEL) | | | | |
| 73/74 | E100/300 | C8UZ 19A121-A | | 1 |
| 19A123 WIRING ASSY. (RADIO SPEAKER EXTENSION) | | | | |
| 73/ | F100/350(81) -- w/stereo | D3TZ 19A123-A | Grommet-1 1/2" | 2 |
| | | ★384648-S | | 2 |
| 77/ | F100/350 -- w/stereo and illuminated marker mirrors-Canada only | D7TZ 19A123-B | | 1 |
| 19A260 BRACKET A/C BLOWER (MOUNTING TO R.H. COWL) | | | | |
| 74/ | F100/250 -- dir. installed A/C-built-in type | D4TZ 19A260-A | | 1 |
| 19E500 REFLECTOR FLARE KIT | | | | |
| 73/ | E100/350, F100/500 | D4AZ 19E500-A | | 1 |
| 19F503 BALL (TRAILER HITCH) | | | | |
| 73/74 | E100/300 | C6AZ 19F503-A | 1 7/8" dia. ball | 1 |
| 73/76 | F100/350 | | | 1 |
| 73/74 | E100/300 | C6AZ 19F503-B | 2" dia. ball | 1 |
| 73/76 | F100/350 | | | 1 |

1973/79
TRUCK SERIES 100/500

| YEAR | MODEL/RESTRICTIONS | PART NUMBER | DESCRIPTION | QTY. |
|--|---|--------------------|---|------|
| 19F524 REFLECTOR ASSY. (FLARE) | | | | |
| 74/76 | E100/300,F100/350 | D4AZ 19F524-A | | AR |
| 19B540 FIRE EXTINGUISHER KIT | | | | |
| 73/ | E,F,U100/350 | D6AZ 19B540-A | 10 BC Purple K-dry chemical | 1 |
| 19D550 ANTI-RATTLE (AIR CONDITIONER REGULATOR CONTROL) | | | | |
| 73/74 | E100/300 -- integral A/C | C9UZ 19D550-A | | 1 |
| 19A551 MEDALLION ASSY. (AIR CONDITIONER REGISTER) | | | | |
| 73/ | F100/250 -- hang-on A/C | D1FZ 19A551-A | | 1 |
| 19B552 SEAL (AIR CONDITIONER EVAPORATOR CORE TUBE TO CASE) | | | | |
| 73/75 | F100/350 -- integral A/C- | ★ D3TZ 19B552-A | Inner-not replaced | 1 |
| | "Before Ser. W00,001" | ★ D3TZ 19B552-B | Outer-not replaced | 1 |
| 75/ | F100/350 -- w/integral A/C | D5TZ 19B552-A | Inner | 1 |
| | "From Ser. W00,001" | D5TZ 19B552-B | Outer | 1 |
| 75/ | E100/350 -- w/integral A/C | D5UZ 19B552-C | Main evaporator-outer | 1 |
| 75/ | E100/350 -- w/aux. A/C or aux. htr. | D5UZ 19B552-B | Auxiliary evaporator-outer | 1 |
| 19A553 HOUSING (A/C EVAPORATOR or HEATER CORE) -- Also refer to group 19944 | | | | |
| 75/ | E100/350 -- aux. A/C and/or aux. htr. | D7UZ 19A553-A | | 1 |
| 19B554 BRACKET (AIR CONDITIONER EVAPORATOR OUTLET DUCT MOUNTING) | | | | |
| 73/74 | E100/300(89) -- integral A/C | C9UZ 19B554-A | | 1 |
| 78/ | E100/350 -- built-in auxiliary A/C (dealer installed) | (RH) D8UZ 19B554-A | (LH) D8UZ 19B554-B | 1 |
| 73/74 | E100/300(89) -- integral A/C | 52554-S8 | (U-230)-screw-No. 8-15 x 5/8" | 7 |
| 19A559 HOUSING (AIR CONDITIONER EVAPORATOR CORE) | | | | |
| 73/ | F100/350 -- w/integral A/C or Hi-lo vent | D5TZ 19A559-A | Front-when used on 73/74 veh. (1) pc D5TZ 19B589-A also required | 1 |
| 73/76 | F100/350 -- w/integral A/C "Before Ser. C75,000" | D3TZ 19A583-A | Rear | 1 |
| 76/ | F100/350 -- w/integral A/C or Hi-lo vent "From Ser. C75,000" | D7TZ 19A583-A | Rear | 1 |
| 75/76 | E100/350 -- w/integral A/C- "Before Ser. A50,001" | D5UZ 19A559-A | | 1 |
| 76/ | E100/350 -- integral A/C or Hi Lo vent "From Ser. A50,001" | D6UZ 19A559-B | | 1 |
| 19A563 VALVE (AIR CONDITIONER VACUUM CHECK) | | | | |
| 78/ | E100/350, F100/350 -- w/integral A/C | D70Z 19A563-A | | 1 |
| 19D564 COVER (AIR CONDITIONER EVAPORATOR THERMOSTAT TUBE) | | | | |
| 73/74 | E100/300 -- integral A/C | C9UZ 19D564-A | | 1 |
| | | 52554-S8 | (U-230)-screw.No.8-15 x 5/8" | 2 |
| 19A566 TANK and BRACKET (AIR CONDITIONER VACUUM RESERVOIR) | | | | |
| 75/76 | E100/350 -- integral A/C & aux. A/C "Before Ser. C75,000" | D40Z 19A566-A | | 1 |
| 76/78 | E100/350 -- integral A/C & aux. A/C or Hi-Lo vent "From Ser. C75,000 to AJ0,001" | D6TZ 19A566-A | | 1 |
| 78/ | E100/350 -- integral A/C & aux. A/C or Hi-Lo vent "From Ser. AJ0,001" | D70Z 19A566-A | | 1 |
| 76/78 | F100/350 -- integral A/C or Hi-Lo vent "Before Ser. AJ0,001" | D6TZ 19A566-A | # D6TA 19A566-A | 1 |
| 78/ | F100/350 -- integral A/C or Hi Lo vent "From Ser. AJ0,001" | D70Z 19A566-A | | 1 |
| 73/75 | F100/350 -- integral A/C | D0DZ 19A566-A | | 1 |
| 19A575 COVER (AIR CONDITIONER EVAPORATOR CORE FRONT HOUSING) | | | | |
| 73/ | F100/350 -- integral A/C | D3TZ 19A575-A | | 1 |

**1973/79
TRUCK SERIES 100/500**

| YEAR | MODEL/RESTRICTIONS | PART NUMBER | DESCRIPTION | QTY. |
|---|---|--------------------|------------------------------|------|
| 19D578 SEAL (AIR CONDITIONER EVAPORATOR CORE TO CASE) | | | | |
| 78/ | F100/350 -- integral A/C | D8TZ 19D578-A | | 1 |
| 19A580 SHAFT (AIR CONDITIONER DAMPER DOOR) | | | | |
| 73/ | F100/350 -- integral A/C or Hi-Lo vent | D3TZ 19A580-A | | 1 |
| 19A583 Refer to group 19A559 | | | | |
| 19B588 SEAL (AIR CONDITIONER TUBES TO DASH PANEL) | | | | |
| 73/74 | E100/300 -- integral A/C | D0UZ 19B588-A | A/C tubes to dash | 1 |
| 73/ | F100/350 -- integral A/C | D3TZ 19B588-A | A/C line to radiator support | 1 |
| 19B589 RETAINER (AIR CONDITIONER EVAPORATOR TUBE SEAL) | | | | |
| 73/75 | F100/350 -- integral A/C- "Before Ser. W00,001" | D3TZ 19B589-A | | 1 |
| 75/ | F100/350 -- w/integral A/C "From Ser. W00,001" | D5TZ 19B589-A | | 1 |
| 19A590 SEAL (AIR CONDITIONER EVAPORATOR CORE TOP) | | | | |
| 73/74 | E100/300 -- integral A/C | D0UZ 19A590-A | Rubber | 1 |
| 19C593 SEAL (A/C EVAPORATOR CASE TO DASH PANEL) | | | | |
| 75/ | E100/350 -- w/integral A/C | D5UZ 19C593-A | Main evaporator | 1 |
| 73/ | F100/350 -- integral A/C | D3TZ 19C593-A | | 1 |
| 19B594 BRACKET (AIR CONDITIONER CONDENSER MOUNTING)-Also refer to group 19B937 | | | | |
| 75/ | E100/350 -- integral A/C | D5UZ 19B594-A | Lower R.H. & L.H. | 2 |
| 78/ | E100/350 -- built-in auxiliary A/C (dealer installed) | (RH) D8UZ 19B594-A | (LH) D8UZ 19B594-B | 1 |
| 73/ | F100/350 -- integral A/C | (RH) D4TZ 19B594-A | (LH) D4TZ 19B594-B | 1 |
| 73/ | F100/250 -- built-in A/C- (dealer installed) | D1RY 19B594-A | | 1 |
| 19B595-6 Refer to Section 197 for Service Refrigerant Line Assemblies and/or replacement details | | | | |
| 19C603 WIRING ASSY. (HANG-ON A/C) | | | | |
| 75/ | E100/350,F100/250 -- w/ hang-on A/C | D2AZ 19C603-A | | 1 |
| 78/ | E100/350 -- built-in auxiliary A/C (dealer installed) | D8UZ 19C603-A | | 1 |
| 19D605 WIRE EXTENSION (BLOWER MOTOR FEED) | | | | |
| 75 | E100/350 -- with aux. A/C and/or aux. heater | D5UZ 19D605-A | # D5UB 19D605-AD | 1 |
| 76 | E100/350 -- with aux. A/C and/or aux. heater | D6UZ 19D605-A | # D6UB 19D605-AA | 1 |
| 76/77 | E100/350 -- with aux. A/C "Before Ser. Y20,001" | D6UZ 19D605-B | | 1 |
| 77/78 | E100/350 -- with aux. A/C "From Ser. Y20,001 to CE0,001" | D7UZ 19D605-A | | 1 |
| 78/ | E100/350 -- with aux. A/C "From Ser. CE0,001" | D8UZ 19D605-A | | 1 |
| 19618 THERMOSTAT ASSY. (AIR CONDITIONER EVAPORATOR TEMPERATURE CONTROL) | | | | |
| 73/74 | E100/300 -- integral A/C w/single evaporator | C9UZ 19618-A | *YH-132 | 1 |
| 73/74 | E100/300 -- integral A/C w/dual evaporator | C80Z 19618-A | *YH-5 | 1 |
| 73/74 | E100/300 -- built-in A/C (dealer installed) | D27Z 19618-A | | 1 |
| 75/ | E100/350 -- w/integral A/C or Hi-Lo vent | D5UZ 19618-A | *YH-253 | 1 |
| 78/ | E100/350 -- built-in auxiliary A/C (dealer installed) | D8TZ 19618-A | *YH-352 | 1 |
| 75/ | E100/350 -- built-in A/C (dealer installed) | D4ZZ 19618-B | *YH-239 | 1 |
| 73 | F250 (99) -- 2/W/D - 133" W.B. (dealer installed) | | | 1 |
| 74/ | F100/250 -- built-in A/C (dealer installed) | | | 1 |

APRIL, 1980

COPYRIGHT © 1980-

FORD MOTOR
COMPANY

—DEARBORN, MICHIGAN

CHANGE 1

1973/79
TRUCK SERIES 100/500

| YEAR | MODEL/RESTRICTIONS | PART NUMBER | DESCRIPTION | QTY. |
|---|---|---------------|--|------|
| 19618 THERMOSTAT ASSY. (AIR CONDITIONER EVAPORATOR TEMPERATURE CONTROL) — Cont'd | | | | |
| 73/ | F100/350 -- w/integral A/C or Hi-Low vent | D5TZ 19618-A | *YH-284 | 1 |
| 73/74 | F100/350 -- integral A/C | D0VY 19618-A | *YH-121-located in front of condenser core | 1 |
| 73 | F100/250 -- built-in A/C (dealer installed) | D3TZ 19618-B | | 1 |
| 73/ | F100/350 | 42120-S8 | (U-248)-screw-hex. washer hd.-No. 10-16 x 3/8" | 2 |
| 19A623 BRACKET (BLOWER HOUSING) | | | | |
| 75/ | E100/350 -- built-in A/C- (dealer installed) | D4TZ 19A623-A | | 1 |
| 74/ | F100/250 -- built-in A/C- w/o hang-on glove box- (dealer installed) | | | 1 |
| 78/ | E100/350 -- built-in auxiliary A/C (dealer installed) | D8RZ 19A623-A | | 1 |
| 19627 FOAM (AIR CONDITIONER WATER IMPINGEMENT) | | | | |
| 75/ | E100/350 -- built-in A/C (dealer installed) | D3TZ 19627-A | | 1 |
| 73/ | F100/250 -- built-in A/C (dealer installed) | | 12" x 24" x 1/8" | 1 |
| 19A629 PANEL ASSY. (AIR CONDITIONER EVAPORATOR CASE FRONT) | | | | |
| 73/ | F100/350 -- integral A/C or Hi-Low vent | D3TZ 19A629-A | | 1 |
| 78/ | E100/350 -- built-in auxiliary A/C (dealer installed) | D8UZ 19A629-A | | 1 |
| 19A630 SEAL (AIR CONDITIONER COMPRESSOR HIGH PRESSURE VALVE) | | | | |
| 73/ | F100/350 -- integral A/C | D0AZ 19A630-A | | 1 |
| 19B632 CLIP (AIR CONDITIONER TUBE SUPPORT) | | | | |
| 73/74 | E100/300, F100/350 -- integral A/C | C8TZ 19B632-A | | 1 |
| 19C633 DUCT ASSY. (AIR CONDITIONER EVAPORATOR OUTLET) | | | | |
| 73/74 | E100/300 -- integral A/C | D3UZ 19C633-A | | 1 |
| 78/ | E100/350 -- built-in auxiliary A/C (dealer installed) | D8UZ 19C633-A | | 1 |
| 19A634 CLAMP (AIR CONDITIONER EVAPORATOR EXPANSION VALVE BULB) | | | | |
| 78/ | E100/350 -- built-in A/C (dealer installed) | D8RZ 19A634-A | | 1 |
| 78/ | E100/350 -- built-in auxiliary A/C (dealer installed) | D8RZ 19A634-A | | 1 |
| 19D635 BRACKET (HEATER DAMPER DOOR) | | | | |
| 75/ | E100/350 -- w/auxiliary htr. | D5UZ 19D635-A | | 1 |
| 19A639 BRACKET (A/C EVAPORATOR CORE - MOUNTING) | | | | |
| 75/ | E100/350 -- w/auxiliary A/C | D5UZ 19A639-A | | 1 |
| 74/ | F100/250 -- built-in A/C- w/o hang-on glove box- dealer installed) | D4TZ 19A639-A | L.H. | 1 |
| 19D642 Refer to group 19A802 | | | | |
| 19D644 VALVE (AIR CONDITIONING COMPRESSOR PRESSURE RELIEF) | | | | |
| 73/ | E100/300, F100/350 -- integral A/C | D2AZ 19D644-A | *YF-878 | 1 |
| 19D651 KEY (AIR CONDITIONER COMPRESSOR CLUTCH FEED) | | | | |
| 73/ | F100/350 -- integral A/C | D9BZ 19D651-A | | 1 |
| 73/ | E100/350 -- integral A/C | | | 1 |
| 19655 SEAL ASSY. (AIR CONDITIONER COMPRESSOR CRANKSHAFT) | | | | |
| 73/ | E100/300, F100/350 -- integral A/C | C9AZ 19655-A | *YE-2-Tecumseh compressor | 1 |
| | | C9AZ 19655-B | *YE-11-York compressor | 1 |
| 73/ | F100/250 -- built-in A/C- (dealer installed) | D0AZ 19655-C | *YE-5 | 1 |
| 19656 PLATE (AIR CONDITIONER COMPRESSOR VALVE) | | | | |
| 73/ | E100/350, F100/350 -- integral A/C | C3GY 19656-A | *YE-6-Tecumseh compressor | 1 |
| | | D5AZ 19656-A | *YE-7-York compressor | 1 |
| 19C671 SPACER (AIR CONDITIONER BLOWER MOTOR MOUNTING) | | | | |
| 73/ | F100/350 -- integral A/C | D3TZ 19C671-A | | 1 |

**1973/79
TRUCK SERIES 100/500**

| YEAR | MODEL/RESTRICTIONS | PART NUMBER | DESCRIPTION | QTY. |
|---|--|----------------------------------|--|----------------|
| 19A672 SEAL (A/C EVAPORATOR CORE) | | | | |
| 75/ | E100/350 -- w/aux. A/C and/or aux. htr. | D5UZ 19A672-A | | 1 |
| 78/ | F100/250 -- built-in A/C (dealer installed)-w/Hi-Lo vent | D8TZ 19A672-A | Used on sides of evap. core | 1 |
| 78/ | F100/250 -- built-in A/C (dealer installed)-w/Hi-Lo vent | D8TZ 19A672-B | Used on top of evap. core | 1 |
| 78/ | F100/250 -- built-in A/C (dealer installed) - w/Hi-Lo vent | D8TZ 19A672-C | Used on bottom of evap. core | 1 |
| 19B679 CLAMP (AIR CONDITIONER HOSE) - Also refer to Section 197 | | | | |
| 73/74 | E100/300 -- integral A/C | D0UZ 19B679-A | *YF-257-on aux. evaporator | 1 |
| 73/74 | E100/300 -- integral A/C | D0UZ 19B679-B | *YF-258-on main evaporator | 1 |
| 73/ | F100/250 -- hang-on A/C | D2AZ 19B679-A | *YF-259 | 2 |
| 19B680 DUCT ASSY. (AIR CONDITIONER EVAPORATOR TO REGISTER) | | | | |
| 73/74 | F100/350 -- integral A/C- | (RH) D3TZ 19B680-A | (LH) ★ D3TZ 19B680-C | r/b 1 pc. each |
| | | | D5TZ 18471-A and D5TZ 19B680-A(8/79) | |
| | "Before Ser. U60,001" | D3TZ 19B680-B | Center | 1 |
| 73/ | F100/350 -- w/integral A/C or Hi-Lo vent | (RH) D3TZ 19B680-A | (LH) D5TZ 19B680-A | 1 |
| | "From Ser. U60,001 to Ser. AJ0,001" | D3TZ 19B680-C | Center | 1 |
| 78/ | F100/350 -- integral A/C or Hi-Lo vent- | (RH) D3TZ 19B680-A | (LH) D8TZ 19B680-A | 1 |
| | "From Ser. AJ0,001" | D3TZ 19B680-B | Center | 1 |
| 75/ | E100/350 -- w/integral A/C or Hi-Lo vent | (RH) D5UZ 19B680-D | (LH) D5UZ 19B680-C | 1 |
| | | D5UZ 19B680-B | Center | 1 |
| 19B684 GASKET KIT (AIR CONDITIONER COMPRESSOR) | | | | |
| 73/ | E100/350, F100/350 -- integral A/C | C8AZ 19B684-A | *YE-14-consists of "O" rings and gaskets | 1 |
| 73/ | E100/350, F100/250 -- built-in-A/C- (dealer installed) | D2AZ 19B684-A | *YE-9 | 1 |
| Consists of | | | | |
| 2-Ring oil seal | | 1-"O" ring front bearing housing | | |
| 1-Gasket (base) | | 1-Gasket (cyl. hd.) | | |
| 1-Gasket (cyl.) | | 2-"O" ring valve post seal | | |
| 19A685 BRACKET (A/C THERMOSTAT MOUNTING) | | | | |
| 75/ | E100/350 -- w/auxiliary A/C | D5UZ 19A685-A | | 1 |
| 19C692 CONNECTOR (AIR CONDITIONER REGISTER) | | | | |
| 75/ | E100/350 -- built-in A/C- (dealer installed) | D5UZ 19C692-A | R.H. & L.H. | 2 |
| 73/ | F100/250 -- built-in A/C- (dealer installed) | D3TZ 19C692-A | L.H. | 1 |
| 73/ | F100/250 -- built-in A/C- (dealer installed)-w/o hang-on glove box | D4TZ 19C692-A | Center | 1 |
| 73/ | F100/250 -- built-in A/C- (dealer installed)-w/o hang-on glove box | D4TZ 19C692-C | R.H.-front | 1 |
| 73/ | F100/250 -- built-in A/C- (dealer installed)-w/o hang-on glove box | D4TZ 19C692-B | R.H.-rear | 1 |
| 19D694 RETAINER (A/C EVAPORATOR TUBE SEAL) | | | | |
| 75/ | E100/350 -- w/integral A/C | D5UZ 19D694-A | | 1 |
| 19D695 FITTING (AIR CONDITIONER REFRIGERANT LINES)-Also refer to Section 197 | | | | |
| 78/ | E100/350 -- dealer installed Aux. A/C | D9UZ 19D695-A | *YF-873-Tee Suction hose | 1 |
| 78/ | E100/350 -- dealer installed Aux. A/C | D9UZ 19D695-B | *YF-874-Tee Liquid hose | 1 |
| 19D702 CAP (AIR CONDITIONER CHARGE VALVE) | | | | |
| 73/ | F100/350 -- integral A/C | D2OZ 19D702-A | | 1 |
| 19703 COMPRESSOR ASSY. (AIR CONDITIONER)-Also refer to group 19B968 | | | | |
| 74/ | E100/350, F100/350 -- integral A/C | ★ D3AZ 19703-B | *YC-14-incl. suction screen-r/b D4FZ 19703-B(5/79) | 1 |
| 73 | E100/300, F100/350 -- integral A/C | D3AZ 19703-C | *YC-18-incl. suction screen | 1 |
| 73/ | E100/350, F100/250 -- built-in-A/C- (dealer installed) | D2AZ 19703-C | *YC-11 | 1 |

OCTOBER, 1979

COPYRIGHT © 1979-

FORD MOTOR
COMPANY

---DEARBORN, MICHIGAN

NEW ISSUE

1973/79
TRUCK SERIES 100/500

| YEAR | MODEL/RESTRICTIONS | PART NUMBER | DESCRIPTION | QTY. |
|--|--|---------------|--|------|
| 19C705-8 Refer to Section 197 for service Refrigerant Line Assemblies and/or replacement details | | | | |
| 19706 RESISTOR ASSY. (BLOWER MOTOR) | | | | |
| 73 | E100/300 -- integral A/C w/dual evaporator-- "Before Ser. S40,001" | D1TZ 19706-B | | 1 |
| 73/74 | E100/350 -- integral A/C w/dual evaporator-- "From Ser. S40,001" | C8TZ 19706-B | | 1 |
| 73/ | F100/350 -- integral A/C or Hi-Lo vent | D3TZ 19706-A | | 1 |
| 73/74 | E100/350 -- integral A/C w/single evaporator | D1TZ 19706-B | | 1 |
| 73/74 | E100/300 -- w/heater | | | 1 |
| 75/ | E100/350 -- w/auxiliary A/C and auxiliary heater | D3FZ 19A706-A | | 1 |
| 75/ | E100/350 -- integral A/C w/single evaporator or Hi-Lo vent | | | 1 |
| 75/ | E100/350 -- w/auxiliary heater only | D5UZ 19A706-A | | 1 |
| 19A706 Refer to group 19706 | | | | |
| 19B706 RELAY ASSY. (AIR CONDITIONER CONTROL BOX COVER AUXILIARY EVAPORATOR) | | | | |
| 73/74 | E100/300 -- integral A/C w/dual evaporator-- "Before Ser. S40,001" | D0UZ 19B706-A | | 1 |
| 74 | E100/300 -- integral A/C w/dual evaporator-- "From Ser. S40,001" | D4UZ 19B706-A | | 1 |
| 78/ | E100/350 -- built-in auxiliary A/C (dealer installed) | D8UZ 19B706-A | | 1 |
| 19D706 SEAL (AIR CONDITIONER EVAPORATOR CASE FRONT PANEL) | | | | |
| 73/ | F100/350 -- integral A/C | D3TZ 19D706-A | | 1 |
| 19708 Refer to group 19B968 | | | | |
| 19712 CORE ASSY. (AIR CONDITIONER CONDENSER) | | | | |
| 73/74 | E100/300 -- integral A/C w/single evaporator | C9UZ 19712-A | *YJ-56 | 1 |
| 73/74 | E100/300 -- integral A/C w/dual evaporator | D2UZ 19712-A | *YJ-63 | 1 |
| 75/ | E100/350 -- integral A/C | D5UZ 19712-B | *YJ-179 | 1 |
| 73 | F100/350 -- integral A/C-- "Before Ser. S20,001" | D3TZ 19712-A | *YJ-27 | 1 |
| 73/78 | F100/350 -- integral A/C-- "From Ser. S20,001" | D4TZ 19712-A | *YJ-78 | 1 |
| 78/ | F100/350 -- integral A/C | D8TZ 19712-A | *YJ-137-Condenser & dehydrator | 1 |
| 78/ | E100/350 -- Aux. A/C-- dealer installed | D8UZ 19712-A | *YJ-182 | 1 |
| 73/77 | E100/300,F100/250 -- hang-on-A/C | C7AZ 19712-A | *YJ-49 --used w/condenser mounted dehydrator | 1 |
| 76/77 | E100/350 F100/250 -- hang-on A/C | D6AZ 19712-A | *YJ-124--used with apron mounted dehydrator | 1 |
| 78/ | E100/350, F100/350 -- hang-on A/C | D8AZ 19712-A | *YJ-132 | 1 |
| 19C715 BRACKET (AIR CONDITIONER OR HEATER CONTROL MOUNTING) | | | | |
| 75/ | E100/350 | D7UZ 19C715-A | | 1 |
| 19D729 SCREEN (AIR CONDITIONER COMPRESSOR SUCTION) | | | | |
| 73/ | E100/300,F100/350 -- integral A/C | D3AZ 19D729-A | | 1 |
| 19736 COVER (A/C EVAPORATOR THERMOSTAT) | | | | |
| 75/ | E100/350 -- w/integral A/C | D5UZ 19736-A | Main evaporator | 1 |
| 19B738 SEAL (A/C EVAPORATOR CORE COVER) | | | | |
| 75/ | E100/350 -- w/aux. A/C and/or aux. htr. | D5UZ 19B738-A | | 1 |
| 19752 VALVE ASSY. (AIR CONDITIONER COMPRESSOR LOW PRESSURE)--Also refer to Section 197 | | | | |
| 73/ | E100/300,F100/350 -- integral A/C | D0UZ 19752-A | *YF-309 | 1 |
| 19A760 DOOR ASSY. (HEATER & A/C OUTLET DUCT--UPPER) | | | | |
| 75/ | E100/350 -- w/aux. A/C and/or aux. htr. | D5UZ 19A760-A | | 1 |

1973/79
TRUCK SERIES 100/500

SECTION 190 7

| YEAR | MODEL/RESTRICTIONS | PART NUMBER | DESCRIPTION | QTY. |
|--|---|--|--|------|
| 19C774 SHAFT (DAMPER) | | | | |
| 75/ | E100/350 -- w/aux. A/C and/or aux. htr. | D5UZ 19C774-A | | 1 |
| 19A775 GASKET (AIR CONDITIONER REGISTER) | | | | |
| 75/ | E100/350 -- built-in A/C (dealer installed) | D5UZ 19A775-A | | 1 |
| 19C784 BEZEL ASSY. (AIR CONDITIONER REGISTER) | | | | |
| 73/74 | E100/300 -- built-in A/C (dealer installed) | D3UZ 19C784-A | | 1 |
| 75/ | E100/350 -- built-in A/C (dealer installed) | D5UZ 19C784-A | | 1 |
| 73/ | F100/250 -- built-in A/C-- (dealer installed)--w/o hang-on glove box | D4TZ 19C784-A | | 1 |
| 19A786 TUBE (HEATER BLOWER MOTOR VENT) | | | | |
| 73/74 | E100/300 | C8UZ 19A786-A | | 1 |
| 75/ | E100/350 | D5UZ 19A786-A | | 1 |
| 19801 PANEL (AIR CONDITIONER EVAPORATOR CASE) | | | | |
| 73/74 | E100/300 -- hang-on A/C | D2AZ 19801-A | Upper | 1 |
| 73/74 | F100/250 -- hang-on A/C | D2AZ 19803-A | Lower | 1 |
| 75/ | E100/350 -- built-in A/C (dealer installed) | D5UZ 19801-A | Upper | 1 |
| | | D5UZ 19803-A | Lower | 1 |
| 78/ | E100/350 -- built-in auxiliary A/C(dealer installed) | D8UZ 19801-A | Upper | 1 |
| | | D8UZ 19803-A | Lower | 1 |
| 73/ | F100/250 -- built-in A/C (dealer installed)--w/o hang-on glove box | D4TZ 19801-A | Upper | 1 |
| | | D4TZ 19803-A | Lower | 1 |
| 19A802 PLATE (AIR CONDITIONER BLOWER MOTOR COVER) | | | | |
| 73/ | F100/350 -- integral A/C | D3TZ 19A802-A | | 1 |
| 19803 Refer to group 19801 | | | | |
| 19805 MOTOR ASSY. (AIR CONDITIONER BLOWER) -- Also refer to group 18527 | | | | |
| 73/74 | E100/300 -- integral A/C | C9UZ 19805-A | *MM-284--main evaporator--motor only | 1 |
| 75/76 | E100/350 -- integral A/C main, aux. A/C and or aux. heater | ★ D5UZ 19805-A | *MM-339--motor & balanced wheel--r/b D5UZ 18A361-B & D7UZ 19805-A (2/79) | 1 |
| 77/78 | E100/350 -- integral A/C main, aux. A/C and or aux. heater "Before Ser. CE0,001" | D7UZ 19805-A | *MM-373 | 1 |
| 78/ | E100/350 -- integral A/C main, aux. A/C and or aux. heater "From Ser. CE0,001" | D8UZ 19805-A | *MM-381 | 1 |
| 73/74 | F100/350 -- integral A/C "Before Ser. U00,000" | ★ D3TZ 19805-A r/b D3TZ 19805-B(3/75) | *MM-312--motor & balanced wheel | 1 |
| 74/77 | F100/350 -- integral A/C "From Ser. U00,000 to 020,000" | D3TZ 19805-B | *MM-337--motor & balanced wheel | 1 |
| 77/ | F100/350 -- integral A/C or Hi-Lo vent "From Ser. 020,000" | D7TZ 19805-A | *MM-368--motor & balanced wheel | 1 |
| 73/ | E100/300, F100/250 -- built-in A/C (dealer installed) | D2AZ 19805-A | *MM-306--double end shaft--motor only | 1 |
| 73/ | F100/250 -- built-in A/C (dealer installed)--w/o hang-on glove box | D4TZ 19805-A | *MM-332--single end shaft--motor only | 1 |
| 75/ | E100/350 -- built-in A/C (dealer installed) | | | 1 |
| 73/77 | P350/500 | ★ | Supplied by body company | 1 |

**1973/79
TRUCK SERIES 100/500**

| YEAR | MODEL/RESTRICTIONS | PART NUMBER | DESCRIPTION | QTY. |
|---|--|-----------------|--|------|
| 19808 PANEL ASSY. (AIR CONDITIONER CONTROL) | | | | |
| 73/74 | E100/300 -- integral A/C w/dual evaporator-- "Before Ser. S40,001" | C9UZ 19808-A | | 1 |
| 74 | E100/300 -- integral A/C w/dual evaporator-- "From Ser. S40,001" | D4UZ 19808-A | | 1 |
| 73/74 | E100/300 -- integral A/C w/single evaporator | C9UZ 19808-A | | 1 |
| 78/ | E100/350 -- built-in auxiliary A/C (dealer installed) | D8UZ 19808-A | | 1 |
| 19A810 REGISTER (AIR CONDITIONER AIR INLET) | | | | |
| 73/74 | E100/300 -- integral A/C | C9UZ 19A810-A | | 1 |
| | | 52554-S8 | (U-230)-screw-No. 8-15 x 5/8" | 2 |
| 19811 PANEL ASSY. (AIR CONDITIONER EVAPORATOR CASE) | | | | |
| 75/76 | E100/350 -- w/aux A/C and or aux. htr. | D5UZ 19811-A | Tan | 1 |
| | | D5UZ 19811-D | Blue | 1 |
| | | D5UZ 19811-C | Green-# metallic finish | 1 |
| 75/76 | E100/350 -- w/aux. A/C and or aux. htr. | D5UZ 19811-D | Blue | 1 |
| | | D5UZ 19811-E | Green-# non metallic finish | 1 |
| 77 | E100/350 -- w/aux. A/C and or aux. heater-w/arm rest | D5UZ 19811-D | Blue | 1 |
| | | D7UZ 19811-D | Jade | 1 |
| | | D5UZ 19811-A | Tan | 1 |
| 77/ | E100/350 -- w/aux. A/C and or aux. heater-w/o arm rest | D7UZ 19811-E | Black | 1 |
| | | D7UZ 19811-A | Blue | 1 |
| | | D7UZ 19811-B | Jade | 1 |
| | | D7UZ 19811-C | Tan | 1 |
| 19A812 SEAL (A/C AIR INLET DOOR) | | | | |
| 75/ | E100/350 -- w/integral A/C | D5UZ 19A812-A | Main evaporator | 1 |
| 19A819 SHAFT (A/C INLET DOOR) | | | | |
| 75/76 | E100/350 -- w/integral A/C "Before Ser C50,001" | D5UZ 19A819-A | Main evaporator | 1 |
| 76/ | E100-350 -- w/integral A/C "From Ser. C50,001" | D6UZ 19A819-A | Main evaporator | 1 |
| 19C827 HARNESS ASSY. (AIR CONDITIONER VACUUM HOSE) | | | | |
| 75/76 | E100/350 -- w/integral A/C "Before Ser. C75,000" | D5UZ 19C827-A | | 1 |
| 76/78 | E100/350 -- w/integral A/C "From Ser. C75,000 to AJ0,001" | D7UZ 19C827-A | | 1 |
| 78/ | E100/350 -- w/integral A/C "From Ser. AJ0,001" | D8UZ 19C827-A | | 1 |
| 73/74 | F100/350 -- integral A/C -- "Before Ser. U40,001" | ★ D3TZ 19C827-A | 3 nipples on one end-to water valve-not replaced | 1 |
| | | ★ D3TZ 19C827-B | 4 connectors-main assy.-not replaced | 1 |
| 74/75 | F100/350 -- integral A/C-- "From Ser. U40,001 to W80,001" | D4TZ 19C827-B | | 1 |
| 74/77 | F100/350 -- integral A/C-- "From Ser. W80,001" | D5TZ 19C827-A | 2 nipples on valve end | 1 |
| 78/ | F100/350 -- integral A/C or Hi-Lo vent "Before Ser. AJ0,001" | D8TZ 19C827-A | | 1 |
| 78/ | F100/350 -- integral A/C or Hi-Lo vent "From Ser. AJ0,001" | D8TZ 19C827-B | | 1 |
| 19834 WHEEL ASSY. (AIR CONDITIONER MOTOR BLOWER)-Also refer to group 18504 | | | | |
| 73/74 | E100/300,F100/250 -- hang-on A/C | D2AZ 19834-A | Clockwise rotation | 1 |
| | | D2AZ 19834-B | Counter clockwise rotation | 1 |
| 73/ | F100/250 -- built-in A/C (dealer installed)-w/o hang-on glove box | D4TZ 19834-A | | 1 |
| 75/ | E100/300 -- built-in A/C (dealer installed) | | | 1 |

**1973/79
TRUCK SERIES 100/500**

| YEAR | MODEL/RESTRICTIONS | PART NUMBER | DESCRIPTION | QTY. |
|--|--|---------------------------------------|---|------|
| 19835-7 Refer to Section 197 for Service Refrigerant Line Assemblies and/or replacement details | | | | |
| 19838 CLAMP (AIR CONDITIONER DEHYDRATOR TANK) | | | | |
| 73 | F100/350 -- integral A/C-- "Before Ser. S20,001" | ★ D3TZ 19838-A not replaced (9/77) | | 1 |
| 73/ | F100/350 -- integral A/C-- "From Ser. S20,001" | D3TZ 19838-B | | 1 |
| 19849 VALVE ASSY. (AIR CONDITINER EVAPORATOR EXPANSION) | | | | |
| 73/74 | E100/350 -- integral A/C | C80Z 19849-A | *YG-27 | 1 |
| 73/75 | F100/350 -- integral A/C-- "Before Ser. W00,001" | | | 1 |
| 75/ | E100/350 -- integral A/C and/or auxiliary A/C | D5UZ 19849-A | *YG-162 | 1 |
| 75/ | F100/350 -- integral A/C-- "From Ser. W00,001" | D5TZ 19849-A | *YG-163 | 1 |
| 73/ | E100/300,F100/250 -- built-in A/C-- (dealer installed) | C9ZZ 19849-A | *YG-30 | 1 |
| 78/ | E100/350 -- built-in auxiliary A/C (dealer installed) | D8UZ 19849-A | *YG-214 | 1 |
| 19858 HOSE (AIR CONDITIONER EVAPORATOR DRAIN) | | | | |
| 73/ | F100/350 -- integral A/C or Hi-Lo vent | D3TZ 19858-B | | 1 |
| | | 97333-S35 | (E-8)-clamp-hose-No. 15 | 1 |
| | | 55981-S2 | (U-254-E)-screw-hex. washer hd.-1/4"-14 x 1/2" | 1 |
| | | 382115-S2 | (BB-300-E)-screw-hex. washer hd.-1/4"-14 x 3/4" | 1 |
| 73/ | E100/300,F100/250 -- built-in A/C-- (dealer installed) | D2AZ 19858-A | | 1 |
| 75/76 | E100/350 -- integral A/C | D5UZ 19858-A | Push-on type | 1 |
| 76/ | E100/350 | D6UZ 19858-A | Screw-in type | 1 |
| 19C858 RETAINER (AIR CONDITIONER LINES TO RADIATOR SUPPORT SEAL) | | | | |
| 73/ | F100/350 -- integral A/C | C8TZ 19C858-A | | 2 |
| | | 42120-S8 | (U-248)-screw-No. 10-16 x 3/8" | 2 |
| 19860 CORE ASSY. (AIR CONDITIONER EVAPORATOR) | | | | |
| 73/74 | E100/300 -- integral A/C | D0UZ 19860-A | Main evaporator | 1 |
| 73/74 | E100/300 -- integral A/C | ★ D0UZ 19860-B | Aux. evaporator-not replaced | 1 |
| 75/ | E100/350 -- w/integral A/C | D5UZ 19860-A | *YK-51-main evaporator | 1 |
| 75/ | E100/350 -- w/auxiliary A/C | D5UZ 19860-B | *YK-52-auxiliary evaporator | 1 |
| 75/ | E100/350 -- built-in A/C-- (dealer installed) | D5UZ 19860-C | *YK-55 | 1 |
| 78/ | E100/350 -- built-in auxiliary A/C (dealer installed) | D8RZ 19860-A | *YK-63 | 1 |
| 73/75 | F100/350 -- integral A/C-- "Before Ser. W00,001" | D3TZ 19860-A | *YK-39 | 1 |
| 75/ | F100/350 -- integral A/C-- "From Ser. W00,001" | D5TZ 19860-A | *YK-54 | 1 |
| 73/74 | E100/300,F100/250 -- built-in A/C-- (dealer installed) | D2AZ 19860-A | *YK-35 | 1 |
| 73/ | F100/250 -- built-in A/C (dealer installed)-w/o hang-on glove box | D4TZ 19860-A | *YK-50 | 1 |
| 78/ | F100/250 -- built-in A/C (dealer installed) w/Hi-Lo vent | D8TZ 19860-A | *YK-69 | 1 |
| 19C862 CLAMP (AIR CONDITIONER TUBE SUPPORT CLIP) | | | | |
| 73/ | F100/350 -- integral A/C | D4TZ 19C862-A | | 1 |
| 19A865 BRACKET (AIR CONDITIONER EVAPORATOR CASE MOUNTING) | | | | |
| 75/ | E100/350 -- built-in A/C (dealer installed) | D5UZ 19A865-A | L.H. | 1 |
| 75/ | E100/350 -- built-in A/C (dealer installed) | D5UZ 19A865-B | R.H.-lower | 1 |
| 75/ | E100/350 -- built-in A/C (dealer installed) | D5UZ 19A865-C | R.H.-upper | 1 |

1973/79
TRUCK SERIES 100/500

| YEAR | MODEL/RESTRICTIONS | PART NUMBER | DESCRIPTION | QTY. |
|--|--|---------------|-----------------|------|
| 19A865 BRACKET (AIR CONDITIONER EVAPORATOR CASE MOUNTING) — Cont'd | | | | |
| 75/ | E100/350 -- built-in A/C (dealer installed) | D5UZ 19A865-D | Center | 1 |
| 73/74 | F100/250 -- built-in A/C-- (dealer installed) | D3TZ 19A865-A | R.H. | 1 |
| 73/ | F100/250 -- built-in A/C (dealer installed)--w/o hang-on glove box | D4TZ 19A865-A | R.H. and L.H. | 2 |
| 73/ | F100/250 -- built-in A/C (dealer installed)--w/o hang-on glove box | D4TZ 19A865-B | Upper | 1 |
| 19C866 PANEL (AIR CONDITIONER REGISTER TRIM) | | | | |
| 78/ | E100/350 -- built-in auxiliary A/C (dealer installed) | D8UZ 19C866-A | | 1 |
| 73/ | F100/250 -- built-in A/C (dealer installed)--w/o hang-on glove box | D4TZ 19C866-A | Cashmere walnut | 1 |
| 78/ | F100/250 -- built-in A/C-- (dealer installed) | D8TZ 19C866-A | Burl walnut | 1 |
| 19867 Refer to Section 197 for Service Refrigerant Line Assemblies and/or replacement details | | | | |
| 19A869 REGISTER AIR CONDITIONER & HEATER-REAR | | | | |
| 77/78 | E100/350 -- w/aux. A/C-- and/or aux. heater | D7UZ 19A869-D | Black | 1 |
| | | D7UZ 19A869-A | Blue | 1 |
| | | D7UZ 19A869-B | Jade | 1 |
| | | D7UZ 19A869-C | Tan | 1 |
| 79 | E100/350 -- w/aux. A/C-- and/or aux. heater | D7UZ 19A869-D | Black | 1 |
| | | D7UZ 19A869-A | Blue | 1 |
| | | D7UZ 19A869-B | Jade | 1 |
| | | D9UZ 19A869-A | Sand | 1 |
| 19C872 Refer to group 19B968 | | | | |
| 19A880 PANEL (A/C & HEATER OUTLET DUCT - OUTER) | | | | |
| 75/76 | E100/350 -- aux. A/C-- and/or aux. heater | D8UZ 19A880-D | Tan | 1 |
| | | D6UZ 19A880-C | Blue | 1 |
| | | D6UZ 19A880-D | Green | 1 |
| 77/78 | E100/350 -- Aux. A/C-- and/or aux. heater | D8UZ 19A880-A | Black | 1 |
| | | D8UZ 19A880-B | Blue | 1 |
| | | D8UZ 19A880-C | Jade | 1 |
| | | D8UZ 19A880-D | Tan | 1 |
| 79 | E100/350 -- Aux. A/C-- and/or aux. heater | D8UZ 19A880-A | Black | 1 |
| | | D8UZ 19A880-B | Blue | 1 |
| | | D8UZ 19A880-C | Jade | 1 |
| | | D9UZ 19A880-A | Sand | 1 |
| 78/ | E100/350 -- built-in auxiliary A/C (dealer installed) | D8UZ 19A880-E | | 1 |
| 19D880 RETAINER A/C EVAPORATOR DRAIN HOSE | | | | |
| 76/ | E100/350 -- integral A/C | D6UZ 19D880-A | | 1 |
| 19A881 PANEL A/C & HEATER DUCT - INNER | | | | |
| 75 | E100/350 -- w/aux. A/C-- and/or aux. htr. | D5UZ 19A881-A | Tan | 1 |
| | | D6UZ 19A881-C | Blue | 1 |
| | | D6UZ 19A881-D | Green | 1 |

1973/79
TRUCK SERIES 100/500

| YEAR | MODEL/RESTRICTIONS | PART NUMBER | DESCRIPTION | QTY. |
|---|---|------------------|--|------|
| 19A881 PANEL A/C & HEATER DUCT - INNER - Cont'd | | | | |
| 76 | E100/350 -- aux. A/C- and/or aux. heater | D6UZ 19A881-E | Tan | 1 |
| | | D6UZ 19A881-C | Blue | 1 |
| | | D6UZ 19A881-D | Green | 1 |
| 77/78 | E100/350 -- Aux. A/C- and/or aux. heater-w/arm rest | D6UZ 19A881-C | Blue | 1 |
| | | D7UZ 19A881-D | Jade | 1 |
| | | D6UZ 19A881-E | Tan | 1 |
| 77/78 | E100/350 -- Aux. A/C- and/or aux. heater-w/o arm rest | D7UZ 19A881-E | Black | 1 |
| | | D7UZ 19A881-F | Blue (dark) | 1 |
| | | D7UZ 19A881-A | Blue (light) | 1 |
| | | D7UZ 19A881-B | Jade | 1 |
| | | D7UZ 19A881-C | Tan | 1 |
| 79 | E100/350 -- w/aux. A/C- and/or aux. heater | D7UZ 19A881-E | Black | 1 |
| | | D7UZ 19A881-F | Blue (dark) | 1 |
| | | D7UZ 19A881-B | Jade | 1 |
| | | D9UZ 19A881-A | Sand | 1 |
| 19A884 BRACKET (A/C & HEATER CONTROL MOUNTING) | | | | |
| 73/ | F100/350 | D7TZ 19A884-A | | 1 |
| 19A885 WIRING ASSY. (AIR CONDITIONER THERMOSTAT TO CLUTCH) | | | | |
| 75/ | E100/350 -- integral A/C and/or aux. A/C | D5UZ 19A885-C | # D5UB 19A885-AB-Connects to main 18A885 wire & to de-ice switch | 1 |
| 76 | E100/350 -- integral A/C | ★ D6UB 19A885-AA | Dealer improvise-connects to main 18A885 wire & to de-ice switch- 16 gauge-44" lg | 1 |
| 73/74 | F100/350 -- integral A/C | D3TZ 19A885-A | From main wiring 14401 to blower motor resistor | 1 |
| | | D3TZ 19A885-B | From blower motor resistor to ambient sensor switch | 1 |
| 75/77 | E100/350 -- integral A/C and Aux A/C "Before Ser. Y20,001" | D6UZ 19A885-C | # D6UB 19A885-DA | 1 |
| 77 | E100/350 -- integral A/C and aux. A/C "From Ser. Y20,001" | D7UZ 19A885-A | # D7UB 19A885-AA | 1 |
| 75/77 | E100/350 -- integral A/C only | D5UZ 19A885-B | # D5UB 19A885-BA | 1 |
| 78 | E100/350 -- integral A/C "Before Ser. CE0,001" | D8UZ 19A885-A | From A/C control to rstr blwr mtr main and aux. A/C or htr rly | 1 |
| 78/79 | E100/350 -- integral A/C "From Ser. CE0,001" | D8UZ 19A885-C | From control to rstr blwr mtr main and aux. A/C or htr rly | 1 |
| 78 | E100/350 -- integral A/C "Before Ser. CE0,001" | D8UZ 19A885-B | From A/C control to blwr mtr resistor | 1 |
| 78/ | E100/350 -- integral A/C "From Ser. CE0,001" | D8UZ 19A885-D | From A/C control to blwr mtr resistor | 1 |
| 78/79 | E100/350 -- integral A/C and/or aux. A/C "Before Ser. EC0,001" | D8UZ 19A885-E | AH. to 19A885, de-ice switch and clutch switch | 1 |
| 79 | E100/350 -- integral A/C and/or aux. A/C "From Ser. EC0,001" | D9UZ 19A885-A | Att. to 19A885, de-ice switch and clutch switch | 1 |
| 75/76 | F100/350 -- integral A/C | D5TZ 19A885-A | From main wiring 14401 to blower motor resistor | 1 |
| | | D5TZ 19A885-B | From blower motor resistor to ambient sensor switch | 1 |
| 77 | F100/350 -- integral A/C "Before Ser. Y60,001" | D5TZ 19A885-A | From main wiring 14401 to blower motor resistor | 1 |
| | | D7TZ 19A885-A | From blower motor resistor to ambient sensor switch | 1 |

**1973/79
TRUCK SERIES 100/500**

| YEAR | MODEL/RESTRICTIONS | PART NUMBER | DESCRIPTION | QTY. |
|---|--|-------------------|--|------|
| 19A885 WIRING ASSY. (AIR CONDITIONER THERMOSTAT TO CLUTCH) -- Cont'd | | | | |
| 77 | F100/350 -- integral A/C "From Ser. Y60,001" | D8TZ 19A885-A | From main wiring 14401 to blower motor resistor | 1 |
| | | D7TZ 19A885-A | From blower motor resistor to ambient sensor switch | 1 |
| 78/ | F100/350 -- integral A/C | D8TZ 19A885-A | From starter mtr rly to A/C blwr mtr | 1 |
| 78 | F100/350 -- integral A/C | D8TZ 19A885-B | From main wiring 14401 to blwr mtr and A/C clutch solenoid | 1 |
| 78 | F100/350 -- integral A/C | D8TZ 19A885-C | From A/C control to blwr mtr resistor | 1 |
| 79 | F100/350 -- integral A/C | D9TZ 19A885-A | From main wiring 14401 to blwr mtr and A/C clutch solenoid | 1 |
| 79 | F100/350 -- integral A/C | D9TZ 19A885-B | From A/C control to blwr mtr resistor | 1 |
| 19B888 VALVE ASSY. (AIR CONDITIONER VACUUM SELECTOR) | | | | |
| 75/ | E100/350 -- integral A/C & auxiliary A/C | D3AZ 19B888-B | *YH-3 | 1 |
| 78/ | E100/350 -- built-in A/C (dealer installed)-with Hi-Lo vent | | | 1 |
| 78/ | E100/350 -- W/deluxe htr vent | D8TZ 19B888-B | *YH-325 | 1 |
| 73/ | F100/250 -- w/integral A/C, or built-in A/C (dealer installed) with Hi-low vent | D5TZ 19B888-A | *YH-285 | 1 |
| 78/ | F100/350 -- W/deluxe htr vent | D8TZ 19B888-A | *YH-324 | 1 |
| 19893 REGISTER (AIR CONDITIONER) | | | | |
| 73/74 | E100/300 -- integral A/C | C9UZ 19893-A | Paint to match | AR |
| 73/74 | E100/300 -- built-in A/C | D2AZ 19893-B | R.H., L.H. & center | 3 |
| 75/ | E100/350 -- integral A/C | D5UZ 19893-C | R.H. | 1 |
| | | D5UZ 19893-D | Center & L.H. | 3 |
| 75/ | E100/350 -- w/aux. A/C and or aux. heater | D5UZ 19893-A | Front | 1 |
| | | D5UZ 19893-B | Center and rear | 4 |
| 75/ | E100/350 -- built-in A/C (dealer installed) | D3AZ 19893-A | R.H. & L.H. | 2 |
| 75/ | E100/350 -- built-in A/C (dealer installed) | D2OZ 19893-A | Center | 2 |
| 78/ | E100/350 -- built-in auxiliary A/C (dealer installed) | D2AZ 19893-B | | 1 |
| 73/ | F100/350 -- integral A/C or Hi-Lo vent | (RH) D3TZ 19893-A | (LH) D3TZ 19893-C | 1 |
| | | D3TZ 19893-B | Center | 1 |
| 73/74 | F100/350 -- built-in A/C- (dealer installed) - w/hang on glove box "Before Ser. T60,001" | D2AZ 19893-B | | AR |
| | | D3TZ 19893-C | L.H. | 1 |
| | | D3TZ 19893-B | Center | 1 |
| 73/74 | F100/350 -- built-in A/C (dealer installed w/hang on glove box) "From Ser. T60,001" | D2AZ 19893-B | R.H. | AR |
| | | D3TZ 19893-D | L.H. | 1 |
| | | D3TZ 19893-B | Center | 1 |
| 74/ | F100/250 -- built-in A/C (dealer installed)-w/o hang-on glove box | D4TZ 19893-A | R.H. | 1 |
| | | | Center | 2 |
| 19C896 PAD (A/C REGISTER-LOUVER) | | | | |
| 74/ | E100/350,F100/350 | D0OZ 19C896-A | Use as gasket around A/C or heater registers-cut to fit | AR |
| 19901 DUCT ASSY. (AIR CONDITIONER ROOF SIDE CENTER)-Paint to match | | | | |
| 73/74 | E100/300 -- integral A/C | D3UZ 19901-A | | 1 |

**1973/79
TRUCK SERIES 100/500**

SECTION 190 13

| YEAR | MODEL/RESTRICTIONS | PART NUMBER | DESCRIPTION | QTY. |
|---|--|--|--------------------------------|------|
| 19926 DUCT (AIR CONDITIONER EVAPORATOR TO INSTRUMENT PANEL REGISTER) | | | | |
| 75/ | E100/350 -- built-in A/C (dealer installed) | (RH) D3AZ 19926-A | (LH) D5UZ 19926-A | 1 |
| 73/74 | F100/250 -- built-in A/C (dealer installed) -- w/hang on glove box | D3TZ 19926-A | L.H.--register | 1 |
| | | D3TZ 19926-B | From plenum chamber | 1 |
| 73/ | F100/250 -- built-in A/C (dealer installed)--w/o hang-on glove box | D4TZ 19926-A | L.H. | 1 |
| | | D3AZ 19926-A | R.H. | 1 |
| | | D4TZ 19926-B | Center | 1 |
| 78/ | F100/350 -- integral A/C | D8TZ 19926-A | | 1 |
| 19B937 BRACKET (AIR CONDITIONER DEHYDRATOR TANK MOUNTING) | | | | |
| 73 | F100/350 -- integral A/C-- "Before Ser. S20,001" | ★ D3TZ 19B937-A not replaced (9/77) | | 1 |
| 73/ | F100/350 -- integral A/C-- "From Ser. S20,001" | D4TZ 19B594-A | R.H.--upper | 1 |
| | | D4TZ 19B594-B | R.H.--lower | 1 |
| 19B942 BRACKET (AIR CONDITIONER INSTRUMENT PANEL REGISTER) | | | | |
| 73/74 | E100/300 -- built-in A/C (dealer installed) | D3UZ 19B942-A | | 2 |
| 75/ | E100/350 -- built-in A/C (dealer installed) | D5UZ 19B942-A | | 1 |
| 73/74 | F100/250 -- built-in A/C (dealer installed) | D3TZ 19B942-A | | 2 |
| 19944 HOUSING ASSY. (AIR CONDITIONER EVAPORATOR)--Also refer to group 19A553 | | | | |
| 73/74 | E100/300 -- integral A/C | D0UZ 19944-A | Main evaporator | 1 |
| 73/74 | E100/300 -- integral A/C-- "Before Ser.S40,001" | D0UZ 19944-B | Aux. evaporator | 1 |
| 74 | E100/300 -- integral A/C-- "From Ser. S40,001" | D4UZ 19944-A | Aux. evpaorator | 1 |
| 19949 WIRING ASSY. (AIR CONDITIONER BLOWER MOTOR FEED) | | | | |
| 75/76 | E100/350 -- w/integral A/C & aux. A/C "Before Ser. C50,001" | D5UZ 19949-A | # D5UB 19949-AA | 1 |
| 76/77 | E100/350 -- integral A/C & aux. A/C "From Ser. C50,001 to Y20,001" | D6UZ 19949-A | # D6UB 19949-AA | 1 |
| 77/78 | E100/350 -- integral A/C & aux. A/C "From Ser. Y20,001 to CE0,001" | D7UZ 19949-A | # D7UB 19949-AA | 1 |
| 78/ | E100/350 -- integral A/C & aux. A/C "From Ser. CE0,001" | D8UZ 19949-A | # D8UB 19949-AA | 1 |
| 19A949 BRACKET (AIR CONDITIONER REGISTER SWITCH MOUNTING) | | | | |
| 73/74 | F100/250 -- built-in A/C -- hang on glove box (dealer installed) | D3TZ 19A949-A | | 1 |
| 19959 DEHYDRATOR and RECEIVER TANK ASSY. (AIR CONDITIONER) | | | | |
| 73/74 | E100/300 -- integral A/C w/single evaporator | D2UZ 19959-B | *YL-58 | 1 |
| 73/74 | E100/300 -- integral A/C w/dual evaporator | D2UZ 19959-A | *YL-57 | 1 |
| 75/ | E100/350 -- integral A/C | D5UZ 19959-A | *YL-100 | 1 |
| 73 | F100/350 -- integral A/C-- "Before Ser. S20,001" | D2TZ 19959-B | *YL-30 | 1 |
| 73/ | F100/350 -- integral A/C-- "From Ser. S20,001" | D4TZ 19959-A | *YL-92--tubes att. to bottom | 1 |
| 78 | F100/350 -- integral A/C | D2TZ 19959-B | *YL-30--tube at top and bottom | 1 |
| 73/ | E100/350,F100/250 -- hang-on A/C | C7AZ 19959-B | *YL-20 --condenser mounted | 1 |
| 76 | E100/350,F100/250 -- hang-on A/C | D6AZ 19959-A | *YL-106--apron mounted | 1 |
| 19C960 SEAL (SENSOR -- AIR CONDITIONER THERMOSTAT TEMPERATURE) | | | | |
| 75/ | E100/350 -- w/integral A/C | D5UZ 19C960-A | | 1 |
| 19A962 KNOB ASSY. (AIR CONDITIONER CONTROL) | | | | |
| 73/ | E100/350,F100/250 -- built-in A/C (dealer installed) | D1RY 19A962-A | | 2 |

**1973/79
TRUCK SERIES 100/500**

| YEAR | MODEL/RESTRICTIONS | ENGINE | | PART NUMBER | DESCRIPTION | QTY. | |
|---|--|---------|--------------------|---------------|---|-----------|---|
| | | CYL. | C.I.D. (C.C.D.) | | | | |
| 19B968-9 AIR CONDITIONER KITS — Cont'd | | | | | | | |
| 78 | E100/350 -- w/o comfort vent heater or aux. A/C | 6&8 | All | D5UZ 19C872-A | Bezel kit—includes controls | 1 | |
| | | 6&8 | All | D2AZ 19703-B | Compressor kit | 1 | |
| | | 6&8 | All | D2AZ 19708-A | Condenser kit | 1 | |
| | | 6&8 | All | D5UZ 19B968-A | Evaporator kit | 1 | |
| | | w/o T/E | 6 | 300 | D8TZ 19B969-A | Drive kit | 1 |
| | | | 8 | 351 | D9UZ 19B969-A | Drive kit | 1 |
| | | 8 | 460 | D7UZ 19B969-A | Drive kit | 1 | |
| 78 | E100/350 -- w/comfort vent heater and without aux. A/C | All | All | not required | Bezel for built-in type—dealer installed (incl. controls and ducts) | 1 | |
| | | All | All | D2AZ 19703-B | Compressor kit | 1 | |
| | | All | All | D2AZ 19708-A | Condenser kit | 1 | |
| | | All | All | D8UZ 19B968-A | Evaporator kit | 1 | |
| | | w/o T/E | 6 | 300 | D8TZ 19B969-A | Drive kit | 1 |
| | | | 8 | 351 | D9UZ 19B969-A | Drive kit | 1 |
| | | 8 | 460 | D7UZ 19B969-A | Drive kit | 1 | |
| 78 | E100/350 -- w/o comfort vent heater and w/aux. A/C | All | All | D5UZ 19C872-A | Bezel for built-in type—dealer installed (incl. controls and ducts) | 1 | |
| | | All | All | D2AZ 19703-B | Compressor kit | 1 | |
| | | All | All | D8UZ 19708-A | Condenser kit | 1 | |
| | | All | All | D5UZ 19B968-A | Evaporator kit | 1 | |
| | | w/o T/E | 6 | 300 | D8TZ 19B969-A | Drive kit | 1 |
| | | | 8 | 351 | D9UZ 19B969-A | Drive kit | 1 |
| | | 8 | 460 | D7UZ 19B969-A | Drive kit | 1 | |
| 78 | E100/350 -- w/comfort vent heater and with aux. A/C | All | All | not required | Bezel for built-in type—dealer installed (incl. controls and ducts) | 1 | |
| | | All | All | D2AZ 19703-B | Compressor kit | 1 | |
| | | All | All | D8UZ 19708-A | Condenser kit | 1 | |
| | | All | All | D8UZ 19B968-A | Evaporator kit | 1 | |
| | | w/o T/E | 6 | 300 | D8TZ 19B969-A | Drive kit | 1 |
| | | | 8 | 351 | D9UZ 19B969-A | Drive kit | 1 |
| | | 8 | 460 | D7UZ 19B969-A | Drive kit | 1 | |
| 78 | E100/350 | All | All | D8UZ 19C872-A | Auxiliary bezel for built-in type—dealer installed (incl. controls and ducts) | 1 | |
| | | All | All | D2AZ 19703-B | Compressor kit | 1 | |
| | | All | All | D8UZ 19708-A | Condenser kit | 1 | |
| | | All | All | D8UZ 19B968-B | Evaporator kit | 1 | |
| | | w/o T/E | 6 | 300 | D8TZ 19B969-A | Drive kit | 1 |
| | | | 8 | 351 | D9UZ 19B969-A | Drive kit | 1 |
| | | 8 | 460 | D7UZ 19B969-A | Drive kit | 1 | |
| 79 | E100/350 -- w/o comfort vent heater or aux. A/C | All | All | D5UZ 19C872-A | Bezel for built-in type—dealer installed (incl. controls and ducts) | 1 | |
| | | All | All | D2AZ 19703-B | Compressor kit | 1 | |
| | | All | All | D2AZ 19708-A | Condenser kit | 1 | |
| | | All | All | D5UZ 19B968-A | Evaporator kit | 1 | |
| | | | 6 | 300 | D9TZ 19B969-B | Drive kit | 1 |
| | | | 8 | 302,351W | D9UZ 19B969-A | Drive kit | 1 |
| | | 8 | 460 | D7UZ 19B969-A | Drive kit | 1 | |

1973/79
TRUCK SERIES 100/500

| YEAR | MODEL/RESTRICTIONS | ENGINE | | PART NUMBER | DESCRIPTION | QTY. |
|--|--|---------------|--|---------------|---|------|
| | | CYL. | C.I.D. (C.C.D.) | | | |
| 19B968-9 AIR CONDITIONER KITS — Cont'd | | | | | | |
| 79 | E100/350 -- w/comfort vent heater and without aux. A/C | All | All | not required | Bezel for built-in-type-dealer installed (incl. controls and ducts) | 1 |
| | | All | All | D2AZ 19703-B | Compressor kit | 1 |
| | | All | All | D2AZ 19708-A | Condenser kit | 1 |
| | | All | All | D8UZ 19B968-A | Evaporator kit | 1 |
| | | 6 | 300 | D9TZ 19B969-B | Drive kit | 1 |
| | | 8 | 302,351W | D9UZ 19B969-A | Drive kit | 1 |
| | | 8 | 460 | D7UZ 19B969-A | Drive kit | 1 |
| 79 | E100/350 -- w/o comfort vent heater and w/aux. A/C | All | All | D5UZ 19C872-A | Bezel for built-in type-dealer installed (incl. controls and ducts) | 1 |
| | | All | All | D2AZ 19703-B | Compressor kit | 1 |
| | | All | All | D8UZ 19708-A | Condenser kit | 1 |
| | | All | All | D5UZ 19B968-A | Evaporator kit | 1 |
| | | 6 | 300 | D9TZ 19B969-B | Drive kit | 1 |
| | | 8 | 302,351W | D9UZ 19B969-A | Drive kit | 1 |
| | | 8 | 460 | D7UZ 19B969-A | Drive kit | 1 |
| 79 | E100/350 -- w/comfort vent heater and with aux. A/C | All | All | not required | Bezel for built-in type-dealer installed (incl. controls and ducts) | 1 |
| | | All | All | D2AZ 19703-B | Compressor kit | 1 |
| | | All | All | D8UZ 19708-A | Condenser kit | 1 |
| | | All | All | D8UZ 19B968-A | Evaporator kit | 1 |
| | | 6 | 300 | D9TZ 19B969-B | Drive kit | 1 |
| | | 8 | 302,351W | D9UZ 19B969-A | Drive kit | 1 |
| | | 8 | 460 | D7UZ 19B969-A | Drive kit | 1 |
| 79 | E100/350 | All | All | D8UZ 19C872-A | Auxiliary bezel for built-in type-dealer installed (incl. controls and ducts) | 1 |
| | | All | All | D2AZ 19703-B | Compressor kit | 1 |
| | | All | All | D8UZ 19708-A | Condenser kit | 1 |
| | | All | All | D8UZ 19B968-B | Evaporator kit | 1 |
| | | 6 | 300 | D9TZ 19B969-B | Drive kit | 1 |
| | | 8 | 302,351W | D9UZ 19B969-A | Drive kit | 1 |
| | | 8 | 460 | D7UZ 19B969-A | Drive kit | 1 |
| All | All | D9UZ 19C929-A | Adapter kit—used on vehicles w/production instrument pnl A/C | 1 | | |

1973/79
TRUCK SERIES 100/500

| YEAR | MODEL/RESTRICTIONS | ENGINE | | PART NUMBER | DESCRIPTION | QTY. | | |
|--------------------------------------|--------------------|-----------|--------------------|--|--------------------------------|--|------------------------------|---|
| | | CYL. | C.I.D. (C.C.D.) | | | | | |
| 1989-9 AIR CONDITIONER KITS — Cont'd | | | | | | | | |
| 75 | F100/250 | 6&8 | All | ★ D4TZ 19C872-A r/bD8TZ 19C872-A (2/79) | Bezel (incl. controls & ducts) | 1 | | |
| | | 6&8 | All | D2AZ 19703-B | Compressor kit | 1 | | |
| | | 6&8 | All | D2AZ 19708-A | Condenser kit | 1 | | |
| | | F100 only | 6 | 300 | ★ D4TZ 19B969-A | Drive kit—not replaced | 1 | |
| | | F150/250 | 6 | 300 | ★ D3TZ 19B969-B | Drive kit—not replaced | 1 | |
| | | | 8 | 360/390 | ★ D4TZ 19B969-B | Drive kit—not replaced (8/77) | 1 | |
| | | | 8 | 302 | D50Z 19B969-A | Drive kit | 1 | |
| | | | 8 | 460 | ★ D4AZ 19B969-A | Drive kit—not replaced | 1 | |
| | | | 6&8 | All | D4TZ 19B968-A | Evaporator kit | 1 | |
| | | 76 | F100/250 | 6&8 | All | ★ D4TZ 19C872-A r/bD8TZ 19C872-A (2/79) | Bezel—incl. controls & ducts | 1 |
| | | | | 6&8 | All | D2AZ 19703-B | Compressor kit | 1 |
| | | | | 6&8 | All | D2AZ 19708-A | Condenser kit | 1 |
| F100 only | 6 | | | 300 | ★ D4TZ 19B969-A | Drive kit—not replaced | 1 | |
| F150/250 | 6 | | | 300 | ★ D6TZ 19B969-A | Drive kit—not replaced | 1 | |
| | 8 | | | 302 | D50Z 19B969-A | Drive kit | 1 | |
| | 8 | | | 360,390 | ★ D4TZ 19B969-B | Drive kit—not replaced (8/77) | 1 | |
| | 8 | | | 460 | ★ D4AZ 19B969-A | Drive kit—not replaced | 1 | |
| | 6&8 | | | All | D4TZ 19B968-A | Evaporator kit | 1 | |
| 77 | F100/250 | | | 6&8 | All | ★ D4TZ 19C872-A r/bD8TZ 19C872-A (2/79) | Bezel—incl. controls & ducts | 1 |
| | | | | 6&8 | All | D2AZ 19703-B | Compressor kit | 1 |
| | | | | 6&8 | All | D2AZ 19708-A | Condenser kit | 1 |
| | | F100 only | 6 | 300 | ⊕ D4TZ 19B969-A | Drive kit | 1 | |
| | | F150/250 | 6 | 300 | ★ D6TZ 19B969-A | Drive kit—w/o heavy duty water pump—not replaced | 1 | |
| | | | 6 | 300 | D8TZ 19B969-A | Drive kit—w/heavy duty water pump | 1 | |
| | | | 8 | 302 | D50Z 19B969-A | Drive kit | 1 | |
| | | | 8 | 351M,400 | D7AZ 19B969-A | Drive kit | 1 | |
| | | | 8 | 460 | D6TZ 19B969-B | Drive kit | 1 | |
| | | | 6&8 | All | D4TZ 19B968-A | Evaporator kit | 1 | |

**1973/79
TRUCK SERIES 100/500**

| YEAR | MODEL/RESTRICTIONS | ENGINE | | PART NUMBER | DESCRIPTION | QTY. |
|----------|---|---------------|--------------------|-------------------------------|--------------------------------|------|
| | | CYL. | C.I.D. (C.C.D.) | | | |
| 19B968-9 | AIR CONDITIONER KITS — Cont'd | | | | | |
| ⊕ | If vehicle is equipped with L.H. thermactor pump the following parts are required. One each of D6TZ 9B450-A, D4TZ 9B452-A, D5TZ 9B466-C, D5TZ 9C487-A, D6DZ 9B466-A, D6TZ 9B466-B, 386951-S8, 57494-S36M, 57723-S36 and 383272-S2. Also three of 97245-S35 and four of 43041-S2. | | | | | |
| 78 | F100/250 -- w/o comfort vent heater | 6&8 | All | D8TZ 19C872-A | Bezel-incl. controls & ducts | 1 |
| | | 6&8 | All | D2AZ 19703-B | Compressor kit | 1 |
| | | 6&8 | All | D2AZ 19708-A | Condenser kit | 1 |
| | | 6&8 | All | D4TZ 19B968-A | Evaporator kit | 1 |
| | | 6 | 300 | D8TZ 19B969-A | Drive kit-exc. F250 4 x 4 | 1 |
| | | 8 | 302 | D50Z 19B969-A | Drive kit | 1 |
| | | 8 | 351M, 400 | D7AZ 19B969-A | Drive kit | 1 |
| | | 8 | 460 | D6TZ 19B969-B | Drive kit-except Calif. | 1 |
| 78 | F100/250 -- w/comfort vent heater | 8 | 460 | D8AZ 19B969-A | Drive kit-Calif. only | 1 |
| | | All | All | not required | Bezel-incl. controls & ducts | 1 |
| | | All | All | D2AZ 19703-B | Compressor kit | 1 |
| | | All | All | D2AZ 19708-A | Condenser kit | 1 |
| | | All | All | D8TZ 19B968-A | Evaporator kit | 1 |
| | | 6 | 300 | D8TZ 19B969-A | Drive kit-exc. F250 4 x 4 | 1 |
| | | 8 | 302,351W | D80Z 19B969-A | Drive kit | 1 |
| | | 8 | 351M,400 | D8AZ 19B969-B | Drive kit | 1 |
| 79 | F100/250 -- w/o comfort vent heater | 8 | 460 | D8AZ 19B969-A | Drive kit | 1 |
| | | All | All | D8TZ 19C872-A | Bezel-incl. controls & ducts | 1 |
| | | All | All | D2AZ 19703-B | Compressor kit | 1 |
| | | All | All | D2AZ 19708-A | Condenser kit | 1 |
| | | All | All | D4TZ 19B968-A | Evaporator kit | 1 |
| | | 6 | 300 | D9TZ 19B969-B | Drive kit | 1 |
| | | 8 | 302,351W | D80Z 19B969-A | Drive kit | 1 |
| | | 8 | 351M,400 | D8AZ 19B969-B | Drive kit | 1 |
| 79 | F100/250 -- w/comfort vent heater | 8 | 460 | D8AZ 19B969-A | Drive kit | 1 |
| | | All | All | not required | Bezel-incl. controls and ducts | 1 |
| | | All | All | D2AZ 19703-B | Compressor kit | 1 |
| | | All | All | D2AZ 19708-A | Condenser kit | 1 |
| | | All | All | D8TZ 19B968-A | Evaporator kit | 1 |
| | | 6 | 300 | D9TZ 19B969-B | Drive kit | 1 |
| | | 8 | 302,351W | D80Z 19B969-A | Drive kit | 1 |
| | | 8 | 351M,400 | D8AZ 19B969-B | Drive kit | 1 |
| 8 | 460 | D8AZ 19B969-A | Drive kit | 1 | | |
| YEAR | MODEL/RESTRICTIONS | PART NUMBER | | DESCRIPTION | QTY. | |
| 19B970 | Refer to Section 197 for Service Refrigerant Line Assemblies and/or replacement details | | | | | |
| 19972 | Refer to Section 197 for Service Refrigerant Line Assemblies and/or replacement details | | | | | |
| 19C978 | SEAL (A/C BLOWER OUTLET) | | | | | |
| 75/ | E100/350 -- w/integral A/C | D5UZ 19C978-A | | Main evaporator | 1 | |
| 19980 | CONTROL ASSY. (AIR CONDITIONER) | | | | | |
| 75/76 | E100/350 -- w/integral A/C and auxiliary A/C | D5UZ 19980-A | | Includes frt. & aux. switch | 1 | |
| 75/76 | E100/350 -- integral A/C | D5UZ 19980-B | | | 1 | |
| 77/78 | E100/350 -- integral A/C and aux. A/C and or aux. heater | D7UZ 19980-A | | Control assy. | 1 | |
| 79 | E100/350 -- integral A/C and aux. A/C and or aux. heater | D8UZ 19980-B | | Control less valve & switches | 1 | |
| 77/78 | E100/350 -- integral A/C--w/o aux. equipment | D7UZ 19980-B | | Control assy. | 1 | |
| 79 | E100/350 -- integral A/C--w/o aux. equipment | D8UZ 19980-A | | Control less valve & switches | 1 | |
| 75/76 | F100/350 -- integral A/C--w/aux. fuel tank | D5TZ 19980-D | | | 1 | |

1973/79
TRUCK SERIES 100/500

| YEAR | MODEL/RESTRICTIONS | PART NUMBER | DESCRIPTION | QTY. |
|--|---|---------------|---|------|
| 19980 CONTROL ASSY. (AIR CONDITIONER) — Cont'd | | | | |
| 77 | F100/350 -- integral A/C- w/aux. fuel tank switch | D7TZ 19980-A | | 1 |
| 78 | F100/350 -- integral A/C- w/aux. fuel tank switch "Before Ser. CA0,001" | D8TZ 19980-B | | 1 |
| 78 | F100/350 -- integral A/C- w/aux. fuel tank switch "From Ser. CA0,001" | D8TZ 19980-F | Control assy. | 1 |
| 78 | F100/350 -- integral A/C- w/aux. fuel tank switch | D8TZ 19980-J | Control less valve & switches | 1 |
| 79 | F100/350 -- integral A/C- w/aux. fuel tank switch | D9TZ 19980-A | | 1 |
| 73/75 | F100/350 -- integral A/C- w/o aux. fuel tank "Before Ser. V80,001" | D3TZ 19980-B | | 1 |
| 75/76 | F100/350 -- integral A/C- w/o aux. fuel tank "From Ser. V80,001" | D5TZ 19980-C | | 1 |
| 77 | F100/350 -- integral A/C- w/o aux. fuel tank switch | D7TZ 19980-B | | 1 |
| 78 | F100/350 -- integral A/C- w/o aux. fuel tank switch | D8TZ 19980-E | Control assy. | 1 |
| 79 | F100/350 -- integral A/C- w/o aux. fuel tank switch | D8TZ 19980-H | | 1 |
| 19C980 CHANNEL ASSY. (AIR CONDITIONER EVAPORATOR MOUNTING) | | | | |
| 73/74 | E100/300 -- integral A/C | C9UZ 19C980-A | | 1 |
| 19C981 SEAL (AIR CONDITIONER EVAPORATOR MOUNTING CHANNEL TO FLOOR) | | | | |
| 73/74 | E100/300 -- integral A/C | C9UZ 19C981-A | | 1 |
| 73/74 | E100/300 -- integral A/C | ★57030-S | Screw & washer-hex. head-1/4"-20 x 3/4" | 1 |
| 19C982 SEAL (AIR CONDITIONER EVAPORATOR MOUNTING CHANNEL TO HOUSING) | | | | |
| 73/74 | E100/350 -- integral A/C | C9UZ 19C982-A | | 1 |
| 19C983 SEAL (AIR CONDITIONER EVAPORATOR HOUSING TO FLOOR) | | | | |
| 73/74 | E100/300 -- integral A/C | C9UZ 19C983-A | Main evaporator | 1 |
| 73/74 | E100/300 -- integral A/C | D0UZ 19C983-A | Aux. evaporator | 1 |
| 75/ | E100/350 -- w/aux. A/C and aux. htr. | D5UZ 19C983-A | | 1 |
| 19C985 COVER ASSY. (AIR CONDITIONER EVAPORATOR EXPANSION VALVE) | | | | |
| 73/74 | E100/300 -- integral A/C | C9UZ 19C985-A | | 1 |
| 19986 Refer to group 18578 | | | | |
| 19C986 SEAL (AIR CONDITIONER EVAPORATOR EXPANSION VALVE COVER) | | | | |
| 73/74 | E100/300 -- integral A/C | C9UZ 19C986-A | | 1 |
| 19A989 SEAL (A/C EVAPORATOR HOSE TO FLOOR) | | | | |
| 75/ | E100/350 -- w/aux. A/C and aux. htr. | D5UZ 19A989-A | | 1 |
| 19A990 VALVE ASSY. (AIR CONDITIONER COMPRESSOR HIGH PRESSURE)—Also refer to Section 197 | | | | |
| 73/ | E100/300 -- integral A/C | D0UZ 19A990-A | *YF-300 | 1 |
| 73/ | F100/350 -- integral A/C | D0AZ 19A990-A | *YF-237 | 1 |
| 73/ | E100/300,F100/250 -- hang-on-A/C | D1FZ 19A990-B | *YF-301—for high and low pressure | 2 |
| 19C993 COVER ASSY. (AIR CONDITIONER CONTROL) | | | | |
| 73/74 | E100/300 -- integral A/C- "Before Ser. S40,001" | D3UZ 19C993-A | | 1 |
| 74 | E100/300 -- integral A/C w/single evaporator "From Ser. S40,001" | D3UZ 19C993-A | | 1 |
| 74 | E100/300 -- integral A/C w/dual evaporator- "From Ser.S40,001" | D4UZ 19C993-A | | 1 |

19C705-8 REFRIGERANT LINE REPLACEMENT and REPAIR PARTS

To simplify part number determination and complexity and to reduce look-up time for air conditioning hoses the following summary describes the various service methods:

1. Hose originally used in production is serviced.

Example: Original production part number D2UA 19835-AA is supplied for service as part number D2UZ 19835-A as shown on page 8 of the IDENTIFICATION CHART and on page 7 of the APPLICATION CHART.

2. Hose originally used in production is serviced, or a "Simplified" hose is available for service.

Example. If a discharge Line is required for a 1973/ E200 with integral air conditioning with dual evaporator the Application Chart (on page 6) indicates (1) that the hose assembly is serviced as part number C9ZZ 19972-C (simplified hose) and (2) that the hose may be fabricated from -27" of 13/32" I.D. bulk hose (part number D2AZ 19C708-B), one piece of Fitting Code G44 (part number D2AZ 19D695-AA and one piece of Fitting Code J44 (part number D2AZ 19D695-AJ).

Air Conditioning hose information is listed as follows:

| | PAGE |
|-------------------------------|---------------|
| INSTALLATION INSTRUCTIONS | 2 through 5 |
| APPLICATION CHART | 6 and 8 |
| IDENTIFICATION CHART | 9 through 10 |
| FITTING CROSS-REFERENCE CHART | 11 through 17 |

More detailed instructions are included with the IDENTIFICATION CHART, APPLICATION CHART and FITTING CROSS-REFERENCE CHART.

1973/79
TRUCK SERIES 100/500

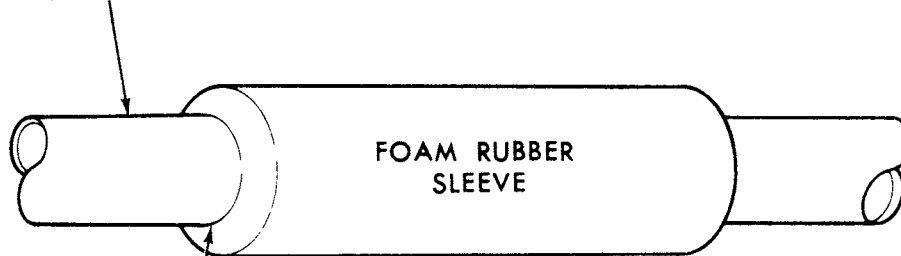
19C705-8 REFRIGERANT LINE REPLACEMENT and REPAIR PARTS cont'd.

INSTALLATION INSTRUCTIONS

HOSE GUARDS

FOAM RUBBER SLEEVE: To protect 5/8" rubber air conditioner hose from direct rubbing against other parts and to reduce hose vibration noise.

5/8" HOSE

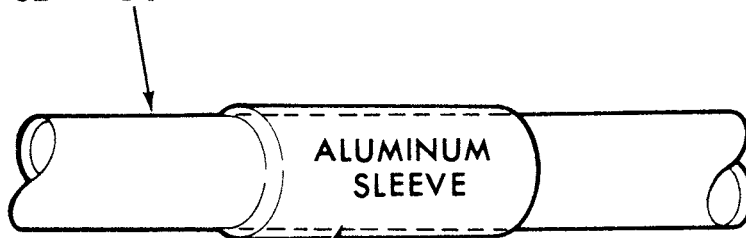


**APPLY ADHESIVE BETWEEN
FOAM AND HOSE ON BOTH
ENDS TO SECURE**

P-9312

ALUMINUM SLEEVE: To protect 13/32" discharge hose where hose contacts sharp edges in routing through the radiator side support.

13/32" HOSE



**APPLY ADHESIVE AROUND HOSE
AT DESIRED LOCATION AND
SLIDE SLEEVE OVER ADHESIVE
INTO POSITION**

P-9313

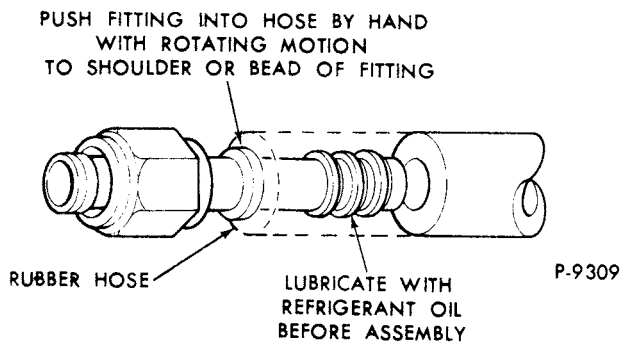
1. Slide sleeve on hose before installing end fittings.
NOTE: Sleeve can be cut lengthwise and formed around other hose sizes.
2. Use COAZ 19552-A or 8A 19552-B adhesive to secure sleeve in desired position.

19C705-8 REFRIGERANT LINE REPLACEMENT and REPAIR PARTS cont'd.

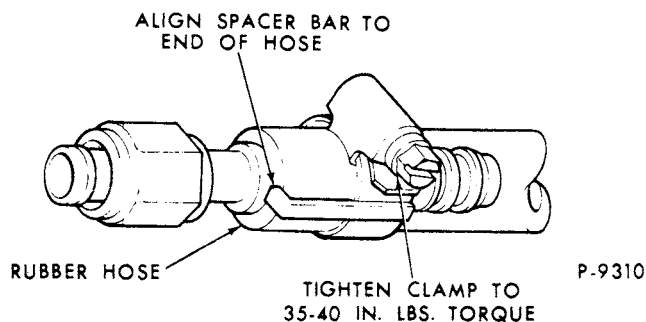
INSTALLATION INSTRUCTIONS - cont'd.

DETAIL PARTS and HOSE ASSEMBLIES

1. Note defective hose routing before removal.
2. Repair existing rubber or nylon hose on vehicle if feasible.
 - a. Repair cuts and similar failures, in otherwise sound existing hose assemblies, by using one push-on hose splicer or two splicers with the required length of bulk hose.
3. Remove defective hose if splicing is not acceptable.
 - a. Discharge the system if not completely discharged, following the procedure outlined in the shop manual.
 - b. For those liquid lines (5/16" I.D.) having a self-sealing, quick disconnect coupling on one end, the coupling should be left on the vehicle. The new hose assembly will adapt into this coupling with 1/2"-20 male thread and an external o-ring seal.
4. Assemble the new hose as shown below if component parts are used.



- a. Select proper end fittings, splicers, hose guards, hose assembly. A visual comparison is required for applications not listed.
- b. Cut hose to required length. Keep ends square and remove loose fragments.
- c. Lubricate barbed end of fittings and splicers with a few drops of clean refrigerant oil.



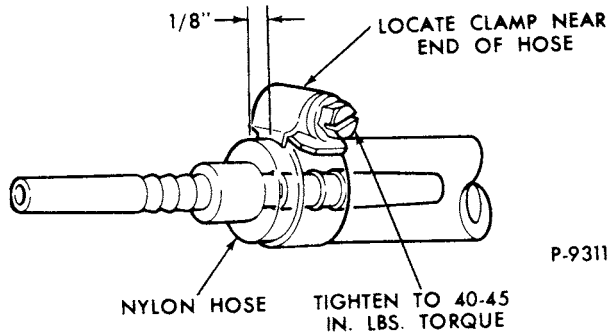
- d. Slide loose clamps on hose, force fittings into hose (by hand) with rotating motion.

CAUTION: Do not past shoulder or scratch fitting with tools, this fitting must be inserted by hand.
- e. Position clamp so that spacer tab is over end of rubber hose and tighten until clamp starts to cut hose. (Tighten to 35-40 in. lbs. torque)

**1973/79
TRUCK SERIES 100/500**

19C705-8 REFRIGERANT LINE REPLACEMENT and REPAIR PARTS cont'd.

INSTALLATION INSTRUCTIONS - cont'd.



- f. For nylon hose splicers only, position clamp approx. 1/8" from end of hose (tighten to 40-45 in. lbs. torque)

P-9311

5. Route the new hose, using the original installation as a guide.
If simplified hose with aluminum tubing and splicer is used, bend the tubing as outlined below:

- a. Bend the aluminum tubing by hand to replace the bends of the original hose, making the bends as simple as possible.
- b. Drill new holes through the radiator support and side shield as required to make the installations using simplified tube bends.

6. Install and torque new hose assembly.

NOTE: When installing assembly, tighten coupling nut finger tight, then torque per chart below using a back-up tube wrench. Further tightening may distort fitting and result in an imperfect seal. Be sure that o-ring is in place on o-ring type fittings. Hoses must be installed with no twist in them.

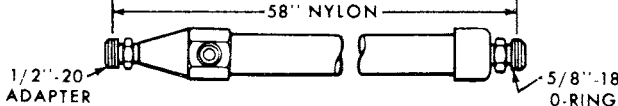
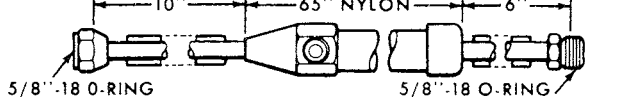
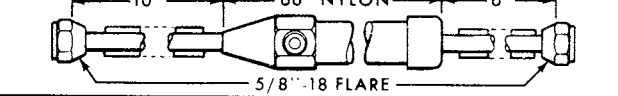
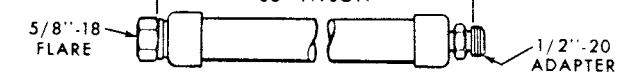
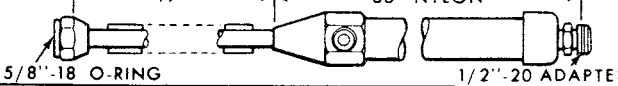
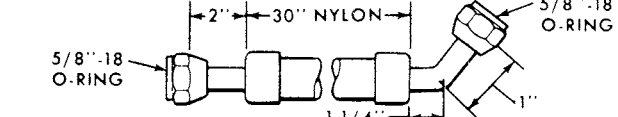
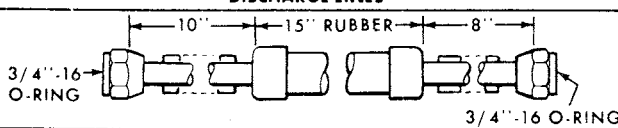
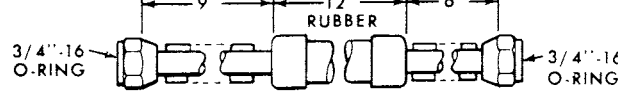
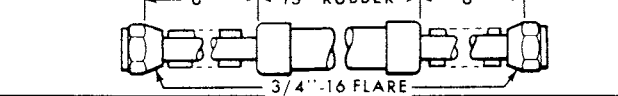
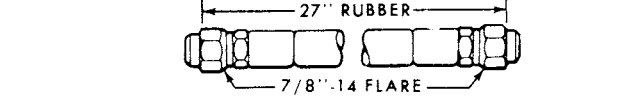
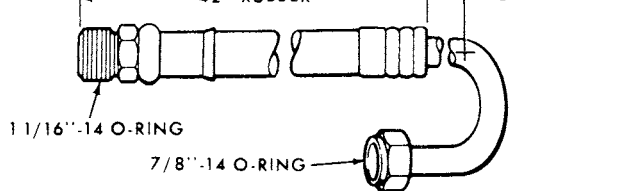
| Fitting Size or Description | Thread Size | RECOMMENDED TORQUE (IN FT. LBS.) | |
|--|------------------|----------------------------------|------------|
| | | O-Ring Type | Flare Type |
| 3/8" | 5/8"-18 | 11-13 | 15-19 |
| 1/2" | 3/4"-16 or 18 | 15-20 | 21-27 |
| 5/8" | 7/8"-14 or 18 | 21-27 | 25-31 |
| 3/4" | 1 1/16"-14 or 18 | 28-33 | 33-40 |
| Adapter for Self-sealing Coupling | 1/2"-20 | 8-12 | |
| Compressor fitting and service valve | 7/8"-20 | 21-27 | |
| Block fitting plate bolt | 1"-14 | 20-40 | |
| Pressure relief valve (into block) fitting | 3/8"-24 | 20-30 | |
| | | 4-11 | |

7. Rework the existing hose support clamps if required.

- a. Check for correct installation and proper routing for clearance with other vehicle components.
- b. Evacuate, charge and leak test the system following the procedure outlined in the vehicle shop manual.

19C705-8 REFRIGERANT LINE REPLACEMENT and REPAIR PARTS cont'd.

SIMPLIFIED HOSE ASSEMBLIES

| PART NUMBER | DESCRIPTION | TOTAL LENGTH INCHES |
|-------------------------|--|---------------------|
| LIQUID LINES | | |
| D00Z-19837-C *YF-271 |  | 58 |
| C80Z-19837-A *YF-270 |  | 81 |
| C70Z-19837-A *YF-269 |  | 82 |
| C7AZ-19837-A *YF-268 |  | 35 |
| C9AZ-19837-A *YF-238 |  | 85 |
| D1AZ-19837-B *YF-272 |  | 34 |
| DISCHARGE LINES | | |
| C80Z-19972-A *YF-239 |  | 33 |
| C9ZZ-19972-C *YF-277 |  | 27 |
| C7AZ-19972-A *YF-276 |  | 32 |
| SUCTION LINES | | |
| C7AZ-19867-A *YF-285 |  | 27 |
| D0AZ-19867-A *YF-286 |  | 48 |

SIMPLIFIED HOSE ASSEMBLIES

P-9877

1973/79
TRUCK SERIES 100/500

19C705-8 REFRIGERANT LINE REPLACEMENT and REPAIR PARTS cont'd.

APPLICATION CHART

To determine the correct hose part number or detail part numbers you must know:

1. Series (F100, E100, etc.)
2. Year (1973)
3. Hose function (Discharge Line, Liquid Line or Suction Line)
4. Type of Air Conditioning System (Hang-on or Integral)
5. Engine (number of cylinders and cubic inch displacement)

Example No. 1 If a discharge Line is required for a 1973 E200 with integral air conditioning with dual evaporator the Application Chart (on page 6) indicates (1) that the hose assembly is serviced as part number C9ZZ 19972-C (simplified hose) and (2) that the hose may be fabricated from 27" of 13/32" I.D. bulk hose (part number D2AZ 19C708-B), one piece of Fitting Code G44 (part number D2AZ 19D695-AA and one piece of Fitting Code J44 (part number D2AZ 19D695-AJ).

Example No. 2 If a Suction Line (Evaporator to Compressor) is required for a 1973 F250 with integral air conditioning the Application Chart (on page 7) indicates (1) that the hose assembly is serviced as part number D3TZ 19867-A (original production only available) and (2) that the hose cannot be fabricated from bulk hose and assorted fittings.

REFRIGERANT LINE APPLICATION CHART

| YEAR | MODEL | ENGINE | | TYPE OF A/C | SERVICE ASSEMBLY | SERVICE DETAILS | | |
|--|---------------------------------|--------|--------------------|-------------|---------------------------|------------------|--------------------|-------------------|
| | | CYL. | C.I.D. (C.C.D.) | | | HOSE | | FITTINGS REQUIRED |
| | | | | | | I.D. (INCHES) | LENGTH (INCHES) | |
| 19C705-8 REFRIGERANT LINE REPLACEMENT and REPAIR PARTS — Con'd. | | | | | | | | |
| NOTE: ● Simplified Hose Replacement | | | | | | | | |
| DISCHARGE LINE (COMPRESSOR TO CONDENSER) | | | | | | | | |
| 73/74 | E100/300 -- w/single evaporator | All | All | Integral | ● C9ZZ 19972-C *YF-277 | 13/32 | 23 | G44, J44 |
| 73/74 | E100/300 -- w/dual evaporator | All | All | Integral | ● C9ZZ 19972-C *YF-277 | 13/32 | 27 | G44, J44 |
| 75/ | E100/350 | 8 | 460 | Integral | ★19972 | 13/32 | 33 | SF4, P44 |
| 75/ | E100/350 | 8 | 351 | Integral | ★19972 | 13/32 | 29 | S04, P44 |
| 73 | F100/250 | All | All | Hang-on | D1AZ 19972-B | 13/32 | 47 | A44, CL6 |

1973/79
TRUCK SERIES 100/500

REFRIGERANT LINE APPLICATION CHART

| YEAR | MODEL | ENGINE | | TYPE OF A/C | SERVICE ASSEMBLY | SERVICE DETAILS | | |
|--|--|--------|--------------------|-----------------|-------------------------|------------------|--------------------|--------------------|
| | | CYL. | C.I.D. (C.C.D.) | | | HOSE | | FITTINGS REQUIRED |
| | | | | | | I.D. (INCHES) | LENGTH (INCHES) | |
| 19C705-8 REFRIGERANT LINE REPLACEMENT and REPAIR PARTS — Cont'd | | | | | | | | |
| NOTE: ● Simplified Hose Replacement | | | | | | | | |
| DISCHARGE LINE (COMPRESSOR TO CONDENSER) | | | | | | | | |
| 73 | F100/350— "Before Ser. S20, 001" | All | All | Integral | ★19972 | 13/32 | 35 | G44, J44 |
| 73/75 | F100/350— "From Ser. S20, 001" | All | All | Integral | ★19972 | 13/32 | 35 | G44, H44 |
| 76 | F100/350 | All | All | Integral | D6TZ 19972-A | | | |
| 77/ | F100/350 | 8 | All | Integral | ★19972 | 13/32 | 41 | G44, G44 |
| 77 | F100/350 | 6 | All | Integral | ★19972 | 13/32 | 40 | J44, J44 |
| 78/ | F100/350 | 6 | All | Integral | ★ 19972 | 13/32 | 41 | J44, J44 |
| 78 | F100/350 | 6 | All | Integral | D8TZ 19972-C *YF-819 | | | |
| 78 | F100/350 | 8 | All | Integral | D8TZ 19972-B *YF-817 | | | |
| LIQUID LINE (DRYER TO EVAPORATOR) | | | | | | | | |
| 73/74 | E100/300 (to dryer) | All | All | Integral | D2UZ 19835-A | | | |
| 73/74 | E100/300 -- w/single evaporator—to evaporator | All | All | Integral | ★19837 | 5/16 | 123 | L33, Z23 |
| 73/74 | E100/300 -- w/dual evaporator - to evaporator) | All | All | Integral | ★19837 | 5/16 | 177 | L33, L33, ST3, Z23 |
| 73 | E100/300—to expansion valve) | All | All | Integral | ★ | 5/16 | 177 | L33, L33, ST3, Z23 |
| 73 | E100/300 -- w/dealer converted dual evaporator | All | All | Integral | ★ | 5/16 | 161 | L33, L33, ST3 |
| 75/77 | E100/350 "Before Ser. 020,000" | All | All | Integral & aux. | ★ | 5/16 | 95 | P33, ST3, J33 |
| 77 | E100/350 "From Ser. 020,000" | All | All | Integral & aux. | D6UZ 19835-A | | | |
| 75/ | E100/350 -- dehydrator to evaporator— front of condenser | All | All | Integral & aux. | D5UZ 19835-D | | | |
| 75/ | E100/350 | All | All | Integral | ★ | 5/16 | 21 | P33, SG3, H33 |
| 75/ | E100/350 -- w/dual evap—dehydrator to evap. aux. jumper "Before Ser. C50,000" | All | All | Integral & aux. | ★19835 | 5/16 | 28 | G33, L33 |
| 76/ | E100/350 -- aux. A/C— att to expansion vlv.— 124" W/B "From Ser. C50,000" | All | All | Integral & aux. | D6UZ 19835-C | | | |
| 76/ | E100/350 -- aux. A/C— att. to expansion vlv.— 138" W/B "From Ser. C50,000" | All | All | Integral & aux. | ★19835 | 5/16 | 27 | G33, L33 |
| 76/ | E100/350 -- aux. A/C— dehydrator to aux. evap.—124" W/B "From Ser. C50,000" | All | All | Integral & aux. | D6UZ 19835-D | | | |
| 76/ | E100/350 -- aux. A/C— dehydrator to aux. evap.—138" W/B "From Ser. C50,000" | All | All | Integral & aux. | D6UZ 19835-A | | | |
| 78/ | E100/350 -- Aux. A/C | All | All | Hang-on | D8UZ 19835-A | | | |
| 76 | E100/350, F100/250 | All | All | Hang-on | D6AZ 19837-A *YF-662 | | | |

1973/79
TRUCK SERIES 100/500

REFRIGERANT LINE APPLICATION CHART

| YEAR | MODEL | ENGINE | | TYPE OF A/C | SERVICE ASSEMBLY | SERVICE DETAILS | | |
|--|---|--------|--------------------|-----------------|---------------------------|------------------|--------------------|--------------------|
| | | CYL. | C.I.D. (C.C.D.) | | | HOSE | | FITTINGS REQUIRED |
| | | | | | | I.D. (INCHES) | LENGTH (INCHES) | |
| 19C705-8 REFRIGERANT LINE REPLACEMENT and REPAIR PARTS — Cont'd | | | | | | | | |
| NOTE: ● Simplified Hose Replacement | | | | | | | | |
| LIQUID LINE (DRYER TO EVAPORATOR) | | | | | | | | |
| 73 | F100/250 | All | All | Hang-on | ● C70Z 19837-A *YF-269 | 5/16 | 82 | A33, C33, SG3 |
| 73 | F100/350— "Before Ser. S20,001" | All | All | Integral | ★19835 | 5/16 | 94 | A33, H33, SG3 |
| | | | | | ★19837 | 5/16 | 50 | L33, P33, SG3 |
| 73/75 | F100/350— "From Ser. S20, 001 to W00,001" | All | All | Integral | ★19835 and ★19837 | 5/16 | 94 | A33, H33, SG3 |
| | | | | | | 5/16 | 50 | L33,P33,SG3 |
| 78 | F100/350 | All | All | Integral | D8TZ 19835-A | | | |
| 75/77 | F100/350 -- "From Ser. W00,001 to O60,001" | All | All | Integral | D5TZ 19837-A | | | |
| 77/ | F100/350 "From Ser. O60,001" | All | All | Integral | D7TZ 19837-A *YF-701 | | | |
| SUCTION LINE (EVAPORATOR TO COMPRESSOR) | | | | | | | | |
| 73/74 | E100/300 -- w/single evaporator | All | All | Integral | D0UZ 19867-D *YF-289 | 5/8 | 100 | G56, L56 |
| 73/74 | E100/300 -- w/dual evaporator To expansion valve | All | All | Integral | ★ | 5/8 | 156 | G56L56, L56,ST6 |
| | | | | | ★ | 5/8 | 156 | G56, L56, L56, ST6 |
| 73/74 | E100/300 -- w/dealer converted dual evaporator | All | All | Integral | ★ | 5/8 | 132 | G56, QM6, ST6, ZE6 |
| 73 | F100/250 | All | All | Hang-on | D1AZ 19867-A | 13/32 | 66 | B54 |
| 73 | F100/350— "Before Ser. R20,001" | All | All | Integral | ★19867 | 1/2 | 39 | G55,L55 |
| 73/75 | F100/350— "From Ser. R20,001 to W00,001" | All | All | Integral | ★19867 | 1/2 | 38 | G55, L55 |
| 75/77 | F100/350 "From Ser. W00,001 to O60,001" | All | All | Integral | D5TZ 19867-A *YF-651 | | | |
| 77/ | F100/350 -- "From Ser. O60,001" | All | All | Integral | D7TZ 19867-A *YF-702 | | | |
| 75/ | E100/350 -- front | 8 | 460 | Integral | ★19867 | 5/8 | 62 | S06,N56 |
| 75/76 | E100/350 -- rear "Before Ser. C50,000" | 8 | 460 | Integral | D5UZ 19867-B | | | |
| 75/ | E100/350 -- front | 8 | 351 | Integral | ★19867 | 5/8 | 43 | S06, N56 |
| 77 | E100/350 -- evap. to compressor— main evap. only | 6 8 | All 460 | Integral | D7UZ 19867-A *YF-703 | | | |
| 75/ | E100/350 -- rear | 8 | 351 | Integral | ★19867 | 5/8 | 72 | ST6,N56 |
| 75/76 | E100/350 -- w/dual evaporator— to compressor shut —off valve—aux jumper "Before Ser. C50,000" | All | All | Integral & aux. | D5UZ 19867-E *YF-656 | | | |
| 76/ | E100/350 -- att. to compressor with 124" W/B "From Ser. C50,000" | All | All | Integral & aux. | D6UZ 19867-D *YF-682 | | | |
| 76/ | E100/350 -- att. to compressor— with 138" W/B "From Ser. C50,000" | All | All | Integral & aux. | D6UZ 19867-B *YF-680 | | | |

1973/79
TRUCK SERIES 100/500

REFRIGERANT LINE APPLICATION CHART

| YEAR | MODEL | ENGINE | | TYPE OF A/C | SERVICE ASSEMBLY | SERVICE DETAILS | | |
|---|--|--------|--------------------|-----------------|-------------------------|------------------|--------------------|-------------------|
| | | CYL. | C.I.D. (C.C.D.) | | | HOSE | | FITTINGS REQUIRED |
| | | | | | | I.D. (INCHES) | LENGTH (INCHES) | |
| 19C705-8 REFRIGERANT LINE REPLACEMENT and REPAIR PARTS — Cont'd NOTE: ● Simplified Hose Replacement | | | | | | | | |
| SUCTION LINE (EVAPORATOR TO COMPRESSOR) | | | | | | | | |
| 76/ | E100/350 -- att to aux. evaporator-- with 124" W/B "From Ser. C50,000" | All | All | Integral & aux. | D6UZ 19867-C *YF-681 | | | |
| 76/ | E100/350 -- att. to aux. evaporator-- with 138" W/B "From Ser. C50,000" | All | All | Integral & aux. | D6UZ 19867-A *YF-679 | | | |
| 77 | E100/350 -- compr. to main evap. | 8 | 460 | Integral & aux. | D7UZ 19867-B *YF-704 | | | |
| 77 | E100/350 -- compr. to aux. evap. | 8 | 460 | Integral & aux. | D7UZ 19867-C *YF-705 | | | |
| 78/ | E100/350 -- Aux. A/C | All | All | Hang-on | D8UZ 19867-A | | | |
| 78 | E100/350 -- Aux. A/C | All | All | Hang-on | D8UZ 19867-B | | | |
| EVAPORATOR DRAIN | | | | | | | | |
| 75/ | E100/350 | All | All | Integral | D5UZ 19858-A | | | |

**1973/79
TRUCK SERIES 100/500**

19C705-8 REFRIGERANT LINE REPLACEMENT and REPAIR PARTS cont'd.

IDENTIFICATION CHART

To determine the correct hose part number or detail part numbers you must either:

1. Know the identification number from the existing hose.

or

2. Be able to visually identify the existing hose and select appropriate details from the Fitting Cross-Reference Chart shown on pages 9 through 15.

Example No. 1. If the identification number is D4TA 19972-AA, the Identification Chart shown below indicates (1) that the service assembly number is D4TZ 19972-C and (2) that the hose may be fabricated from - 35" of 13/32" I.D. bulk hose (part number D2AZ 19C708-B), one piece of Fitting Code G44 (part number D2AZ 19D695-AA) and one piece of Fitting Code J44 (part number D2AZ 19D695-AJ).

REFRIGERANT LINE IDENTIFICATION CHART

| IDENTIFICATION | SERVICE ASSEMBLY | SERVICE DETAILS | | | IDENTIFICATION | SERVICE ASSEMBLY | SERVICE DETAILS | | |
|--|---------------------------|------------------|--------|---------------------------------|----------------|---------------------------|------------------|--------|---------------------------------|
| | | HOSE | | FITTINGS REQ'D (CODE NUMBER) | | | HOSE | | FITTINGS REQ'D (CODE NUMBER) |
| | | I.D. (Inches) | LENGTH | | | | I.D. (Inches) | LENGTH | |
| 19C705-8 REFRIGERANT LINE REPLACEMENT and REPAIR PARTS cont'd | | | | | | | | | |
| Note: ● Simplified Hose Assembly | | | | | | | | | |
| D0UA 16D602-A | ★19867 | 5/8 | 156 | G56, L56 L56, ST6 | D3TA 19837-AB | ★19837 | 5/16 | 50 | L33, L33, SG3 |
| D0UA 16D603-A | ★19837 | 15/16 | 177 | L33, L33 ST3, Z23 | D5TA 19837-DA | D5TZ 19837-A | | | |
| | | | | | D5TA 19849-AA | D5TZ 19849-A | | | |
| D4TA 19D567-AB | D3TZ 19835-A | | | | D0UA 19867-C | ★ | 5/8 | 156 | G56, L56, L56, ST6 |
| D5UA 19A695-AB | D5UZ 19858-A | | | | D0UA 19867-D | ★19867 | 5/8 | 100 | G56, L56 |
| D0TJ 19A709-A | ● C70Z 19837-A *YF-269 | 5/16 | 104 | C33, CL6 | D0UA 19867-E | ★ | 5/8 | 132 | G56, QM6, ST6, ZE6 |
| D2UA 19835-AA | D2UZ 19835-A | | | | D1AJ 19867-AA | ★19867 | 13/32 | 66 | B54 |
| D3TA 19835-BA | ★ | 5/16 | 94 | A33, H33, SG3 | D3TA 19867-AA | ★19867 | 1/2 | 39 | G55, L55 |
| D5UA 19835-CB | D5UZ 19835-A | 5/16 | 95 | P33, ST3, J33 | D3TA 19867-AB | ★19867 | 1/2 | 34 | G55, L55 |
| D5UA 19835-BA | ★19835 | 5/16 | 21 | P33, SG3, H33 | D3TA 19867-AC | ★19867 | 1/2 | 38 | G55, L55 |
| D5UA 19835-CA | ★19835 | 5/16 | 21 | P33, SG3, H33 | D5UA 19867-AA | ★19867 | 5/8 | 62 | S06, N56 |
| D5UA 19835-DA | D5UZ 19835-C | | | | D5UA 19867-BA | D5UZ 19867-B | | | |
| D6UA 19835-AA | D6UZ 19835-D | | | | D5UA 19867-DA | ★19867 | 5/8 | 43 | S06, N56 |
| D6UA 19835-BA | D6UZ 19835-B | | | | D5UA 19867-DB | ★19867 | 5/8 | 43 | S06, N56 |
| D6UA 19835-CA | D6UZ 19835-C | | | | D5UZ 19867-EA | ★19867 | 5/8 | 72 | ST6, N56 |
| D7UA 19835-AA | D6UZ 19835-A | | | | D5UZ 19867-GA | D5UZ 19867-E | | | |
| D0UA 19837-C | ★ | 5/16 | 161 | L33, L33, ST3, Z23 | D6UA 19867-EA | D6UZ 19867-A | | | |
| | | | | | D6UA 19867-FA | ★19867 | 5/16 | 27 | G33, L33 |
| D1AJ 19837-AA | ● C70Z 19837-A *YF-269 | 5/16 | 82 | A33, C33, SG3 | D6UA 19867-GA | D6UZ 19867-C | | | |
| | | | | | D6UA 19867-HA | D6UZ 19867-D | | | |
| D1AJ 19837-DA | ● C70Z 19837-A *YF-269 | | | | D7UA 19867-CA | D7UZ 19867-B | | | |
| | | | | | D7UA 19867-DA | D7UZ 19867-C | | | |
| D2UA 19837-AA | ★19837 | 15/16 | 177 | L33, M33 ST3, Z23 | D8TA 19867-AA | D7UZ 19867-A | | | |
| | | | | | D1AJ 19972-AA | ★19972 | 13/32 | 48 | A44, CL6 |
| D2UA 19837-BA | ★ | 15/16 | 123 | L33, Z23 | D1AJ 19972-BA | ● C80Z 19972-A *YF-239 | | | |
| D3TA 19837-AA | ★19837 | 5/16 | 56 | L33, SG3, Z23 | | | | | |

REFRIGERANT LINE IDENTIFICATION CHART

| IDENTIFICATION | SERVICE ASSEMBLY | SERVICE DETAILS | | | IDENTIFICATION | SERVICE ASSEMBLY | SERVICE DETAILS | | |
|---|---------------------------|------------------|--------|---------------------------------|----------------|-------------------------|------------------|--------|---------------------------------|
| | | HOSE | | FITTINGS REQ'D (CODE NUMBER) | | | HOSE | | FITTINGS REQ'D (CODE NUMBER) |
| | | I.D. (Inches) | LENGTH | | | | I.D. (Inches) | LENGTH | |
| 19C705-8 REFRIGERANT LINE REPLACEMENT and REPAIR PARTS cont'd. | | | | | | | | | |
| Note: ● Simplified Hose Assembly | | | | | | | | | |
| D1AJ 19972-CA | ● C9ZZ 19972-C *YF-277 | | | | D5UA 19972-AA | ★19972 | 13/32 | 33 | SF4,P44 |
| | | | | | D5UA 19972-AB | ★19972 | 13/32 | 33 | SF4,P44 |
| D2UZ 19972-AA | ● C9ZZ 19972-C *YF-277 | 13/32 | 23 | G44, J44 | D5UZ 19972-CB | ★19972 | 13/32 | 29 | S04,P44 |
| | | | | | D5UA 19972-CA | ★19972 | 13/32 | 29 | S04,P44 |
| D2UZ 19972-BA | ● C9ZZ 19972-C *YF-277 | 13/32 | 27 | G44, J44 | D7TA 19972-AA | ★19972 | 13/32 | 40 | J44,J44 |
| | | | | | D8TH 19972-AA | ★19972 | 13/32 | 41 | J44,J44 |
| D3TA 19972-BA | ★ | 13/32 | 35 | G44, J44 | D8TH 19972-BA | D8TZ 19972-B *YF-817 | | | |
| D4TA 19972-AA | ★19972 | 13/32 | 35 | G44, B44 | | | | | |
| D4TA 19972-AB | ★19972 | 13/32 | 35 | G44,H44,SE4 | D8TH 19972-CA | D8TZ 19972-C *YF-819 | | | |

**1973/79
TRUCK SERIES 100/500**

19C705-8 REFRIGERANT LINE REPLACEMENT and REPAIR PARTS cont'd.

FITTING CROSS-REFERENCE CHART

There are two ways of selecting hose and fitting part numbers.

1. From Code Number (shown in the Identification or Application Charts) to the Part Number listed below.
2. From a visual inspection of the existing hose and selection of appropriate details using the following instructions:
 - a. Determine Fitting Size.
Diameter of tube at a point behind the nut indicates fitting size, e.g. 3/8", 1/2", 5/8" or 3/4".

Select Fittings and Splicers from the illustrations and text that follows. The necessary clamps and o-rings are included with all Fittings and Splicers and are also supplied for service as separate parts.

FITTINGS

Determine Fitting size from the information shown below:

| ORIGINAL TUBE O.D. | FRACTIONAL FITTING SIZE | INDUSTRY SIZE NO. | THREAD SIZE | |
|-----------------------|----------------------------|----------------------|--|----------------------|
| | | | SAE45° FLARE O-RING (FEMALE) O-RING (MALE FLARE) | O-RING (MALE SWIVEL) |
| 5/16" | 3/8" | 6 | 5/8"-18 | 5/8"-18 |
| 13/32" | 1/2" | 8 | 3/4"-16 | 3/4"-18 |
| 1/2" | 5/8" | 10 | 7/8"-14 | 7/8"-18 |
| 5/8" | 3/4" | 12 | 1 1/16"-14 | 1 1/16"-16 |

- b. Determine Hose Size.
Measure end of tube (not barbs). The tube O.D. matches the I.D. of the required hose e.g. tube O.D. is 5/16" and hose I.D. is 5/16" (size No. 6, part number D2AZ 19C708-A).

BULK RUBBER HOSE

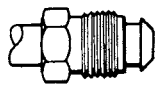
Select the appropriate Hose from the sizes listed below:

| ORIGINAL TUBE O.D. | REPLACEMENT HOSE I.D. | INDUSTRY SIZE NO. | PART NUMBER | MOTORCRAFT NUMBER |
|-----------------------|--------------------------|----------------------|--------------------|----------------------|
| 5/16" | 5/16" | 6 | D2AZ 19C708-A(15') | *YF-248 |
| | | | D4AZ 19C708-A(50') | *YF-599 |
| 13/32" | 13/32" | 8 | D2AZ 19C708-B(15') | *YF-249 |
| | | | D4AZ 19C708-B(50') | *YF-600 |
| 1/2" | 1/2" | 10 | D2AZ 19C708-C(15') | *YF-250 |
| | | | D4AZ 19C708-A(50') | *YF-601 |
| 5/8" | 5/8" | 12 | D2AZ 19C708-D(15') | *YF-251 |
| | | | D4AZ 19C708-D(50') | *YF-602 |

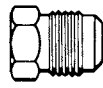
NYLON HOSE

Production only

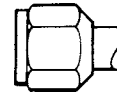
19C705-8 REFRIGERANT LINE REPLACEMENT and REPAIR PARTS cont'd.
SAE 45° FLARE FITTINGS



MALE TWO PIECE
(BULLET NOSE)

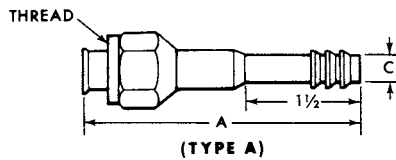


MALE ONE PIECE

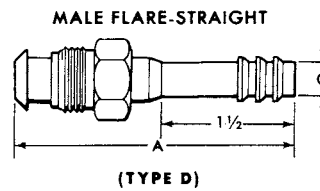
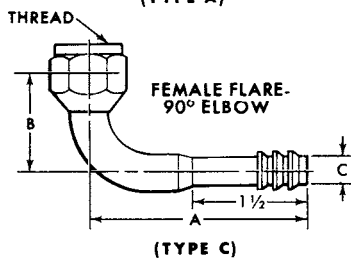
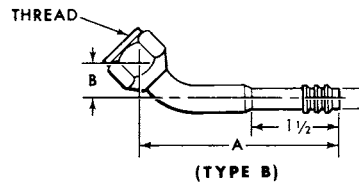


FEMALE SWIVEL NUT

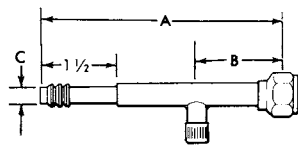
FEMALE FLARE-STRAIGHT



FEMALE FLARE-45° ELBOW

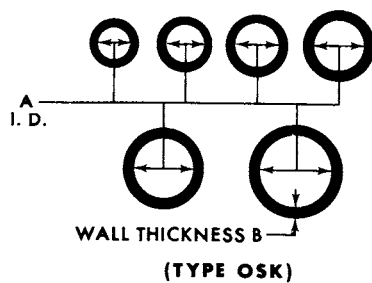


P-9238

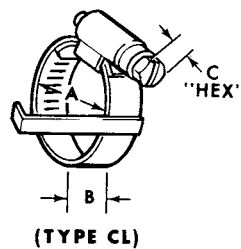


(TYPE F)

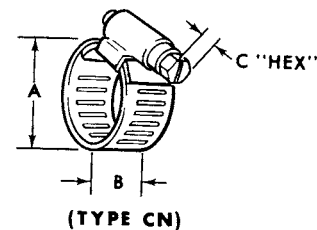
O-RING SEAL KIT (40 PARTS)



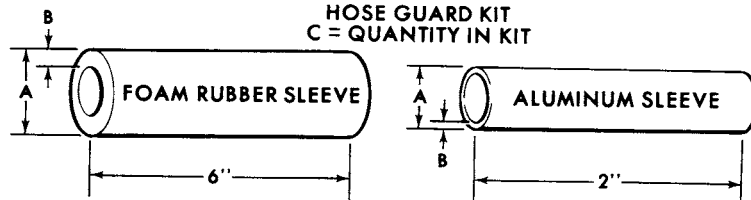
CLAMP-
RUBBER HOSE



CLAMP-
NYLON HOSE



HOSE GUARD KIT
C = QUANTITY IN KIT



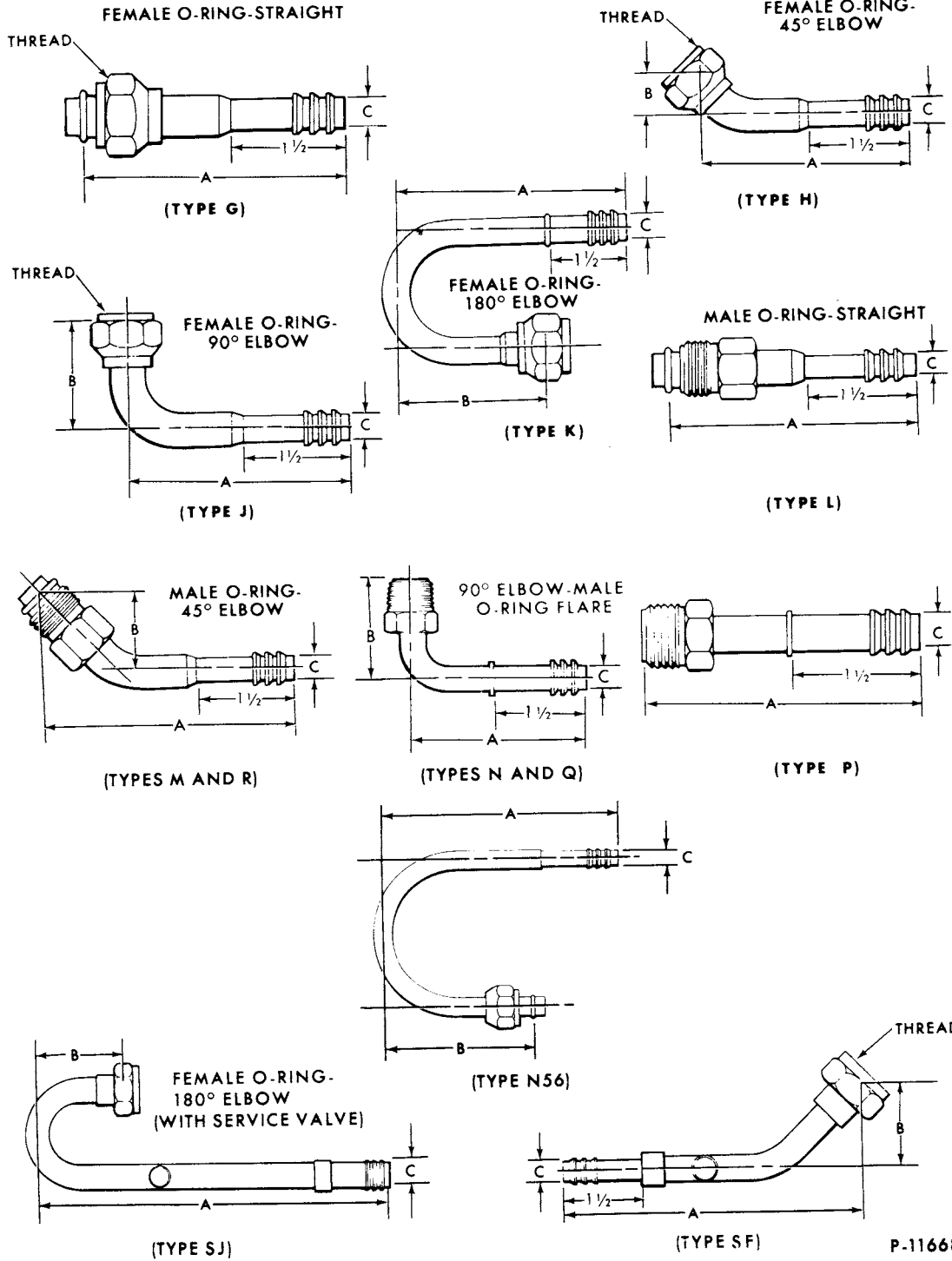
P-9267

REFRIGERANT LINE FITTINGS

1973/79
TRUCK SERIES 100/500

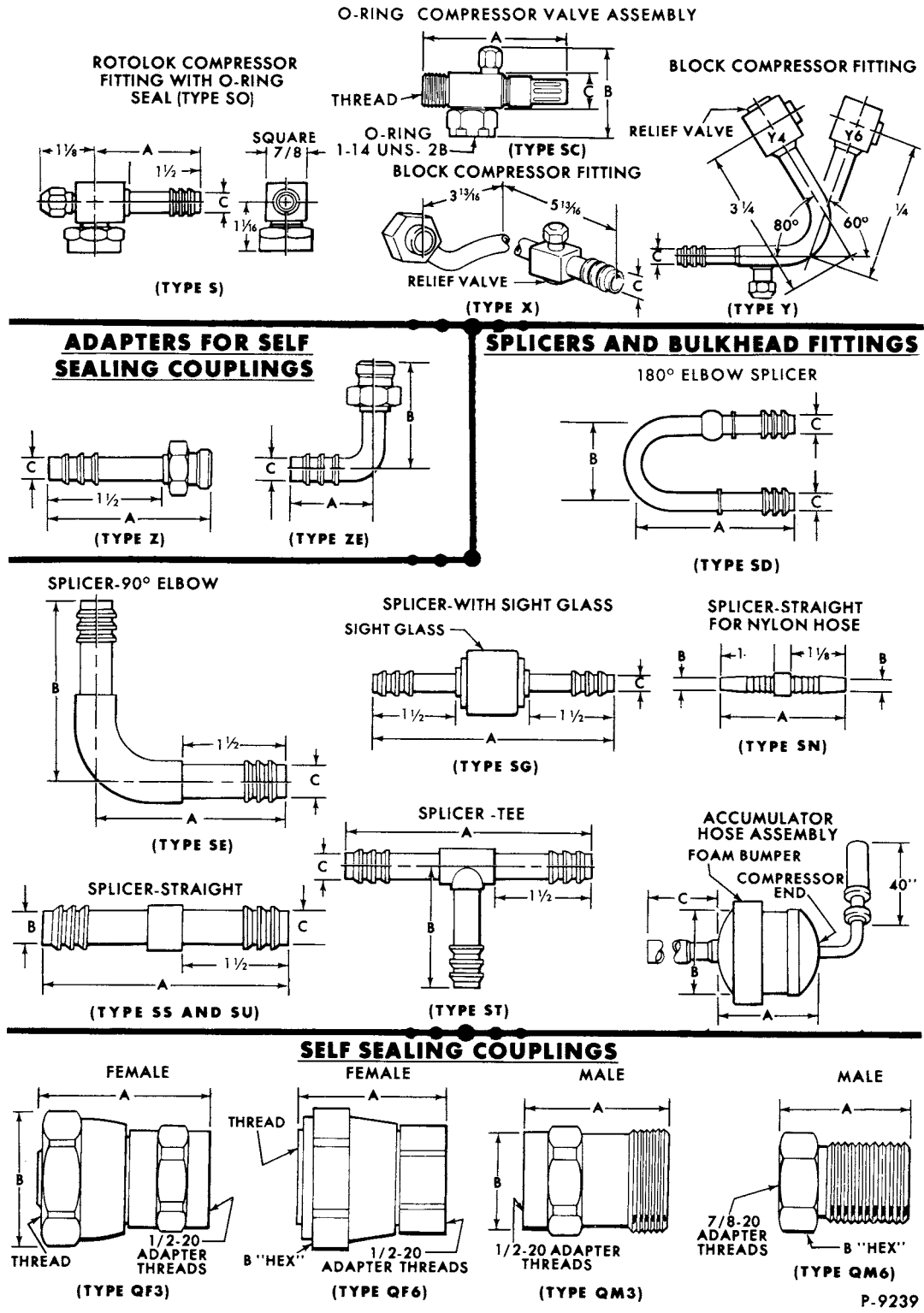
19C705-8 REFRIGERANT LINE REPLACEMENT and REPAIR PARTS cont'd.

TUBE O-RING FITTINGS



P-11668

19C705-8 REFRIGERANT LINE REPLACEMENT and REPAIR PARTS cont'd.



REFRIGERANT LINE FITTINGS

1973/79
TRUCK SERIES 100/500

REFRIGERANT LINE FITTINGS

| CODE | PART NUMBER | MOTORCRAFT NUMBER | DIMENSIONS (INCHES) | | | | | |
|--|-------------|----------------------|---------------------|-----------|--------------|--------------|---------|-------|
| | | | THREAD | HOSE I.D. | A | B | C | |
| 19C705-8 REFRIGERANT LINE REPLACEMENT and REPAIR PARTS cont'd | | | | | | | | |
| ACCUMULATOR HOSE ASSY. | | | | | | | | |
| AC6 | D2AZ | 19C836-A | | 5/8 | 5 | 4 | 24 | |
| FEMALE FLARE - STRAIGHT | | | | | | | | |
| A33 | D2AZ | 19D695-D | *YF-357 | 5/8-18 | 5/16 | 3 3/16 | 5/16 | |
| A44 | D2AZ | 19D695-E | *YF-358 | 3/4-16 | 13/32 | 3 19/32 | 13/32 | |
| A45 | D2AZ | 19D695-L | *YF-364 | 3/4-16 | 1/2 | 3 1/2 | 1/2 | |
| A55 | D2AZ | 19D695-F | *YF-359 | 7/8-14 | 1/2 | 3 1/4 | 1/2 | |
| A56 | D2AZ | 19D695-AZ | *YF-331 | 7/8-14 | 5/8 | 3 1/2 | 5/8 | |
| A66 | D2AZ | 19D695-G | *YF-360 | 1 1/16-14 | 5/8 | 3 5/16 | 5/8 | |
| FEMALE FLARE - 45° ELBOW | | | | | | | | |
| B33 | D2AZ | 19D695-H | *YF-361 | 5/8-18 | 5/16 | 3 1/32 | 15/32 | 5/16 |
| B44 | D2AZ | 19D695-J | *YF-362 | 3/4-16 | 13/32 | 3 3/8 | 19/32 | 13/32 |
| B54 | D2AZ | 19D695-AU | *YF-328 | | 13/32 | | | 13/32 |
| B55 | D2AZ | 19D695-K | *YF-363 | 7/8-14 | 1/2 | 3 1/16 | 5/8 | 1/2 |
| CLAMP - RUBBER HOSE | | | | | | | | |
| CL6 | D0TZ | 19B679-A | *YF-256 | | All | 1/2 to 1 1/4 | 1/2 | 5/16 |
| CLAMP - NYLON HOSE | | | | | | | | |
| CN4 | C9AZ | 8287-A | | | 5/16 & 13/32 | 7/32 to 5/8 | 5/16 | 1/4 |
| CN6 | D2AZ | 19B679-B | *YF-255 | | 1/2 & 5/8 | 3/8 to 25/32 | 9/16 | 5/16 |
| FEMALE FLARE - 90° ELBOW | | | | | | | | |
| C33 | D2AZ | 19D695-M | *YF-365 | 5/8-18 | 5/16 | 2 9/16 | 7/8 | 5/16 |
| C44 | D2AZ | 19D695-N | *YF-366 | 3/4-16 | 13/32 | 2 13/16 | 1 1/8 | 13/32 |
| C45 | D2AZ | 19D695-AR | *YF-326 | 3/4-16 | 1/2 | 2 13/16 | 1 1/8 | 1/2 |
| C55 | D2AZ | 19D695-P | *YF-367 | 7/8-14 | 1/2 | 3 1/8 | 1 1/2 | 1/2 |
| MALE FLARE - STRAIGHT | | | | | | | | |
| D33 | D2AZ | 19D695-B | *YF-332 | 5/8-18 | 5/16 | 3 1/4 | | 7/8 |
| D44 | D2AZ | 19D695-A | *YF-311 | 3/4-16 | 13/32 | 3 21/32 | | 13/32 |
| D55 | D2AZ | 19D695-C | *YF-354 | 7/8-14 | 1/2 | 3 5/16 | | 1/2 |
| FEMALE "O" RING - STRAIGHT | | | | | | | | |
| G33 | D2AZ | 19D695-Z | *YF-375 | 5/8-18 | 5/16 | 3 | | 5/16 |
| G44 | D2AZ | 19D695-AA | *YF-312 | 3/4-16 | 13/32 | 3 13/32 | | 13/32 |
| G45 | D2AZ | 19D695-AC | *YF-314 | 3/4-16 | 1/2 | 3 3/32 | | 1/2 |
| G55 | D2AZ | 19D695-AB | *YF-313 | 7/8-14 | 1/2 | 3 1/16 | | 1/2 |
| G56 | D2AZ | 19D695-AD | *YF-315 | 7/8-14 | 5/8 | 3 3/32 | | 5/8 |
| HOSE GUARD KIT | | | | | | | | |
| HG | D2AZ | 19B970-A | *YF-267 | | | | | |
| Consists of: | | | | | | | | |
| (4) foam rubber sleeves | | | | | All | 1 1/8 | 1/2 | |
| (4) aluminum tubing | | | | | All | 1 | 1/32 | |
| FEMALE "O" RING - 45° ELBOW | | | | | | | | |
| H33 | D2AZ | 19D695-AE | *YF-316 | 5/8-18 | 5/16 | 3 27/32 | 15/32 | 5/16 |
| H44 | D2AZ | 19D695-AF | *YF-317 | 3/4-16 | 13/32 | 3 3/16 | 19/32 | 5/16 |
| H45 | D2AZ | 19D695-BA | *YF-333 | 3/4-16 | 1/2 | 3 7/32 | 19/32 | 1/2 |
| H55 | D2AZ | 19D695-AG | *YF-318 | 7/8-14 | 1/2 | 3 13/16 | 5/8 | 1/2 |
| H56 | D4AZ | 19D695-G | *YF-502 | 7/8-14 | 5/8 | 3 45/64 | 39/64 | 5/8 |
| H66 | D4AZ | 19D695-F | *YF-504 | 1 1/16-14 | 5/8 | 4 13/16 | 7/8 | 5/8 |
| FEMALE "O" RING - 90° ELBOW | | | | | | | | |
| J33 | D2AZ | 19D695-AH | *YF-319 | 5/8-18 | 5/16 | 2 23/32 | 1 1/32 | 5/16 |
| J44 | D2AZ | 19D695-AJ | *YF-320 | 3/4-16 | 13/32 | 3 1/4 | 1 11/32 | 13/32 |
| J55 | D2AZ | 19D695-AK | *YF-321 | 7/8-14 | 1/2 | 2 29/32 | 1 1/2 | 1/2 |
| J56 | D2AZ | 19D695-AY | *YF-330 | 7/8-14 | 5/8 | 2 13/16 | 1 1/2 | 5/8 |
| J66 | D2AZ | 19D695-BB | *YF-334 | 1 1/16-14 | 5/8 | 3 11/16 | 1 31/32 | 5/8 |

1973/79
TRUCK SERIES 100/500

REFRIGERANT LINE FITTINGS

| CODE | PART NUMBER | MOTORCRAFT NUMBER | DIMENSIONS (INCHES) | | | | | |
|--|----------------|----------------------|---------------------|-----------|---------|---------|-------|--|
| | | | THREAD | HOSE I.D. | A | B | C | |
| 19C705-8 REFRIGERANT LINE REPLACEMENT and REPAIR PARTS — Cont'd | | | | | | | | |
| FEMALE "O" RING — 180° ELBOW | | | | | | | | |
| K44 | D2AZ 19D695-AL | *YF-322 | 3/4-16 | 13/32 | 4 13/16 | 3 1/8 | 13/32 | |
| K56 | D2AZ 19D695-AM | *YF-323 | 7/8-14 | 5/8 | 4 13/16 | 3 1/8 | 5/8 | |
| K66 | D2AZ 19D695-AN | *YF-324 | 1 1/16-14 | 5/8 | 4 13/16 | 3 1/8 | 5/8 | |
| MALE "O" RING — STRAIGHT | | | | | | | | |
| L33 | D2AZ 19D695-R | *YF-368 | 5/8-18 | 5/16 | 3 | | 5/16 | |
| L55 | D2AZ 19D695-S | *YF-369 | 7/8-18 | 1/2 | 3 1/16 | | 1/2 | |
| L56 | D2AZ 19D695-AV | *YF-329 | 7/8-18 | 5/8 | 3 11/32 | | 5/8 | |
| MALE "O" RING — 45° ELBOW | | | | | | | | |
| M33 | D2AZ 19D695-T | *YF-370 | 5/8-18 | 5/16 | 3 7/32 | 25/32 | 5/16 | |
| M55 | D2AZ 19D695-U | *YF-371 | 7/8-18 | 1/2 | 4 1/4 | 1 1/16 | 1/2 | |
| M56 | D4AZ 19D695-D | *YF-487 | 7/8-14 | 5/8 | 3 | 2 13/32 | 5/8 | |
| M84 | D4AZ 19D695-B | *YF-515 | 3/4-18 | 13/32 | 3 13/16 | 1 1/8 | 13/32 | |
| MALE "O" RING FLARE-180° ELBOW | | | | | | | | |
| N56 | D5AZ 19D695-B | *YF-654 | | | | | | |
| "O" RING KIT | | | | | | | | |
| OSK | D2AZ 19B596-A | *YF-240 | | | | | | |
| Consists of: | | | | | | | | |
| (8) | | | 5/8-18 | | 5/16 | 1/16 | | |
| (8) | | | 1/2-20 | | 3/8 | 1/16 | | |
| (8) | | | 3/4-16 | | 7/16 | 1/16 | | |
| (8) | | | 7/8-14 | | 9/16 | 1/16 | | |
| (4) | | | 1 1/16-14 | | 11/16 | 1/16 | | |
| (4) | | | block fitting | | 13/16 | 1/8 | | |
| MALE "O" RING FLARE — STRAIGHT | | | | | | | | |
| P33 | D2AZ 19D695-BD | *YF-336 | 5/8-18 | 5/16 | 3 7/8 | | 5/16 | |
| P44 | D2AZ 19D695-BC | *YF-335 | 3/4-16 | 13/32 | 3 23/32 | | 13/32 | |
| P45 | D2AZ 19D695-V | *YF-372 | 3/4-16 | 1/2 | 4 | | 1/2 | |
| P46 | D2AZ 19D695-AP | *YF-325 | 3/4-16 | 5/8 | 4 | | 5/8 | |
| P56 | D2AZ 19D695-W | *YF-373 | 7/8-14 | 5/8 | 4 | | 5/8 | |
| P66 | D2AZ 19D695-AS | *YF-327 | 1 1/16-14 | 5/8 | 4 | | 5/8 | |
| COUPLINGS — SELF SEALING | | | | | | | | |
| QF3 | C1SZ 19B596-A | *YF-241 | 5/8-18 | | 1 9/32 | 27/32 | | |
| QF6 | D1HZ 19B596-A | *YF-244 | 1 1/16-12 | | 1 1/2 | 1 5/16 | | |
| QM3 | C1SZ 19B595-A | *YF-252 | 5/8-18 | | 1 3/16 | 23/32 | | |
| QM6 | D1HZ 19B595-A | *YF-254 | 1 1/16-12 | | 1 7/8 | 1 1/8 | | |
| VALVE — COMPRESSOR | | | | | | | | |
| S4 | D0TZ 19A990-A | *YF-299 | 1-14 | 13/32 | 2 3/16 | | 13/32 | |
| S5 | D0TZ 19752-A | *YF-308 | 1-14 | 1/2 | 2 3/16 | | 1/2 | |
| "O" RING — COMPRESSOR VALVE ASSEMBLY | | | | | | | | |
| SC4 | D0AZ 19A990-A | *YF-237 | 3/4-16 | 13/32 | 3 3/4 | 2 11/32 | 7/8 | |
| SC5 | D0AZ 19752-A | *YF-305 | 7/8-14 | 1/2 | 3 3/4 | 2 11/32 | 7/8 | |
| SPLICER — 180° ELBOW | | | | | | | | |
| SD6 | D4AZ 19D695-C | *YF-466 | | 5/8 | 4 1/2 | 3 | 5/8 | |
| "O" RING — COMPRESSOR ROTOLOK FITTING | | | | | | | | |
| S04 | D2AZ 19D695-BE | *YF-337 | 1-14 | 13/32 | 2 3/16 | | 13/32 | |
| S06 | D2AZ 19D695-BF | *YF-338 | 1-14 | 5/8 | 2 3/16 | | 5/8 | |
| SPLICER — 90° ELBOW | | | | | | | | |
| SE3 | D2AZ 19D695-BR | *YF-347 | | 5/16 | 2 7/16 | 2 7/16 | 5/16 | |
| SE4 | D2AZ 19D695-BS | *YF-348 | | 13/32 | 2 5/8 | 2 5/8 | 13/32 | |
| SE6 | D4AZ 19D695-E | *YF-471 | | 5/8 | 3 3/32 | 3 3/32 | 5/8 | |
| SPLICER — WITH SIGHTGLASS | | | | | | | | |
| SG3 | D2AZ 19D695-BK | *YK-342 | | 5/16 | 4 | | 5/16 | |
| SPLICER — STRAIGHT — NYLON HOSE | | | | | | | | |
| SN3 | D2AZ 19D695-BV | *YF-351 | | 5/16 | 2 5/8 | 5/16 | | |
| SN5 | D2AZ 19D695-BY | *YF-352 | | 1/2 | 2 5/8 | 1/2 | | |
| SN6 | D2AZ 19D695-BZ | *YF-353 | | 5/8 | 2 5/8 | 5/8 | | |

**1973/79
TRUCK SERIES 100/500**

REFRIGERANT LINE FITTINGS

| CODE | PART NUMBER | MOTORCRAFT NUMBER | DIMENSIONS (INCHES) | | | | | |
|--|-------------|----------------------|---------------------|-----------|-------|---------|---------|-------|
| | | | THREAD | HOSE I.D. | A | B | C | |
| 19C705-8 REFRIGERANT LINE REPLACEMENT and REPAIR PARTS — Cont'd | | | | | | | | |
| SPLICER — STRAIGHT — RUBBER HOSE | | | | | | | | |
| SS3 | D2AZ | 19D695-BL | *YF-343 | | 5/16 | 3 7/16 | | 5/16 |
| SS4 | D2AZ | 19D695-BM | *YF-344 | | 13/32 | 3 7/16 | | 13/32 |
| SS5 | D2AZ | 19D695-BN | *YF-345 | | 1/2 | 3 7/16 | | 1/2 |
| SS6 | D2AZ | 19D695-BP | *YF-346 | | 5/8 | 4 | | 5/8 |
| SPLICER — TEE | | | | | | | | |
| ST3 | D2AZ | 19D695-BT | *YF-349 | | 5/16 | 3 13/16 | 1 29/32 | 5/16 |
| ST6 | D2AZ | 19D695-BU | *YF-350 | | 5/8 | 4 1/4 | 2 7/32 | 5/8 |
| BLOCK — COMPRESSOR FITTING — STRAIGHT | | | | | | | | |
| X4 | D2AZ | 19D695-BG | *YF-339 | | 13/32 | | | 13/32 |
| BLOCK — COMPRESSOR FITTING — 90° ELBOW | | | | | | | | |
| Y4 | D2AZ | 19D695-BH | *YF-340 | | 13/32 | | | 13/32 |
| Y6 | D2AZ | 19D695-BJ | *YF-341 | | 5/8 | | | 5/8 |
| ADAPTER — FOR SELF SEALING COUPLING — STRAIGHT | | | | | | | | |
| Z23 | D2AZ | 19D695-Y | *YF-374 | 1/2-20 | 5/16 | 2 1/8 | | 5/16 |
| ADAPTER — FOR SELF SEALING COUPLING — 90° ELBOW | | | | | | | | |
| ZE4 | D2AZ | 19D695-CD | *YF-355 | 7/8-20 | 13/32 | 2 7/8 | 1 5/8 | 13/32 |
| ZE6 | D2AZ | 19D695-CE | *YF-356 | 7/8-20 | 5/8 | 3 3/8 | 2 1/8 | 5/8 |

1973/79
TRUCK SERIES 100/500

INDEX

| PART NAME | GROUP NUMBER | PART NAME | GROUP NUMBER |
|---|--------------|---|--------------|
| Notes: † Refer to group in Body Section 000 | | | |
| A | | B — Cont'd | |
| Absorber (body bolt) | 00155 | Bracket (body side window opening) | 280C49-51 |
| Absorber & retainer assy. (body bolt) | 00396 | Bracket (body side window opening reinforcement) | 279A81 |
| Actuator assy. (door latch) | 26594 | Bracket (camper tie down arm) | 27730-1 |
| Adjuster (back door adjusting rod) | 265A38 | Bracket (camper tie down support) | 27732 |
| Adjuster (body side door adjusting rod) | 265A38 | Bracket (cowl top panel to front fender apron) | 02294-5 |
| Arm (back door check) | 27204 | Bracket (engine cover panel heating) | 100A22 |
| Arm (body side door check) | 27204 | Bracket (floor side rear extension reinforcement) | 111A68 |
| Arm (camper tie down) | 277A14 | Bracket (floor side sill end) | 102B06 |
| Arm & bracket assy. (visor) | 04144 | Bracket (floor side sill inner panel) | 10584 |
| B | | Bracket (front door trim panel) | 21032 |
| Bar (back window division) | 42076 | Bracket (front door vent window lower pivot) | 22954 |
| Bar (front door vent window division) | 22296-7 | Bracket (front floor heat rear deflector) | 11274 |
| Bar (pickup box cover side glass division) | 297A32 | Bracket (fuse panel mounting) | 06129 |
| Base (front seat back)—passenger | 616A44 | Bracket (instrument panel to cowl side) | 04366 |
| Base assy. (front seat cushion)—passenger folding | 632A17 | Bracket (pickup box cover liftgate latch release lever) | 404A50 |
| Belt assy. (front seat center) | 611B60 | Bracket (rear floor pan seat mounting) | 112B70 |
| Belt assy. (front seat complete) | 611A72-3 | Bracket (rear seat back latch) | 613B18 |
| Belt assy. (rear seat center) | 611B66 | Bracket (rear seat floor) | 617C90 |
| Belt assy. (rear seat complete) | 613B84 | Bracket (roof trim panel support) | 52166 |
| Belt assy. (rear seat shoulder strap) | 60126 | Bracket (seat bed latch kit) | 61508 |
| Belt kit (rear seat shoulder strap) | 60232 | Bracket (spare wheel mounting) | 47076 |
| Body assy. (pickup box cover) | 00066 | Bracket (spare wheel well cover hinge) | 47187 |
| Bolt (front seat back pivot arm) | 60392 | Bracket (spare wheel well cover latch) | 47252 |
| Bolt (pickup box cover hold down) | 00070 | Bracket (tailgate latch) | 431D76-7 |
| Boot (front seat belt center) | 61140 | Bumper (body side door) | 265A28, |
| Boot (front seat shoulder strap) | 60234 | | 27267 |
| Boot (rear seat belt) | 612A10 | Bumper (body side door check) | 27232 |
| Box assy. (flareside or styleside) | 00000 | Bumper (body side door front latch) | 272A10 |
| Box assy. (instrument panel ash receptacle) | 04820 | Bumper (front seat support)—passenger folding | 62592 |
| Brace (body side front trim panel support) | 31489 | Bumper (instrument panel glove compt. door) | 06066 |
| Brace (body side panel front) | 28260 | Bumper (rear seat back) | 62430 |
| Brace (body side panel rear) | 27726 | Bumper (rear seat back latch) | 613B30 |
| Brace (brake pedal support) | 01524 | Bumper (spare wheel cover panel) | 40639 |
| Brace (cowl side) | 020K32-3 | Bumper (tailgate) | 439A00 |
| Brace (cowl top to quarter panel) | 02428-9 | Bumper (tailgate support retaining) | 44482 |
| Brace (floor to frame) | 11A270-1 | Bushing (front door latch rod) | 219A38 |
| Brace (instrument panel) | 04510 | Button (back door window latch) | 27192 |
| Brace (instrument panel to dash) | 044F48 | Button (body side door window latch) | 27192 |
| Brace (spare wheel bracket) | 47206, | Button (body side window latch) | 27192 |
| | 47210 | Button & guide assy. (back door outside handle) | 22454 |
| Brace assy. (roll bar) | 51876-7 | Button & guide assy. (front door outside handle) | 22454 |
| Bracket (body side arm rest support) | 31632-3 | C | |
| Bracket (body side door check on body) | 27218 | Cab (skeleton or complete) | 00000-1 |
| Bracket (body side door latch remote control) | 265A02 | Cable assy. (instrument panel glove compt. door check) | 060A08 |
| Bracket (body side door lower front) | 25020 | Cam (body side door hinge) | 268B16 |
| Bracket (body side door upper guide) | 25036 | Cap (roof trim panel retainer) | 52126 |
| Bracket (body side rear filler reinforcement) | 280C53 | Carrier kit (roof luggage) | 55100 |
| Bracket (body side slat mounting front) | 32232-3 | Catch (eng. cover) | 10444 |
| Bracket (body side slat mounting rear) | 32234-6 | Catch (instrument panel glove compt. door latch) | 06064 |
| Bracket (body side step actuating lever rod) | 20078 | Chain & bracket assy. (tailgate) | 44456 |
| Bracket (body side trim at wheelhouse) | 310A42 | Channel & retainer assy. (front door glass) | 21458 |
| Bracket (body side trim panel joint cover lower) | 310A51 | Check (body side door lower guide) | 25054 |
| Bracket (body side trim panel to floor) | 310A37-9 | Clip (arm rest) | 24146 |
| Bracket (body side window garnish moulding support) | 291B00-3 | Clip (back door latch retaining) | 264A36 |
| | | Clip (body side door latch retaining) | 264A36 |

INDEX

| PART NAME | GROUP NUMBER | PART NAME | GROUP NUMBER |
|--|--------------|--|-------------------|
| Notes: † Refer to group in Body Section 000 | | | |
| C — Cont'd | | D — Cont'd | |
| Clip (roof trim panel retainer) | 51026 | Door Assy. (tool storage compt.) | 46140 |
| Clip (tailgate latch release) | 431C56 | Duct (vent air outlet) | 01934 |
| Clip (visor pin) | 04132 | E | |
| Compartment (instrument panel glove) | 06010 | Escutcheon (back door inside handle) | 265A60 |
| Compartment (tool storage) | 46120 | Escutcheon (body side door inside handle) | 265A60 |
| Connection (rear stake rack) | † 8305 | Escutcheon (body side door outside handle) | 266A04 |
| Connection (stake) | † 8308-9 | Escutcheon (rear seat back latch handle) | 613B26 |
| Control Assy. (back door latch remote) | 26404 | Escutcheon (sliding door inside handle) | 22620 |
| Control Assy. (cowl vent) | 02122 | Extension (body side lock pillar lower) | 28234 |
| Control & link Assy. (door latch control) | 21818-9 | Extension (body side lock pillar upper) | 28232 |
| Cover (ash receptacle engine cover) | 048B58 | Extension (body side lower panel) | 279A92 |
| Cover (back inside side panel opening) | 404B62-3 | Extension (body side panel) | 28028 |
| Cover (body side door inner panel access hole cover) | 24766 | Extension (body side panel support) | 278B97, 279A87 |
| Cover (body side pickup box top rail support) | 32250 | Extension (body side panel support upper) | 280C45 |
| Cover (body side step actuating lever) | 20080 | Extension (body side rear hinge pillar outer) | 281A69 |
| Cover (body side rear window garnish moulding hole) | 30098 | Extension (body side window opening lower rear) | 277A31 |
| Cover (body side trim panel joint) | 20088 | Extension (floor pan side) | 11142-3 |
| Cover (body side window latch bracket retainer) | 305A10 | Extension (floor pan side intermediate) | 113A88-9 |
| Cover (door inside panel access) | 21130-1 | Extension (floor side member upper front) | 10285 |
| Cover (drivers seat shoulder strap retractor) | 610C23 | Extension (floor side rear) | 111A52-3 |
| Cover (front door window regulator handle screw) | 23362 | Extension (front body pillar lower rear) | 02568-9 |
| Cover (front floor pan body bolt access) | 113A18 | Extension (rear floor cross center member) | 101C04 |
| Cover (front seat back adjusting) | 619B18 | Extension (rear floor cross rear member) | 10844-5 |
| Cover (front seat back pivot side) | 61694-5 | Extension (front floor pan front) | 111A12 |
| Cover (front seat shoulder strap guide) | 60262 | Extension (rear floor pan side front) | 11323 |
| Cover (front seat shoulder strap opening) | 60230-1 | Extension (rear floor pan side rear) | 11252-3 |
| Cover (fuel filler pipe opening flange) | 28612 | Extension (rear floor side sill lower) | 114A32-3 |
| Cover (instrument panel heater control opening) | 04496 | Extension (rear floor side sill outer) | 106A78 |
| Cover (instrument panel radio opening) | 04371 | Extension (rear floor side sill upper) | 101A12-3 |
| Cover (instrument panel steering column opening) | 04459 | Extension (rocker panel front) | 10108-9 |
| Cover (pickup box cover side glass latch opening) | 297A54 | Extension (roof side inner front rail) | 51316 |
| Cover (radio speaker opening) | 04374 | Extension (roof side inner rear rail) | 513A34 |
| Cover (roof drip moulding joint) | 51762-3 | Extension (roof side rail rear inner) | 513A05 |
| Cover (roof luggage carrier retainer) | 550A68 | Extension (roof side rail rear outer) | 513A02-3 |
| Cover (roof trim panel access hole) | 52004 | Extension (windshield header inner panel) | 03488-9 |
| Cover (front seat track lower support) | 625D26 | Extension (windshield header outer panel) | 03452-3 |
| Cover (windshield defroster) | 044A98 | Extension Assy. (cowl side panel) | 022A44-5 |
| Cover (windshield outside moulding joint) | 03094 | Extension Assy. (seat belt) | 611C22 |
| Cup (front door inside handle) | 22634 | F | |
| Cushion (front body bolt spacer) | 00294 | Fastener (roof luggage carrier support) | 55180 |
| Cylinder & key set (front door & ignition lock) | 22050 | Filler (back door inner panel) | 46304 |
| D | | Filler (back door opening lower) | 41065 |
| Damper Assy. (rear vibrator) | 110A00 | Filler (back door opening upper) | 42955 |
| Deflector (cowl side water) | 021A24-5 | Filler (back window frame) | 422B40 |
| Deflector (front floor pan front heat) | 11398 | Filler (body side door inner) | 27257-9 |
| Deflector (front floor pan rear heat) | 112B32 | Filler (body side door track upper) | 268B50 |
| Deflector (rear floor heat center) | 112B22 | Filler (body side door opening corner rear) | 2A894 |
| Deflector (rear floor pan rear heat) | 112B28 | Filler (body side door upper) | 268B00 |
| Door (instrument panel glove compt.) | 06024 | Filler (body side panel front) | 279B97 |
| Door Assy. (back) | 40011 | Filler (body side panel rear) | 28034 |
| Door Assy. (body side) | 24622-3 | Filler (body side rear corner panel) | 280C20 |
| Door Assy. (front) | 20124-5 | Filler (body side rear door hinge pillar lower) | 268B02 |
| Door Assy. (fuel filler opening) | 405A26 | Filler (front body lower panel to floor pan extension) | 025A96-7 |
| Door Assy. (rear) | 24630-1 | | |

1973/79
TRUCK SERIES 100/500

ALPHABETICAL INDEX BODY PARTS

3

INDEX

| PART NAME | GROUP NUMBER | PART NAME | GROUP NUMBER |
|--|---------------------|---|--------------|
| Notes: † Refer to group in Body Section 000 | | | |
| F — Cont'd | | H — Cont'd | |
| Filler (front body pillar to inner panel) | 02392 | Handle (pickup box cover liftgate inside) | 43426 |
| Filler (front floor side inner sill) | 103A84 | Handle (pickup box cover side glass latch) | 297A56 |
| Filler (front floor side member front) | 101A88 | Handle assy. (body side door outside) | 26600 |
| Filler (rear floor) | 111A24-5 | Handle assy. (front door outside) | 22400-1 |
| Filler (rear floor side center) | 114A37 | Handle assy. (liftgate) | 43400 |
| Filler (rear floor side sill) | 114A34-5 | Handle assy. (tailgate) | 43400 |
| Filler (rear floor side sill front) | 114A31 | Hardware kit (front seat side arm rest) | 644D18 |
| Filler (rear floor to wheelhouse) | 11418-9 | Header (partition) | 643A52 |
| Filler (roof side inner rear rail) | 513A41 | Hinge (body side door window upper) | 262B00 |
| Frame (center partition lower) | 643A38 | Hinge (instrument panel glove compt. door) | 06050 |
| Frame (center partition side) | 643A24-5, 643A50 | Hinge (pickup box cover liftgate) | 42900 |
| Frame (front door vent window) | 21608-9 | Hinge (side rack) | † 6304-5 |
| Frame (rear seat) | 613A14 | Hinge (tailgate) | 43018 |
| Frame assy. (back door glass) | 262A74 | Hinge assy. (back door upper) | 26800-1 |
| Frame assy. (back window) | 42206 | Hinge assy. (body side door upper) | 26800-1 |
| Frame assy. (body side door glass) | 262A74 | Hinge assy. (front door lower) | 22810-1 |
| Frame assy. (body side glass) | 262A74 | Hinge assy. (front door upper) | 22800-1 |
| Front assy. (body) | 00120 | Hook (pickup box tie down) | 00064 |
| G | | Hook (roof rail coat) | 29024-5 |
| Gasket (vent air duct) | 01999 | Hook (spare wheel) | 47159 |
| Glass (back door window) | 25722, 42006 | Housing (body side door hinge spring) | 268B22 |
| Glass (body side door window) | 25722, 42006 | Housing (fuel filler pipe) | 27936 |
| Glass (body side window) | 25722, 42006 | Housing & lever (body side door hinge) | 268B42 |
| Glass (body side window rear) | 29726-7 | I | |
| Glass (front door vent window) | 21412-3 | Insert (body side step actuating lever rod bracket) | 20079 |
| Glass (front door window) | 21410-1 | Insulation (back door) | 23706 |
| Glass (pickup box cover side glass) | 297A36 | Insulation (body side center front) | 31187 |
| Glass (windshield) | 03100 | Insulation (body side center rear) | 310A28 |
| Glass & channel assy. (front door window) | 21400-1 | Insulation (body side door) | 23706 |
| Glide out step kit (body side) | 20092 | Insulation (body side rear) | 310A60-1 |
| Grille (instrument panel radio speaker) | 04405 | Insulator (body side rear corner panel) | 32202-3 |
| Grille (roof vent) | 02314 | Insulator (dash panel) | 01670-1 |
| Grommet (back door latch knob) | 21999 | Insulator (eng. cover side) | 10500-1 |
| Grommet (body side door latch knob) | 21999 | Insulator (eng. cover top) | 10296 |
| Grommet (front door latch knob) | 21999 | Insulator (engine housing side) | 102B00 |
| Guide (body side door lower) | 25024 | Insulator (eng. housing side sound) | 101B53 |
| Guide (front seat shoulder strap lower) | 60256 | Insulator (eng. housing top sound) | 101B54 |
| Guide (partition lower) | 643A14 | Insulator repair kit (rear body bolt) | 00165 |
| Guide (partition upper) | 643A18 | K | |
| Gusset (front side inner member steering gear housing) | 10577 | Key (door & ignition lock blank) | 22053 |
| H | | Key (front door cylinder lock) | 43562 |
| Handle (back door inside) | 22600-1 | Key (front door vent window latch handle) | 22920-1 |
| Handle (back door outside) | 22404-5 | Kit (bar roof roll) | 518K00 |
| Handle (body side door inside) | 26680 | Kit (roof sport rail) | 55100 |
| Handle (body side door window latch) | 27171 | Knob (back door latch control rod) | 21850 |
| Handle (front door inside) | 22600-1 | Knob (front door latch control rod) | 21850 |
| Handle (front door outside) | 22404-5 | Knob (front door window regulator handle) | 23352 |
| Handle (front door vent window) | 22916-7 | Knob (instrument panel ash receptacle) | 04830 |
| Handle (front door window regulator) | 23342 | Knob assy. (body side door latch control) | 264A56 |
| Handle (front seat back latch) | 62622 | L | |
| Handle (front seat track adjusting) | 61753 | Latch (back door lower) | 43288 |
| | | Latch (back door upper) | 43286 |
| | | Latch (front seat rear)—passenger folding | 62648 |
| | | Latch (instrument panel glove compt. door) | 06072 |

INDEX

| PART NAME | GROUP NUMBER | PART NAME | GROUP NUMBER |
|--|-------------------|---|--------------|
| Notes: † Refer to group in Body Section 000 | | | |
| L — Cont'd | | M — Cont'd | |
| Latch (quarter window) | 303A24 | Moulding (body side lower rear) | 29314-5 |
| Latch (rack connector) | 28740 | Moulding (body side outside lower) | 29038-9 |
| Latch (spare wheel well cover) | 45848 | Moulding (body side rear outside end) | 291A20-1 |
| Latch (tailgate on body) | 431B54 | Moulding (body side rear trim panel front) | 31216 |
| Latch assy. (back door) | 21812-3 | Moulding (body side rear trim panel rear) | 290B90 |
| Latch assy. (back door lower) | 264A32-3 | Moulding (body side upper rear) | 29140-1 |
| Latch assy. (back door upper) | 264A26 | Moulding (body side wheel opening) | 29164-5 |
| Latch assy. (back door window) | 27158 | Moulding (body side window garnish) | 29004-5 |
| Latch assy. (back window) | 40860 | Moulding (body side window outside front corner) | 29636 |
| Latch assy. (body side door lower) | 264A32-3 | Moulding (body side window outside upper) | 290A60 |
| Latch assy. (body side door upper) | 264A26 | Moulding (cowl panel side) | 02328 |
| Latch assy. (body side door window) | 27158 | Moulding (engine cover) | 101B98 |
| Latch assy. (body side window) | 27158 | Moulding (front door outside) | 20932-3 |
| Latch assy. (front door) | 21812-3 | Moulding (front door outside lower) | 20878-9 |
| Latch assy. (partition) | 643A22 | Moulding (front door outside rear edge) | 20940-1 |
| Latch assy. (pickup box cover liftgate) | 43102 | Moulding (front door window garnish) | 20904-5 |
| Latch assy. (rear seat back release) | 61382-3 | Moulding (instrument panel lower) | 04388 |
| Latch assy. (tool storage compt. door) | 46112 | Moulding (instrument panel upper) | 044C26 |
| Leg assy. (utility table) | 279B12 | Moulding (pickup box cover side panel window) | 290A66-7 |
| Letter (back door) | 40282 | Moulding (quarter panel tail lamp opening) | 279A66-7 |
| Letter (hood) | 40282 | Moulding (roof drip finish side) | 51726-9 |
| Lever (front door outside handle release) | 22384-5 | Moulding (roof drip rear) | 51704 |
| Lever (pickup box cover latch release) | 43119 | Moulding (roof drip side) | 51700-1 |
| Liftgate (pickup box cover) | 40010 | Moulding (roof trim front) | 517C08-9 |
| Link (back door latch) | 43136 | Moulding (roof trim panel side) | 51754 |
| Link (body side door latch remote control) | 26422 | Moulding (roof trim rear) | 517C04-5 |
| Link (cowl vent) | 02121 | Moulding (roof trim rear corner) | 517B94-5 |
| Link (front door latch remote control) | 21940-1 | Moulding (tailgate handle opening) | 404B50 |
| Link (tailgate latch release) | 431A78 | Moulding (tailgate outside) | 41018-9 |
| Loop (front seat belt retaining) | 61222 | Moulding (windshield outside belt) | 03148-9 |
| | | Moulding (windshield outside side) | 03136-7 |
| | | Moulding (windshield outside top) | 03144-5 |
| Member (floor pan corner center) | 10624 | Moulding assy. (body side rear corner panel) | 29028-9 |
| Member (floor pan corner rear) | 107A94 | Moulding assy. (body side window outside front) | 30606 |
| Member (floor side inner) | 10110-1 | Moulding assy. (body side window outside rear) | 290B52-3 |
| Member (front cross) | 10922 | Moulding assy. (body side window outside rear corner) | 29360-1 |
| Member (front floor cross front) | 10692-3, 10684 | Moulding assy. (front door trim center) | 20942-3 |
| Member (front floor inner) | 106A34 | Moulding kit (body side) | 21048 |
| Member (rear floor cross center) | 102A24 | | |
| Member (rear floor cross front) | 10786 | O | |
| Member (rear floor cross intermediate) | 10952 | Ornament (pickup box cover side) | 517A56 |
| Member (rear floor cross rear) | 10608 | | |
| Member (rear floor front cross) | 11644 | P | |
| Moulding (back belt) | 423A20-1 | Pad (back door outside handle large) | 22428-9 |
| Moulding (back door header rail garnish) | 42561 | Pad (back door outside handle small) | 22448-9 |
| Moulding (back door outside) | 25532 | Pad (body side door outside handle) | 26640 |
| Moulding (back door outside lower) | 425B28 | Pad (body side pickup box top rail center) | 32244 |
| Moulding (back door outside upper) | 425A04 | Pad (body side pickup box top rail end) | 32242 |
| Moulding (back panel side) | 423A16-7 | Pad (front door outside handle large) | 22428-9 |
| Moulding (back window outside top) | 42430-1 | Pad (front door outside handle small) | 22448-9 |
| Moulding (body side door header garnish) | 25453 | Pad (front seat back)-passenger folding | 64810 |
| Moulding (body side door outside) | 25532 | Pad (front seat cushion and back) | 632A22 |
| Moulding (body side front trim panel) | 31163 | Pad (pickup box cover liftgate handle) | 43539 |
| Moulding (body side door outside upper) | 25540 | Pad (pickup box tie down hook) | 00078 |
| Moulding (body side lower front) | 29076-7 | Pad (roof luggage carrier support) | 55156 |
| | | Pad (trans. cover weather) | 12130 |

1973/79
TRUCK SERIES 100/500

ALPHABETICAL INDEX BODY PARTS

5

INDEX

| PART NAME | GROUP NUMBER | PART NAME | GROUP NUMBER |
|--|--------------------|---|-----------------------|
| Notes: † Refer to group in Body Section 000 | | | |
| P — Cont'd | | P — Cont'd | |
| Pan (front floor) | 11135, 11140-1 | Panel assy. (quarter) | 27840-1 |
| Pan (rear floor) | 11215 | Panel assy. (rear seat back) | 60508 |
| Pan (rear floor rear) | 11360 | Panel assy. (rear seat cushion) | 60512 |
| Panel (back) | 40300 | Panel assy. (wheelhouse) | 02020-1 |
| Panel (body latch pillar inside finish) | 243A52 | Partition (center) | 643A26 |
| Panel (body side) | 278A96-7 | Panel (front seat back latch) | 60606 |
| Panel (body side inner) | 27864-5 | Pillar (back door hinge lower) | 429A06 |
| Panel (body side rear corner trim upper) | 31007 | Pillar (back door hinge upper) | 429A20 |
| Panel (body side step) | 200A10 | Pillar (body lock inner) | 281A06-7 |
| Panel (center body pillar outside finish) | 24416-7 | Pillar (body lock outer) | 281A08-9 |
| Panel (cowl side finish) | 022A38-9 | Pillar (body side door hinge) | 279A06 |
| Panel (cowl side inner) | 02038-9 | Pillar (body side door hinged quarter) | 279A08 |
| Panel (cowl side vent air) | 02300-1 | Pillar (body side rear) | 28252 |
| Panel (cowl top) | 02010 | Pillar (body side rear door hinge outer) | 282A14 |
| Panel (cowl top inner) | 02018 | Pillar (front body) | 02500-1 |
| Panel (cowl top outer) | 02012 | Pillar (front body lower) | 02702-3 |
| Panel (dash) | 01610-1 | Pillar (front body upper inner) | 02508-9 |
| Panel (eng. cover side) | 10312, 10420-1 | Pillar (front body upper outer) | 02516-7 |
| Panel (eng. cover top) | 102A14 | Pillar assy. (center body) | 24300-1 |
| Panel (eng. housing side) | 104A10-1 | Pillar assy. (quarter latch) | 28160-1 |
| Panel (front door outside) | 20200-1 | Pillar assy. (rear corner) | 278A68-9, 280A58-9 |
| Panel (front floor side sill) | 10578-9 | Pin (back door hinge) | 22840 |
| Panel (front floor side sill outer front) | 10586-7 | Pin (body side door check) | 272A18 |
| Panel (body side step) | 200A10 | Pin (body side door opening cover) | 278C74 |
| Panel (front pillar) | 02042-3 | Pin (body side step actuating lever rod) | 20094 |
| Panel (fuel filler housing) | 405A54 | Pin (front door hinge) | 22840 |
| Panel (inside front end) | 00189 | Pin (visor anchor) | 04114 |
| Panel (inside rear corner) | 31006 | Pin (window latch pivot) | 27191 |
| Panel (inside side front) | 31136-7 | Plate (back door latch bolt scuff) | 26462 |
| Panel (inside side rear) | 31112-3 | Plate (back door latch striker) | 22008, 26590 |
| Panel (instrument) | 04320 | Plate (back door scuff) | 42624 |
| Panel (instrument panel ash receptacle trim) | 04824 | Plate (back door wedge striker) | 25318 |
| Panel (instrument panel cluster opening finish) | 044D70 | Plate (back door window latch anchor) | 27182 |
| Panel (partition) | 64280-1 | Plate (body side door hinge cover) | 268A78 |
| Panel (pickup box front) | 00124 | Plate (body side door latch) | 26418 |
| Panel (rear door outer repair) | 24700-1 | Plate (body side door latch bolt scuff) | 26462 |
| Panel (rear floor rear sill inner) | 11323 | Plate (body side door latch striker) | 22008, 26590 |
| Panel (rear floor rear sill outer) | 10928 | Plate (body side door lower guide check) | 266A52 |
| Panel (rear floor side sill inner) | 10592-3 | Plate (body side door scuff) | 13228 |
| Panel (rear floor side sill outer) | 10514, 104A48-9 | Plate (body side door wedge striker) | 25318 |
| Panel (rear floor side sill inner front) | 10513 | Plate (body side door window latch anchor) | 27182 |
| Panel (rear wheelhouse) | 27886-7 | Plate (body side pickup box top rail support) | 32246 |
| Panel (roof) | 50202 | Plate (body side window latch anchor) | 27182 |
| Panel (spare wheel well cover) | 45805 | Plate (cowl side panel access hole cover) | 02448 |
| Panel (spare wheel well rear) | 47030 | Plate (cowl side vent mounting) | 022A26 |
| Panel (tailgate outside finish) | 425A34 | Plate (dash panel opening cover) | 017A42 |
| Panel (windshield header inner) | 03410 | Plate (door window regulator anchor) | 23220-1 |
| Panel assy. (back inner) | 40492 | Plate (eng. cover catch) | 101B18 |
| Panel assy. (body side rear corner) | 280A58-9 | Plate (eng. cover latch striker) | 101B10 |
| Panel assy. (front floor side sill) | 101B04-5 | Plate (floor pan hand brake opening cover) | 111B78 |
| Panel assy. (glove compartment finish) | 06036 | Plate (floor side member to floor) | 104A36-7 |

INDEX

| PART NAME | GROUP NUMBER | PART NAME | GROUP NUMBER |
|---|------------------|---|------------------------------|
| Notes: † Refer to group in Body Section 000 | | | |
| P — Cont'd | | R — Cont'd | |
| Plate (floor to frame brace access hole cover) | 111B80 | Regulator assy. (rear door window) | 27000-1 |
| Plate (floor trans. cover) | 12110 | Reinforcement (front floor pan rear) | 10946 |
| Plate (floor trans. cover access hole) | 12232 | Reinforcement (back door check on body) | 431A31 |
| Plate (front door arm rest finger tip) | 24142 | Reinforcement (back door hinge on body lower) | 268A14, 42949 |
| Plate (front door hinge) | 22852 | | 42943 |
| Plate (front door hinge bolt access hole cover) | 22826 | Reinforcement (back door hinge on body upper) | 41332 |
| Plate (front door inside panel cover) | 21122-3 | Reinforcement (back header inner) | 403B48 |
| Plate (front door latch striker) | 22008 | Reinforcement (back panel) | 40342-3 |
| Plate (front door latch striker tapping) | 22024 | Reinforcement (back panel lower corner) | 00012 |
| Plate (front door scuff) | 13208-9 | Reinforcement kit (body pick up box cover) | 272A12 |
| Plate (front door window regulator handle) | 23370 | Reinforcement (body side door check on body) | 28362-5 |
| Plate (front floor pan access hole cover) | 111A74-5 | Reinforcement (body side lock pillar) | 268A14 |
| Plate (front seat shoulder strap) | 602A12 | Reinforcement (body side door hinge on body lower) | 27947 |
| Plate (front seat shoulder strap anchor) | 60226 | Reinforcement (body side panel rear) | 279A25 |
| Plate (heater opening cover) | 01846 | Reinforcement (body side panel support) | 278A76-7 |
| Plate (instrument panel glove compt. door name) | 04460 | Reinforcement (body side rear filler) | 279C25 |
| Plate (pickup box cover liftgate handle mounting) | 404B32 | Reinforcement (body side window opening lower) | 279C23 |
| Plate (quarter panel outside name) | 25622, 402A16 | Reinforcement (body side window opening upper) | 27734-5 |
| Plate (rear floor side rear panel) | 101C08-9 | Reinforcement (camper tie down support arm) | 018A26-7 |
| Plate (rear seat back bumper) | 613A70 | Reinforcement (cowl side vent air panel) | 022A06 |
| Plate (rear seat mounting) | 113B34 | Reinforcement (cowl top panel inner panel) | 016A22 |
| Plate (roof panel name) | 50400 | Reinforcement (dash panel to front floor pan) | 268A15 |
| Plate assy. (seat mounting) | 113B34 | Reinforcement (door hinge on body lower) | 268B60 |
| Plate (spare wheel well cover hinge bracket) | 47186 | Reinforcement (door hinge on body upper) | 103A56 |
| Plate (spare wheel well cover latch bracket) | 47326 | Reinforcement (eng. cover panel) | 11348 |
| Plate (steering column opening cover) | 01698 | Reinforcement (floor pan No. 1 body bolt hole) | 10460 |
| Plate (window upper hinge anchor) | 262B02 | Reinforcement (floor side member inner front) | 101B02 |
| Plate assy. (body side pickup box top rail support) | 32254 | Reinforcement (floor side member inner rear) | 106A33 |
| Platform assy. | 00000 | Reinforcement (floor side sill) | 12118-9 |
| Plug (seat bolt retractor cover belt access) | 611B32 | Reinforcement (floor trans. cover) | 02694-5 |
| Prop (body side door window) | 257A24 | Reinforcement (front body upper inner pillar upper) | 02526-7 |
| Prop (pickup box cover liftgate) | 404A10 | Reinforcement (front door hinge) | 103A77 |
| | | Reinforcement (front floor inner member) | 11174 |
| | | Reinforcement (front seat floor pan)-passenger | 602A04-5 |
| | | Reinforcement (front seat shoulder strap guide) | 048A98 |
| | | Reinforcement (instrument panel ash receptacle) | 04551 |
| | | Reinforcement (instrument panel to dash) | 00071 |
| | | Reinforcement (pickup box cover hold down bolt) | 42942 |
| | | Reinforcement (pickup box cover liftgate hinge) | 404B36 |
| | | Reinforcement (pickup box cover liftgate outside panel) | 280C30-1 |
| | | Reinforcement (pickup box cover side panel rear) | 41058-9 |
| | | Reinforcement (rear corner pillar lower) | 107A02 |
| | | Reinforcement (rear floor center) | 106A00 |
| | | Reinforcement (rear floor center cross member) | 101C06 |
| | | Reinforcement (rear floor ctr. cross member) | 111A64 |
| | | Reinforcement (rear floor front) | 111B20, 112B76, 113B36 |
| | | Reinforcement (rear floor pan seat mounting) | 27970-1 |
| | | Reinforcement (rear lamp opening) | 60100 |
| | | Reinforcement (rear seat belt anchor) | 625A64 |
| | | Reinforcement (rear seat to floor support) | 50986 |
| | | Reinforcement (roof lamp mounting) | 55124 |
| | | Reinforcement (roof luggage carrier slat) | |

1973/79
TRUCK SERIES 100/500

INDEX

| PART NAME | GROUP NUMBER | PART NAME | GROUP NUMBER |
|--|--------------------|--|--|
| Notes: † Refer to group in Body Section 000 | | | |
| R — Cont'd | | R — Cont'd | |
| Reinforcement (roof panel center) | 50244, 50290-1 | Retainer (instrument panel ash receptacle) | 04826 |
| Reinforcement (roof panel front) | 50263, 502A74-5 | Retainer (instrument panel glove compt. door latch catch) | 06125 |
| Reinforcement (roof panel rear) | 50290-1 | Retainer (instrument panel heater control opening cover) | 045C48 |
| Reinforcement (roof side rail rear) | 513A06-7 | Retainer (outside moulding) | 20818, 20880, 290B32, 29316-8, 42413 |
| Reinforcement (spare wheel mounting) | 47086 | Retainer (outside moulding back belt moulding) | 40248 |
| Reinforcement (seat belt anchor) | 61240 | Retainer (pickup box cover liftgate latch actuating lever) | 431B02 |
| Reinforcement (seat belt anchor to floor pan) | 61216 | Retainer (pickup box cover side glass run) | 297A46-7 |
| Reinforcement (tool storage compt.) | 46184 | Retainer (pickup box cover side glass screen) | 297A42 |
| Reinforcement (vertical door track to corner pillar) | 280A58-9 | Retainer (pickup box cover side glass weatherstrip) | 298A12 |
| Reinforcement assy. (body side door hinge lower) | 268A26-8 | Retainer (pickup box load restrainer) | 322A22 |
| Reinforcement assy. (fuel filler pipe housing) | 405B64 | Retainer (quarter outside moulding) | 29144 |
| Remote control (back door latch) | 413A42 | Retainer (rear door glass run front) | 25796-7 |
| Retainer (back door lock cylinder) | 22023 | Retainer (rear seat arm rest) | 67280 |
| Retainer (back lower trim panel) | 40471 | Retainer (rear seat back ash receptacle) | 62868 |
| Retainer (back window center) | 42280 | Retainer (rear seat back latch) | 613A64 |
| Retainer (body bolt absorber lower) | 00157 | Retainer (rear seat cushion) | 600A84 |
| Retainer (body lock pillar inside) | 28104 | Retainer (rear seat cushion front support) | 607A94 |
| Retainer (body side door lower track bumper) | 25046 | Retainer (rear seat frame to floor) | 613A64 |
| Retainer (body side door outside handle) | 26454 | Retainer (roof headlining) | 46898 |
| Retainer (body side door rear latch actuating rod) | 265A99 | Retainer (roof heading front) | 50980 |
| Retainer (body side door upper track bumper) | 25052 | Retainer (roof headlining rear) | 50982 |
| Retainer (body side front door trim panel) | 27588-9 | Retainer (roof headlining side front) | 52136-7 |
| Retainer (body side front trim panel front) | 310A53 | Retainer (roof headlining side intermediate) | 50926 |
| Retainer (body side pickup box top rail support plate) | 32252 | Retainer (roof headlining side rear) | 52148-9 |
| Retainer (body side rear corner trim panel rear lower) | 312A16 | Retainer (roof rail rear trim) | 50984 |
| Retainer (body side rear corner trim panel rear upper) | 310A92 | Retainer (roof trim panel) | 51989, 52140 |
| Retainer (body side rear trim panel front) | 310A46 | Retainer (roof trim panel header strip) | 50966 |
| Retainer (body side rear trim panel lower) | 311A60 | Retainer (spare wheel hold down bracket) | 47062 |
| Retainer (body side slat) | 32256 | Retainer (tailgate outside finish rail) | 425A94 |
| Retainer (body side step actuating lever seal) | 20075 | Retainer (tailgate outside moulding) | 407A12 |
| Retainer (body side rear trim panel to floor) | 31374 | Retainer (vehicle identification container) | 00052 |
| Retainer (body side trim panel lower) | 310A35 | Retainer (windshield lower) | 03556 |
| Retainer (body side trim panel joint cover upper) | 310A49 | Retainer (windshield weatherstrip) | 03106 |
| Retainer (body side window garnish mldg.) | 29320 | Retainer (windshield weatherstrip lower) | 03294 |
| Retainer (body side window latch anchor plate) | 30384 | Retainer assy. (body side trim panel) | 31200-1 |
| Retainer (coat hook) | 29232 | Retainer assy. (roll bar lower) | 518A96 |
| Retainer (door weatherstrip) | 247A30-1 | Retainer assy. (roof trim panel) | 31200-1 |
| Retainer (eng. housing side insulator) | 101B56-7 | Retainer assy. (utility table) | 280A38 |
| Retainer (eng. housing top insulator) | 101B68 | Retainer assy. (windshield outside top moulding) | 03166 |
| Retainer (floor carpet center) | 13100 | Retainer & bracket (front door vent window division bar glass run) | 223A24-5 |
| Retainer (floor mat) | 13132-3 | Rod (back door inside) | 431A46 |
| Retainer (front door glass run latch side) | 222A00-1 | Rod (back door latch lower) | 43298 |
| Retainer (front door latch rod) | 21952-4 | Rod (back door latch upper) | 43296 |
| Retainer (front door lock cylinder) | 22023 | Rod (back door latch push button) | 21852-3 |
| Retainer (front door outside handle button) | 22459 | Rod (body side door latch control to cylinder) | 22134-5 |
| Retainer (front door outside moulding) | 21094 | Rod (body side door latch push button) | 26460 |
| Retainer (front door trim panel upper) | 23762-3 | Rod (body side door rear latch actuating) | 264A64 |
| Retainer (front door vent window weatherstrip) | 21408-9 | | |
| Retainer (front door weatherstrip) | 20586 | | |
| Retainer (front seat adjusting handle) | 618B58 | | |
| Retainer (front seat belt buckle) | 61114 | | |
| Retainer (front seat shoulder strap) | 60236 | | |
| Retainer (front seat track adjusting lever handle) | 62060 | | |

INDEX

| PART NAME | GROUP NUMBER | PART NAME | GROUP NUMBER |
|--|---------------------|--|-----------------|
| Notes: † Refer to group in Body Section 000 | | | |
| R — Cont'd | | S — Cont'd | |
| Rod (body side door stop) | 25044 | Sill (floor cross no. 4) | 10736 |
| Rod (camper tie down) | 277A18 | Sill (floor cross no. 5) | 10976 |
| Rod (front door latch actuating) | 22152 | Sill (front floor cross) | 10610 |
| Rod (front door latch control to cylinder) | 22134-5 | Sill (rear floor cross) | 10608 |
| Rod (front door latch push button) | 21852-3 | Slat (roof luggage carrier) | 55150 |
| Rod (front seat support)—passenger folding | 625A42 | Sleeve (body side door outside handle shaft) | 266A30 |
| Rod (front seat track tie) | 61726 | Sleeve (visor anchor pin) | 04115 |
| Rod (pickup box cover liftgate latch actuating) | 404A38-9 | Slide (rear seat cushion latch rod) | 60562 |
| Rod (rear seat cushion latch) | 60576 | Spacer (back window frame) | 420A52 |
| Rod Assy. (body side step actuating lever) | 20076 | Spacer (back window glass) | 420A22 |
| Roller (body side door hinge) | 268B40 | Spacer (body bolt) | 00130-1 |
| Roller (body side door lower guide) | 25000-1 | Spacer (body side door window latch handle) | 25728 |
| Roller (body side door upper guide) | 25028 | Spacer (body side door window striker plate) | 25322 |
| Roller (front door window regulator arm) | 23240 | Spacer (frame side member) | 10249 |
| Roll bar Assy. | 51868 | Spacer (front door inside handle) | 22608 |
| Run (back window glass lower) | 422A20-1, 422A36 | Spacer (front seat back pivot arm) | 60394 |
| Run (front door glass) | 21546, 21550 | Spacer (front seat shoulder strap anchor plate) | 60228 |
| Run (front door glass upper) | 21536 | Spacer (front side member steering gear housing) | 10046, 10097 |
| Run (pickup box cover side glass) | 297A44 | Spacer (rear floor rear sill panel) | 113B32 |
| | | Spacer (windshield) | 03836 |
| | | Spacer and Retainer (back window glass) | 420A64 |
| Screen (partition) | 64345 | Spring (back door latch striker shield) | 219A90 |
| Screen (pickup box cover side glass) | 297A40-1 | Spring (body side door hinge) | 268B18 |
| Seal (back window) | 420A28 | Spring (body side door outside handle) | 26646 |
| Seal (back window side) | 422A68 | Spring (body side step actuating lever rod retaining) | 20082 |
| Seal (body side panel opening) | 277A40 | Spring (front door latch release lever) | 219A74 |
| Seal (body side step actuating lever) | 20074 | Spring (front door latch striker shield) | 219A90 |
| Seal (eng. cover) | 10320 | Spring (front door latch toggle) | 21872-3 |
| Seal (floor trans. cover plate) | 12122-3 | Spring (front door outside handle button & guide) | 22462 |
| Seal (front door latch remote control) | 219A59 | Spring (front door vent window locking handle) | 22986 |
| Seal (fuel filler pipe housing) | 28630 | Spring (front door vent window pivot) | 22926 |
| Seal (pickup box cover to body front) | 00074 | Spring (front door window handle) | 22624 |
| Seal (pickup box cover to body side) | 00068-9 | Spring (front seat back latch) | 61097 |
| Seal (vent air duct) | 01988 | Spring (front seat track latch) | 61883 |
| Shaft (body side door window latch handle) | 266A44 | Spring (fuel filler door hinge) | 405A24 |
| Shaft (front seat support link)—passenger folding | 625A44 | Spring (instrument panel glove compt. door) | 06069 |
| Shelf Assy. (utility) | 13504 | Spring (pickup box cover liftgate latch release lever) | 43196 |
| Shield (back door latch) | 219A88 | Spring (pickup box cover side glass latch) | 297A66 |
| Shield (back window wire) | 424B04 | Spring (rear seat back floor panel counterbalance) | 605A76 |
| Shield (body side door center track) | 25030 | Spring (rear seat back helper) | 66777 |
| Shield (body side door latch) | 219A88 | Spring (rear seat cushion latch rod) | 60590 |
| Shield (front door latch) | 219A88 | Stabilizer (back door) | 440A46 |
| Shield (front door latch remote control opening) | 20334 | Stabilizer (body side door hinge) | 268B19 |
| Shield (front floor pan heat) | 11442 | Stake Assy. (rack) | 28732 |
| Shield (front seat belt retractor) | 611C40 | Stem (front seat back latch) | 62744 |
| Shield (fuel filler housing) | 278C40 | Step (body side front) | 20040 |
| Shield (rear wheel splash) | 28730 | Step kit glide-out (body side) | 20092 |
| Shield Assy. (front door check opening) | 22894 | Stop (body side door) | 25040 |
| Shim (back door latch striker plate) | 265A06 | Stop (center partition) | 643A36 |
| Shim (body mount) | 00145 | Stop (front door vent window pivot) | 22992 |
| Shim (body side door latch striker plate) | 265A06 | Stop (front seat shoulder strap adjusting) | 60286 |
| Shim (body side door window latch) | 27003 | Stop (front seat track) | 61738 |
| Shim (center partition wedge) | 643A46 | Stop (pickup box cover side glass) | 297A38 |
| Shim (pickup box cover liftgate hinge) | 404B48 | Stop (spare wheel bracket) | 47292 |
| Shroud (front door inside handle) | 224A14 | Storage compartment (in-cab) | 46100 |
| Sill (floor cross intermediate) | 10617 | Strap (front door check) | 23504 |
| Sill (floor cross no. 2) | 10665 | Strap Assy. (utility table mounting) | 27922 |

1973/79
TRUCK SERIES 100/500

ALPHABETICAL INDEX BODY PARTS

9

INDEX

| PART NAME | GROUP NUMBER | PART NAME | GROUP NUMBER |
|--|--------------|---|--------------|
| Notes: † Refer to group in Body Section 000 | | | |
| S — Cont'd | | S — Cont'd | |
| Strainer (partition) | 643A40-2 | Support assy. (front seat) | 60094 |
| Striker (back door latch) | 43118 | | 62506 |
| Striker (body side door latch front) | 265A04 | Support assy. (front seat back)—passenger folding | 64842-3 |
| Striker (body side door latch rear) | 264A10 | Support assy. (front seat to floor)—passenger | 62507 |
| Striker (center partition wedge) | 643A44 | Support assy. (rear seat cushion) | 607A92 |
| Striker (partition latch) | 643A28 | Support assy. (roof trim panel) | 52164 |
| Striker (front seat rear latch)—passenger | 62638 | | |
| Striker (pickup box cover liftgate latch) | 404A42 | T | |
| Striker (rear seat back latch) | 62440 | Table assy. (utility) | 279B04 |
| Striker (tool storage compt. door latch) | 46106 | Tailgate assy. | 40700 |
| Strip (floor skid) | † 5145 | Track (body side door center) | 25004 |
| Strip (roof headlining retainer) | 50956 | Track (body side door lower) | 25016 |
| Stripe kit (body side) | 20000 | Track (body side door upper) | 25006 |
| Support (back door upper track) | 25008 | Track (partition lower) | 643A16 |
| Support (body side arm rest) | 31608-9 | Track (partition upper) | 643A10 |
| Support (body side door upper track front) | 25008 | Track assy. (front seat) | 61704-5 |
| Support (body side panel) | 279A22-4 | Tray (utility) | 13530 |
| Support (body side panel rear) | 27953 | Tube (rear seat arm rest support) | 67114 |
| Support (body side panel extension) | 280C62 | | |
| Support (body side rear trim panel lower) | 31188 | U | |
| Support (body side pickup box top rail) | 32224 | "U" bolt (floor pan to frame front & rear) | 12620 |
| Support (body side pickup box top rail end) | 32240-1 | | |
| Support (body side rear corner trim panel) | 311A48-9 | V | |
| Support (body side rear trim panel) | 31396-7 | Vent (cowl side) | 02104-5 |
| Support (body side trim panel) | 31493 | Vent (cowl top) | 018A18 |
| Support (body side trim panel center) | 31447 | Vent (pickup box cover roof) | 50020 |
| Support (body side window garnish moulding) | 29186-9 | Vent kit (roof) | 019A98 |
| Support (brake pedal outer) | 01500-8 | | |
| Support (camper tie down arm) | 27736 | W | |
| Support (clutch pedal) | 01538 | Washer (front door vent window pivot friction) | 22963 |
| Support (floor) | 111L18-9 | Weatherstrip (back door) | 25324-5, |
| Support (front floor inner member) | 103A79 | Weatherstrip (back door fixed window glass) | 43722 |
| Support (front seat back) | 62526 | Weatherstrip (back door upper) | 41954 |
| Support (front seat back pivot) | 617C04 | Weatherstrip (back door window frame inner) | 42264 |
| Support (front seat cushion)—passenger folding | 62580-1 | Weatherstrip (back door window frame outer) | 262A78 |
| Support (front seat shoulder strap) | 60242 | Weatherstrip (back door window opening) | 262A76 |
| Support (front seat shoulder strap retractor) | 60292-3 | Weatherstrip (back window) | 262A80 |
| Support (front seat to floor) | 62526-7 | Weatherstrip (back door window glass) | 42052 |
| Support (front seat to track driver) | 61738 | Weatherstrip (body side door) | 25324-5 |
| Support (fuel tank filler pipe housing) | 28636 | Weatherstrip (body side door window frame inner) | 262A78 |
| Support (instrument panel to cowl vent front) | 04536 | Weatherstrip (body side door window frame outer) | 262A76 |
| Support (roof luggage carrier) | 55140-1 | Weatherstrip (body side door window opening) | 262A80 |
| Support (partition inner) | 643A32 | Weatherstrip (body side door window rear) | 25388 |
| Support (partition latch striker) | 643A34 | Weatherstrip (body side fixed window glass) | 41954 |
| Support (partition lower track) | 643A20 | Weatherstrip (body side step) | 200A00 |
| Support (partition outer) | 643A30 | Weatherstrip (body side window frame inner) | 262A78 |
| Support (partition upper track) | 643A12 | Weatherstrip (body side window frame outer) | 262A76 |
| Support (rear seat cushion back pivot) | 61320-1 | Weatherstrip (body side window opening) | 262A80 |
| Support (roof trim panel) | 52101-12 | Weatherstrip (body side window rear) | 305A28 |
| Support (roof trim panel front) | 52184, | Weatherstrip (cab attaching) | 001A94 |
| | 52189 | Weatherstrip (cowl vent) | 02330 |
| Support (roof trim panel rear) | 52184 | Weatherstrip (front door glass at belt) | 21452-3, |
| Support (utility table) | 279C96 | Weatherstrip (front door opening) | 21456-7 |
| Support (tailgate) | 44400 | Weatherstrip (front door vent window) | 20530 |
| Support (tool storage compt.) | 46178 | Weatherstrip (pickup box cover front glass) | 21448-9 |
| | | Weatherstrip (pickup box cover liftgate lower) | 03288 |
| | | Weatherstrip (pickup box cover liftgate upper) | 40407 |
| | | Weatherstrip (pickup box cover side glass) | 404A06 |
| | | Weatherstrip (pickup box cover liftgate door) | 298A10 |
| | | Weatherstrip (tool storage compt. door) | 46102 |

OCTOBER, 1979

COPYRIGHT © 1979—

FORD MOTOR
COMPANY

—DEARBORN, MICHIGAN

NEW ISSUE

1973/79
TRUCK SERIES 100/500
CABS and PICKUP BOXES
for
F100/500

BODY
SECTION 000

1

F100/500

Cabs and pickup boxes are available through service and must be ordered in accordance with instructions shown. Refer to part numbers listed below.

MODEL APPLICATION

F100/350 service pickup boxes are interchangeable with 1973, 1974, 1975, 1976, 1977, 1978 and 1979 chassis frames. F100/500 service cabs are interchangeable with 1973, 1974, 1975, 1976, 1977, 1978 and 1979 chassis frames except for units with an in-cab fuel tank. Refer to page 3 for additional parts when installing pickup boxes.

PICKUP BOXES

Available in White only.
Refer to Page 4 Body Section 000 for additional parts when installing pickup boxes.

THE FOLLOWING PICKUP BOX ASSEMBLIES ARE AVAILABLE FOR F SERIES PAST MODEL SERVICE (1973/79)

| YEAR | MODEL/RESTRICTIONS | PART NUMBER | DESCRIPTION | QTY. |
|-------|--------------------|----------------|-------------|------|
| 73/79 | F100/350 (99) | D9TZ 9900000-A | 6 3/4' box | 1 |
| | | D9TZ 9900000-B | 8' box | 1 |

INCLUDE -

DO NOT INCLUDE -

| | |
|----------|----------------------|
| Tailgate | Tail lamps |
| | Mouldings (exterior) |
| | |
| | |

SKELETON CABS

Available in White only

THE FOLLOWING SKELETON CABS ARE AVAILABLE FOR F SERIES PAST MODEL SERVICE (1973/79)

| YEAR | MODEL/RESTRICTIONS | PART NUMBER | DESCRIPTION | QTY. |
|-------|---|-----------------|-------------|------|
| 73/79 | F100/250 (Reg. Cab)--2/W/D with 4/M/T | †D9TZ 1000001-A | | 1 |
| 73/79 | F100/150 (Reg. Cab)--4/W/D with 4/M/T | | | 1 |
| 77/79 | F250 (Reg. Cab)--4/W/D- "From Ser. Y40,001" | | | 1 |
| | | | | |
| | | | | |
| 73/79 | F500 (Reg. Cab)--4/M/T | †D9TZ 5000001-A | | 1 |

INCLUDE -

DO NOT INCLUDE -

| | |
|-------|----------|
| Doors | Glass |
| | Hardware |
| | Trim |
| | Paint |

† With M/T or 3/M/T Refer to Group 12110

April, 1980

COPYRIGHT © 1980

FORD MOTOR COMPANY

— DEARBORN, MICHIGAN

Change No. 1

**1973/79
TRUCK SERIES 100/500**

**BODY
SECTION 000**

Skeleton Cabs - cont'd.



When installing service Regular Cabs on 1973/76 chassis frames the following additional parts are required.

| PART NAME | MODEL RESTRICTIONS | PART NUMBER | DESCRIPTION | QTY |
|-----------------------------------|--------------------|-----------------|-------------|-----|
| Panel (back trim lower) | | D6TZ 1040374-† | | 1 |
| Cover (front seat shoulder strap) | | D7TZ 1060230-▲ | R.H. | 1 |
| | | D7TZ 1060231-▲ | L.H. | 1 |
| Belt (front seat complete) | | D6TZ 10611A72-▲ | R.H. | 1 |
| | | D7TZ 10611A73-▲ | L.H. | 1 |
| | | D6TZ 10611B60-▲ | Center | 1 |
| | | | | |
| | | | | |
| | | | | |
| | | | | |



When installing service Super Cabs on 1974/76 chassis frames the following additional parts are required.

| | | | | |
|------------------------------------|------------------------|-----------------|---------------|---|
| Pad (body rear corner panel inner) | | D6TZ 13278D06-† | R.H. | 1 |
| | | D6TZ 13278D07-† | L.H. | 1 |
| Panel (body rear corner trim) | | D6TZ 13278D12-† | R.H. | 1 |
| | | D6TZ 13278D13-† | L.H. | 1 |
| Panel (back lower trim) | | D6TZ 1340374-† | | 1 |
| Cover (front seat shoulder strap) | | D6TZ 1360230-▲ | R.H. | 1 |
| | | D6TZ 1360231-▲ | L.H. | 1 |
| Belt (front seat complete) | Incl. shoulder harness | D6TZ 10611A72-▲ | R.H. | 1 |
| | | D6TZ 10611A73-▲ | L.H. | 1 |
| | | D6TZ 13611B60-▲ | Center | 1 |
| Belt (rear seat complete) | Forward facing seat | D6TZ 13613B84-▲ | R.H. and L.H. | 2 |
| | | D6TZ 13611B66-▲ | Center | 1 |
| | Side facing seat | D6TZ 13613B84-▲ | | 2 |
| | | | | |
| | | | | |
| | | | | |
| | | | | |
| | | | | |
| | | | | |
| | | | | |
| | | | | |
| | | | | |
| | | | | |
| | | | | |
| | | | | |
| | | | | |
| | | | | |

† For color and complete part number refer to group in the Soft Trim Section

▲ For color and complete part number refer to group in Body Section 600

**1973/79
TRUCK SERIES 100/500**
Pickup Boxes

When installing service Styleside Pickup Boxes on 1973/76 Chassis frames the following additional parts are required.

| PART NAME | MODEL/RESTRICTIONS | PART NUMBER | DESCRIPTION | QTY. |
|---|---------------------------------|-------------------|-------------------------|------|
| 6 3/4' BOX | | | | |
| Cap (fuel) | With ev/em | D7AZ 9030-A | Non-locking | AR |
| | With ev/em | D6AZ 9030-B | Locking | AR |
| | Without ev/em | D7TZ 9030-H | Non-locking | AR |
| | Without ev/em | D7TZ 9030-D | Locking | AR |
| Pipe assy. (fuel tank filler) | With ev/em and unleaded fuel | D7TZ 9034-AE | Use w/midship tank | 1 |
| | With ev/em and leaded fuel | D7TZ 9034-AD | Use w/midship tank | 1 |
| | Without ev/em and w/leaded fuel | D7TZ 9034-AF | Use w/midship tank | 1 |
| | With ev/em and leaded fuel | D7TZ 9034-V | Use w/aft axle tank | 1 |
| | With ev/em and unleaded fuel | D7TZ 9034-R | Use w/aft axle tank | 1 |
| | Without ev/em and w/leaded fuel | D7TZ 9034-AA | Use w/aft axle tank | 1 |
| Housing assy. (fuel tank filler pipe) | | D7TZ 9927936-B | | AR |
| Shim (fuel filler opening door hinge) | | ★D1AB 65405A20-AA | Improvise | AR |
| Spring (fuel filler opening door hinge) | | C8AZ 62405A24-A | | AR |
| Door assy. (fuel filler opening) | | D4SZ 65405A26-A | | AR |
| Screw and washer | | ★57356-S39 | Oval hd.-No.8-32 x 1/2" | AR |
| Bumper | | ★378437-S | | AR |
| | | 379366-S(CC-43-A) | | AR |
| 8' BOX--W/MIDSHIP TANK | | | | |
| Cap (fuel) | With ev/em | D7AZ 9030-A | Non-locking | 2 |
| | With ev/em | D6AZ 9030-B | Locking | 2 |
| | Without ev/em | D7TZ 9030-H | Non-locking | 2 |
| | Without ev/em | D7TZ 9030-D | Locking | 2 |
| Pipe assy. (fuel tank filler) | With ev/em and unleaded fuel | D7TZ 9034-Z | Exc. Super Camper | 1 |
| | With ev/em and unleaded fuel | D7TZ 9034-A | Super Camper | 1 |
| | With ev/em and leaded fuel | D7TZ 9034-T | | 1 |
| | Without ev/em and w/leaded fuel | D7TZ 9034-Y | | 1 |
| Housing assy. (fuel tank filler pipe) | | D7TZ 9927936-B | | 2 |
| Shim (fuel filler opening door hinge) | | ★D1AB 65405A20-AA | Improvise | AR |
| Spring (fuel filler opening door hinge) | | C8AZ 62405A24-A | | 2 |
| Door assy. (fuel filler opening) | | D4SZ 65405A26-A | | 2 |
| Screw and washer | | ★57356-S39 | Oval hd.-No.8-32 x 1/2" | 6 |
| Bumper | | ★378437-S | | 4 |
| | | 379366-S(CC-43-A) | | 2 |
| 8' BOX--W/AFT AXLE TANK | | | | |
| Cap (fuel) | With ev/em | D7AZ 9030-A | Non-locking | 1 |
| | With ev/em | D6AZ 9030-B | Locking | 1 |
| | Without ev/em | D7TZ 9030-H | Non-locking | 1 |
| | Without ev/em | D7TZ 9030-D | Locking | 1 |
| Pipe assy. (fuel tank filler) | With ev/em and unleaded fuel | D7TZ 9034-R | Exc. Super Camper | 1 |
| | With ev/em and unleaded fuel | D7TZ 9034-AU | Super Camper | 1 |
| | With ev/em and leaded fuel | D7TZ 9034-V | Exc. Super Camper | 1 |
| | With ev/em and leaded fuel | D7TZ 9034-AC | Super Camper | 1 |
| | Without ev/em and w/leaded fuel | D7TZ 9034-AA | Exc. Super Camper | 1 |
| | Without ev/em and w/leaded fuel | D7TZ 9034-AB | Super Camper | 1 |
| Housing assy (fuel tank filler pipe) | | D7TZ 9927936-B | | 1 |
| Shim (fuel filler opening door hinge) | | ★D1AB 65405A20-AA | Improvise | AR |
| Spring (fuel filler opening door hinge) | | C8AZ 62405A24-A | | 1 |
| Door assy. (fuel filler opening) | | D4SZ 65405A26-A | | 1 |
| Screw and washer | | ★57356-S39 | Oval hd.-No.8-32 1/2" | 3 |
| Bumper | | ★378437-S | | 2 |
| | | 379366-S(CC-43-A) | | 1 |
| The following parts are required to cover unnecessary fuel filler openings | | | | |
| Gasket (fuel tank filler to body side) | | D7TZ 9076-A | | 1 |
| Cover assy. (fuel tank filler opening) | | D7TZ 99405A26-A | | 1 |
| Clip | | ★387518-S2 | | 2 |

**1973/79
TRUCK SERIES 100/500**

BODY SECTION 000 5

| YEAR | MODEL/RESTRICTIONS | PART NUMBER | DESCRIPTION | QTY. |
|--|--|---------------------|---|------|
| 5145 STRIP (FLOOR SKID) | | | | |
| 73/ | F100/250(83) | BB 185145 | | 6 |
| 73/ | F350(80) | | | 9 |
| 6304-5 HINGE (SIDE RACK) | | | | |
| 73/ | F350(86) | (RH) AA 186304-B | (LH) AA 186305-B | AR |
| 8305 CONNECTION (REAR STAKE RACK) | | | | |
| 73/ | F350(86) | AA 188305 | Used on rear and side racks | AR |
| | | 23468-S7 | (B-5)-bolt-carriage-5/16"-18 x 1 1/2" | 6 |
| | | 34806-S7 | (X-64)-lockwasher-spring-5/16" | 6 |
| | | 34130-S2 | (M-149)-nut-square-5/16"-18 | 6 |
| 8308-9 CONNECTION (STAKE) | | | | |
| 73/ | F350(86) | (RH) AA 188308 | (LH) AA 188309 | 4 |
| | | 23468-S7-8 | (B-5)-bolt-carriage-5/16"-18 x 1 1/2" | AR |
| | | 34806-S7 | (X-64)-lockwasher-spring-5/16" | AR |
| | | 34130-S8 | (M-149)-nut-square-5/16"-18 | AR |
| 00005 PICKUP BOX KIT | | | | |
| 73/77 | F250 -- 4/W/D "Before Ser. Y40,001" | D7TZ 9900005-A | | 1 |
| 00012 REINFORCEMENT KIT (PICK UP BOX COVER) | | | | |
| 78/ | F100/350 | D8TZ 9900012-A | Mandatory usage required when installing pick up box cover | 1 |
| 00014 DECAL (WARNING INSTRUCTION) | | | | |
| 78/ | F100/350 | D8TZ 9900014-A | "NOT FOR FUEL FILL" | 1 |
| 00052 RETAINER (VEHICLE IDENTIFICATION CONTAINER) | | | | |
| 73/76 | F100/250 -- built in A/C (dealer installed) | D0DZ 6200052-A | | 1 |
| 00064 HOOK (PICKUP BOX TIE DOWN) | | | | |
| 73/ | F100/350(99) | D3TZ 9900064-A | | 8 |
| | | 376903-S40 | (MM-120-BF)-nut-rivet-1/4"-20 x 1/2" | 16 |
| | | 373363-S | (BB-604)-screw-oval head-1/4"-20 x 1 1/8" | 16 |
| 00068-9 SEAL (PICKUP BOX COVER TO BODY SIDE) | | | | |
| 73/ | F100/350(99) | (RH) D3TZ 9900068-A | (LH) D3TZ 9900069-A | 1 |
| 00070 BOLT (PICKUP BOX COVER HOLD DOWN) | | | | |
| 73/ | F100/350(99) | D3TZ 9900070-B | 3/8"-16 | 4 |
| 73/79 | F350(Crew Cab) | | | 1 |
| 00071 REINFORCEMENT (PICKUP BOX COVER HOLD DOWN BOLT) | | | | |
| 73/ | F100/350(99) | D3TZ 9900071-A | | 4 |
| 00074 SEAL (PICKUP BOX COVER TO BODY FRONT) | | | | |
| 73/ | F100/350(99) | D3TZ 9900074-A | | 1 |
| 00078 PAD (PICKUP BOX TIE DOWN HOOK) | | | | |
| 73/ | F100/350(99) | D3TZ 9900078-A | | 8 |
| 73/79 | F350(Crew Cab) | | | 1 |
| 00120 FRONT ASSY. (BODY) | | | | |
| 73 | F350(84) "Before Ser. R60,001" | D3TZ 3500120-A | | 1 |
| 73 | F350(84) "From Ser. R60,001" | D3TZ 3500120-B | | 1 |
| 74 | F350(84) | D4TZ 3500120-A | | 1 |
| 75 | F350(84) | D5TZ 3500120-A | | 1 |
| 76/ | F350(84) | D6TZ 3500120-A | | 1 |
| 73 | B-F500(84) "Before Ser. R60,001" | D3TZ 5000120-A | | 1 |
| 73/74 | B-F500(84) "From Ser. R60,001" | D3TZ 5000120-B | | 1 |
| 75/77 | B-F500(84) | D6TZ 5000120-A | | 1 |
| 00124 PANEL (PICKUP FRONT) | | | | |
| 73/76 | F100/250(83) "Before Ser. A50,001" | B3TZ 8300124-A | | 1 |
| 76/ | F100/250(83) "From Ser. A50,001" | D5TZ 8300124-A | | 1 |
| 73/ | F100/250(99) -- exc. 140 W/B | D5TZ 9900124-A | | 1 |
| 75/ | F350(Crew Cab) | | | 1 |
| 73/ | F350 -- 140" W/B | D5TZ 9900124-B | | 1 |

APRIL, 1980

COPYRIGHT © 1980--

FORD MOTOR

—DEARBORN, MICHIGAN

COMPANY

CHANGE 1

1973/79
TRUCK SERIES 100/500

| YEAR | MODEL/RESTRICTIONS | PART NUMBER | DESCRIPTION | QTY. |
|--|-------------------------------------|----------------------|---|--------------|
| 00130-1 SPACER (BODY BOLT) —Also refer to Body Bolt Chart at the end of this section | | | | |
| 73/ | F100/350(83) | (RH) D3TZ 8300131-A | (LH) D3TZ 8300131-B | 1 |
| 73/77 | F500(81) | C7TZ 8100130-A | R.H. and L.H. | 2 |
| 00134 Refer to Body Bolt Chart at the end of this section | | | | |
| 00145 SHIM (BODY MOUNT) —Also refer to Body Bolt Chart at the end of this section | | | | |
| 73/74 | F100/350 | C9AZ 6200145-A | | AR |
| 73/77 | F500(81) | C9TZ 8100145-A | | 1 |
| 00154-5 ABSORBER (BODY BOLT) —Also refer to Body Bolt Chart at the end of this section | | | | |
| 75/ | E100/350(exc. Cutaway Cab) | D5UZ 1000154-A | 1 23/64" I.D. x 3 13/64 O.D. x 1 1/4" thick—upper | AR |
| 75/ | E350(Cutaway Cab) | D5UZ 1000154-B | 1 3/8" I.D. x 3 13/64 O.D. x 1 1/4" thick—upper | 2 |
| 75/ | E250(School Bus) | D5UZ 1000154-C | 1 1/8" I.D. x 3" O.D. x 13/64" thick—upper | 1 |
| | | D5UZ 1000155-B | 1 1/8" I.D. x 3" O.D. x 13/64" thick—lower | 1 |
| 78/ | E250/350(Super Van) | D8UZ 1000154-A | 7/8" I.D. x 3 1/4" O.D. x 1 1/4" thick—upper | 1 |
| 75/ | E100/350 | D5UZ 1000155-A | 7/8" I.D. x 2 5/16" O.D. x 1 3/8" thick—lower | AR |
| 73/ | F100/350 | D3TZ 1000155-B | 31/32" I.D. x 2 9/32" O.D. x 7/8" thick—lower | 2 |
| | | D3TZ 1000155-A | 15/16" I.D. x 2 5/8" O.D. x 1 3/8" thick—lower | 2 |
| 73/78 | F100/350 "Before Ser. AG0,001" | C7TZ 8100155-A | 15/16" I.D. x 2 5/8" O.D. x 1 5/16" thick—lower | 2 |
| 78/ | F100/350 "From Ser. AG0,001" | D8TZ 1000155-A | 7/8" I.D. x 2 5/8" O.D. x 1 5/16" thick—lower | 2 |
| 00157 RETAINER (BODY BOLT ABSORBER LOWER) —Also refer to Body Bolt Chart at the end of this section | | | | |
| 75/ | E100/350 | D5UZ 1000157-A | 2 1/4" O.D. | AR |
| | | D5UZ 1000157-B | 2 13/32" O.D. | 2 |
| 73/74 | F100/350 "Before Ser. U40,001" | C9TZ 8100157-A | | 2 |
| 74/ | F100/350 "From Ser. U40,001" | D4TZ 1000157-B | | 2 |
| 73/ | F100/350 | D4TZ 1000157-A | Radiator support | 4 |
| 00163 RETAINER (BODY BOLT ABSORBER UPPER) —Also refer to Body Bolt Chart at the end of this section | | | | |
| 75/ | E100/350 | D5UZ 1000163-A | | AR |
| 00165 INSULATOR REPAIR KIT (REAR BODY BOLT) | | | | |
| 73/77 | F500(81) | C7TZ 8100165-A | | 1 |
| Consists of | | | | |
| | 4-C8TA 8100228-A | Cushion | 2-C8TA 8100226-A | Spacer |
| | 2-C1TB 8100282-A | Retainer | 2-C1TB 8100222-A | Retainer |
| | 2-356472-S2 | Washer—flat | 2-34979-S4 | Nut—hex. hd. |
| | 2-45568-S2 | Bolt 4" | 2-45608-S2 | Bolt 5" |
| 002A16 PLATE (BODY MOUNTING) | | | | |
| 75/ | E100/350 | D5UZ 10002A16-A | | 2 |
| 00294 CUSHION (FRONT BODY BOLT SPACER) —Also refer to Body Bolt Chart at the end of this section | | | | |
| 73/74 | B-F500(84) "Before Ser. T00,001" | C7TZ 8100294-A | 3/4" I.D. x 2 1/4" O.D. x 1" thick | 4 |
| 74/77 | B-F500(84) "From Ser. T00,001" | D4TZ 5000294-A | 5/8" I.D. x 2 1/2" O.D. x 1" thick | 4 |
| 00396 ABSORBER RETAINER ASSY. (BODY BOLT) —Also refer to Body Bolt Chart at the end of this section | | | | |
| 73/ | F100/350 | D3TZ 1000396-B | 2 1/2" high—# FRONT | 2 |
| 73/ | F100/350 | D8TZ 1000396-A | 1 3/4" high—# REAR | 2 |
| 73/ | F100/350 | D3TZ 1000396-C | 2 5/32" high—# FESM | 2 |
| 014A08-9 VALVE (VENT AIR) | | | | |
| 75/ | E100/350 | (RH) D5UZ 11014A08-A | (LH) D5UZ 11014A08-B | 1 |
| 01500-8 SUPPORT (BRAKE PEDAL OUTER) | | | | |
| 73/77 | B500 | D5TZ 8101508-A | | 1 |
| 73/74 | E100/300 | C8UZ 8901500-A | | 1 |
| 75/76 | E100/350 | D5UZ 1001508-A | | 1 |
| 77/78 | E100/350 -- with M/T | | | 1 |
| | "Before Ser. BG0,001" | | | |
| 77/78 | E100/350 -- with A/T | D7UZ 1001508-B | | 1 |
| | "Before Ser. BG0,001" | | | |
| 78/79 | E100/350 -- with M/T | D8UZ 1001508-A | | 1 |
| | "From Ser. BG0,001 to Ser. DJ0,001" | | | |
| 79 | E100/350 -- with M/T | D9UZ 1001508-A | | 1 |
| | "From Ser. DJ0,001" | | | |
| 78/79 | E100/350 -- with A/T | D8UZ 1001508-B | | 1 |
| | "From Ser. BG0,001 to Ser. DJ0,001" | | | |

1973/79
TRUCK SERIES 100/500

BODY SECTION 000 7

| YEAR | MODEL/RESTRICTIONS | PART NUMBER | DESCRIPTION | QTY. |
|---|---|---------------------|--|------|
| 01500-8 SUPPORT (BRAKE PEDAL OUTER) — Cont'd | | | | |
| 79 | E100/350 -- with A/T "From Ser. DJ0,001" | D9UZ 1001508-B | | 1 |
| 73/74 | F100/350 "Before Ser. T00,001" | D3TZ 1001508-A | | 1 |
| 74/78 | F100/350 -- with A/T "From Ser. T00,001 to AJ0,001" | D7TZ 1001508-A | | 1 |
| 73/79 | F100/350 -- with M/T "Before Ser. DJ0,001" | D8TZ 1001508-A | | 1 |
| 78/79 | F100/350 -- with A/T "From Ser. AJ0,001 to Ser. DJ0,001" | D8TZ 1001508-B | | 1 |
| 79 | F100/350 -- with M/T "From Ser. DJ0,001" | D9TZ 1001508-A | | 1 |
| 79 | F100/350 -- with A/T "From Ser. DJ0,001" | D9TZ 1001508-B | | 1 |
| 73/77 | F500 | C8TZ 8101500-A | | 1 |
| 73/77 | P350/400 | C8TZ 8801508-A | | 1 |
| 73/ | E100/300 | ★385482-S2 | Screw and washer-hex. head-3/8"-16 x 1 9/16" | 6 |
| 73/ | F100/350 | | | 4 |
| 01524 BRACE (BRAKE PEDAL SUPPORT) | | | | |
| 75/77 | E100/350 | D5UZ 1101524-A | | 1 |
| 78/ | E100/350 | D8UZ 1101524-A | | 1 |
| 73/ | F100/350 | D3TZ 1001524-A | | 1 |
| 73/77 | F500 | C7TZ 8101524-B | | 1 |
| 73/ | F100/350 | 57140-S2 | (B-340-H)-screw and washer-5/16"-18 x 1" | 2 |
| | | ★57477-S2 | Screw and washer-hex. head-3/8"-16 x 3/4" | 2 |
| | | 376838-S2 | (MM-296-AF)-nut and washer-hex.-5/16"-18 | 2 |
| | | ★376785-S2 | Nut and washer-hex.-3/8"-16 | 2 |
| 73/77 | F500 | 57140-S2 | (B-340-H)-screw and washer-5/16"-18 x 1" | 2 |
| | | 379930-S2 | (MM-173-M)-nut-5/16"-18 | |
| | | 356403-S8 | (XX-126)-washer-flat-3/8" | 2 |
| 01538 SUPPORT (CLUTCH PEDAL) | | | | |
| 73/76 | P350/400 | C7TZ 8801538-A | | 1 |
| | | ★58633-S2 | Bolt-hex. head-3/8"-16 x 3/4" | 2 |
| | | 34807-S8 | (X-66)-lockwasher-3/8" | 2 |
| 01610-1 PANEL (DASH) | | | | |
| 73 | B-F500 | C7TZ 8101610-J | | 1 |
| 74 | B-F500 | D4TZ 5001610-A | | 1 |
| 74 | F250/350(Crew Cab) | | | 1 |
| 75 | B-F500 | D5TZ 5001610-A | | 1 |
| 76/77 | B-F500 | D6TZ 5001610-A | | 1 |
| 73/74 | E100/300 "Before Ser. S80,001" | (RH) C8UZ 8901610-A | (LH) D2UZ 8201611-A | 1 |
| 74 | E100/300 "From Ser. S80,001" | (RH) D4UZ 1101610-A | (LH) D2UZ 8201611-A | 1 |
| 75/77 | E100/350 -- w/o integral A/C | (RH) D5UZ 1101610-A | (LH) D5UZ 1101611-A | 1 |
| 78/ | E100/350 -- w/o integral A/C | (RH) D5UZ 1101610-A | (LH) D8UZ 1101611-A | 1 |
| 75/ | E100/350 -- integral A/C | (RH) D5UZ 1101610-B | (LH) D5UZ 1101611-A | 1 |
| 73 | F100/350 -- w/o integral A/C | D3TZ 1001610-A | | 1 |
| 74 | F100/350(81) -- w/o integral A/C | D4TZ 1001610-A | | 1 |
| 75 | F100/350 -- w/o integral A/C | D5TZ 1001610-A | | 1 |
| 73 | F100/350(81) -- integral A/C | D3TZ 1001610-B | | 1 |
| 74 | F100/350(81) -- integral A/C | D4TZ 1001610-B | | 1 |
| 75 | F100/350 -- integral A/C-less gauges | D5TZ 1001610-B | | 1 |
| 76/77 | F100/350 -- w/o integral A/C | D7TZ 1001610-A | | 1 |
| 76 | F100/350 -- integral A/C-less gauges | D6TZ 1001610-B | | 1 |
| 77 | F100/350 -- integral A/C | D7TZ 1001610-B | | 1 |
| 78/ | F100/350 -- integral A/C | D8TZ 1001610-A | | 1 |
| 78/ | F100/350 -- w/o integral A/C | D8TZ 1001610-B | | 1 |
| 01612 PANEL (DASH CENTER) | | | | |
| 75/ | E100/350 | D5UZ 1101612-A | | 1 |
| 016A22 REINFORCEMENT (DASH PANEL TO FRONT FLOOR PAN) | | | | |
| 73/77 | B-F500 -- w/dash mounted vacuum brake booster | C8TZ 81016A22-A | | 1 |

OCTOBER, 1979

COPYRIGHT © 1979—

FORD MOTOR
COMPANY

—DEARBORN, MICHIGAN

NEW ISSUE

1973/79
TRUCK SERIES 100/500

| YEAR | MODEL/RESTRICTIONS | PART NUMBER | DESCRIPTION | QTY. |
|--|---|----------------------|---|------|
| 01670-1 INSULATOR (DASH PANEL) | | | | |
| 73/77 | B-F500 | D6TZ 5001670-A | | 1 |
| 73/74 | E100/300 | D1UZ 1101671-A | | 1 |
| 75/77 | E100/350 -- w/o integral A/C | (RH) D5UZ 1101670-A | (LH) D5UZ 1101671-A | 1 |
| 78/ | E100/350 -- w/o integral A/C | (RH) D5UZ 1101670-A | (LH) D8UZ 1101671-A | 1 |
| 75/ | E100/350 -- integral A/C | (RH) D5UZ 1101670-B | (LH) D5UZ 1101671-A | 1 |
| 73/74 | F100/350 -- w/o integral A/C | D3TZ 1001670-B | | 1 |
| 75 | F100/350 -- w/o integral A/C | D5TZ 1001670-A | | 1 |
| 76/77 | F100/350 -- w/o integral A/C | D7TZ 1001670-A | | 1 |
| 77 | F100/350 -- integral A/C | D7TZ 1001670-B | | 1 |
| 78/ | F100/350 | D9TZ 1001670-A | | 1 |
| 73/74 | F100/350(81) -- integral A/C | D3TZ 1001670-A | | 1 |
| 75 | F100/350 -- integral A/C-- less gauges | D5TZ 1001670-B | | 1 |
| 76 | F100/350 -- integral A/C | D6TZ 1001670-B | | 1 |
| 73/74 | B-F100/500 | 377347-S2 | (HH-8-H)-fastener | 3or7 |
| 01676 BRACKET (DASH PANEL CENTER) | | | | |
| 75/ | E100/350 | D5UZ 1101676-A | | 1 |
| 01691 RETAINER (DASH PANEL FRONT ABSORBER) | | | | |
| 75/ | E100/350 | D5UZ 1101691-A | | 1 |
| 75/ | F100/350 | C8ZZ 6501691-A | | 5 |
| 01698 PLATE (STEERING COLUMN OPENING COVER) | | | | |
| 73/74 | F100/350 -- P/S | C9TZ 8101698-A | | 1 |
| 017A42 PLATE (DASH PANEL OPENING COVER) | | | | |
| 73/77 | F500 -- single hydraulic brakes | C8TZ 81017A42-A | | 1 |
| | | 57140-S2 | (B-340-H)-screw and washer-5/16"-18 x 1" | 2 |
| | | 376838-S2 | (MM-296-AF)-nut and washer-5/16"-18 | 2 |
| 018A18 VENT (COWL TOP) | | | | |
| 73/77 | B-F350/500(84) | C1TB 84018A18-A | | 1 |
| 78/ | F350(84) | | | 1 |
| | | 350002-S | (BB-529)-screw and washer-No. 10-24 x 7/16" | 4 |
| 018A26-7 REINFORCEMENT (COWL SIDE VENT AIR PANEL) | | | | |
| 73/77 | B-F500 | (RH) D3TZ 50018A26-A | (LH) D3TZ 50018A27-A | 1 |
| 01846 PLATE (HEATER OPENING COVER) | | | | |
| 73/74 | E100/300(89) -- w/o heater | C8UZ 8901846-A | | 1 |
| 75/ | E100/350 -- w/o heater | D5UZ 1101846-A | | 1 |
| 73/ | E100/350 | 55997-S45X | (U-381-D)-screw-pan head-No. 8-18 x 1/2" | 6 |
| 01934 DUCT (VENT AIR OUTLET) | | | | |
| 73/74 | E100/300 | C8UZ 8901934-A | L.H. | 1 |
| | | 40927-S8 | (U-262)-screw-hex. washer head-1/4"-20 x 1/2" | 6 |
| 01988 SEAL (VENT AIR DUCT) | | | | |
| 73/74 | E100/300 | C8UZ 8901988-A | | 1 |
| 019A98 VENT KIT (ROOF) | | | | |
| 73/ | E100/350 | D5UZ 89019A98-A | Power | 1 |
| 01999 GASKET (VENT AIR DUCT) | | | | |
| 75/ | E100/350 | D5UZ 1101999-A | | 1 |
| 73/77 | F500(81) | C7TZ 8101999-A | | 1 |
| 02010 PANEL (COWL TOP) | | | | |
| 73/74 | E100/300 | D2UZ 1102010-A | | 1 |
| 73/ | F100/350(81) | D8TZ 1002010-A | | 1 |
| 73/75 | F500(81) | D3TZ 5002010-A | | 1 |
| 76/77 | F500(81) | D7TZ 5002010-A | | 1 |
| 02012 PANEL (COWL TOP OUTER) | | | | |
| 75/77 | E100/350 "Before Ser. Y80,001" | D5UZ 1102012-A | | 1 |
| 77/78 | E100/350 "From Ser. Y80,001 to Ser. BE0,001" | D7UZ 1102012-A | | 1 |
| 78/ | E100/350 "From Ser. BE0,001" | D8UZ 1102012-A | | 1 |
| 73/77 | B-F350/500(84) | D3TZ 3502012-A | | 1 |
| 78/ | F350(84) | | | 1 |

**1973/79
TRUCK SERIES 100/500**

BODY SECTION 000 9

| YEAR | MODEL/RESTRICTIONS | PART NUMBER | DESCRIPTION | QTY. |
|---|---|----------------------|------------------------------------|------|
| 02018 PANEL ASSY. (COWL TOP INNER) | | | | |
| 75/ | E100/350 | D5UZ 1102018-A | | 1 |
| 73/76 | F100/350(81) -- w/o integral A/C | D7TZ 1002018-A | | 1 |
| 73/76 | F100/350(81) -- integral A/C | D3TZ 1002018-B | | 1 |
| 77/ | F100/350(81) | D7TZ 1002018-A | | 1 |
| 73/76 | F500(81) | D3TZ 5002018-A | | 1 |
| 77 | F500(81) | D7TZ 5002018-A | | 1 |
| 02020-1 PANEL ASSY. (WHEELHOUSE) | | | | |
| 73/74 | E100/300 | (RH) C8UZ 8902020-A | (LH) C8UZ 8902021-A | 1 |
| | | 377678-S | (PP-3-E)-plug button-1 1/2" | 1 |
| 020K32-3 BRACE (COWL SIDE) | | | | |
| 75/ | E250/350 (Cutaway Cab) | (RH) D5UZ 27020K32-A | (LH) D5UZ 27020K33-A | 1 |
| 02038-9 PANEL (COWL SIDE INNER) | | | | |
| 75/77 | E100/350 -- integral A/C "Before Ser. 020,001" | (RH) D5UZ 1102038-A | (LH) D5UZ 1102039-B | 1 |
| 77/78 | E100/350 -- w/integral A/C "From Ser. 020,001 to AJ0,001" | (RH) D7UZ 1102038-A | (LH) D8UZ 1102039-B | 1 |
| 75/79 | E100/350 -- w/o integral A/C "Before Ser. DJ0,001" | (RH) D7UZ 1102038-A | (LH) D8UZ 1102039-A | 1 |
| 79 | E100/350 -- w/o integral A/C "From Ser. DJ0,001" | (RH) D7UZ 1102038-A | (LH) D9UZ 1102039-A | 1 |
| 78/79 | E100/350 -- w/integral A/C "From Ser. AJ0,001 to Ser. DJ0,001" | (RH) D7UZ 1102038-A | (LH) D8UZ 1102039-B | 1 |
| 79 | E100/350 -- w/integral A/C "From Ser. DJ0,001" | (RH) D7UZ 1102038-A | (LH) D9UZ 1102039-B | 1 |
| 73/76 | F100/350(81) | (RH) D7TZ 1002038-A | (LH) D3TZ 1002039-A | 1 |
| 77 | F100/350(81) | (RH) D7TZ 1002038-A | (LH) D7TZ 1002039-A | 1 |
| 78/ | F100/350(81) | (RH) D7TZ 1002038-A | (LH) D8TZ 1002039-A | 1 |
| 73/76 | F500(81) | (RH) D3TZ 5002038-A | (LH) D3TZ 5002039-A | 1 |
| 77 | F500 | (RH) D7TZ 5002038-A | (LH) D7TZ 5002039-A | 1 |
| 02042-3 PANEL ASSY. (FRONT PILLAR) | | | | |
| 73/74 | E100/300 | (RH) C8UZ 8902042-A | (LH) C8UZ 8902043-A | 1 |
| 02044-5 PANEL (COWL SIDE OUTER) | | | | |
| 75/ | E100/350 | (RH) D7UZ 1102044-A | (LH) D7UZ 1102045-A | 1 |
| 02104-5 VENT (COWL SIDE) - Also refer to group 18B259 in Chassis Section | | | | |
| 73/74 | E100/300 | | Refer to Group 01934 | |
| 75/ | E100/350 | D5UZ 1102105-A | L.H.-incl. seal | 1 |
| 73/77 | F100/500 | D2TZ 1002105-A | L.H. | 1 |
| 78/ | F100/350 | | | 1 |
| 73/77 | F500(81) -- w/o heater | C5TZ 8102104-A | R.H. | 1 |
| 02109 COVER (COWL VENT AIR OPENING) | | | | |
| 73/ | F100/350(81) -- integral A/C | D4TZ 1002109-A | | 1 |
| 02121 LINK (COWL VENT) | | | | |
| 73/77 | B-F350/500(84) | C7TZ 8402121-A | | 1 |
| 78/ | F350(84) | | | 1 |
| | | ★353523-S2 | Screw-shoulder hd.-1/4"-20 x 7/16" | 2 |
| | | ★34975-S2 | Nut-lock-1/4"-20 | 2 |
| | | 356600-S | (XX-361)-washer-spring-5/16" | 2 |
| 02122 CONTROL ASSY. (COWL VENT) | | | | |
| 73/77 | B-F350/500(84) | C7TZ 8402122-A | | 1 |
| 78/ | F350(84) | | | 1 |
| | | ★57471-S2 | Screw and washer-1/4"-20 x 5/8" | 2 |
| 021A24-5 DEFLECTOR (COWL SIDE WATER) | | | | |
| 76/ | E100/350 | (RH) D6UZ 11021A24-A | (LH) D6UZ 11021A25-A | 1 |
| 022A06 REINFORCEMENT (COWL TOP INNER PANEL) | | | | |
| 73/74 | E100/300 "Before Ser. T60,001" | C8UZ 89022A06-A | | 1 |
| 74 | E100/300 "From Ser. T60,001" | D4UZ 11022A06-A | | 1 |
| 022A26 PLATE (COWL SIDE VENT MOUNTING) | | | | |
| 73/77 | F500(81) -- w/o heater | C7TZ 81022A26-A | | 1 |
| | | 55914-S2 | (U-254-F)-screw-1/4"-14 x 3/4" | 4 |

OCTOBER, 1979

COPYRIGHT © 1979-

FORD MOTOR

-DEARBORN, MICHIGAN

COMPANY

NEW ISSUE

1973/79
TRUCK SERIES 100/500

| YEAR | MODEL/RESTRICTIONS | PART NUMBER | DESCRIPTION | QTY. |
|--|--------------------|---|----------------|------|
| 022A38-9 Refer to Exterior Moulding Section at the end of this catalog | | | | |
| 022A44-5 EXTENSION ASSY. (COWL SIDE PANEL) | | | | |
| 73/74 | E100/300 | (RH) D0UZ 11022A44-A (LH) D0UZ 11022A45-A | | 1 |
| 022A68 PANEL (COWL TOP VENT) | | | | |
| 75/ | E100/350 | D8UZ 11022A68-A | | 1 |
| 02294-5 BRACKET (COWL TOP PANEL TO FRONT FENDER APRON) | | | | |
| 73/ | F100/350 | (RH) D3TZ 1002294-A (LH) D3TZ 1002295-A | | 1 |
| 02300-1 PANEL (COWL SIDE VENT AIR) | | | | |
| 73 | F100/500 | "Before Ser. R40,001" (RH) D3TZ 1002300-A (LH) D3TZ 1002301-C | | 1 |
| 73/77 | F100/500 | "From Ser. R40,001" (RH) D3TZ 1002300-C (LH) D3TZ 1002301-C | | 1 |
| 78/ | F100/350 | | | 1 |
| 02328 Refer to Exterior Moulding Section at the end of this catalog | | | | |
| 02330 WEATHERSTRIP (COWL VENT) | | | | |
| 73/77 | B-F350/500(84) | C1TB 8402330-A | | 1 |
| 78/ | F350(84) | | | 1 |
| 02392 FILLER (FRONT BODY PILLAR TO INNER PANEL) | | | | |
| 73/74 | E300 | D1UZ 3102392-A | | 2 |
| 02428-9 BRACE (COWL TOP TO QUARTER PANEL) | | | | |
| 78/ | F100/350 | (RH) D8TZ 1002428-A (LH) D8TZ 1002429-A | | 1 |
| 02448 PLATE (COWL SIDE PANEL ACCESS HOLE COVER) | | | | |
| 73/77 | B-F350/500(84) | C7TZ 8402448-A | | 2 |
| 78/ | F350(84) | | | 2 |
| 73/74 | E100/300 | C8UZ 8902448-A | Paint to match | 2 |
| 02500-1 PILLAR (FRONT BODY) | | | | |
| 73/74 | E100/300 | (RH) D1UZ 1102500-A (LH) D1UZ 1102501-A | | 1 |
| 73/ | F100/350 | (RH) D8TZ 1002500-A (LH) D8TZ 1002501-A | | 1 |
| 02508-9 PILLAR (FRONT BODY UPPER INNER) | | | | |
| 73/74 | E100/300 | (RH) D1UZ 1102508-A (LH) D1UZ 1102509-A | | 1 |
| 75/ | E100/350 | (RH) D5UZ 1102508-A (LH) D5UZ 1102509-A | | 1 |
| 73/77 | F100/500 | (RH) D3TZ 1002508-A (LH) D3TZ 1002509-A | | 1 |
| 78/ | F100/350 | | | 1 |
| 02516-7 PILLAR (FRONT BODY UPPER OUTER) | | | | |
| 73/74 | E100/300 | (RH) C8UZ 8902516-A (LH) C8UZ 8902517-A | | 1 |
| 75/ | E100/350 | (RH) D5UZ 1102516-A (LH) D5UZ 1102517-A | | 1 |
| 02518-9 EXTENSION (FRONT BODY UPPER INNER PILLAR) | | | | |
| 75/ | E100/350 | (RH) D5UZ 1102518-A (LH) D5UZ 1102519-A | | 1 |
| 02526-7 REINFORCEMENT (FRONT DOOR HINGE) | | | | |
| 75/ | E100/350 | (RH) D5UZ 1102526-A (LH) D5UZ 1102527-A | Lower-on body | 1 |
| 75/ | E100/350 | (RH) D5UZ 1102526-B (LH) D5UZ 1102527-B | Upper-on body | 1 |
| 02568-9 EXTENSION (FRONT BODY PILLAR LOWER REAR) | | | | |
| 75/76 | E100/350 | "Before Ser. C75,001" D5UZ 1102568-A | R.H. and L.H. | 2 |
| 76/ | E100/350 | "From Ser. C75,001" (RH) D6UZ 1102568-A (LH) D6UZ 1102569-A | | 1 |
| 73/77 | F100/500(81) | (RH) D3TZ 1002568-A (LH) D3TZ 1002569-A | | 1 |
| 78/ | F100/350(81) | | | 1 |
| 025A96-7 FILLER (FRONT BODY LOWER PANEL TO FLOOR PAN EXTENSION) | | | | |
| 73/77 | B-F100/500(84) | (RH) C7TZ 84025A96-A (LH) C7TZ 84025A97-A | | 1 |
| 78/ | F100/350(84) | | | 1 |

1973/79
TRUCK SERIES 100/500

BODY SECTION 000 11

| YEAR | MODEL/RESTRICTIONS | PART NUMBER | DESCRIPTION | QTY. |
|--|-----------------------|---|-------------|------|
| 026A20-1 Moulding (Front Body Pillar Drip) | | | | |
| 75/ | E100/350 | (RH) D5UZ 11026A20-A (LH) D5UZ 11026A21-A | | 1 |
| 02694-5 Reinforcement (Front Body Upper Inner Pillar Upper) | | | | |
| 77/ | E100/350(Cutaway Cab) | (RH) D7UZ 2502694-A (LH) D7UZ 2502695-A | | 1 |
| 02702-3 Pillar (Front Body Lower) | | | | |
| 75/ | E100/350 | (RH) D5UZ 1102702-A (LH) D5UZ 1102703-A | | 1 |
| 02824-5 Seal (Cowl Top Panel to Hood) | | | | |
| 75/ | E100/350 | D5UZ 1102824-C | Center | 1 |
| 75/76 | E100/350 | (RH) D5UZ 1102824-A (LH) D5UZ 1102825-A | | 1 |
| 03094 Refer to Exterior Moulding Section at the end of this catalog | | | | |

| YEAR | MODEL/RESTRICTIONS | PART NUMBER | | NAGS NO. | DESCRIPTION | QTY. |
|---------------------------------|---|----------------|----------------|----------|------------------------------|------|
| | | CLEAR | TINTED | | | |
| 03100 GLASS (WINDSHIELD) | | | | | | |
| 73/74 | E100/300 | D0UZ 8903100-A | D0UZ 8903100-B | W745 | Incl. mirror bracket | 1 |
| 73/74 | E100/300 | C8UZ 8903100-A | C8UZ 8903100-B | W707 | Less mirror bracket | 1 |
| 75/ | E100/350 | D5UZ 1103100-A | D5UZ 1103100-B | W837 | Less mirror bracket | 1 |
| | | D5UZ 1103100-C | D5UZ 1103100-D | W836 | Incl. mirror bracket | 1 |
| 73 | F100/500 "Before Ser. R20,001" | C7TZ 8103100-A | C7TZ 8103100-B | W687 | Less mirror bracket | 1 |
| 73/77 | F100/500 "From Ser. R20,001" | D3TZ 1003100-A | D3TZ 1003100-B | W819 | Less mirror bracket | 1 |
| 78/ | F100/350(exc. Chassis Cab) | | | | | 1 |
| 73 | F100/350 "Before Ser. R20,001" | D0TZ 8103100-A | D0TZ 8103100-B | W729 | Incl. mirror bracket | 1 |
| 73/ | F100/350(exc. Chassis Cab) "From Ser. R20,001" | D3TZ 1003100-C | D3TZ 1003100-D | W820 | Incl. mirror bracket | 1 |
| | | | | | | |
| 78 | F100/350(Chassis Cab) | | D8TZ 1003100-A | W897 | Incl. glass and weatherstrip | 1 |

| YEAR | MODEL/RESTRICTIONS | PART NUMBER | DESCRIPTION | QTY. |
|--|--|------------------|--------------------------|------|
| 03106 Retainer (Windshield Weatherstrip) | | | | |
| 78/ | F100/350 | D8TZ 1003106-A | | 1 |
| 03110 WEATHERSTRIP (WINDSHIELD) | | | | |
| 73/74 | E100/300 -- w/o windshield mouldings | C8UZ 8903110-A | | 1 |
| 73/74 | E100/300 -- w/windshield mouldings | C8UZ 8903110-B | | 1 |
| 73/77 | F100/500 -- w/o windshield mouldings | D3TZ 1003110-F | | 1 |
| 78/ | F100/350 -- w/o windshield mouldings | | | 1 |
| 73 | F100/500 -- w/windshield mouldings | ★ D3TZ 1003110-D | r/b D3TZ 1003110-E(2/79) | 1 |
| 74/76 | F100/500 -- w/windshield mouldings | D3TZ 1003110-E | Black | 1 |
| | | D6TZ 1003110-A | Tan | 1 |
| 77 | F100/500 -- w/windshield mouldings | D7TZ 1003110-B | Black | 1 |
| 78/ | F100/350(exc. Chassis Cab) -- w/windshield mouldings | | | 1 |
| 77 | F100/350(exc. Chassis Cab) -- w/windshield mouldings | D7TZ 1003110-A | Tan | 1 |
| 78/ | F100/350(Chassis Cab) | | Serviced in assy. 03100 | |
| 03136-7 Refer to Exterior Moulding Section at the end of this catalog | | | | |

| | | | | |
|--|-----------------------|---|--|---|
| 03144-5 Moulding (Windshield Outside Top) | | | | |
| 73/74 | E100/300(82C,89B,D,F) | (RH) C8UZ 8203144-A (LH) C8UZ 8203145-A | | 1 |
| 73/74 | E300(Cutaway Cab) | | | 1 |
| 75/ | E100/350 | (RH) D5UZ 1103144-A (LH) D5UZ 1103145-A | | 1 |
| 03144-9 Refer to Exterior Moulding Section at the end of this catalog | | | | |

| | | | | |
|---|------------------------------------|----------------|--|----|
| 03166 Retainer Assy. (Windshield Outside Top Moulding) | | | | |
| 78/ | E100/350 | D8VY 6003166-A | | AR |
| 03262 Retainer (Windshield Side) | | | | |
| 79 | F100/350(Chassis Cab) | D9TZ 1003262-A | | 2 |
| 03288 WEATHERSTRIP (PICKUP BOX COVER FRONT GLASS) | | | | |
| 73/74 | F100/350(99) | D3TZ 9903288-A | | 1 |
| 77/78 | F100/350(99) "Before Ser. BA0,001" | | | 1 |
| 75/76 | F100/350(99) | D5TZ 9903288-A | | 1 |
| 78/ | F100/350(99) "From Ser. BA0,001" | D8TZ 9903288-A | | 1 |

APRIL, 1980

COPYRIGHT © 1980—

FORD MOTOR

—DEARBORN, MICHIGAN

COMPANY

CHANGE 1

1973/79
TRUCK SERIES 100/500

| YEAR | MODEL/RESTRICTIONS | PART NUMBER | DESCRIPTION | QTY. |
|--|---|---------------------|--|------------------|
| 03294 RETAINER (WINDSHIELD WEATHERSTRIP LOWER) | | | | |
| 78/ | F100/350 -- w/pick-up box cover | D8TZ 9803294-A | | 1 |
| 03410 PANEL (WINDSHIELD HEADER INNER) | | | | |
| 73/74 | E100/300 | C8UZ 8903410-A | | 1 |
| 73/77 | F100/500(81) | D3TZ 1003410-A | | 1 |
| 78/ | F100/350(81) | D8TZ 1003410-B | | 1 |
| 03418 PANEL (WINDSHIELD HEADER) | | | | |
| 75/ | E100/350 | D7UZ 1103418-A | | 1 |
| 03452-3 EXTENSION (WINDSHIELD HEADER OUTER PANEL) | | | | |
| 73/74 | E100/300 | (RH) C8UZ 8903452-A | (LH) C8UZ 8903453-A | 1 |
| 03488-9 EXTENSION (WINDSHIELD HEADER INNER PANEL) | | | | |
| 73/74 | E100/300 | (RH) C8UZ 8903488-A | (LH) C8UZ 8903489-A | 1 |
| 03556 RETAINER (WINDSHIELD LOWER) | | | | |
| 78 | E100/350 | D8ZZ 6903556-A | | AR |
| 03598-9 MOULDING (WINDSHIELD GARNISH SIDE) | | | | |
| 75/ | E100/350 | (RH) D5UZ 1103598-A | (LH) D5UZ 1103599-A | Paint to match 1 |
| 03606 MOULDING (WINDSHIELD GARNISH UPPER) | | | | |
| 75/ | E100/350 | D5UZ 1103606-A | Paint to match | 1 |
| 03836 SPACER (WINDSHIELD) | | | | |
| 79 | E100/350 | D9FZ 6203836-A | 5/64" thick | AR |
| | | D9UZ 1103836-A | 1/8" thick | 2 |
| | | D9UZ 1103836-B | 3/16" thick | 2 |
| 03863 SEAL KIT (WINDSHIELD GLASS) | | | | |
| 78/ | F100/350 (chassis cab) and units w/pickup box cover or push bar | D8TZ 1003863-A | | 1 |
| 04114 PIN (VISOR ANCHOR) | | | | |
| 73/74 | E100/300 | D0DZ 6204114-B | Incl. rubber tip | 2 |
| 73/76 | F100/350 "Before Ser. A50,001" | | | 2 |
| 76/ | F100/350 "From Ser. A50,001" | D6TZ 1004114-A | Bright finish | 2 |
| 76 | E100/350 | D6UZ 1104114-A | | 2 |
| 77/ | E100/350 | D3AZ 6504114-A | Paint to match | 2 |
| 73/77 | F500 | C3DZ 7604114-B | | 2 |
| 04115 SLEEVE (VISOR ANCHOR PIN) | | | | |
| 73/74 | E100/300 | D1DZ 6204115-A | Rubber | 2 |
| 73/ | F100/350 | | | 2 |
| 73/77 | F500 | C5AZ 6204115-A | Rubber | 2 |
| 04132 CLIP (VISOR PIN) | | | | |
| 73/74 | E100/300 | C8ZZ 6504132-B1A | | 1 |
| 75/ | E100/350 | D5VY 6004132-D | Black | 1 |
| 73/75 | F100/500 | D3TZ 1004132-A | Bright finish | 1 |
| | | D5TZ 1004132-A | Coral | 1 |
| | | D5VY 6004132-A | Gold | 1 |
| | | D5VY 6004132-H | Tan | 1 |
| | | D5VY 6004132-D | Black | 1 |
| | | D5VY 6004132-E | Blue | 1 |
| | | D3TZ 1004132-A | Bright finish | 1 |
| | | D5TZ 1004132-A | Coral | 1 |
| | | D5VY 6004132-A | Gold | 1 |
| | | D5VY 6004132-B | Jade | 1 |
| D5VY 6004132-H | Tan | 1 | | |
| 78/ | F100/350 | D5VY 6004132-D | Black-paint to match | 1 |
| 73/ | E100/350 | 55928-S2 | (U-380-A)-screw-pan head-No. 8-18 x 3/4" | 2 |
| 04144 ARM and BRACKET ASSY. (VISOR) | | | | |
| 73/74 | E100/300 | C8UZ 8904144-A | | 2 |
| 75/ | E100/350 | D5UZ 1104144-A | Paint to match | 2 |
| 73/ | F100/500(81A) -- w/o illuminated mirror | D3TZ 1004144-A | Paint to match-R.H. and L.H. | 1 or 2 |
| 78/ | F100/350 -- w/illuminated mirror | D8TZ 1004144-A | R.H. | 1 |
| 73/ | F100/350(81E, Super Cab) | D3TZ 5004144-A | R.H. and L.H. | 2 |

1973/79
TRUCK SERIES 100/500

BODY SECTION 000 13

| YEAR | MODEL/RESTRICTIONS | PART NUMBER | DESCRIPTION | QTY. |
|--|--|------------------|---|------|
| 04197 PANEL (INSTRUMENT PANEL CLUSTER OUTSIDE MOULDING) | | | | |
| 74/76 | M450/500 | D4HZ 5004197-A | | 2 |
| 04320 PANEL (INSTRUMENT) | | | | |
| 73/74 | E100/300 | D3UZ 1104320-A | | 1 |
| 75/77 | E100/350 "Before Ser. Y80,001" | ★ D5UZ 2204320-A | Black-paint to match-r/b D7UZ 2204320-B(2/79) | 1 |
| 77/78 | E100/350 "From Ser. Y80,001 to Ser. CG0,001" | ★ D7UZ 2204320-B | Black-paint to match-r/b D9UZ 2204320-A(8/79) | 1 |
| 78/79 | E100/350 "From Ser. CG0,001 to Ser. EA0,001" | D9UZ 2204320-A | Sand-paint to match | 1 |
| 79 | E100/350 "From Ser. EA0,001" | D9UZ 2204320-B | | 1 |
| 73/75 | B-F350/500(84) "Before Ser. W20,001" | ★ | Serviced in assy.-refer to group 00120 | |
| 75/77 | B-F500(84) "From Ser. W20,001" | D5TZ 5004320-B | | 1 |
| 73/75 | F100/350(81) | D6TZ 1004320-B | | 1 |
| 73/77 | F500(81) | D5TZ 5004320-A | | 1 |
| 75/ | F350(84) "From Ser. W20,001" | D5TZ 3504320-A | | 1 |
| 76/77 | F100/350(81) -- integral A/C | D6TZ 1004320-A | | 1 |
| 78/ | F100/350 -- integral A/C | D8TZ 1004320-A | | 1 |
| 76/77 | F100/350(81) -- w/o integral A/C | D6TZ 1004320-B | | 1 |
| 78/ | F100/350 -- w/o integral A/C | D8TZ 1004320-B | | 1 |
| 04366 BRACKET (INSTRUMENT PANEL TO COWL SIDE) | | | | |
| 73/77 | B-F100/500 | C7TZ 8104366-A | | 2 |
| 78/ | F100/350 | | | 2 |
| 04371 COVER (INSTRUMENT PANEL RADIO OPENING)-Incl. attaching parts-Paint to match | | | | |
| 75/ | E100/350 | D5UZ 1104371-A | "Ford" | 1 |
| 73/77 | F500 | C8TZ 8104371-A | | 1 |
| | | 376642-S35 | (MM-292-A)-nut-stamped-3/8"-24 | 2 |
| 04374 COVER (RADIO SPEAKER OPENING) | | | | |
| 75/ | E100/350 | D5UZ 1104374-A | | 1 |
| 04388 MOULDING (INSTRUMENT PANEL LOWER)-Incl. attaching parts | | | | |
| 73/77 | F100/350(81E) "Before Ser. X80,001" | D3TZ 1004388-A | Black | 1 |
| 77/ | F100/350(81E) "From Ser. X80,001" | D7TZ 1004388-C | Black | 1 |
| 73/77 | F100/350(Ranger XLT) "Before Ser. X80,001" | ★ D3TZ 1004388-B | Wood grain-r/b D7TZ 1004388-A(8/79) | 1 |
| 77/ | F100/350(Ranger XLT) "From Ser. X80,001" | D7TZ 1004388-A | Wood grain | 1 |
| 77/ | F100/350 | D7TZ 1004388-B | Red | 1 |
| 73/ | F100/350(81E) | 374566-S100 | (MM-284-Z)-nut-self threading-5/32" | 10 |
| 04405 GRILLE (INSTRUMENT PANEL RADIO SPEAKER) | | | | |
| 73/ | F100/350 -- integral A/C | D3TZ 1004405-A | Paint to match | 1 |
| | | 52445-S13 | (U-317)-screw-oval head-No. 8-18 x 1" | 2 |
| | | 45174-S8 | (M-138)-nut-spring-No. 8-15 | 2 |
| 044C26 MOULDING (INSTRUMENT PANEL UPPER) | | | | |
| 75/ | E100/350 | D5UZ 11044C26-A | Black-paint to match | 1 |
| 044F48 BRACE (INSTRUMENT PANEL TO DASH) | | | | |
| 73/74 | F100/350(81) | D3TZ 10044F48-A | | 1 |
| 04459 COVER (INSTRUMENT PANEL STEERING COLLAR OPENING FLANGE) | | | | |
| 75/ | E100/350 | D5UZ 1104459-A | Paint to match | 1 |
| 73/77 | F100/350(81) | D3TZ 1004459-A | | 1 |
| | | ★56920-S2 | Screw-pan head-No. 8-18 x 1/2" | 2 |
| 78/ | F100/350 | | Refer to group 3530 in Chassis Section | |
| 04460 PLATE (INSTRUMENT PANEL GLOVE COMPARTMENT DOOR NAME) | | | | |
| 75/ | E100/350 | D5UZ 1104460-A | "Econoline" | 1 |
| | | D5UZ 1104460-B | "Custom" | 1 |
| | | D5UZ 1104460-C | "Chateau" | 1 |
| 73/76 | F100/350 | D3TZ 1004460-A | "Custom" | 1 |
| 73/76 | F100/350 | D3TZ 1004460-B | "Ranger" | 1 |
| 73/76 | F100/350 | D3TZ 1004460-C | "Ranger XLT" | 1 |
| 73/ | F100/350 | C9TZ 8104460-A | "Explorer" | 1 |
| 76 | F100/350 | D6TZ 1004460-A | EAGLE EMBLEM | 1 |
| 77/ | F100/350 | D7TZ 1004460-A | "Custom" | 1 |
| 77/ | F100/350 | D7TZ 1004460-B | "Ranger" | 1 |
| 77/ | F100/350 | D7TZ 1004460-C | "Ranger XLT" | 1 |
| 78/ | F100/350 | | "Lariat"-refer to group 06036 | |

OCTOBER, 1979

COPYRIGHT © 1979-

FORD MOTOR

-DEARBORN, MICHIGAN

COMPANY

NEW ISSUE

1973/79
TRUCK SERIES 100/500

| YEAR | MODEL/RESTRICTIONS | PART NUMBER | DESCRIPTION | QTY. |
|---|--|-----------------|-------------------------|------|
| 044D70-1 PANEL ASSY. (INSTRUMENT PANEL CLUSTER OPENING FINISH) | | | | |
| 75/ | E100/350(82A,89A,C,E) -- w/o integral A/C,radio or cigar lighter | D5UZ 11044D70-A | R.H.--painted finish | 1 |
| 75/ | E100/350(82A,89A,C,E) -- w/o integral A/C and w/ radio and cigar lighter | D5UZ 11044D70-B | R.H.--painted finish | 1 |
| 75/ | E100/350(82A,89A,C,E) -- integral A/C radio and cigar lighter | D5UZ 11044D70-C | R.H.--painted finish | 1 |
| 75/ | E100/350(82,B,C,89D,E,F) -- w/o integral A/C | D5UZ 22044D70-A | R.H.--wood grain finish | 1 |
| 75/ | E100/350(82,B,C,89D,E,F) -- integral A/C | D5UZ 22044D70-B | R.H.--wood grain finish | 1 |
| 75/77 | E100/350(82A,89A,C,E) -- w/o integral A/C and intermittent windshield wipers | D5UZ 11044D71-A | L.H.--painted finish | 1 |
| 75/77 | E100/350(82A,89A,C,E) -- w/o integral A/C and w/ intermittent windshield wipers | D5UZ 11044D71-B | L.H.--painted finish | 1 |
| 75/77 | E100/350(82A,89A,E,Cutaway Cab) -- integral A/C and w/o intermittent windshield wipers | D5UZ 11044D71-C | L.H.--painted finish | 1 |
| 75/77 | E100/350(82A,89A,E,Cutaway Cab) -- integral A/C and intermittent windshield wipers | D5UZ 11044D71-D | L.H.--painted finish | 1 |
| 75/77 | E100/350(82B,C,89B,D,F,Cutaway Cab) -- w/o integral A/C and w/ intermittent wipers | D5UZ 22044D71-B | L.H.--wood grain finish | 1 |
| 78/ | E100/350 -- w/o integral A/C and w/o intermittent windshield wipers | D8UZ 11044D71-A | L.H.--painted finish | 1 |
| 78/ | E100/350 -- w/o integral A/C and w/intermittent windshield wipers | D8UZ 11044D71-B | L.H.--painted finish | 1 |
| 78/ | E100/350 -- w/integral A/C and w/o intermittent windshield wipers | D8UZ 11044D71-C | L.H.--painted finish | 1 |
| 75/ | E100/350 -- w/integral A/C and intermittent windshield wipers | D8UZ 11044D71-D | L.H.--painted finish | 1 |
| 75/ | E100/350 -- w/o intergral A/C and intermittent windshield wipers | D8UZ 22044D71-A | L.H.--wood grain finish | 1 |
| 78/ | E100/350 -- w/integral A/C and intermittent windshield wipers | D8UZ 22044D71-B | L.H.--wood grain finish | 1 |
| 75/ | E100/350 -- w/integral A/C and w/o intermittent windshield wipers | D8UZ 22044D71-C | L.H.--wood grain finish | 1 |
| 78/ | E100/350 -- w/o integral A/C and w/ intermittent windshield wipers | D8UZ 22044D71-D | L.H.--wood grain finish | 1 |
| 73/ | F100/350(81) -- w/o integral A/C and radio | D3TZ 10044D70-A | Painted finish | 1 |
| 73/ | F100/350(81) -- integral A/C without radio | D7TZ 10044D70-A | Painted finish | 1 |
| 73/78 | F100/350(81) -- w/radio and w/o integral A/C "Before Ser. CG0,001" | D3TZ 10044D70-E | Painted finish | 1 |

**1973/79
TRUCK SERIES 100/500**

BODY SECTION 000 15

| YEAR | MODEL/RESTRICTIONS | PART NUMBER | DESCRIPTION | QTY. |
|---|---|-------------------|---|------|
| 044D70-1 PANEL ASSY. (INSTRUMENT PANEL CLUSTER OPENING FINISH) -- Cont'd | | | | |
| 78/ | F100/350(81) -- w/radio and w/o integral A/C "From Ser. CG0,001" | D8TZ 10044D70-A | Painted finish | 1 |
| 73/78 | F100/350(81) -- integral A/C and radio "Before Ser. CG0,001" | D7TZ 10044D70-D | Painted finish | 1 |
| 78/ | F100/350(81) -- integral A/C and radio "From Ser. CG0,001" | D8TZ 10044D70-B | Painted finish | 1 |
| 73/ | F100/350(Ranger XLT) -- w/o integral A/C, radio and trim code KU | D3TZ 10044D70-C | Burl walnut wood grain finish | 1 |
| 73/ | F100/350(Ranger XLT) -- integral A/C without radio | D7TZ 10044D70-C | Burl walnut wood grain finish | 1 |
| 73/ | F100/350(Ranger XLT) -- w/radio and w/o integral A/C | D8TZ 10044D70-C | Wood grain finish | 1 |
| 73/ | F100/350(Ranger XLT) -- integral A/C and radio "From Ser. CG0,001" | D8TZ 10044D70-D | Wood grain finish | 1 |
| 76 | F100/350(Reg. Cab Ranger XLT) -- w/o integral A/C-w/trim code KU | D6TZ 10044D70-A | Burl walnut wood grain finish | 1 |
| 76/77 | F100/350(Reg. Cab Ranger XLT) -- integral A/C and KU trim | ★ D7TZ 10044D70-B | Burl walnut wood grain finish-r/b D8TZ 10044D70-D(4/80) | 1 |
| 73/ | F100/350 -- w/radio and w/o integral A/C | D8TZ 10044D70-E | Red finish | 1 |
| 77/78 | F100/350 -- integral A/C and radio "Before Ser. CG0,001" | D7TZ 10044D70-G | Red finish | 1 |
| 78/ | F100/350 -- integral A/C and radio "From Ser. CG0,001" | D8TZ 10044D70-F | Red finish | 1 |
| 77/ | F100/350 -- w/o radio and integral A/C | D7TZ 10044D70-H | Red finish | 1 |
| 77/ | F100/350 -- integral A/C and w/o radio | D7TZ 10044D70-J | Red finish | 1 |
| 04496 COVER (INSTRUMENT PANEL HEATER CONTROL OPENING)-Paint to match | | | | |
| 73/74 | E100/300 -- w/o heater | D3UZ 1104496-A | | 1 |
| 75/ | E100/350 -- w/o heater | D5UZ 1104496-A | | 1 |
| 73/ | F100/350(81) -- w/o heater | D3TZ 1004496-A | | 1 |
| 73/77 | F500(81) -- w/o heater | C8TZ 8104496-A | | 1 |
| 73/77 | F500(81) | ★56928-S2 | Screw-round washer head-No. 8-18 x 1/2" | 2 |
| 044A98 COVER (WINDSHIELD DEFROSTER) - Paint to match | | | | |
| 73/77 | F500(81) | C7TZ 81044A98-A | | 2 |
| 04510 BRACE (INSTRUMENT PANEL) | | | | |
| 73/74 | E100/300 | C8UZ 8904510-A | | 1 |
| 04536 SUPPORT (INSTRUMENT PANEL TO COWL VENT FRONT) | | | | |
| 73/77 | B-F350/500(84) | D3TZ 3504536-A | | 1 |
| 78/ | F350(84) | | | 1 |

1973/79
TRUCK SERIES 100/500

| YEAR | MODEL/RESTRICTIONS | PART NUMBER | DESCRIPTION | QTY. |
|--|--|---------------------|---|------|
| 045C48 RETAINER (INSTRUMENT PANEL HEATER CONTROL OPENING COVER) | | | | |
| 73/ | F100/350(81) -- w/o heater | D3TZ 10045C48-A | | 1 |
| 04551 REINFORCEMENT (INSTRUMENT PANEL TO DASH) | | | | |
| 73/77 | F100/350(81) | D3TZ 1004551-A | | 1 |
| 73/77 | F500(81) | C8TZ 8104551-A | | 1 |
| 73/77 | F100/500(81) | 57140-S2 | (B-340-H)-screw and washer-5/16"-18 x 1" | 2 |
| | | 376838-S2 | (MM-296-AF)-nut and washer-5/16"-18 | 1 |
| 04648 COVER (INSTRUMENT PANEL CIGAR LIGHTER OPENING) | | | | |
| 75/ | E100/350- w/o cigar lighter | D5UZ 1104648-A | | 1 |
| 04810 RECEPTACLE (ASH)-Paint to match | | | | |
| 73/77 | B-F350/500(84) | C7TZ 9604810-A | | 1 |
| 73/74 | E100/300 -- w/o integral A/C | (RH) C8UZ 8904810-A | (LH) C8UZ 8904810-B Instrument panel | 1 |
| 73/74 | E100/300 -- integral A/C | (RH) D0UZ 1104810-A | (LH) C8UZ 8904810-B Instrument panel | 1 |
| 73/78 | F100/350(81) "Before Ser. BC0,001" | ★ D3TZ 1004810-A | Instrument panel-r/b one ea. of the following D8TZ 1004820-A, D8TZ 1004824-A and D3TZ 1004826-A | 1 |
| 78/ | F100/350 "From Ser. BC0,001" | | Refer to groups 04820, 04824 and 04826 | |
| 73/77 | F500(81) | D1TZ 1004810-A | Instrument panel | 1 |
| 73/ | F250/350(Crew Cab) | C6TZ 9104810-A | Center pillar | 2 |
| 73/77 | F500(81) | 354872-S | (AA-10-B)-steel ball (receptacle slide) | 4 |
| 04820 BOX ASSY. (INSTRUMENT PANEL ASH RECEPTACLE) | | | | |
| 78/ | F100/350 "From Ser. BC0,001" | D8TZ 1004820-A | | 1 |
| 04824 PANEL (INSTRUMENT PANEL ASH RECEPTACLE TRIM) - Paint to match | | | | |
| 73/77 | F500 | C8TZ 8104824-B | | 1 |
| 78/ | F100/350 "From Ser. BC0,001" | D8TZ 1004824-A | | 1 |
| 04826 RETAINER (INSTRUMENT PANEL ASH RECEPTACLE) | | | | |
| 73/ | F100/350 | D3TZ 1004826-A | | 1 |
| 04830 KNOB (INSTRUMENT PANEL ASH RECEPTACLE) | | | | |
| 73/77 | F500 | C8TZ 8104830-A | | 1 |
| | | ★56920-S9 | Screw-pan head-No. 8-18 x 1/2" | 2 |
| 048A42 RECEPTACLE (ENGINE COVER ASH) | | | | |
| 75/ | E100/350 | D5UZ 11048A42-A | | 1 |
| 048B58 COVER (ASH RECEPTACLE ENGINE COVER) | | | | |
| 75/ | E100/350 | D5UZ 11048B58-A | | 1 |
| 048A98 REINFORCEMENT (INSTRUMENT PANEL ASH RECEPTACLE) | | | | |
| 73/74 | E100/300 | C8UZ 89048A98-B | On passenger side of instrument panel | 1 |
| | | ★42366-S36X | Screw-No. 8-18 x 1/2" | 2 |
| 060A08 CABLE ASSY. (DOOR CHECK) | | | | |
| 73/74 | E100/300 | C8UZ 89060A08-A | Glove compt. | 1 |
| 73/77 | F100/500(81) | C7TZ 81060A08-A | Glove compt. | 1 |
| 78/ | F100/350(81) | | | 1 |
| 73/ | F100/250(99) | D3TZ 99060A08-A | Quarter panel tool storage compt. | 1 |
| 73/74 | E100/300 | ★384815-S100 | Nut-spring-No. 8-18 | 1 |
| 73/74 | E100/300 | 379203-S2 | (UU-81-M)-screw shoulder hd. -No. 8-18 x 1/2" | 2 |
| 73/77 | F100/500 | | | 2 |
| 78/ | F100/350 | | | 2 |
| 06010 COMPARTMENT (INSTRUMENT PANEL GLOVE) | | | | |
| 73/74 | E100/300(89A,C,E) -- w/o radio | D3UZ 1106010-A | Used w/o door | 1 |
| 73/74 | E100/300 -- w/o radio | C8UZ 8206010-A | Used w/door | 1 |
| 73/74 | E100/300 -- w/radio | D3UZ 1106010-B | | 1 |
| 73/ | F100/350(81) | D3TZ 1006010-A | | 1 |
| 73/78 | F100/250(81) -- built-in A/C (dealer installed) | D3TZ 1006010-B | | 1 |
| 73/77 | B-F350/500(84) | C7TZ 8406010-A | | 1 |
| 78/ | F350(84) | | | 1 |
| 73/77 | F500(81) | C7TZ 8106010-A | | 1 |
| 73/74 | E100/300 | 381765-S2 | (MM-275-E)-nut-spring No. 8-18 | AR |

1973/79
TRUCK SERIES 100/500

BODY SECTION 000 17

| YEAR | MODEL/RESTRICTIONS | PART NUMBER | DESCRIPTION | QTY. |
|---|--------------------------------|----------------|--|------|
| 06010 COMPARTMENT (INSTRUMENT PANEL GLOVE) — Cont'd | | | | |
| 73/ | F100/350(81) | ★57041-S2 | Screw and washer-5/16"-18 x 1" | 2 |
| | | ★56924-S2 | Screw-round washer head-No. 8-18 x 1" | 6 |
| | | ★384423-S | Screw-oval trim head-No. 8-18 x 1" | 5 |
| 06024 DOOR (INSTRUMENT PANEL GLOVE COMPARTMENT) | | | | |
| 73/74 | E100/300 | D3UZ 1206024-A | | 1 |
| 73/ | F100/350 | D7TZ 1006024-A | | 1 |
| 73/77 | F500 | C7TZ 8106024-A | | 1 |
| 73/77 | F500 | ★353951-S | Bumper | 1 |
| 73/74 | E100/300 | 381664-S2 | (MM-192-AF)-nut and retainer-No. 8-32 | 4 |
| 73/74 | E100/300 | 57077-S2 | (B-330-B)-screw and washer-No. 8-32 x 3/4" | 4 |
| 73/ | F100/350 | ★373713-S36 | Screw-pan head-No. 8-32 x 1/2" | 4 |
| 06036 PANEL (GLOVE COMPARTMENT FINISH) | | | | |
| 76 | F100/350(81E) | D6TZ 1006036-A | Burl walnut | 1 |
| 77 | F100/350(81E) | D7TZ 1006036-A | | 1 |
| 78/ | F100/350 | D8TZ 1006036-A | Black finish | 1 |
| | | D9TZ 1006036-B | Black finish with wood grain | 1 |
| | | D9TZ 1006036-C | Burl walnut-"Ranger Lariat" | 1 |
| | | D9TZ 1006036-A | Black camera case finish | 1 |
| 06050 HINGE (GLOVE COMPARTMENT DOOR) | | | | |
| 73/77 | F100/500(81) | C7TZ 8106050-A | | 1 |
| 78/ | F100/350(81) | | | 1 |
| 06064 CATCH (INSTRUMENT PANEL GLOVE COMPARTMENT DOOR LATCH) | | | | |
| 73/74 | E100/300 | C60Z 6206064-A | | 1 |
| 73/77 | F100/500 | | | 1 |
| 78/ | F100/350 | | | 1 |
| | | ★57239-S2 | Screw and washer-pan head-No. 8-32 x 1/2" | 2 |
| 06066 BUMPER (INSTRUMENT PANEL GLOVE COMPARTMENT DOOR) | | | | |
| 73/74 | E100/300 | C6AZ 6206066-A | | 1or2 |
| 73/77 | F100/500 | | | 1or2 |
| 78/ | F100/350 | | | 1or2 |
| 06069 SPRING (INSTRUMENT PANEL GLOVE COMPARTMENT DOOR) | | | | |
| 73/74 | E100/300 | C6AZ 6206069-A | | 1or2 |
| 73/77 | F100/500 | | | 1or2 |
| 78/ | F100/350 | | | 1or2 |
| 06072 LATCH (INSTRUMENT PANEL GLOVE COMPARTMENT DOOR) | | | | |
| 73/77 | F100/500(81) | C6DZ 6206072-B | | 1 |
| 78/ | F100/350(81) | | | 1 |
| 06081 Refer to group 22050 | | | | |
| 06125 RETAINER (INSTRUMENT PANEL GLOVE COMPARTMENT DOOR LATCH CATCH) | | | | |
| 73/74 | E100/300 | C8UZ 8906125-A | | 1 |
| | | 376389-S101 | (UU-82-D)-screw-pan head-No. 8-18 x 3/4" | 4 |
| | | ★384815-S100 | Nut-spring-No. 8-18 | 4 |
| 06129 BRACKET (FUSE PANEL MOUNTING) | | | | |
| 75 | E100/350 "Before Ser. X20,001" | D5UZ 1106129-A | | 1 |
| 75/77 | E100/350 "From Ser. X20,001" | D5UZ 1106129-B | | 1 |
| 78/ | E100/350 | | Refer to group 14A254 in Chassis Group | |
| 06300 RACK ASSY. (FRONT) | | | | |
| 73/ | F350(86) -- 136" W/B | B4Y 8606300-A | Stakes 35 5/16" long | 1 |
| 73/ | F350(86) -- 160" W/B | B4T 8606300-A | Stakes 46 9/32" long | 1 |

OCTOBER, 1979

COPYRIGHT © 1979—

FORD MOTOR
COMPANY

—DEARBORN, MICHIGAN

NEW ISSUE

1973/79
TRUCK SERIES 100/500

| YEAR | MODEL/RESTRICTIONS | PART NUMBER | DESCRIPTION | QTY. | |
|--|--------------------------------|----------------------|--|------------------------------|---|
| 100A22 BRACKET (ENGINE COVER PANEL LOCATING) | | | | | |
| 75/ | E100/350 | D5UZ 11100A22-A | | 1 | |
| 10046-97 SPACER (FRONT SIDE MEMBER STEERING GEAR HOUSING) | | | | | |
| 73/74 | E100/300 | C8UZ 8910097-A | Front-upper | 1 | |
| | | C8UZ 8910046-A | Front-lower | 1 | |
| | | C8UZ 8910096-A | Rear | 1 | |
| 101B02 REINFORCEMENT (FLOOR SIDE MEMBER INNER REAR) | | | | | |
| 73/74 | E100/300 | C8UZ 89101B02-A | | 1 | |
| 101B04-5 PANEL ASSY. (FRONT FLOOR SIDE SILL) | | | | | |
| 73/74 | E100/300 | (RH) C8UZ 89101B04-A | (LH) C8UZ 89101B05-A | Incl. inner and outer panels | 1 |
| 101C04 EXTENSION (REAR FLOOR CROSS CENTER MEMBER) | | | | | |
| 75/ | E100/350 | D5UZ 11101C04-A | | 1 | |
| 101C06 REINFORCEMENT (REAR FLOOR CENTER CROSS MEMBER BODY BOLT) | | | | | |
| 75/ | E100/350 | D5UZ 11101C06-A | | 1 | |
| 10108-9 EXTENSION (BODY ROCKER PANEL FRONT) | | | | | |
| 73/74 | E300(Cutaway Cab) | (RH) D3UZ 3310108-A | (LH) D3UZ 3310109-A | | 1 |
| 101C08-9 PLATE (REAR FLOOR SIDE REAR PANEL) | | | | | |
| 75/ | E100/350 -- 138" W/B | (RH) D5UZ 11101C08-A | (LH) D5UZ 11101C09-A | | 1 |
| 10110-1 MEMBER (FLOOR SIDE INNER) | | | | | |
| 73/74 | E100/300 -- 105" W/B | (RH) D2UZ 3110110-A | (LH) D2UZ 3110111-A | | 1 |
| 73/74 | E100/300 -- 123" W/B | (RH) D0UZ 3110110-B | (LH) D0UZ 3110111-B | | 1 |
| 75/ | E100/350 -- w/passenger seat | (RH) D5UZ 1110110-A | (LH) D5UZ 1110111-A | | 1 |
| 75/ | E100/350 -- w/o passenger seat | (RH) D5UZ 1110110-B | (LH) D5UZ 1110111-A | | 1 |
| 73/ | F350(80) -- 136" W/B | (RH) B3TZ 8010110-A | (LH) B3TZ 8010111-A | 9' platform | 1 |
| 73/ | F350(80) -- 160" W/B | (RH) B3TZ 8010110-B | (LH) B3TZ 8010111-B | 12' platform | 1 |
| 101B10 PLATE (ENGINE COVER LATCH STRIKER) | | | | | |
| 73/74 | E100/300 | C8UZ 89101B10-A | | 2 | |
| | | 380334-S | (SS-45-H)-rivet-oval head blind-3/16" x 13/32" | 4 | |
| 75/ | E100/350 | D5UZ 11101B10-A | | 2 | |
| 101C10-1 EXTENSION (FRONT FLOOR REAR CROSS MEMBER) | | | | | |
| 75/ | E100/350 | (RH) D5UZ 11101C10-A | (LH) D5UZ 11101C11-A | | 1 |
| 101A12-3 EXTENSION (REAR FLOOR SIDE SILL UPPER) | | | | | |
| 73/74 | E100/300 -- w/hinged side door | (RH) D2UZ 11101A12-B | (LH) ★ C8UZ 89101A13-A | 1 | |
| 73/74 | E300(Cutaway Cab) | | Not replaced (5/79) | 1 | |
| 73/74 | E100/300 -- w/sliding door | (RH) D2UZ 11101A12-A | (LH) ★ C8UZ 89101A13-A | 1 | |
| | | | Not replaced (5/79) | | |
| 101C16 MEMBER ASSY. (REAR FLOOR CROSS INTERMEDIATE REAR) | | | | | |
| 78/ | E150/350(Super Van/Wagon) | D8UZ 15101C16-A | | 1 | |
| 101B18 PLATE (ENGINE COVER CATCH) | | | | | |
| 75/ | E100/350 | D5UZ 11101B18-A | | 1 | |
| 101B53 INSULATOR (ENGINE HOUSING SIDE SOUND) | | | | | |
| 73/74 | E100/300 | C8UZ 89101B53-A | | 1 | |
| 101B54 INSULATOR (ENGINE HOUSING TOP SOUND) | | | | | |
| 73/74 | E100/300 | C8UZ 89101B54-A | | 1 | |
| 101B56-7 RETAINER (ENGINE HOUSING SIDE INSULATOR) | | | | | |
| 73/74 | E100/300 | C8UZ 89101B57-A | Cut to fit | 2 | |
| 75/ | E100/350 | (RH) D5UZ 11101B56-A | (LH) D5UZ 11101B57-A | 1 | |
| 101B68 RETAINER (ENGINE HOUSING TOP INSULATOR) | | | | | |
| 73/74 | E100/300 | C8UZ 89101B68-A | | 1 | |
| 101A88 FILLER (FRONT FLOOR SIDE MEMBER FRONT) | | | | | |
| 73/74 | E100/300 | C8UZ 89101A88-A | | 1 | |
| 101B98 MOULDING (ENGINE COVER) | | | | | |
| 75/76 | E150/250(82C) | D5UZ 22101B98-A | | 1 | |
| 75/76 | E250/350(Cutaway Chateau Cab) | | | 1 | |

1973/79
TRUCK SERIES 100/500

BODY SECTION 000 19

| YEAR | MODEL/RESTRICTIONS | PART NUMBER | DESCRIPTION | QTY. |
|-------|---------------------------------|--|---|------|
| | 102B00 | INSULATOR (ENGINE HOUSING SIDE) | | |
| 75/ | E100/350 | D5UZ 11102B00-A | | 1 |
| | 102B02 | RETAINER (ENGINE HOUSING SOUND INSULATOR) | | |
| 75/ | E100/350 | D5UZ 11102B02-A | | 1 |
| | 102B06 | BRACKET (FLOOR SIDE SILL END) | | |
| 77/ | F350(80,86) | D7TZ 80102B06-A | 5 1/2" x 2 1/4" | 2 |
| | | D7TZ 80102B06-B | 6 1/4" x 2" | 2 |
| | 102A14 | PANEL (ENGINE COVER TOP) | | |
| 73/74 | E100/300 | D2UZ 11102A14-A | | 1 |
| | 102A24 | MEMBER (REAR FLOOR CROSS CENTER) | | |
| 73/74 | E100/300 | D2UZ 22102A24-A | | 1 |
| 75/ | E100/350 | D5UZ 11102A24-A | | 1 |
| | 102A28-9 | EXTENSION (BODY ROCKER PANEL REAR) | | |
| 73/74 | E300(Cutaway Cab) | (RH) D3UZ 33102A28-A | (LH) D3UZ 33102A29-A | 1 |
| | 10249 | SPACER (FRAME SIDE MEMBER) | | |
| 73/74 | F350(80) | C1TB 8010249-B | | AR |
| | 10285 | EXTENSION (FLOOR SIDE MEMBER UPPER FRONT) | | |
| 73/74 | E100/300 | C8UZ 8910285-A | | 1 |
| | 10296 | INSULATOR (ENGINE COVER TOP) | | |
| 73/74 | E100/300 -- 6 cyl. | C8UZ 8910296-A | | 1 |
| 73/74 | E100/300 -- 8 cyl. | C8UZ 8910296-B | | 1 |
| | 10312 | PANEL (ENGINE COVER SIDE) | | |
| 73/74 | E100/300 -- 6 cyl. | C8UZ 8910312-A | | 1 |
| 73/74 | E100/300 -- 8 cyl. | C8UZ 8910312-B | | 1 |
| 75/78 | E100/350 "Before Ser. CE0,001" | D5UZ 1110312-A | | 1 |
| 78/ | E100/350 "From Ser. CE0,001" | D9UZ 1110312-A | | 1 |
| | 10320 | SEAL (ENGINE COVER) | | |
| 73/74 | E100/300 | C8UZ 8910320-A | | 1 |
| 75/ | E100/350 | D5UZ 1110320-A | | 1 |
| | 103A56 | REINFORCEMENT (ENGINE COVER PANEL) | | |
| 73/ | E100/300 | C8UZ 89103A56-A | | 1 |
| | 103A77 | REINFORCEMENT (FRONT FLOOR INNER MEMBER) | | |
| 73/74 | E100/300 | C8UZ 89103A77-A | | 1 |
| | 103A79 | SUPPORT (FRONT FLOOR INNER MEMBER) | | |
| 73/74 | E100/300 | C8UZ 89103A79-A | | 1 |
| | 103A84 | FILLER (FRONT FLOOR SIDE INNER SILL) | | |
| 75/ | E250/350(Cutaway Cab) | D5UZ 33103A84-A | | 1 |
| | 104A10-1 | PANEL (ENGINE HOUSING SIDE) | | |
| 75/ | E100/350 | (RH) D5UZ 11104A10-A | (LH) D5UZ 11104A11-A | 1 |
| | 10420-1 | PANEL (ENGINE COVER SIDE) | | |
| 73/74 | E100/300 | (RH) C8UZ 8910420-A | (LH) D2UZ 1110421-A | 1 |
| | 104A36-7 | PLATE (FLOOR SIDE MEMBER TO FLOOR) | | |
| 73/74 | E100/300 | (RH) C8UZ 89104A36-A | (LH) C8UZ 89104A37-A | 1 |
| | 10444 | CATCH (ENGINE COVER) | | |
| 73/74 | E100/300 | C8UZ 8910444-A | | 2 |
| 75/ | E100/350 | D5UZ 1110444-A | | 2 |
| | 104A48-9 | PANEL (REAR FLOOR SIDE SILL OUTER) - Also refer to group 10514 | | |
| 75/ | E100/350 -- w/hinged cargo door | (RH) D5UZ 11104A48-A | (LH) D5UZ 11104A49-A | 1 |
| | 10456 | MEMBER (REAR FLOOR SIDE FRONT) | | |
| 75/ | E100/350 | D5UZ 1110456-A | | 1 |
| | 10460 | REINFORCEMENT (FLOOR SIDE MEMBER INNER FRONT) | | |
| 73/76 | E100/300 | C8UZ 8910460-A | | 3 |
| | 10500-1 | INSULATOR (ENGINE COVER SIDE) | | |
| 73/74 | E100/300 -- 6 cyl. | (RH) C8UZ 8910500-A | (LH) ★ C8UZ 8910501-A Not replaced(6/80) | 1 |
| 73/74 | E100/300 -- 8 cyl. | (RH) C8UZ 8910500-B | (LH) C8UZ 8910501-B | 1 |

APRIL, 1980

COPYRIGHT © 1980-

FORD MOTOR
COMPANY

-DEARBORN, MICHIGAN

CHANGE 1

1973/79
TRUCK SERIES 100/500

| YEAR | MODEL/RESTRICTIONS | PART NUMBER | DESCRIPTION | QTY. |
|---|---|----------------------|--|------------|
| 10513 PANEL REAR FLOOR SIDE SILL INNER FRONT) | | | | |
| 75/ | E100/350 | D5UZ 1110513-B | L.H. | 1 |
| 10514 PANEL (REAR FLOOR SIDE SILL OUTER) - Also refer to group 104A48-9 | | | | |
| 73/74 | E100/300 -- 105" W/B with hinged side door | C8UZ 8910514-A | | 1 |
| 73/74 | E100/300 -- 123" W/B with hinged side door | C8UZ 8910514-B | | 1 |
| 73/74 | E100/300 -- w/sliding door | D2UZ 1110514-A | | 1 |
| 73/74 | E300(Cutaway Cab) | (RH) C8UZ 8910514-B | (LH) D2UZ 3310514-A | 1 |
| 75/ | E100/350 -- w/sliding door | (RH) D5UZ 2210514-A | (LH) D5UZ 11104A49-A | 1 |
| 75/ | E250/350(Cutaway Cab) | (RH) D5UZ 3310514-A | (LH) D5UZ 11104A49-A | 1 |
| 105A38-9 PANEL (REAR FLOOR SIDE SILL INNER REAR) | | | | |
| 75/ | E100/350 -- 138" W/B | (RH) D5UZ 11105A38-A | (LH) D5UZ 11105A39-A | 1 |
| 10577 GUSSET (FRONT SIDE INNER MEMBER STEERING GEAR HOUSING) | | | | |
| 73/74 | E100/300 | C8UZ 8910577-A | | 1 |
| 10578-9 PANEL (FRONT FLOOR SIDE SILL)-Also refer to group 105A88-9 | | | | |
| 73/74 | E100/300 | (RH) C8UZ 8910578-A | (LH) ★ C8UZ 8910579-A Not repl'd (1/77) | 1 |
| 75/ | E250/350(Cutaway Cab) | (RH) D5UZ 2710578-A | (LH) D5UZ 11105A89-A | 1 |
| 10584 BRACKET (FLOOR SIDE SILL INNER PANEL) | | | | |
| 73/74 | E100/300 -- 105" W/B with sliding door | (RH) D2UZ 1110584-A | (LH) C8UZ 8910584-A | Rear 1 |
| 73/74 | E100/300 -- w/sliding door | D2UZ 1110584-B | Front | 1 |
| 73/74 | E100/300 -- w/hinged side door | C8UZ 8910584-A | R.H. and L.H.-rear | 2 |
| 73/74 | E100/300 -- 123" W/B with sliding door | | | 2 |
| 73/74 | E300(Cutaway Cab) | | | 2 |
| 75 | E100/350 -- w/hinged cargo door | | Refer to group 104A48 | |
| 10586-7 PANEL (FRONT FLOOR SIDE SILL OUTER FRONT) | | | | |
| 75/ | E100/350 | (RH) D5UZ 1110586-A | (LH) D5UZ 1110587-A | 1 |
| 105A88-9 PANEL (FRONT FLOOR SIDE SILL INNER)-Also refer to group 10578-9 | | | | |
| 75/ | E100/350(exc. Cutaway Cab) | (RH) D5UZ 11105A88-A | (LH) D5UZ 11105A89-A | 1 |
| 10592-3 PANEL (REAR FLOOR SIDE SILL INNER)-Also refer to groups 111A10-1 or 105A38-9 | | | | |
| 73/74 | E100/300 -- 105" W/B with hinged side door | (RH) D2UZ 1110592-A | (LH) C8UZ 8910593-A | 1 |
| 73/74 | E100/300 -- 123" W/B with hinged side door | (RH) D2UZ 1110592-B | (LH) C8UZ 8910593-A | 1 |
| 73/74 | E100/300 -- w/sliding door | D2UZ 1110592-D | R.H.-front upper | 1 |
| 73/74 | E100/300 -- 105" W/B with sliding door | D2UZ 1110592-E | R.H.-rear upper | 1 |
| 73/74 | E100/300 -- 105" W/B with sliding door | D2UZ 1110592-F | R.H.-lower | 1 |
| 73/74 | E100/300 -- 123" W/B with sliding door | D2UZ 1110592-C | R.H.-rear upper | 1 |
| 73/74 | E100/300 -- 123" W/B with sliding door | D2UZ 1110592-G | R.H.-lower | 1 |
| 73/74 | E100/300 -- w/sliding door | C8UZ 8910593-A | L.H. | 1 |
| 73/74 | E300(Cutaway Cab) | (RH) D2UZ 1110592-B | (LH) C8UZ 8910593-A | 1 |
| 73/74 | E300(Cutaway Cab) | (RH) D2UZ 3310592-G | (LH) D2UZ 3310593-A | Complete 1 |
| 106A00 REINFORCEMENT (REAR FLOOR CENTER CROSS-MEMBER) | | | | |
| 75/ | E100/350 | D5UZ 11106A00-A | R.H. and L.H. | 2 |
| 10608 SILL (REAR FLOOR CROSS) | | | | |
| 73/ | F350 (80) | B3TZ 8010608-A | | 1 |
| 73/ | F100/250(83) | D7TZ 8310608-A | | 1 |
| 73/77 | F100/350(Regular and Super Cab) -- 2/W/D | D7TZ 9910608-A | | 1 |
| 78/ | F100/350(Regular Cab) -- 2/W/D | | | 1 |

1973/79
TRUCK SERIES 100/500

BODY SECTION 000 21

| YEAR | MODEL/RESTRICTIONS | PART NUMBER | DESCRIPTION | QTY. |
|---|--|-----------------|-------------------------------|------|
| 10608 SILL (REAR FLOOR CROSS) -- Cont'd | | | | |
| 77/ | F250(99) -- 4/W/D | D7TZ 9910608-B | | 1 |
| 78/ | F350(Super Cab) -- 2/W/D | | | 1 |
| 73/74 | F250(99) -- 4/W/D, F350(99) "Before Ser. T00,001" | D3TZ 9910608-B | | 1 |
| 74/78 | F100/350(99) -- 4/W/D "From Ser. T02,001" | D8TZ 9910608-A | | 1 |
| 73/78 | F250/350(99) (Crew Cab) | | | 1 |
| 78/ | F350 | | | 1 |
| 10608 MEMBER (REAR FLOOR CROSS REAR) | | | | |
| 73/74 | E100/300 | C8UZ 8910608-A | | 1 |
| 75/ | E100/350 | D5UZ 1110608-A | Incl. 6 hex. holes | 2 |
| 75/76 | E100/350 | D5UZ 1110608-B | Less 4th seat | 1 |
| 77 | E100/350 | D7UZ 1110608-A | Less 4th seat | 1 |
| 78/ | E100/350(exc. Super Van/Wagon) | D8UZ 1110608-A | Less 4th seat | 1 |
| 75/77 | E250(82) | D5UZ 2610608-A | | 1 |
| 78/ | E100/350(82 exc. Super Wagon) | D8UZ 2610608-A | With 4th seat | 1 |
| 78/ | E150/350(Super Van/Wagon) | D8UZ 2610608-B | | 1 |
| 10610 SILL ASSY. (FRONT FLOOR CROSS) | | | | |
| 77 | F100/350(83) | D7TZ 8310610-B | | 1 |
| 73/77 | F100(99), F250/350(99 exc. Crew Cab) -- 2/W/D | D3TZ 9910610-B | | 1 |
| 73/ | F250(99) -- 4/W/D | D3TZ 9910610-C | | 1 |
| 73/ | F250/350(Crew Cab) -- 2/W/D | | | 1 |
| 73/77 | F350 -- 140" W/B | D3TZ 9910610-A | | 1 |
| 78/ | F100/350(99 exc. Crew Cab) | D8TZ 9910610-A | | 1 |
| 78/ | F350 -- 140" W/B | D8TZ 9910610-B | | 1 |
| 10617 SILL (FLOOR CROSS INTERMEDIATE) | | | | |
| 73/ | F100/250(83) | D3TZ 8310617-A | | 1or2 |
| 10624 MEMBER (FLOOR PAN CORNER CENTER) | | | | |
| 73 | F100/350(81) | D3TZ 1010624-A | | 1 |
| 74/77 | F100/350(Regular and Crew Cab) -- w/o full time 4/W/D | | | 1 |
| 74/75 | F100/350(Super Cab) | D4TZ 1010624-B | | 1 |
| 76/77 | F100/350(Super Cab) | D6TZ 1310624-A | | 1 |
| 78/ | F100/350(Super Cab) | D8TZ 1310624-A | | 1 |
| 74/77 | F100(Regular and Crew Cab) -- full time 4/W/D | D4TZ 1010624-A | | 1 |
| 73/77 | F500(81) | D3TZ 5010624-A | | 1 |
| 78/ | F100/350(Regular and Crew Cab) -- with M/T and 4/W/D | D8TZ 1010624-A | | 1 |
| 78/ | F150/250(Regular and Crew Cab) -- with A/T | D8TZ 1010624-B | | 1 |
| 106A33 REINFORCEMENT (FLOOR SIDE SILL) | | | | |
| 73/76 | F350(80) -- w/frame mounted fuel tank | D3TZ 80106A33-A | | 1 |
| 77/ | F350(80) -- w/frame mounted fuel tank | D7TZ 80106A33-A | | 1 |
| 106A34 MEMBER (FRONT FLOOR INNER) | | | | |
| 73/74 | E100/300 | C8UZ 89106A34-A | | 1 |
| 106A58 BRACKET (REAR FLOOR FRONT CROSS MEMBER) | | | | |
| 75/ | E100/350 | D5UZ 11106A58-A | R.H. | 2 |
| 10665 SILL (FLOOR CROSS NO. 2) | | | | |
| 73/ | F100/250(83) | B7C 8310665-B | | 1or2 |
| | | 52554-S8 | (U-230)-screw-No. 8-18 x 1/2" | 2or4 |
| 106A78 EXTENSION (REAR FLOOR SIDE SILL OUTER) | | | | |
| 73/74 | E100/300 -- 105" W/B with sliding door | D2UZ 11106A78-A | | 1 |
| 73/74 | E100/300 -- 123" W/B with sliding door | D2UZ 11106A78-B | | 1 |

OCTOBER, 1979

COPYRIGHT © 1979-

FORD MOTOR
COMPANY

--DEARBORN, MICHIGAN

NEW ISSUE

1973/79
TRUCK SERIES 100/500

| YEAR | MODEL/RESTRICTIONS | PART NUMBER | DESCRIPTION | QTY. |
|---|---|----------------------|----------------------|------|
| 10684 MEMBER (FRONT FLOOR CROSS FRONT) | | | | |
| 75/76 | E100/350 "Before Ser. C50,001" | D5UZ 1110684-A | | 1 |
| 76/ | E100/350 "From Ser. C50,001" | D6UZ 1110684-B | | 1 |
| 10692-3 MEMBER (FRONT FLOOR CROSS FRONT) - Also refer to group 10684 | | | | |
| 73/77 | B-F500 | (RH) D3TZ 5010692-A | (LH) D3TZ 5010693-A | 1 |
| 74/77 | F100/350(Super Cab) | D4TZ 1010692-A | | 1 |
| 78/ | F100/350(Super Cab) | D8TZ 1310692-A | | 1 |
| 106A96-7 REINFORCEMENT (FRONT FLOOR SIDE INNER SILL) | | | | |
| 75/ | E100/350 | (RH) D5UZ 11106A96-A | (LH) D5UZ 11106A97-A | 1 |
| 107A02 REINFORCEMENT (REAR FLOOR CENTER CROSS MEMBER) | | | | |
| 75/ | E100/350 | D5UZ 11107A02-A | | 1 |
| 75/ | E100/350 -- 138" W/B with third seat | D5UZ 22107A02-A | | 1 |
| 10724 REINFORCEMENT (FRONT FLOOR PAN REAR CENTER) | | | | |
| 74/76 | F100/350(Super Cab) | D4TZ 1310724-A | | 2 |
| 10736 SILL (FLOOR CROSS NO. 4) | | | | |
| 73/ | F100(83) | D3TZ 8310736-A | | 1 |
| 73/ | F250(83) -- 2/W/D | | | 1 |
| 107A80-1 EXTENSION (REAR FLOOR CROSS MEMBER) | | | | |
| 75/77 | E100/350 | D5UZ 11107A80-A | | 1 |
| 78/ | E100/350 | D8UZ 11107A80-A | | 1 |
| 75/ | E100/350 -- 138" W/B | D5UZ 11107A81-A | Center | 1 |
| 75/ | E100/150 -- 124" W/B | D5UZ 11107A81-B | Center | 1 |
| 10786 MEMBER (REAR FLOOR CROSS FRONT) | | | | |
| 75/77 | E100/350(89) | D5UZ 1110786-A | | 1 |
| 78/ | E100/350(89) | D8UZ 1110786-A | | 1 |
| 107A88 REINFORCEMENT (REAR FLOOR REAR CROSS MEMBER EXTENSION) | | | | |
| 75/ | E100/350 | D5UZ 11107A88-A | | 1 |
| 107A94 MEMBER (FLOOR PAN CORNER REAR) | | | | |
| 75/76 | E100/350 -- 138" and 158" W/B "Before Ser. C50,001" | D5UZ 11107A94-A | | 1 |
| 75/76 | E100/350 -- 124" W/B "Before Ser. C50,001" | D5UZ 11107A94-B | | 1 |
| 76/ | E100/350 -- 138" and 158" W/B "From Ser. C50,001" | D6UZ 11107A94-A | | 1 |
| 76/ | E100/350 -- 124" W/B "From Ser. C50,001" | D6UZ 11107A94-B | | 1 |
| 73/75 | F100(Regular and Super Cab) | D3TZ 10107A94-A | | 1 |
| 73/75 | F250(Regular Cab) -- 2/W/D | | | 1 |
| 73/75 | F250/350(Super Cab) | | | 1 |
| 76/77 | F100/150(Regular Cab) "Before Ser. Y80,001" | D6TZ 10107A94-A | | 1 |
| 76/77 | F250/350(Regular and Super Cab) -- 2/W/D "Before Ser. Y80,001" | | | 1 |
| 77/ | F100/250(Regular Cab) "From Ser. Y80,001" | D7TZ 10107A94-A | | 1 |
| 77/ | F250(Super Cab) "From Ser. Y80,001" | | | 1 |
| 73/75 | F250(Regular Cab) -- 4/W/D | D3TZ 25107A94-A | | 1 |
| 73/75 | F350(Regular Cab) | | | 1 |
| 73/75 | F250/350(Crew Cab) | | | 1 |
| 76/77 | F250(Regular Cab) -- 4/W/D "Before Ser. Y80,001" | D6TZ 25107A94-A | | 1 |
| 76/77 | F350(Regular Cab) "Before Ser. Y80,001" | | | 1 |
| 76/77 | F250/350(Crew Cab) "Before Ser. Y80,001" | | | 1 |
| 77/ | F350(Regular Cab) "From Ser. Y80,001" | D7TZ 25107A94-A | | 1 |
| 77/ | F250/350(Crew Cab) "From Ser. Y80,001" | | | 1 |
| 73/77 | F500(81) | D3TZ 50107A94-A | | 1 |

1973/79
TRUCK SERIES 100/500

BODY SECTION 000 23

| YEAR | MODEL/RESTRICTIONS | PART NUMBER | DESCRIPTION | QTY. |
|--|--|----------------------|-----------------------------------|------|
| 10844-5 EXTENSION (REAR FLOOR CROSS REAR MEMBER) | | | | |
| 75/ | E250(82) -- 138" W/B (exc. Super Wagon) | (RH) D5UZ 2510844-A | (LH) D5UZ 2510845-A With 3rd seat | 1 |
| 78/ | E150/350(Super Van/Wagon) | (RH) D8UZ 1510844-A | (LH) D8UZ 1510845-A | 1 |
| 10922 MEMBER (FRONT CROSS) | | | | |
| 73/74 | E100/300 -- 105" W/B | C8UZ 8910922-B | | 1 |
| 73/74 | E100/300 -- 123" W/B | | | 1 |
| 10928 PANEL (REAR FLOOR REAR SILL OUTER) | | | | |
| 73/74 | E100/300 | C8UZ 8910928-A | | 1 |
| 75/ | E100/350 | D5UZ 8910928-A | | 1 |
| 10946 REINFORCEMENT ASSY. (FRONT FLOOR PAN REAR) | | | | |
| 77/ | E100/350(89) -- flip seats | D7UZ 1110946-A | | 1 |
| 10952 MEMBER (REAR FLOOR CROSS INTERMEDIATE) | | | | |
| 75/ | E100/250 | D5UZ 2210952-A | | 1 |
| 75/77 | E100/350(89) | D5UZ 1110952-A | | 1 |
| 78/ | E100/350(89) | D8UZ 1110952-A | | 1 |
| 10976 SILL (FLOOR CROSS NO. 5) | | | | |
| 73/ | F100(83) | D3TZ 8310976-A | | 1 |
| 73/ | F250(83) -- 2/W/D | | | 1 |
| 110A14 DAMPER ASSY. (REAR VIBRATOR) | | | | |
| 74/77 | F100/350(Super Cab) | D4TZ 10110A14-A | | 1 |
| 111A12 EXTENSION (FRONT FLOOR PAN FRONT) | | | | |
| 73/74 | E100/300 | C8UZ 89111A12-A | | 1 |
| 111B20 REINFORCEMENT (REAR FLOOR PAN SEAT MOUNTING) | | | | |
| 73/74 | E100/300(82) -- 105" W/B | C8UZ 82111B20-A | Front | 1 |
| | | C8UZ 82111B20-B | Rear | 1 |
| 73/74 | E100/300(82) -- 123" W/B | C8UZ 82111B20-C | Front | 1 |
| | | C8UZ 82111B20-D | Rear | 1 |
| 75/ | E100(82A) -- 124" W/B w/third seat | D5UZ 12111B20-A | | 1 |
| 75/ | E100/350(82) -- 138" W/B w/third seat | D5UZ 22111B20-A | | 1 |
| 111A24-5 FILLER (REAR FLOOR) | | | | |
| 75/ | E100/350 | (RH) D5UZ 11111A24-A | (LH) D5UZ 11111A25-A | 1 |
| 11135 PAN (FRONT FLOOR) | | | | |
| 75/77 | E100/350 | D5UZ 1111135-A | | 1 |
| 78/ | E100/350 | D8UZ 1111135-A | | 1 |
| 73/77 | B-F500(84) | D3TZ 5011135-B | | 1 |
| 73/74 | F100/250(81) -- 2/W/D "Before Ser. T00,001 to T80,001" | D3TZ 1011135-A | | 1 |
| 74 | F100/250(81) -- 2/W/D "From Ser. T80,001" | D4TZ 1011135-A | | 1 |
| 74 | F250/350(Crew Cab) "Before Ser. T80,001" | | | 1 |
| 74 | F100/350(Super Cab) -- 3/M/T | D4TZ 1311135-A | | 1 |
| 74/75 | F100/350(Super Cab) -- 4/M/T | D4TZ 1311135-B | | 1 |
| 75 | F100/250(Regular and Crew Cab) -- 2/W/D with A/T or 3/M/T without In-Cab fuel tank | D5TZ 1011135-A | | 1 |
| 75 | F100/350(Super Cab) -- 2/W/D with A/T or 3/M/T | D5TZ 1311135-A | | 1 |
| 75 | F100/250(Regular and Crew Cab) -- 2/W/D and A/T or 3/M/T or with In-Cab fuel tank | D5TZ 1011135-B | | 1 |
| 75 | F100/250(exc. Super Cab) -- 2/W/D and 4/M/T w/o In-Cab fuel tank | D5TZ 1011135-C | | 1 |
| 75 | F100(exc. Super Cab) -- 4/W/D and C6 w/o In-Cab fuel tank | | | 1 |

OCTOBER, 1979

COPYRIGHT © 1979—

FORD MOTOR
COMPANY

—DEARBORN, MICHIGAN

NEW ISSUE

1973/79
TRUCK SERIES 100/500

| YEAR | MODEL/RESTRICTIONS | PART NUMBER | DESCRIPTION | QTY. |
|----------------------------------|---|----------------|-------------|------|
| 11135 PAN (FRONT FLOOR) — Cont'd | | | | |
| 75 | F100/250(exc. Super Cab) -- 2/W/D and 4/M/T w/In-Cab fuel tank | D5TZ 1011135-D | | 1 |
| 75 | F100(exc. Super Cab) -- 4/W/D and C6 w/In-Cab fuel tank | | | 1 |
| 75 | F250(exc. Super Cab) -- 4/W/D | D5TZ 2511135-A | | 1 |
| 75 | F350(exc. Super Cab) -- M/T | | | 1 |
| 75 | F350(Regular and Crew Cab) | D5TZ 3511135-A | | 1 |
| 76/77 | F100/250(Regular Cab) -- 2/W/D and A/T or 3/M/T without In-Cab fuel tank "Before Ser. Y00,001" | D6TZ 1011135-A | | 1 |
| 77 | F100/250(Regular Cab) -- 2/W/D and A/T or 3/M/T without In-Cab fuel tank "From Ser. Y00,001" | D7TZ 1011135-C | | 1 |
| 76/77 | F100/250(Regular Cab) -- 2/W/D with A/T or 4/M/T | D6TZ 1011135-B | | 1 |
| 76/77 | F100(Regular Cab) -- 4/W/D with 4/M/T without In-Cab fuel tank "Before Ser. 080,001" | | | 1 |
| 77 | F100/250(Regular Cab) -- 2/W/D and 4/M/T "From Ser. 080,001" | D7TZ 1011135-E | | 1 |
| 77 | F150/250(Regular Cab) -- 4/W/D without In-Cab fuel tank "From Ser. 080,001" | | | 1 |
| 76/77 | F100/250(Regular Cab) -- 2/W/D and A/T or 3/M/T with In-Cab fuel tank "Before Ser. 080,001" | D6TZ 1011135-C | | 1 |
| 77 | F150/250(Regular Cab) -- 2/W/D and A/T or 3/M/T with In-Cab fuel tank "From Ser. 080,001" | D7TZ 1011135-G | | 1 |
| 76/77 | F100/250(Regular Cab) 2/W/D with A/T or 4/M/T | D6TZ 1011135-D | | 1 |
| 76/77 | F100(Regular Cab) -- 4/W/D with 4/M/T with In-Cab fuel tank "Before Ser. 080,001" | | | 1 |
| 77 | F150(Regular Cab) -- 2/W/D with 4/M/T "From Ser. 080,001" | D7TZ 1011135-F | | 1 |
| 77 | F250(Regular Cab) -- 2/W/D with 4/M/T and 133" W/B "From Ser. 080,001" | | | 1 |
| 77 | F150/250(Regular Cab) -- 4/W/D with In-Cab fuel tank "From Ser. 080,001" | | | 1 |
| 78/ | F100/250(Regular Cab) -- 4/M/T | D8TZ 1011135-A | | 1 |
| 78/ | F100/250(Regular Cab) -- A/T or 3/M/T | D8TZ 1011135-B | | 1 |
| 76/77 | F100/350(Super Cab) -- A/T or 3/M/T "Before Ser. Y00,001" | D6TZ 1311135-A | | 1 |
| 76/77 | F100/350(Super Cab) -- 4/M/T "Before Ser. Y00,001" | D6TZ 1311135-B | | 1 |
| 77 | F100/350(Super Cab) -- A/T or 3/M/T "From Ser. Y00,001" | D7TZ 1311135-A | | 1 |
| 77 | F100/350(Super Cab) -- 4/M/T "From Ser. Y00,001" | D7TZ 1311135-B | | 1 |
| 78/ | F100/350(Super Cab) -- 2/W/D | D8TZ 1311135-A | | 1 |
| 78/ | F150/350(Super Cab) -- 4/W/D | D8TZ 1311135-A | | 1 |

1973/79
TRUCK SERIES 100/500

BODY SECTION 000 25

| YEAR | MODEL/RESTRICTIONS | PART NUMBER | DESCRIPTION | QTY. |
|---|--|----------------------|--|---------------|
| 11135 PAN (FRONT FLOOR) — Cont'd | | | | |
| 76 | F250(Regular Cab) -- 4/W/D | D6TZ 2511135-A | | 1 |
| 76 | F350(Regular Cab) -- 3/M/T | | | |
| 77 | F350(Regular Cab) -- M/T | D7TZ 2511135-B | | 1 |
| 77 | F250/350(Crew Cab) | | | 1 |
| 76/77 | F350(Regular Cab) -- A/T "Before Ser. 080,001" | D6TZ 3511135-A | | 1 |
| 77 | F350(Regular Cab) -- A/T "From Ser. 080,001" | D7TZ 3511135-A | | 1 |
| 78/ | F350(Regular Cab) -- A/T | D8TZ 3511135-A | | 1 |
| 78/ | F350(Regular Cab) -- M/T | D8TZ 3511135-B | | 1 |
| 78/ | F250/350(Crew Cab) | | | 1 |
| 73/74 | F250(81) -- 4/W/D, F350(81) | D3TZ 3511135-A | | 1 |
| 73/74 | F350(84) | C7TZ 8411135-A | | 1 |
| 73/77 | F500(81) | D3TZ 5011135-A | | 1 |
| 11140-1 PAN (FRONT FLOOR) | | | | |
| 73/74 | E100/300 | (RH) C8UZ 8911140-A | (LH) C8UZ 8911141-A | 1 |
| 11142-3 EXTENSION (FLOOR PAN SIDE) | | | | |
| 73/77 | B-F100/500(84) | (RH) C7TZ 8411142-A | (LH) C7TZ 8411143-A | 1 |
| 78/ | F100/350(84) | | | 1 |
| 75/78 | E100/350 "Before Ser. CE0,001" | (RH) D5UZ 1111142-A | (LH) D6UZ 1111143-A | 1 |
| 78/ | E100/350 "From Ser. CE0,001" | (RH) D8UZ 1111142-A | (LH) D8UZ 1111143-A | 1 |
| 111A52-3 EXTENSION (REAR FLOOR SIDE REAR) | | | | |
| 73/74 | E100/300 -- 105" W/B | (RH) C8UZ 89111A52-A | (LH) C8UZ 89111A53-A | 1 |
| 73/74 | E100/300 -- 123" W/B | (RH) C8UZ 89111A52-B | (LH) C8UZ 89111A53-B | 1 |
| 75/ | E100/350 | D5UZ 11111A53-A | Attaches to cross member intermediate | 1 |
| 111A64 REINFORCEMENT (REAR FLOOR FRONT) | | | | |
| 78/ | F100/350(99) -- w/rallye bar | D8TZ 99111A64-A | | 8 |
| 111A68 BRACKET (FLOOR SIDE REAR EXTENSION REINFORCEMENT) | | | | |
| 73/74 | E100/300 | C8UZ 89111A68-A | | 2 |
| 11174 REINFORCEMENT (PASSENGER SEAT FLOOR PAN)—Improvise unless listed below | | | | |
| 75/77 | E100/350(89) -- w/flip seat "Before Ser. Y60,001" | D5UZ 1111174-A | | 1 |
| 77/ | E100/350(89) -- w/flip seat "From Ser. Y60,001" | D7UZ 1111174-A | | 1 |
| 73/74 | E200/300(82A) -- 105" W/B | (RH) D2UZ 2211174-A | (LH) D2UZ 2211174-B | 1 3rd seat |
| 111A74-5 PLATE (FRONT FLOOR PAN ACCESS HOLE COVER) | | | | |
| 73/74 | E100/300 | (RH) C8UZ 89111A74-A | (LH) C8UZ 89111A75-A | 1 |
| | | 52012-S8 | (U-202)-screw-No. 8-18 x 3/8" | 2or4 |
| 111B78 PLATE (FLOOR PAN HAND BRAKE OPENING COVER) | | | | |
| 73/77 | B500 | C7TZ 84111B78-A | | 1 |
| 111B80 PLATE (FLOOR TO FRAME BRACE ACCESS HOLE COVER) | | | | |
| 73/ | F100/350 | C5TZ 81111B80-A | | 2 |
| | | 42127-S8 | (U-248-C)-screw-hex. head-No. 10-12 x 1/2" | 8 |
| 11215 PAN (REAR FLOOR) | | | | |
| 73/74 | E100/300 -- 105" W/B | D2UZ 2111215-A | | 1 |
| 73/74 | E100/300 -- 123" W/B | D2UZ 1111215-B | | 1 |
| 75/77 | E100/150 -- 124" W/B | D5UZ 1111215-B | | 1 |
| 78/ | E100/350 -- 124" W/B | D8UZ 1111215-B | | 1 |
| 75/76 | E100/150 -- 138" W/B | D5UZ 1111215-A | | 1 |
| 78/ | E100/350 -- 138" W/B | D8UZ 1111215-A | | 1 |
| 75/76 | E250/350 -- 138" W/B | D5UZ 2511215-A | | 1 |
| 77 | E100/350 -- 138" W/B | D7UZ 2511215-A | | 1 |
| 78/ | E250/350 -- 138" W/B | D8UZ 2511215-A | | 1 |
| 73/77 | F250(99) -- 4/W/D "Before Ser. Y40,001" | D3TZ 9911215-C | | 1 |
| 73/77 | F350(99 Crew Cab) -- 4/W/D | | | 1 |

1973/79
TRUCK SERIES 100/500

| YEAR | MODEL/RESTRICTIONS | PART NUMBER | DESCRIPTION | QTY. |
|---|--|----------------------|---|---------------|
| 11215 PAN (REAR FLOOR) — Cont'd | | | | |
| 73/ | F350(99) -- 140" W/B | D8TZ 9911215-A | | 1 |
| 73/ | F100/350(99) -- 116" & 138" | D8TZ 9911215-B | | 1 |
| 73/ | F250(99 Crew Cab) | | | 1 |
| 73/ | F100/350(99) -- 133" & 155" W/B - 2/W/D | D8TZ 9911215-C | | 1 |
| 73/ | F250(99) -- 133" W/B - 4/W/D | | | 1 |
| 73/77 | F250(99 Crew Cab) | D4TZ 9911215-A | | 1 |
| 78/ | F250(99 Crew Cab) | D8TZ 9911215-D | | 1 |
| 112B22 DEFLECTOR (REAR FLOOR HEAT CENTER) | | | | |
| 75/76 | E100/350 | D5UZ 11112B22-A | | 1 |
| 112B26 DEFLECTOR (REAR FLOOR HEAT FRONT) | | | | |
| 75/ | E100/350 | D5UZ 11112B26-A | | 1 |
| 75/77 | E100/350 | D5UZ 1111428-A | | 1 |
| 78/ | E150/250 -- Calif. w/Camper pkg. | D8UZ 1111428-A | | 1 |
| 78/ | E100/350 | D8UZ 1111428-B | | 1 |
| 75 | F100/350(Regular and Crew Cab) | D5TZ 10112B26-A | | 1 |
| 78/ | F100/250(83) | D8TZ 83112B26-A | | 1 or 3 |
| 76/78 | F100/350(Regular and Crew Cab) | D6TZ 10112B26-A | | 1 |
| 77 | F250(99) -- 4/W/D-Calif. | D7TZ 99112B26-C | | 1 |
| 78/ | F100/350(99) -- 133" & 155" W/B | | Rear | 1 |
| 75/76 | F100/350(Super Cab) | D5TZ 13112B26-A | | 1 |
| 78/ | F100/350(99) | D8TZ 99112B26-A | 6 ft. box | 1 |
| 78/ | F100/350(99) | D8TZ 99112B26-C | 8 ft box | 1 |
| 112B28 DEFLECTOR (REAR FLOOR PAN REAR HEAT) | | | | |
| 73/74 | E100/300 | C8UZ 89112B28-A | | 1 |
| 75/ | E100/350 -- 124" W/B | D5UZ 11112B28-B | | 1 |
| 75/ | E100/350 -- 138" W/B | D5UZ 11112B28-A | | 1 |
| 75/76 | F100/350(Super Cab) | D5TZ 13112B28-AA | | 1 |
| 75/ | F100/250(83) | D5TZ 10112B28-A | | 1 |
| 73/74 | E100/300 | 55981-S2 | (U-254-E)-screw-hex. washer head-1/4"-14 x 1/2" | 4 |
| 112B32 DEFLECTOR (FRONT FLOOR PAN REAR HEAT) | | | | |
| 75/ | E100/350 | D5UZ 11112B32-A | | 1 |
| 78/ | F150/250(Regular Cab) -- Calif. | D8TZ 10112B32-A | | 1 |
| 11240-1 REINFORCEMENT (FRONT FLOOR PAN SEAT TRACK INNER) | | | | |
| 75/78 | E100/350 "Before Ser. AG0,001"(RH) | D5UZ 1111240-A | (LH) D5UZ 1111241-A | 1 |
| 78/ | E100/350 "From Ser. AG0,001"(RH) | D8UZ 1111240-A | (LH) D8UZ 1111241-A | 1 |
| 112B42-3 EXTENSION (FRONT FLOOR PAN REAR) | | | | |
| 75/ | E250/350(Cutaway Cab) | (RH) D5UZ 33112B42-A | (LH) D5UZ 33112B43-A | 1 |
| 11252-3 EXTENSION (REAR FLOOR PAN SIDE REAR) | | | | |
| 75/ | E100/150 -- 124" W/B | (RH) D5UZ 1111252-B | (LH) D5UZ 1111253-B | 1 |
| 75/77 | E100/150 -- 138" W/B | (RH) D5UZ 1111252-A | (LH) D5UZ 1111253-A | 1 |
| 78/ | E100/350 -- 138" W/B(exc. Super Van/Wagon) | (RH) D5UZ 1111252-A | (LH) D8UZ 1111253-A | 1 |
| 78/ | E150/350(Super Van/Wagon) | (RH) D8UZ 1511252-A | (LH) D8UZ 1511253-A | Less notches |
| | | (RH) D8UZ 1511252-B | (LH) D8UZ 1511253-B | Incl. notches |
| 11A270-1 BRACE (FLOOR TO FRAME) | | | | |
| 73/ | F100/350 | (RH) D3TZ 10112A70-A | (LH) D3TZ 10112A71-A | 1 |
| 112B70 BRACKET (REAR FLOOR PAN SEAT MOUNTING) | | | | |
| 73/74 | E200/300(82) -- 123" W/B | D2UZ 22112B70-A | 3rd seat | 1 |
| 11274 BRACKET (FRONT FLOOR HEAT REAR DEFLECTOR) | | | | |
| 78/ | F150/250(Regular Cab) -- Calif. only | D8TZ 1011274-A | | 1 |
| 78/ | F150/250(Super Cab) -- Calif. only | D8TZ 1311274-A | | 1 |

1973/79
TRUCK SERIES 100/500

BODY SECTION 000 27

| YEAR | MODEL/RESTRICTIONS | PART NUMBER | DESCRIPTION | QTY. |
|--|---|----------------------|----------------------------|------|
| 11274 BRACKET (FRONT FLOOR HEAT REAR DEFLECTOR) — Cont'd | | | | |
| 78/ | F250/350(Crew Cab) — Calif. only | D8TZ 2511274-A | | 1 |
| 112B76-7 REINFORCEMENT (REAR FLOOR PANSEAT MOUNTING FRONT) | | | | |
| 78/ | E150/350(Super Wagon) | D8UZ 26112B76-A | With 3rd,4th,and 5th seat | AR |
| 79 | E100/350 — 138" W/B-w/quad Captain's chairs | (RH) D9UZ 11112B76-A | (LH) D9UZ 11112B77-A | 1 |
| 79 | E100/350 — 124" W/B | (RH) D9UZ 11112B76-A | (LH) D9UZ 11112B77-B | 1 |
| 113A18 COVER (FRONT FLOOR PAN BODY BOLT ACCESS) | | | | |
| 73/77 | F500(81) | C7TZ 81113A18-A | | 2 |
| | | ★55881-S2 | Screw-1/4"-14 x 1/2" | 6 |
| 11323 PANEL (REAR FLOOR SILL INNER) | | | | |
| 73/74 | E100/300 | C8UZ 8911323-A | | 1 |
| 75/ | E100/350 | D7UZ 1111323-A | | 1 |
| 113B32 SPACER (REAR FLOOR REAR SILL PANEL) | | | | |
| 75/ | E100/350 | D5UZ 11113B32-A | | 2 |
| 113B34 PLATE (REAR SEAT MOUNTING) | | | | |
| 78/ | E150/350(Super Wagon) | D8UZ 26113B34-A | With 3rd,4th, and 5th seat | AR |
| 113B36 REINFORCEMENT ASSY. (REAR FLOOR PANSEAT MOUNTING REAR) | | | | |
| 78/ | E150/350(Super Wagon) | D8UZ 26113B36-A | With 3rd, 4th and 5th seat | AR |
| 113A44-5 EXTENSION (REAR FLOOR PAN SIDE FRONT) | | | | |
| 75/ | E100/350 — 138" W/B -w/o auxiliary fuel tank | (RH) D5UZ 11113A44-A | (LH) D5UZ 11113A45-A | 1 |
| 75/ | E100/350 — 138" W/B -w/auxiliary fuel tank | (RH) D5UZ 11113A44-A | (LH) D5UZ 11113A45-C | 1 |
| 75/ | E100/350 — 124" W/B | (RH) D5UZ 11113A44-A | (LH) D5UZ 11113A45-B | 1 |
| 11347 REINFORCEMENT (FRONT FLOOR PAN BODY BOLT HOLE) | | | | |
| 75/ | E100/350 | D5UZ 1111347-A | | 2 |
| 11348 REINFORCEMENT (FLOOR PAN NO. 1 BODY BOLT HOLE) | | | | |
| 75/ | E100/350 | D5UZ 1111348-A | | 2 |
| 11360 PAN (REAR FLOOR REAR) | | | | |
| 78/ | E150/350(Super Wagon) | D8UZ 1511360-A | | 1 |
| 113A88-9 EXTENSION (FLOOR PAN SIDE INTERMEDIATE) | | | | |
| 75/ | E100/350 — 138" W/B | (RH) D5UZ 11113A88-A | (LH) D5UZ 11113A89-A | 1 |
| 11398 DEFLECTOR (FRONT FLOOR FRONT HEAT) | | | | |
| 73/76 | F100/350(81) — 8 cyl. with A/C | D3TZ 1011398-A | | 1 |
| 75/ | E100/350 | D5UZ 1111398-A | | 1 |
| 78 | F150/250(Regular Cab) — Calif. only | D8TZ 1011398-A | | 1 |
| 78 | F250(Crew Cab) — Calif. only | | | 1 |
| 79 | F100/350(exc. Super Cab) | D9TZ 1011398-A | | 1 |
| 78 | F150/250(Super Cab) — Calif. only | D8TZ 1311398-A | | 1 |
| 79 | F100/350(Super Cab) | D9TZ 1311398-A | Front | 1 |
| 78 | F150/250(Super Cab) — Calif. only | D8TZ 1311398-B | Center | 1 |
| 79 | F100/350(Super Cab) | | | 1 |
| 11418-9 FILLER (REAR FLOOR TO WHEELHOUSE) | | | | |
| 73/74 | E100/300 — 105" W/B | C8UZ 8911419-A | L.H. | 1 |
| 73/74 | E100/300 — 123" W/B | (RH) C8UZ 8911418-A | (LH) C8UZ 8911419-B | 1 |
| 11428 Refer to group 112B26 | | | | |
| 11430 SHIELD (REAR FLOOR PAN HEAT) | | | | |
| 75/77 | E100/350 | D5UZ 1111430-A | Front | 1 |
| 78/ | E100/350(exc. Super Van/Wagon) | D8UZ 1111430-A | Front | 1 |
| 75/78 | E100/350(exc. Super Van/Wagon) | D5UZ 1111430-B | Rear | 1 |
| 78/ | E100/350 — 124" W/B-w/rear carpets or mats | D8UZ 1111430-B | | 1 |
| 78/ | E150/350(Super Van/Wagon) | D8UZ 1611430-A | | 1 |
| 79 | E100/350 — w/quad Captain's chairs | D9UZ 1111430-A | | 1 |
| 79 | E100/250 — w/300 or 460 C.I.D. engine 138" W/B | D9UZ 1111430-B | | 1 |
| 79 | E100/250 — w/300 or 460 C.I.D. engine 124" W/B | D9UZ 1111430-C | | 1 |

APRIL, 1980

COPYRIGHT © 1980—

FORD MOTOR
COMPANY

—DEARBORN, MICHIGAN

CHANGE 1

1973/79
TRUCK SERIES 100/500

| YEAR | MODEL/RESTRICTIONS | PART NUMBER | DESCRIPTION | QTY. |
|---|--|----------------------|---|-------|
| 114A31 FILLER (REAR FLOOR SIDE SILL FRONT) | | | | |
| 73/74 | E100/300 | C8UZ 89114A31-A | | 1 |
| 114A32-3 EXTENSION (REAR FLOOR SIDE SILL LOWER) | | | | |
| 73/74 | E100/300 -- w/sliding door | (RH) D2UZ 11114A32-A | (LH) C8UZ 89114A33-A | 1 |
| 73/74 | E100/300 -- w/hinged side door | (RH) C8UZ 89114A32-A | (LH) C8UZ 89114A33-A | 1 |
| 73/74 | E300(Cutaway Cab) | | | 1 |
| 114A34-5 FILLER (REAR FLOOR SIDE SILL) | | | | |
| 73/74 | E100/300 -- 105" W/B with sliding door | (RH) D2UZ 11114A34-A | (LH) C8UZ 89114A35-A | 1 |
| 73/74 | E100/300 -- 105" W/B with hinged side door | (RH) C8UZ 89114A34-B | (LH) C8UZ 89114A35-A | 1 |
| 73/74 | E100/300 -- 123" W/B with hinged side doors | (RH) C8UZ 89114A34-A | (LH) C8UZ 89114A35-A | 1 |
| 73/74 | E300(Cutaway Cab) | | | 1 |
| 114A37 FILLER (REAR FLOOR SIDE CENTER) | | | | |
| 73/74 | E100/300 -- 123" W/B | C8UZ 89114A37-A | L.H. | 1 |
| 11442 SHIELD (FRONT FLOOR PANHEAT) | | | | |
| 77/78 | F100/350 | D8TZ 1011442-A | | 1 |
| 79 | F100/350 | D9TZ 1011442-A | | 1 |
| 11493 INSULATOR (FLOOR PAN UNDER REAR SEAT SOUND) | | | | |
| 79 | E100/350 -- with 302 engine | D9BZ 5411493-A | | 1 |
| 11644 MEMBER (REAR FLOOR FRONT CROSS) | | | | |
| 73/74 | E100/200 | C8UZ 8911644-A | | 1 |
| 73/74 | E300 | C8UZ 8911644-B | | 1 |
| 75/ | E100/250(82) | D5UZ 2211644-A | | 1 |
| 12110 PLATE (FLOOR TRANSMISSION COVER) | | | | |
| 73/77 | B500 | C7TZ 8412110-A | | 1 |
| 74/77 | F500 | D6TZ 6012110-A | Cut to fit | 1 |
| 73/76 | F100/350 | D3TZ 1012110-A | | 1 |
| 77/ | F100/350 -- 4/W/D | D7TZ 1012110-D | | 1 |
| 77/ | F100/350 -- 2/W/D | D7TZ 1012110-E | | 1 |
| 73/ | F100/350 | ★55915-S2 | Screw-hex washer head-1/4"-14 x 1" | 5or11 |
| | | 45261-S2 | (M-141-K)-nut-spring-1/4"-14 | 5or11 |
| 12118-9 REINFORCEMENT (FLOOR TRANSMISSION COVER) | | | | |
| 73/77 | F500(81) | (RH) D3TZ 5012118-A | (LH) D3TZ 5012119-A | 1 |
| 12122-3 SEAL (FLOOR TRANSMISSION COVER PLATE) | | | | |
| 73/77 | B500 | (RH) C7TZ 8412122-A | (LH) C7TZ 8412123-A | 1 |
| 73/77 | F500(81) | C7TZ 8112122-A | | 1 |
| 12130 PAD (TRANSMISSION COVER WEATHER) | | | | |
| 73/ | F100/350 -- 2/W/D with 4/M/T | D1TZ 1012130-A | | 1 |
| 73/ | F100/250 -- 4/W/D with N.P. 435 trans | | | 1 |
| 12232 PLATE (FLOOR TRANSMISSION COVER ACCESS HOLE) | | | | |
| 73/ | F100(81) -- 4/W/D | D3TZ 1012232-A | | 4 |
| 73/ | F350(81 Regular and Super Cab) -- C/M trans. | C5TZ 8112232-A | | 1 |
| | | 350754-S8 | (UU-86)-screw-pan head. -No. 10-16 x 1/2" | AR |
| 12605 STRIP (FLOOR SKID)-Also refer to group 5145 | | | | |
| 76/ | F100(83) | D6TZ 8312605-A | 6 3/4' Box | 6 |
| 12620 "U" BOLT (FLOOR PAN TO FRAME FRONT and REAR) | | | | |
| 73 | F350(80) "Before Ser. R40,001" | BDAF 8012620-B | 18 1/4" long | AR |
| 73/ | F350(80) -- 160" W/B "From Ser. R40,001" | D3TZ 8012620-A | | AR |
| 73/ | F350(80) -- 136" W/B | D3TZ 3512620-A | | AR |
| 13100 RETAINER (FLOOR CARPET CENTER) | | | | |
| 78 | F100/350 "Before Ser. CE0,001" | D8TZ 1013100-A | Oblong | 1 |
| 78/ | F100/350 "From Ser. CE0,001" | D8TZ 1013100-C | Oblong | 1 |
| 78/ | E100/350 | D8TZ 1013100-B | Round | 1 |
| 78/ | F100/350 | | | 1 |

**1973/79
TRUCK SERIES 100/500**

BODY SECTION 000 29

| YEAR | MODEL/RESTRICTIONS | PART NUMBER | DESCRIPTION | QTY. |
|---|------------------------------------|--|--|--------|
| 13132-3 RETAINER (FLOOR MAT)-Incl. attaching parts | | | | |
| 73/74 | E100/300 | (RH) C8UZ 8213132-A | (LH) C8UZ 8213133-A | 1 |
| 13208-9 PLATE (DOOR SCUFF) | | | | |
| 73/74 | E100/300 | (RH) C8UZ 8213208-A | (LH) C8UZ 8913209-A | 1or2 |
| 73/ | F250/350(Crew Cab) | | Front-L shaped | 1 |
| 75/ | E100/350 | (RH) D5UZ 1113208-A | (LH) D5UZ 1113209-A | 1 |
| 76/ | E100/350 | (RH) D6UZ 1113208-A | (LH) D5UZ 1113209-A | 1 |
| 75/ | E100/350 | (RH) D5UZ 1113208-B | (LH) D5UZ 1113209-B | 1 |
| 73/75 | F100/500(Regular Cab and Crew Cab) | (RH) ★ D3TZ 1013208-A r/bD6TZ 1013208-A(1/80) | (LH) ★ D3TZ 1013209-A r/bD6TZ 1013209-A(7/79) | 1or2 |
| 76/ | F100/350(Regular Cab and Crew Cab) | (RH) D6TZ 1013208-A | (LH) D6TZ 1013209-A | 1or2 |
| 74/ | F100/350(Super Cab) | (RH) D4TZ 1013208-A | (LH) D4TZ 1013209-A | 1 |
| 73/74 | E100/300 | 55974-S45X | (U-316-D)-screw-No. 8-18 x 3/4" | 10 |
| 13228 PLATE (BODY SIDE DOOR SCUFF) | | | | |
| 73/74 | E100/300 -- w/floor step | D2UZ 1213228-A | For body side door-U shaped | 1 |
| 73/74 | E100/300 -- w/o floor step | D0UZ 8213228-A | For body side or back door-straight | 1 or 2 |
| | | 55974-S45X | (U-316-D)-screw-No. 8-18 x 3/4" | 8 |
| 75 | E100/350 -- w/floor step | D5UZ 1113228-A | For body side door | 1 |
| 76/ | E100/350 | D6UZ 1113228-A | | 1 |
| 13504 SHELF ASSY. (UTILITY) | | | | |
| 79 | E100/350 -- w/folddown rear seat | D9UZ 1213504-A | Blue | 1 |
| | | D9UZ 1213504-B | Jade | 1 |
| | | D9UZ 1213504-C | Saddle | 1 |
| | | D9UZ 1213504-D | Sand | 1 |
| 13530 TRAY (UTILITY)-Paint to match | | | | |
| 73/74 | E100/300 -- 6 cyl. | D3UZ 1113530-A | | 1 |
| 73/74 | E100/300 -- 8 cyl. | D3UZ 1113530-B | | 1 |
| 73/74 | E100/300 | ★371353-S32 | Nut | 1 |

**1973/79
TRUCK SERIES 100/500**

BODY BOLT CHART

INSTRUCTIONS

Truck bodies for Conventional Cabs (body type 81) and Pickups (body types 83 and 99) are assembled to the frame by various bolts and related parts, also the radiator support on F100/350.

The illustrations on the next page show typical examples of a Conventional Cab frame and a Pickup frame. The body bolt locations are numbered consecutively beginning at the radiator support from 1 to 9 as required for F100/350 and 1 and 2 for F500. For quick identification the related parts used at each location are arranged alphabetically as follows.

Absorbers Bolts Insulators Nuts Retainers Washers

TO USE BODY BOLT CHART

- 1) Determine the location of the parts required by referring to the illustrations.
- 2) Select the necessary parts listed for each location.

For example:

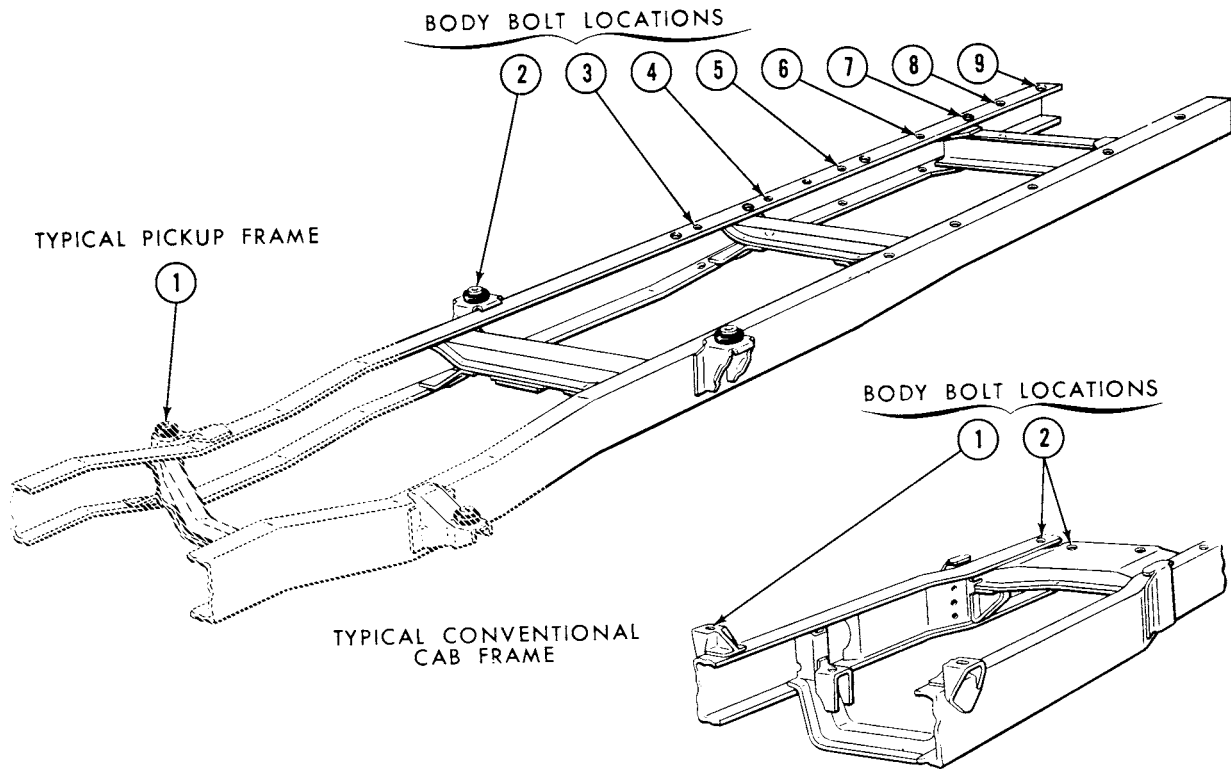
To find the parts necessary to install a 1973/ F250 Pickup at the front mount:

- 1) Refer to the illustration and determine that the front cab mount is the No. 2 Location.
- 2) Refer to the chart under Body Bolt Location No. 2.
- 3) The parts required are:

| NAME | PART NUMBER | NAME | PART NUMBER |
|-------------------------|------------------------------|----------------|----------------|
| Absorber-retainer-upper | D3TZ 1000396-B | Retainer-lower | C9TZ 8100157-A |
| Absorber-lower Bolt | D3TZ 1000155-A ★382923-S2 | Washer | ★385127-S2 |

PARTS NOT AVAILABLE FOR SERVICE

Parts identified by a black star ★ are not available for service and must be improvised or procured locally.



P-10082

1973/ TYPICAL TRUCK FRAMES SHOWING BODY BOLT LOCATIONS

**1973/79
TRUCK SERIES 100/500**

| BODY BOLT CHART | | | | | |
|---|--------------------------------|--|--------------------------------|--|-----------------|
| YEAR | MODEL | PART NAME | PART NUMBER OR REMARKS | | |
| BODY BOLT LOCATION NO. 1 | | | | | |
| 73/77 | B500 | Bolt-shoulder-3/8"-16 x 3 5/8"-Black | ★381528-S2 | | |
| | | Bolt-shoulder-3/8"-16 x 3 3/4"-Green | ★384719-S2 | | |
| | | Bolt-shoulder-3/8"-16 x 3 7/8"-Tan | ★384718-S2 | | |
| | | Bolt-shoulder-3/8"-16 x 4"-Blue | ★384717-S2 | | |
| | | Bolt-shoulder-3/8"-16 x 4 1/8"-White | ★384716-S2 | | |
| | | Cushion | D4TZ 5000294-A | | |
| | | Nut-hex-3/8"-16 | 34987-S2 (M-89-CF) | | |
| | | Spacer-washer-flat-1/2" | 356606-S8 (XX-184) | | |
| 73/74 | F100/350 | Washer-flat-3/8" | 351385-S7 (XX-158) | | |
| | | Absorber-retainer assy.-upper | D3TZ 1000396-C | | |
| | | Absorber-lower-31/32" I.D. x 2 9/32" O.D. x 7/8" thick | D3TZ 1000155-B | | |
| | | Bolt-hex. hd.-7/16"-14 x 3 1/4" | ★382923-S2 | | |
| | | Retainer-lower | D3TZ 1000157-A | | |
| | | Shim | ★C3AA 6200145-C | | |
| | | Washer-flat-1/2" | 44735-S8 (X-32) | | |
| | | 75/ | F100/350(Regular and Crew Cab) | Absorber-retainer assy.-upper | D3TZ 1000396-C |
| Absorber-lower-31/32" I.D. x 2 9/32" O.D. x 7/8" thick | D3TZ 1000155-B | | | | |
| Bolt-hex. hd.-7/16"-14 x 3 1/4" | ★382923-S2 | | | | |
| Retainer-lower | D4TZ 1000157-B | | | | |
| Shim | ★C3AA 6200145-C | | | | |
| Washer-flat-1/2" | 44735-S8(X-32) | | | | |
| 73/77 | F500(81) | | | Bolt-hex. hd.-1/2"-13 x 4 3/4" | ★383657-S2 |
| | | | | Cushion | ★C1TB 8100272-A |
| | | Nut-hex-1/2"-13 | 55697-S8 (M-89-F) | | |
| | | Shim | C9TZ 8100145-A | | |
| | | Spacer-upper | C7TZ 8100130-A | | |
| | | Spacer-lower | ★C1TB 8100134-A | | |
| | | Washer-flat-1/2" | 44735-S8 (X-32) | | |
| | | Retainer | ★C1TB 8100222-A | | |
| 73/77 | F500(84) | Bolt-shoulder-3/8"-16 x 3 5/8"-Black | ★381528-S2 | | |
| | | Bolt-shoulder-3/8"-16 x 3 3/4"-Green | ★384719-S2 | | |
| | | Bolt-shoulder-3/8"-16 x 3 7/8"-Tan | ★384718-S2 | | |
| | | Bolt-shoulder-3/8"-16 x 4"-Blue | ★384719-S2 | | |
| | | Bolt-shoulder-3/8"-16 x 4 1/8"-White | ★384716-S2 | | |
| | | Cushion | C7TZ 8100294-A | | |
| | | Nut-hex.-3/8"-16 | 34987-S2 (M-89-CF) | | |
| | | Spacer-washer-flat-1/2" | 356606-S8 (XX-184) | | |
| | | Washer-flat-3/8" | 351385-S7 (XX-158) | | |
| | | BODY BOLT LOCATION NO. 2 | | | |
| | | 73/74 | F100/350(81) | Absorber-retainer assy.-upper | D3TZ 1000396-B |
| | | | | Absorber-lower-15/16" I.D. x 2 5/8" O.D. x 1 3/8" thick | D3TZ 1000155-A |
| Bolt-hex. hd. 7/16"-14 x 3 1/4" | ★382923-S2 | | | | |
| Retainer-lower | C9TZ 8100157-A | | | | |
| 75/ | F100/350(Regular and Crew Cab) | Washer-flat-7/16" | ★385127-S2 | | |
| | | Absorber-retainer assy.-upper | D3TZ 1000396-B | | |
| | | Absorber-lower-15/16" I.D. x 2 5/8" O.D. x 1 3/8" thick | D3TZ 1000155-A | | |
| | | Bolt-hex. hd.-7/16"-14 x 5 1/4" | 384630-S2(BB-546-BU) | | |
| | | Retainer-lower | D4TZ 1000157-A | | |
| | | Washer-flat-7/16" | ★385127-S2 | | |

**1973/79
TRUCK SERIES 100/500**

BODY SECTION 000 33

| BODY BOLT CHART | | | |
|--|--------------------------------|--|------------------------|
| YEAR | MODEL | PART NAME | PART NUMBER OR REMARKS |
| BODY BOLT LOCATION NO. 2 — Cont'd | | | |
| 73/77 | F500(81) | Bolt-hex. hd.-1/2"-13 x 4" | ★ 58685-S2 |
| | | Cushion | ★ C8TA 8100228-A |
| | | Retainer | ★ C1TB 8100282-A |
| | | Spacer | ★ C8TA 8100226-A |
| | | Nut-hex.-1/2"-13 | 55697-S8 (M-89-F) |
| BODY BOLT LOCATION NO. 3 | | | |
| 73/74 | F100/350(81) | Absorber-retainer assy.-upper | D3TZ 1000396-A |
| | | Absorber-lower-15/16" I.D. x 2 5/8" O.D. x 1 15/16" thick | C7TZ 8100155-A |
| | | Bolt-hex. hd.-7/16"-14 x 3 3/4" | ★ 56371-S2 |
| | | Retainer-lower | C9TZ 8100157-A |
| | | Washer-flat-1/2" | 44735-S8 (X-32) |
| 75/ | F100/350(Regular and Crew Cab) | Absorber-retainer assy.-upper | D3TZ 1000396-A |
| | | Absorber-lower-15/16" I.D. x 2 5/8" O.D. x 1 15/16" thick | C7TZ 8100155-A |
| | | Bolt-hex. hd.-7/16"-14 x 5 1/4" | 384630-S2(BB-546-BU) |
| | | Retainer-lower | D4TZ 1000157-A |
| | | Washer-flat-7/16" | 44735-S8(X-32) |
| BODY BOLT LOCATION NO. 4 | | | |
| 73/ | F100/250(83) | Nut-lock-1/2"-13 | 33773-S2 (M-89-M) |
| | | Nut & retainer assy.-1/2"-13 | 382282-S2 (MM-192-QE) |
| | | Screw-rd. washer head tapping- No. 8-18 x 1/2" | ★ 56902-S2 |
| | | Screw-philips hd.-1/2"-13 | ★ 384913-S40 |
| | | Spacer | ★ D3TB 83107A36-C |
| 73/ | F100/350(99) | Washer-1/2" | 351460-S8 (XX-37) |
| | | Bolt-step-1/2"-13 x 3 3/4" | ★ 384865-S40 |
| | | Nut-lock-1/2"-13 | 33773-S2 (M-89-M) |
| | | Nut and retainer assy.-1/2"-13 | 385282-S2 (MM-192-CM) |
| | | Bolt-1/2"-13 x 4 3/4" truss head | 385283-S40 (BB-822-K) |
| BODY BOLT LOCATION NO. 5 | | | |
| 73/ | F100/250(83) | Nut-lock-1/2"-13 | 33773-S2 (M-89-M) |
| | | Screw-rd. washer head tapping- No. 8-18 x 1/2" | ★ 56902-S2 |
| | | Screw-philips hd.-1/2"-13 | ★ 384913-S40 |
| | | Spacer | ★ D3TZ 83107A36-B |
| | | Spacer | ★ D3TB 83107A36-A |
| 73/ | F100/350(99) | Washer-1/2" | 351460-S8 (XX-37) |
| | | Bolt-step-1/2"-13 x 3 3/4" | ★ 384865-S40 |
| | | Nut-lock-1/2"-13 | 33773-S2 (M-89-M) |
| BODY BOLT LOCATION NO. 6 | | | |
| 73/ | F100/250(83) | Nut-lock-1/2"-13 | 33773-S2 (M-89-M) |
| | | Screw-rd. washer head tapping- No. 8-18 x 1/2" | ★ 56902-S2 |
| | | Screw-philips hd.-1/2"-13 | ★ 384913-S40 |
| | | Spacer | ★ D3TB 83107A36-B |
| | | Spacer | ★ D3TB 83107A36-A |
| 73/ | F100/350(99) | Washer-1/2" | 351460-S8 (XX-37) |
| | | Bolt-step-1/2"-13 x 3 3/4" | ★ 384865-S40 |
| | | Nut-lock-1/2"-13 | 33773-S2(M-89-M) |

**1973/79
TRUCK SERIES 100/500**

BODY SECTION 200 1

| YEAR | MODEL/RESTRICTIONS | PART NUMBER | DESCRIPTION | QTY. |
|--|---|---|---|------|
| 20000 | Refer to Exterior Moulding Section at the end of this catalog | | | |
| 200A00 WEATHERSTRIP (BODY SIDE STEP) | | | | |
| 73/74 | E100/300 -- w/hinged side door | C8UZ 82200A00-A | | 1 |
| | | 382413-S2 | (UU-148-A)-screw-No.8-18 x 3/4" | 6 |
| | | 44710-S8 | (X-10)-washer-flat-No.8 | 6 |
| 200A10 PANEL (BODY SIDE STEP) | | | | |
| 75/ | E100/350 -- w/hinged side doors | D5UZ 11200A10-A | | 1 |
| 75/ | E100/350 -- w/sliding door | D5UZ 22200A10-A | | 1 |
| 200A12 EXTENSION (BODY SIDE STEP PANEL) | | | | |
| 75/ | E100/350 -- w/sliding door | D5UZ 22200A12-A | | 1 |
| 20040 STEP (BODY SIDE FRONT) | | | | |
| 73/74 | E100/300 -- w/hinged side doors | C8UZ 8220040-A | | 1 |
| 73/74 | E100/300 -- w/sliding side door | D2UZ 1120040-A | | 1 |
| 75/76 | E100/350 "Before Ser. A75,001" | D5UZ 2220040-A | | 1 |
| 76/ | E100/350 "From Ser. A75,001" | D6UZ 1220040-A | | 1 |
| 20074 SEAL (BODY SIDE STEP ACTUATING LEVER) | | | | |
| 73/74 | E100/300 -- w/hinged side doors | C8UZ 8220074-A | | 1 |
| 20075 RETAINER (BODY SIDE STEP ACTUATING LEVER SEAL) | | | | |
| 73/74 | E100/300 -- w/hinged side doors | C8UZ 8220075-A | | 1 |
| | | 52413-S13 | (U-316)-screw-No.8-18 x 1/2" | 1 |
| 20076 ROD ASSY. (BODY SIDE STEP ACTUATING LEVER) | | | | |
| 73/74 | E100/300 -- w/hinged side doors | C8UZ 8220076-A | | 1 |
| | | 352358-S2 | (NN-127-B)-pin-self lock | 2 |
| | | 44727-S8 | (X-24)-washer-flat-3/8" | 3 |
| 20078 BRACKET (BODY SIDE STEP ACTUATING LEVER ROD) | | | | |
| 73/74 | E100/300 -- w/hinged side doors | C1UZ 8920078-A | | 1 |
| | | 20387-S8 | (B-157)-bolt-hex. head-5/16"-24 x 1" | 3 |
| | | 34806-S7 | (X-64)-lockwasher-spring-5/16" | 3 |
| | | 33798-S8 | (M-62)-nut-hex.-5/16"-24 | 3 |
| 20079 INSERT (BODY SIDE STEP ACTUATING LEVER ROD BRACKET) | | | | |
| 73/74 | E100/300 -- w/hinged side doors | C1UZ 8920079-A | | 1 |
| 20080 COVER (BODY SIDE STEP ACTUATING LEVER) | | | | |
| 73/74 | E100/300(89) -- w/hinged side doors w/o passenger seat | C8UZ 8220080-A | | 1 |
| 73/74 | E100/300 -- w/hinged side doors and passenger seat | C8UZ 8220080-B | | 1 |
| 20082 SPRING (BODY SIDE STEP ACTUATING LEVER ROD RETAINING) | | | | |
| 73/74 | E100/300 -- w/hinged side door | C1UB 8920082-A | | 1 |
| 20088 COVER (BODY SIDE TRIM PANEL JOINT)-Paint to match | | | | |
| 73/74 | E100/300 (82B) -- 123" W/B | C8UZ 8220088-A | | 1 |
| 73/74 | E100/300(82A, 89E,F) -- 123" W/B with insulation | | | 1 |
| 20092 GLIDE-OUT STEP KIT (BODY SIDE) | | | | |
| 73/ | F100/350 | D3TZ 9920092-A | | 1 |
| 77/ | E100/350 | D8UZ 9920092-A | | 1 |
| 20094 PIN (BODY SIDE STEP ACTUATING LEVER ROD) | | | | |
| 73/74 | E100/300 -- w/hinged side door | C1UZ 8920094-A | | 1 |
| 20124-5 DOOR ASSY. (FRONT LESS PAINT and TRIM) | | | | |
| 73/74 | E100/300 | (RH) C8UZ 8920124-A | (LH) C8UZ 8920125-A | 1 |
| 75/78 | E100/350 | (RH) ★ D8UZ 1120124-A r/b D9UZ 1120124-A(7/79) | (LH) ★ D8UZ 1120125-A r/b D9UZ 1120125-A(7/79) | 1 |
| 79 | E100/350 | (RH) D9UZ 1120124-A | (LH) D9UZ 1120125-A | 1 |

1973/79
TRUCK SERIES 100/500

| YEAR | MODEL/RESTRICTIONS | PART NUMBER | DESCRIPTION | QTY. |
|---|--|--|--|------------------|
| 20124-5 DOOR ASSY. (FRONT LESS PAINT and TRIM) — Cont'd | | | | |
| 73/78 | F100/350 | (RH) ★ D8TZ 1020124-A r/bD9TZ 1020124-A(1/80) | (LH) ★ D8TZ 1020125-A r/bD9TZ 1020125-A(9/79) | 1 |
| 79 | F100/350 | (RH) D9TZ 1020124-A | (LH) D9TZ 1020125-A | 1 |
| 73/76 | F500 | (RH) D3TZ 5020124-B | (LH) D3TZ 5020125-B | 1 |
| 77 | F500 "Before Ser. 080,001" | (RH) ★ D7TZ 5020124-A r/bD8TZ 5020124-A(1/78) | (LH) ★ D7TZ 5020125-A r/bD8TZ 5020125-A(1/78) | 1 |
| 77 | F500 "From Ser. 080,001" | (RH) D7TZ 5020124-D | (LH) ★ D7TZ 5020125-D r/bD8TZ 5020125-A(7/79) | 1 |
| 20200-1 PANEL (FRONT DOOR OUTSIDE) | | | | |
| 73/74 | E100/300 | (RH) C8UZ 8220200-A | (LH) C8UZ 8220201-A | 1 |
| 75/ | E100/350 | (RH) D5UZ 1120200-A | (LH) D5UZ 1120201-A | 1 |
| 73/76 | F100/350 | (RH) D7TZ 1020200-A | (LH) D3TZ 1020201-B | 1 |
| 77/78 | F100/350 | (RH) ★ D7TZ 1020200-A r/bD9TZ 1020200-A(1/80) | (LH) ★ D7TZ 1020201-A r/bD9TZ 1020201-A(1/80) | 1 |
| 79 | F100/350 | (RH) D9TZ 1020200-A | (LH) D9TZ 1020201-A | 1 |
| 77 | F500 | (RH) D8TZ 5020200-A | (LH) D8TZ 5020201-A | 1 |
| 20334 SHIELD (FRONT DOOR LATCH REMOTE CONTROL OPENING) | | | | |
| 73 | F100/500 | D2SZ 6520334-A | | 2 |
| 74/77 | F100/500 | D4TZ 1020334-A | | 2 |
| 78/ | F100/350 | | Rear door | 2 |
| 74/77 | F100/500(Crew Cab) | | Rear door | 2 |
| 78/ | F250/350 | | Rear door | 2 |
| 20518 WEATHERSTRIP ASSY. (DOOR) | | | | |
| 78/ | E100/350 | D8UZ 1120518-A | Front, side and back doors on body—56" long—cut to fit | AR |
| 78/ | F100/350 | D8TZ 1020518-A | Door—upper—65" long | 2 |
| 20530-1 WEATHERSTRIP (FRONT DOOR OPENING) | | | | |
| 73/74 | E100/300 | C8UZ 8920530-A | | 2 |
| 75/ | E100/350 | D5UZ 1120530-A | R.H. and L.H. | 4 |
| 73/77 | F100/500 | D3TZ 1020530-A | Front | 2 |
| 78/ | F100/350 | | | 2 |
| 73/ | F250/350(Crew Cab) | | Rear—cut to fit | 2 |
| 20586 RETAINER (FRONT DOOR WEATHERSTRIP) | | | | |
| 73/76 | F100/500 | C5AZ 6220586-A | | AR |
| 20818 Refer to Exterior Moulding Section "R" for complete retainer information | | | | |
| 20878-9 Refer to Exterior Moulding Section at the end of this catalog | | | | |
| 20880 Refer to Exterior Moulding Section "R" for complete retainer information | | | | |
| 20904-5 MOULDING (FRONT DOOR WINDOW GARNISH)—Paint to match | | | | |
| 73/74 | E100/300(82,89E,F) -- 123" W/B w/sliding side door and insulation | (RH) D2UZ 1220904-A | (LH) D2UZ 1220905-A | 1 |
| 73/74 | E300(Cutaway Cab) | | | 1 |
| | | 376290-S100 | (UU-56-D)—screw—No. 8—18 x 1 1/4" | 6 |
| 75/ | E150/250(82B,C) | (RH) D5UZ 2220904-A | (LH) D5UZ 2220905-A | 1 |
| 75/ | E100/350(89B,D,F) | | | 1 |
| 75/ | E250/350(Cutaway Custom and Chateau Cab) | | | 1 |
| 20910-41 Refer to Exterior Moulding Section of the end of this catalog | | | | |
| 20942-3 MOULDING ASSY. (FRONT DOOR TRIM CENTER) | | | | |
| 78/ | F100/350 | (RH) D8TZ 1020942-A | (LH) D8TZ 1020943-A | Woodgrain insert |
| | | (RH) D8TZ 1020942-B | (LH) D8TZ 1020943-B | Red insert |
| 20956-7 MOULDING ASSY. (FRONT DOOR TRIM LOWER) | | | | |
| 73/76 | F100/350(81E and Ranger Super Cab) "Before Ser. A50,001" | (RH) D4TZ 1020956-A | (LH) D4TZ 1020957-A | 1 |
| 76/ | F100/350(81E, Crew Cab and Ranger Super Cab) "From Ser. A50,001" | (RH) D6TZ 1020956-A | (LH) D6TZ 1020957-A | 1 |

**1973/79
TRUCK SERIES 100/500**

| YEAR | MODEL/RESTRICTIONS | PART NUMBER | | DESCRIPTION | QTY. | |
|---|---|---------------------|--|-------------|--------------------|------|
| 20996-7 MOULDING ASSY. (FRONT DOOR TRIM UPPER) | | | | | | |
| 73/76 | F100/350(81E and Ranger Super Cab) "Before Ser. A50,001" | (RH) D4TZ 1020996-A | (LH) D4TZ 1020997-A | | 1 | |
| 76/ | F100/350(81E, Crew Cab and Ranger Super Cab) "From Ser. A50,001" | (RH) D6TZ 1020996-A | (LH) D6TZ 1020997-A | | 1 | |
| 21032 BRACKET (FRONT DOOR TRIM PANEL) | | | | | | |
| 73/77 | F100/500 | D3TZ 1021032-A | | | 2 | |
| 78/ | F100/350 | | | | 2 | |
| 21048 MOULDING KIT (BODY SIDE) | | | | | | |
| 75/77 | B500, F100/500 | D2AZ 6221048-A | Consists of (2) 17' pieces of vinyl tape | | 1 | |
| 75/ | E100/350 | | | | 1 | |
| 78/ | F100/350 | | | | 1 | |
| 21066 RETAINER (OUTSIDE MOULDING) | | | | | | |
| 74/76 | F100/350(81E and XLT) | D4TZ 1021066-A | | | AR | |
| 75/ | E100/350 | D5UZ 2221066-A | | | AR | |
| 21094 Refer to Exterior Moulding Section "R" for complete retainer information | | | | | | |
| 21122-3 PLATE (FRONT DOOR INSIDE PANEL COVER)-Paint to match | | | | | | |
| 73/74 | E100/300(82A,89) -- w/o integral A/C | (RH) C8UZ 8921122-A | (LH) C8UZ 8921123-A | | 1 | |
| 73/74 | E300 (Cutaway Cab) | | | | 1 | |
| 75/78 | E100/350 "Before Ser. CE0,001" | D5UZ 1121122-A | R.H. and L.H. | | 2 | |
| 78/79 | E100/350 "From Ser. CE0,001" | D9UZ 1121122-A | R.H. and L.H. | | 2 | |
| 21130-1 COVER (DOOR INSIDE PANEL ACCESS) | | | | | | |
| 73/ | F250/350(Crew Cab) | (RH) D3TZ 2521130-A | (LH) D3TZ 2521131-A | | 1 | |
| YEAR | MODEL/RESTRICTIONS | PART NUMBER | | NAGS NO. | DESCRIPTION | QTY. |
| | | CLEAR | TINTED | | | |
| 21400-1 GLASS and CHANNEL ASSY. (FRONT DOOR WINDOW) | | | | | | |
| Notes: ♦ Laminated glass, ♦ Tempered glass | | | | | | |
| 73/74 | E200/300(School Bus) | C9UZ 8221400-A | Not available | D4210L | R.H.-♦ | 1 |
| | | C9UZ 8221401-A | Not available | D4211L | L.H.-♦ | 1 |
| 73/74 | E100/300(exc. School Bus) | C9UZ 8921400-A | Not available | D3929A | R.H.-◇ | 1 |
| | | C9UZ 8921401-A | Not available | D3930-A | L.H.-◇ | 1 |
| 75/ | E100/250(School Bus) | Not available | D5UZ 1121400-A | D5332L | R.H.-♦-incl. frame | 1 |
| | | Not available | D5UZ 1121401-A | D5333L | L.H.-♦-incl. frame | 1 |
| YEAR | MODEL/RESTRICTIONS | PART NUMBER | | DESCRIPTION | QTY. | |
| 21408-9 RETAINER (FRONT DOOR VENT WINDOW WEATHERSTRIP) | | | | | | |
| 73/74 | E100/300 | (RH) C8UZ 8921408-A | (LH) C8UZ 8921409-A | | 1 | |
| 75/ | E100/350 | (RH) D5UZ 1121408-A | (LH) D5UZ 1121409-A | | 1 | |
| 73/77 | F100/500 | (RH) D3TZ 1021408-A | (LH) D3TZ 1021409-A | | 1 | |
| 78/ | F100/350 | | | | 1 | |
| YEAR | MODEL/RESTRICTIONS | PART NUMBER | | NAGS NO. | DESCRIPTION | QTY. |
| | | CLEAR | TINTED | | | |
| 21410-1 GLASS (FRONT DOOR WINDOW) | | | | | | |
| Notes: ♦ Laminated glass, ◇ Tempered glass | | | | | | |
| FRONT | | | | | | |
| 73/74 | E100/300 | C8UZ 8221410-A | Not available | D3929L | R.H.-♦ | 1 |
| | | C8UZ 8221411-A | Not available | D3930L | L.H.-♦ | 1 |
| 73/74 | E100/300 | C8UZ 8921410-A | C8UZ 8921410-B | D3929 | R.H.-◇ | 1 |
| | | C8UZ 8921411-A | C8UZ 8921411-B | D3930 | L.H.-◇ | 1 |
| 75/ | E100/350 | D5UZ 1121410-A | D5UZ 1121410-B | D5334 | R.H.-◇ | 1 |
| | | D5UZ 1121411-A | D5UZ 1121411-B | D5335 | L.H.-◇ | 1 |
| 75/ | E100/350 | Not available | D5UZ 1121410-C | D5334L | R.H.-♦ | 1 |
| | | Not available | D5UZ 1121411-C | D5335L | L.H.-♦ | 1 |
| 73/77 | F100/500 | D3TZ 1021410-A | D3TZ 1021410-B | D4833 | R.H. | 1 |
| 78/ | F100/350 | | | | | 1 |
| | | D3TZ 1021411-A | D3TZ 1021411-B | D4834 | L.H. | 1 |

1973/79
TRUCK SERIES 100/500

| YEAR | MODEL/RESTRICTIONS | PART NUMBER | | NAGS NO. | DESCRIPTION | QTY. |
|---|--------------------------------|---------------------|---------------------|-------------|--|------|
| | | CLEAR | TINTED | | | |
| 21410-1 GLASS (FRONT DOOR WINDOW) — Cont'd | | | | | | |
| Notes: ♦ Laminated glass, ◇ Tempered glass | | | | | | |
| REAR | | | | | | |
| 73/ | F250/350 (Crew Cab) | D3TZ 1021410-A | D3TZ 1021410-B | D4833 | R.H. | 1 |
| | | D3TZ 1021411-A | D3TZ 1021411-B | D4834 | L.H. | 1 |
| 21412-3 GLASS (FRONT DOOR VENT WINDOW) | | | | | | |
| 73/74 | E100/300 | C8UZ 8921412-A | C8UZ 8921412-B | V3927 | R.H. | 1 |
| | | C8UZ 8921413-A | C8UZ 8921413-B | V3928 | L.H. | 1 |
| 75/ | E100/350 | D5UZ 1121412-A | D5UZ 1121412-B | V5330 | R.H. | 1 |
| | | D5UZ 1121413-A | D5UZ 1121413-B | V5331 | L.H. | 1 |
| 73/77 | F100/500 | D3TZ 1021412-A | D3TZ 1021412-B | V4831 | R.H. | 1 |
| 78/ | F100/350 | | | | | 1 |
| | | D3TZ 1021413-A | D3TZ 1021413-B | V4832 | L.H. | 1 |
| YEAR | MODEL/RESTRICTIONS | PART NUMBER | | DESCRIPTION | | QTY. |
| 21448-9 WEATHERSTRIP (FRONT DOOR VENT WINDOW) | | | | | | |
| 73/74 | E100/300 | (RH) C8UZ 8921448-A | (LH) C8UZ 8921449-A | | | 1 |
| 75/ | E100/350 | (RH) D5UZ 1121448-A | (LH) D5UZ 1121449-A | | | 1 |
| 73/77 | F100/500 | (RH) D3TZ 1021448-A | (LH) D3TZ 1021449-A | | | 1 |
| 78/ | F100/350 | | | | | 1 |
| 21452-7 WEATHERSTRIP (DOOR GLASS AT BELT)—Incl. clips | | | | | | |
| 73/74 | E100/300 | (RH) C8UZ 8921452-A | (LH) C8UZ 8921453-A | | Outside-front | 1 |
| 73/74 | E100/300 | (RH) C8UZ 8921453-A | (LH) C8UZ 8921452-A | | Inside-front | 1 |
| 75/ | E100/350 | (RH) D5UZ 1121452-A | (LH) D5UZ 1121453-A | | Outside-front | 1 |
| 75/ | E100/350 | (RH) D5UZ 1121456-A | (LH) D5UZ 1121457-A | | Inside-front | 1 |
| 73/77 | F100/500 | (RH) D7TZ 1021452-A | (LH) D7TZ 1021453-A | | Outside-front | 1 |
| 78/ | F100/350 | | | | | 1 |
| 73/ | F100/350(Crew Cab) | | | | Outside-rear | 1 |
| 73 | F100/500 "Before Ser. R80,001" | (RH) D3TZ 1021456-A | (LH) D3TZ 1021457-A | | Inside-front | 1 |
| 73/77 | F100/500 "From Ser. R80,001" | (RH) D3TZ 1021456-B | (LH) D3TZ 1021457-B | | Inside-front | 1 |
| 78/ | F100/350 | | | | | 1 |
| 73/ | F250/350(Crew Cab) | | | | Inside-rear | 1 |
| 21458-9 CHANNEL and RETAINER ASSY. (FRONT DOOR GLASS) | | | | | | |
| 73/74 | E100/300(exc. School Bus) | C8UZ 8921458-A | | | R.H. and L.H. | 2 |
| 73/74 | E200/300(School Bus) | | | | Refer to group 21400-1 | |
| 75/ | E100/350 | (RH) D5UZ 1121458-A | (LH) D5UZ 1121459-A | | Use with 7/32" thick glass | 1 |
| 75/78 | E100/350 | (RH) D5UZ 1121458-B | (LH) D5UZ 1121459-B | | Use with 5/32" thick glass | 1 |
| 79 | E100/350 | (RH) D9UZ 1121458-A | (LH) D9UZ 1121459-A | | | 1 |
| 73/77 | F100/500 | D3TZ 1021458-A | | | R.H. and L.H. | 2 |
| 78 | F100/350 | | | | R.H. and L.H. | 2 |
| 79 | F100/350 | (RH) D9TZ 1021458-A | (LH) D9TZ 1021459-A | | | 1 |
| 21536 RUN (DOOR GLASS UPPER) | | | | | | |
| 73/ | F100/350 | D8TZ 1021536-A | | | R.H. and L.H.—front | 2 |
| 73/ | F250/350(Crew Cab) | | | | R.H. and L.H.—rear | 2 |
| 21546 RUN (DOOR GLASS)—Hinge side | | | | | | |
| 73/74 | E100/300 | C8UZ 8921546-A | | | R.H. and L.H.—front | 2 |
| 75/ | E100/350 | D5UZ 1121546-A | | | R.H. and L.H.—front—use with 7/32" thick glass | 2 |
| 75/ | E100/350 | D5UZ 1121546-B | | | R.H. and L.H.—front—use with 5/32" thick glass | 2 |
| 73/77 | F100/500 | D3TZ 1021546-A | | | R.H. and L.H.—front | 2 |
| 78/ | F100/350 | | | | R.H. and L.H.—front | 2 |
| 73/ | F250/350(Crew Cab) | | | | R.H. and L.H.—rear | 2 |
| 21550 RUN (FRONT DOOR GLASS)—Latch side | | | | | | |
| 73/74 | E100/300 | C8UZ 8921550-A | | | R.H. and L.H. | 2 |
| 75/78 | E100/350 | D5UZ 1121550-A | | | R.H. and L.H.—use with 7/32" thick glass | 2 |

1973/79
TRUCK SERIES 100/500

BODY SECTION 200 5

| YEAR | MODEL/RESTRICTIONS | PART NUMBER | DESCRIPTION | QTY. | |
|---|--|---------------------|---|--|---|
| 21550 RUN (FRONT DOOR GLASS)-Latch side — Cont'd | | | | | |
| 75/ | E100/350 | D5UZ 1121550-B | R.H. and L.H.—use with 5/32" thick glass | 2 | |
| 21608-9 FRAME (FRONT DOOR VENT WINDOW)-Less handle and glass | | | | | |
| 73/74 | E100/300 | (RH) C8UZ 8921608-A | (LH) C8UZ 8921609-A | Paint to match | 1 |
| | | (RH) C8UZ 8921608-B | (LH) C8UZ 8921609-B | Bright finish | 1 |
| 75/ | E100/350 | (RH) D7UZ 1121608-A | (LH) D7UZ 1121609-A | Paint to match | 1 |
| | | (RH) D7UZ 2221608-A | (LH) D7UZ 2221609-A | Bright finish | 1 |
| 73/77 | F100/500 "Before Ser. Y00,001" | (RH) D3TZ 1021608-A | (LH) D3TZ 1021609-A | | 1 |
| 77/ | F100/350 "From Ser Y00,001" | (RH) D7TZ 1021608-A | (LH) D7TZ 1021609-A | | 1 |
| 21812-3 LATCH ASSY. (DOOR) | | | | | |
| 73/74 | E100/300 | (RH) C8UZ 8921812-A | (LH) C8UZ 8921813-A | Front door | 1 |
| 75/76 | E100/350 "Before Ser. C00,001" | D4AZ 6521812-A | R.H. and L.H.—front door | | 2 |
| 76 | E100/350 "From Ser. C00,001" | (RH) D6AZ 6021812-A | (LH) D6AZ 6021813-A | Front door | 1 |
| 77 | E100/350 | (RH) D7AZ 5321812-A | (LH) D7AZ 5321813-A | Front door | 1 |
| 78 | E100/350 | (RH) D8AZ 5321812-A | (LH) D8AZ 5321813-A | | 1 |
| 79 | E100/350 | (RH) D9FZ 6221812-A | (LH) D9FZ 6221813-A | Front door | 1 |
| 73/74 | E100/300 | C8UZ 8921812-A | Body side hinged door | | 1 |
| | | | Back door | | 1 |
| 73/76 | F100/500 "Before Ser. C00,001" | (RH) D4AZ 6521812-A | (LH) D4AZ 6521813-A | Front door | 1 |
| 76 | F100/500 "From Ser. C00,001" | (RH) D6AZ 6021812-A | (LH) D6AZ 6021813-A | Front door | 1 |
| 77 | F100/500 | (RH) D7AZ 5321812-A | (LH) D7AZ 5321813-A | Front door | 1 |
| 78 | F100/350 | (RH) D8AZ 5321812-A | (LH) D8AZ 5321813-A | | 1 |
| 79 | F100/350 | (RH) D9FZ 6221812-A | (LH) D9FZ 6221813-A | Front door | 1 |
| 21818-9 CONTROL and LINK ASSY. (DOOR LATCH CONTROL) | | | | | |
| 73/74 | E100/300 | (RH) D5TZ 9721818-B | (LH) C8AZ 6221819-B | Front door | 1 |
| 73/74 | E100/300 | D5TZ 9721818-B | Body side hinged door | | 1 |
| | | | Back door | | 1 |
| 75/ | E100/350 | (RH) D5TZ 9721818-B | (LH) D5TZ 9721819-B | | 1 |
| 73/75 | F100/500 "Before Ser. X20,001" | (RH) D2AZ 6521818-A | (LH) D2AZ 6521819-A | Front door | 1 |
| 73/75 | F250/350(Crew Cab) "Before Ser. X20,001" | | | Rear door — w/one mounting hole on lever | 1 |
| 75/77 | F100/500 "From Ser. X20,001" | (RH) D60Z 6521818-A | (LH) D60Z 6521819-A | Front door | 1 |
| 78/ | F100/350 | | | | 1 |
| 75/ | F250/350(Crew Cab) "From Ser. X20,001" | | | Rear door—w/two mounting holes on lever | 1 |
| 218A42 ACTUATOR ASSY. (DOOR LOCK) | | | | | |
| 79 | E100/350 — w/power door locks | D9UZ 11218A42-A | R.H. and L.H. | | 2 |
| 21850 KNOB (DOOR LATCH CONTROL ROD) | | | | | |
| 79/ | E100/350 — w/power door locks | D2AZ 6521850-A | R.H. and L.H.—front door | | 2 |
| | | | Body side door | | 1 |
| | | | Back door | | 1 |
| 73/74 | E100/300 — w/o power door locks | C8AZ 6221850-A | R.H. and L.H.—front door —round head | | 2 |
| | | | Body side hinged door | | 1 |
| | | | Back door | | 1 |
| 73/74 | F100/500 | | R.H. and L.H.—front door | | 2 |
| 75 | E100/350 — w/o power door locks | D50Z 6521850-A | R.H. and L.H. — front door w/octagonal head—chrome | | 2 |
| 75/ | F250/350(Crew Cab) | | Rear door | | 2 |
| 75/ | E100/350 — w/o power door locks | D5TZ 1021850-A | R.H. and L.H. — front door w/octagonal head — black | | 2 |
| 75/77 | F100/500 | | | | 2 |
| 78/ | F100/350 | | | | 2 |
| 21852-3 ROD (DOOR LATCH PUSH BUTTON) | | | | | |
| 73/74 | E100/300 | C8UZ 8921852-A | Body side hinged door | | 1 |
| | | | Back door | | 1 |
| 73/77 | F100/500 | D9TZ 1021852-A | R.H. and L.H.—front door | | 2 |
| 78/79 | F100/350 | | | | 2 |
| 73/77 | F100/500(Crew Cab) | | Rear door | | 2 |
| 78/79 | F100/350(Crew cab) | | | | 2 |
| 73/74 | E100/300 | (RH) C8UZ 8921852-A | (LH) C8UZ 8921853-A | Front door | 1 |
| 75/ | E100/350 | D5UZ 1121852-A | R.H. and L.H. | | 2 |

OCTOBER, 1979

COPYRIGHT © 1979—

FORD MOTOR
COMPANY

—DEARBORN, MICHIGAN

NEW ISSUE

1973/79
TRUCK SERIES 100/500

| YEAR | MODEL/RESTRICTIONS | PART NUMBER | DESCRIPTION | QTY. |
|---|-------------------------------------|---------------------|--|--------------|
| 21872-3 SPRING (FRONT DOOR LATCH TOGGLE) | | | | |
| 73 | F100/500 "Before Ser. Q40,001" (RH) | C7AZ 6221872-C | (LH) C7AZ 6221873-B | 1 |
| 73/77 | F100/500 "From Ser. Q40,001" (RH) | D30Z 6521872-A | (LH) D30Z 6521873-A | 1 |
| 78/ | F100/350 | | | 1 |
| 219A38 BUSHING (FRONT DOOR LATCH ROD) | | | | |
| 73/77 | E100/350 | D2VY 65219A38-A | R.H. and L.H. | 4 |
| 73/77 | F100/500 | | | 4 |
| 78/ | E100/350 | | Refer to group 21952 | |
| 78/ | F100/350 | | Refer to group 21952 | |
| 21940-1 LINK (FRONT DOOR LATCH REMOTE CONTROL) | | | | |
| 73/74 | E100/300 | C8UZ 8921940-A | R.H. and L.H. | 2 |
| 75/ | E100/350 | D5UZ 1121940-A | R.H. and L.H. | 2 |
| 73/77 | F100/500 | (RH) D5TZ 1021940-A | (LH) D5TZ 1021941-A | 1 |
| 78 | F100/350 | | | 1 |
| 21952-4 RETAINER (DOOR LATCH ROD) | | | | |
| 73/74 | E100/300 | C5AZ 6221952-A | R.H. and L.H.—front door Body side hinged door Back door | 10 2 5 |
| 73/74 | F100/500 | D4AZ 6521952-A | R.H. and L.H.—front door—natural Tailgate | 8 2 |
| 74/ | F100/350(99) | | Body side hinged door | 2 |
| 75 | E100/350 | | | 2 |
| 74 | F100/500 | D4TZ 1021952-A | R.H. and L.H.—front door—use at end of remote control link—green | AR |
| 73/ | F100/350(99) | C5AZ 6221952-A | Liftgate—pick up box cover | 2 |
| | | C5AZ 6221954-A | Liftgate—pickup box cover | 2 |
| 75/77 | F100/500 | D6VY 6021952-A | R.H. and L.H.—latch control to cyl. upper | 2 |
| 78/ | F100/350 "Before Ser. CG0,001" | | R.H. and L.H.—latch control to cyl. upper | 2 |
| 76/78 | E100/350 "Before Ser. CG0,001" | | | AR |
| 78/ | E100/350 "From Ser. CC0,001" | D8VY 6021952-A | R.H. and L.H.—latch control to cyl. upper | 2 |
| 78/ | F100/350 "From Ser. CC0,001" | | | AR |
| 78/ | E100/350 | D8BZ 5421952-A | Nylon—7/8" x 1/2" | AR |
| 78/ | F100/350 | | | AR |
| 219A59 SEAL (DOOR LATCH REMOTE CONTROL) | | | | |
| 73/ | E100/300 | C8AZ 62219A59-B | | 2 |
| 21970 Refer to group 22050 | | | | |
| 219A74 SPRING (DOOR LATCH RELEASE LEVER) | | | | |
| 73/74 | E100/300 | C7TZ 81219A74-A | R.H. and L.H.—front door Body side hinged door Back door | 2 1 1 |
| 21984 Refer to Group 22050 | | | | |
| 219A88 Refer to group 264A82 | | | | |
| 219A90 SPRING (DOOR LATCH STRIKER SHIELD) | | | | |
| 73/ | E100/350 | C8UZ 89219A90-A | R.H. and L.H.—front door Body side hinged door Back door | 2 1 1 |
| 21999 GROMMET (DOOR LOCK KNOB) | | | | |
| 73/78 | E100/300 "Before Ser. CC0,001" | C5DZ 6221999-B | R.H. and L.H.—front door Body side hinged door Back door | 2 1 1 |
| 78/ | E100/350 "From Ser. CC0,001" | D9FZ 6221999-A | R.H. and L.H.—front door Body side hinged door Back door | 2 1 1 |

**1973/79
TRUCK SERIES 100/500**

| YEAR | MODEL/RESTRICTIONS | PART NUMBER | DESCRIPTION | QTY. |
|---|--------------------|----------------|--|-------------|
| 22008 PLATE (DOOR LATCH STRIKER) | | | | |
| 73/74 | E100/300 | C8UZ 8922008-A | R.H. and L.H.-front door Body side hinged door Back door | 2 1 1 |
| 75/ | E100/350 | D5UZ 1122008-A | Body side sliding door | 1 |
| 75/ | E100/350 | D2AZ 6522008-A | Back door | 1 |
| 73/77 | F100/500 | | R.H. and L.H.-front door | 2 |
| 78/ | F100/350 | | R.H. and L.H.-front door | 2 |
| 73/ | F250/350(Crew Cab) | | R.H. and L.H.-rear door | 2 |
| 22023 RETAINER (DOOR LOCK CYLINDER) | | | | |
| 73/ | E100/300 | C5AZ 6222023-A | R.H. and L.H.-front door Body side door Back door | 2 1 1 |
| 73/77 | F100/500 | D1ZZ 6522023-B | R.H. and L.H.-front door | 2 |
| 78/ | F100/350 | | R.H. and L.H.-front door | 2 |
| 22024 PLATE (DOOR LATCH STRIKER TAPPING) | | | | |
| 73/74 | E100/300 | D3DZ 6222024-A | R.H. and L.H.-front door Body side door Back door | 2 1 1 |

| YEAR | MODEL | CONSISTS OF LOCK CYLINDERS AND KEYS FOR | | | | | | DESCRIPTION | PART NUMBER | QTY. | |
|------|-------|---|-----|-----|--------|--------|--------|-------------|-------------|------|------|
| | | DOOR | | | G/ | IGN. | S/ | | | | HOOD |
| | | B/D | F/D | S/D | COMPT. | COMPT. | COMPT. | | | | |

22050 CYLINDER and KEY SET (DOOR and IGNITION LOCK)

Notes:
 ▲ B/D-Back door, F/D-Front door, S/D-Body side door
 ◆ Key head reads "Ford" ◇ Key head reads "Family of Fine Cars"

| | | | | | | | | | | | |
|-------|--|-----|-----|-----|-----|---|--|---|------------------------|--|---|
| 73/77 | B500 | | | | | I | | | | C9AZ 11582-A *SW-814 | 1 |
| | | | | | | I | | | Key blank | C7TZ 8122053-A | 1 |
| 73/74 | E100/300(exc. Cutaway Cab) | B/D | F/D | S/D | | I | | | | ★ D2UZ 1122050-A r/b D8UZ 1122050-C(8/79) | 1 |
| | | B/D | F/D | S/D | G/C | I | | | | D2UZ 1122050-B | 1 |
| 73/78 | E250/350(Cutaway Cab) "Before Ser. CA0,001" | | F/D | | G/C | I | | | | D2UZ 3322050-B | 1 |
| 78 | E250/350(Cutaway Cab) "From Ser. CA0,001" | | F/D | | | I | | H | Less spare wheel lock | D8TZ 1022050-E | 1 |
| 78 | E250/350(Cutaway Cab) "From Ser. CA0,001" | | F/D | | | I | | | Less spare wheel lock | D8TZ 1022050-D | 1 |
| 75/78 | E100/350-(exc. Cutaway Cab) -- w/sliding door | B/D | F/D | S/D | | I | | | Less spare wheel lock | D8UZ 1222050-C | 1 |
| 77/78 | E100/350 -- w/sliding door | B/D | F/D | S/D | | I | | | Incl. spare wheel lock | D7UZ 1222050-A | 1 |
| 75/78 | E100/350-(exc. Cutaway Cab) -- w/hinged door | B/D | F/D | S/D | | I | | | Less spare wheel lock | D8UZ 1122050-C | 1 |
| 77/78 | E100/350 -- w/hinged door | B/D | F/D | S/D | | I | | | Incl. spare wheel lock | D7UZ 1122050-A | 1 |
| 73/78 | E100/350 "Before Ser. CA0,001" | | | | | I | | | | C9AZ 11582-A *SW-814 | 1 |

1973/79
TRUCK SERIES 100/500

| YEAR | MODEL | CONSISTS OF LOCK CYLINDERS AND KEYS FOR | | | | | | | DESCRIPTION | PART NUMBER | QTY. | |
|--------|---|---|-----|-----|--------------|------|--------------|------|-------------|--------------------------|----------------|----|
| | | DOOR | | | G/ COMPT. | IGN. | S/ COMPT. | HOOD | | | | |
| | | B/D | F/D | S/D | | | | | | | | |
| 22050 | CYLINDER and KEY SET (DOOR and IGNITION LOCK) — Cont'd | | | | | | | | | | | |
| Notes: | ▲ B/D—Back door, F/D—Front door, S/D—Body side door | | | | | | | | | | | |
| | ◆ Key head reads "Ford" ◇ Key head reads "Family of Fine Cars" | | | | | | | | | | | |
| 78/ | E100/350 "From Ser. CA0,001" | | | | | | I | | | D8TZ 11582-A *SW-1517 | 1 | |
| 73/ | E100/350 | | | | | | G/C | | | C60Z 6206081-C | 1 | |
| | | B/D | F/D | S/D | | | G/C | I | | ◆ C7TZ 8122053-A | AR | |
| | | B/D | F/D | S/D | | | | | | ◇ C7AZ 6222053-A | AR | |
| | | | | | | | G/C | | | C7AZ 6243562-A | AR | |
| | | B/D | F/D | S/D | | | | | | Lever | D2AZ 6521970-A | 4 |
| 73/78 | E100/350 | B/D | F/D | S/D | | | | | | D2AZ 6521984-A | 4 | |
| 79 | E100/350 | B/D | F/D | S/D | | | | | | Less power door locks | D8BZ 5421984-A | 2 |
| 79 | E100/350 | B/D | F/D | S/D | | | | | | With power door locks | D9UZ 1121984-A | AR |
| 78 | E250/350 | | F/D | | | | I | | H | D8TZ 1022050-E | 1 | |
| 78 | E100/350-(exc. Cutaway Cab) -- w/hinged doors "Before Ser. CA0,001" | B/D | F/D | S/D | | | I | | H | Incl. spare wheel lock | D8UZ 1122050-A | 1 |
| 78 | E100/350-(exc. Cutaway Cab) -- w/hinged doors "From Ser. CA0,001" | B/D | F/D | S/D | | | I | | H | Incl. spare wheel lock | D8UZ 1122050-E | 1 |
| 78 | E100/350-(exc. Cutaway Cab) -- w/hinged doors "Before Ser. CA0,001" | B/D | F/D | S/D | | | I | | H | Less spare wheel lock | D8UZ 1122050-B | 1 |
| 78 | E100/350-(exc. Cutaway Cab) -- w/hinged doors "From Ser. CA0,001" | B/D | F/D | S/D | | | I | | H | Less spare wheel lock | D8UZ 1122050-D | 1 |
| 78 | E100/350-(exc. Cutaway Cab) -- w/sliding doors "Before Ser. CA0,001" | B/D | F/D | S/D | | | I | | H | Incl. spare wheel lock | D8UZ 1222050-A | 1 |
| 78 | E100/350-(exc. Cutaway Cab) -- w/sliding doors "From Ser. CA0,001" | B/D | F/D | S/D | | | I | | H | Incl. spare wheel lock | D8UZ 1222050-E | 1 |
| 78 | E100/350-(exc. Cutaway Cab) -- w/sliding doors "Before Ser. CA0,001" | B/D | F/D | S/D | | | I | | H | Less spare wheel lock | D8UZ 1222050-B | 1 |
| 78 | E100/350-(exc. Cutaway Cab) -- w/sliding doors "From Ser. CA0,001" | B/D | F/D | S/D | | | I | | H | Less spare wheel lock | D8UZ 1222050-D | 1 |
| 79 | E250/350(Cutaway Cab) | | F/D | | | | I | | H | D9TZ 1022050-D | 1 | |
| 79 | E250/350(Cutaway Cab) | | F/D | | | | I | | | D9TZ 1022050-A | 1 | |
| 79 | E100/350-(exc. Cutaway Cab) -- w/sliding door and power door latch | B/D | F/D | S/D | | | I | | | Less spare wheel lock | D9UZ 1122050-A | 1 |
| 79 | E100/350-(exc. Cutaway Cab) -- w/sliding door and w/o power door latch | B/D | F/D | S/D | | | I | | H | Incl. spare wheel lock | D9UZ 1122050-B | 1 |
| | | B/D | F/D | S/D | | | I | | H | Less spare wheel lock | D9UZ 1122050-C | 1 |
| | | B/D | F/D | S/D | | | I | | | Less spare wheel lock | D9UZ 1222050-A | 1 |
| 79 | E100/350 -- w/hinged doors | B/D | F/D | S/D | | | I | | | Less spare wheel lock | D9UZ 1122050-D | 1 |
| | | B/D | F/D | S/D | | | I | | H | Less spare wheel lock | D9UZ 1122050-E | 1 |
| | | B/D | F/D | S/D | | | I | | H | Incl. spare wheel lock | D9UZ 1122050-F | 1 |
| 79 | E100/350-(exc. Cutaway Cab) -- w/sliding door and security lock group | B/D | F/D | S/D | | | I | | H | Incl. spare wheel lock | D9UZ 112050-G | 1 |
| 79 | E100/350-(exc. Cutaway Cab) -- w/sliding door and security lock group | B/D | F/D | S/D | | | I | | H | Less spare wheel lock | D9UZ 1122050-H | 1 |
| 78 | E100/350 | | | | | | | | H | D8TZ 16978-A | 1 | |
| 78 | F100/350 | | | | | | | | H | | 1 | |
| 78 | F100/350(81) | | F/D | | | | I | | H | Less spare wheel lock | D8TZ 1022050-E | 1 |

1973/79
TRUCK SERIES 100/500

| YEAR | MODEL | CONSISTS OF LOCK CYLINDERS AND KEYS FOR | | | | | | DESCRIPTION | PART NUMBER | QTY. | | |
|--|---------------------------------------|---|-----|-----|--------|------|--------|-------------|-------------|--|-------------------------|----|
| | | DOOR | | | G/ | IGN. | S/ | | | | HOOD | |
| | | B/D | F/D | S/D | COMPT. | | COMPT. | | | | | |
| 22050 CYLINDER and KEY SET (DOOR and IGNITION LOCK) — Cont'd | | | | | | | | | | | | |
| Notes: ▲ B/D—Back door, F/D—Front door, S/D—Body side door | | | | | | | | | | | | |
| ◆ Key head reads "Ford" ◇ Key head reads "Family of Fine Cars" | | | | | | | | | | | | |
| 78 | F100/350(81) "Before Ser. CA0,001" | | F/D | | | | I | | H | Incl. spare wheel lock | D8TZ 1022050-B | 1 |
| 78 | F100/350(81) "From Ser. CA0,001" | | F/D | | | | I | | H | Incl. spare wheel lock | D8TZ 1022050-F | 1 |
| 77 | F100/500(81) | | F/D | | | | I | | | Incl. spare wheel lock | D7TZ 1022050-A | 1 |
| 78 | F100/350(81) "Before Ser. CA0,001" | | F/D | | | | I | | | Incl. spare wheel lock | D7TZ 1022050-A | 1 |
| 78 | F100/350(81) "From Ser. CA0,001" | | F/D | | | | I | | | Incl. spare wheel lock | D8TZ 1022050-C | 1 |
| 78 | F100/350(81) "From Ser. CA0,001" | | F/D | | | | I | | H | Less spare wheel lock— incl. glove compt. latch | D8TZ 1022050-G | 1 |
| 73/78 | F100/500(81) | | F/D | | | | I | | | Less spare wheel lock | D8TZ 1022050-D | 1 |
| | | | F/D | | | | | | | | D2AZ 6521984-A | 2 |
| | | | | | | G/C | | | | | C60Z 6206081-C | 1 |
| 73/77 | F100/500 | | | | | | I | | | | C9AZ 11582-A *SW-814 | 1 |
| | | | F/D | | | | I | | | Key blank | ◆ C7TZ 8122053-A | AR |
| | | | F/D | | | | | | | Key blank | ◇ C7AZ 6222053-A | AR |
| | | | | | | G/C | | | | Key blank | C7AZ 6243562-A | AR |
| | | | F/D | | | | | | | Lever | D2AZ 6521970-A | 2 |
| 78 | F100/350 "Before Ser. CA0,001" | | | | | | I | | | C9AZ 11582-A ◆SW-814 | 1 | |
| 78/ | F100/350 "From Ser. CA0,001" | | | | | | I | | | D8TZ 11582-A *SW-1517 | 1 | |
| 79 | F100/350 | | | | | | G/C | | | D8TZ 9806081-A | 1 | |
| 78/ | F100/350 | | F/D | | | | I | | | Key blank | ◆ C7TZ 8122053-A | AR |
| | | | F/D | | | | | | | Key blank | ◇ C7AZ 6222053-A | AR |
| | | | | | | G/C | | | | Key blank | C7AZ 6243562-A | AR |
| 79 | F100/350 | | F/D | | | | | | | Lever | D2AZ 6521970-A | 2 |
| | | | F/D | | | | I | | | | D9TZ 1022050-A | 1 |
| | | | F/D | | | | I | | | Incl. spare wheel lock | D9TZ 1022050-B | 1 |
| | | | F/D | | | | I | | H | Incl. spare wheel lock | D9TZ 1022050-C | 1 |
| | | | F/D | | | | I | | H | Less spare wheel lock | D9TZ 1022050-D | 1 |
| 73/77 | P350/500 | | | | | | I | | | Less spare wheel lock incl. glove compt. latch | D9TZ 1022050-E | 1 |
| | | | | | | | | | | Less spare wheel lock | C3AZ 11582-A *SW-351 | 1 |
| | | | | | | | I | | | Key blank | B9A 3685-A | AR |

| YEAR | MODEL/RESTRICTIONS | PART NUMBER | DESCRIPTION | QTY. |
|------|--------------------|-------------|-------------|------|
|------|--------------------|-------------|-------------|------|

22053 Refer to Group 22050

22134-5 ROD (DOOR LATCH CONTROL TO CYLINDER)

| | | | | |
|-------|----------|---------------------|--|-------------|
| 73/74 | E100/300 | C8UZ 8922134-A | R.H. and L.H.—front door Body side hinged door Back door | 2 1 1 |
| 75/78 | E100/350 | (RH) D5UZ 1122134-A | (LH) D5UZ 1122135-A Front door Side door Back door | 1 1 1 |

1973/79
TRUCK SERIES 100/500

| YEAR | MODEL/RESTRICTIONS | PART NUMBER | DESCRIPTION | QTY. |
|--|---|---|---|-------------|
| 22134-5 ROD (DOOR LATCH CONTROL TO CYLINDER) — Cont'd | | | | |
| 79 | E100/350 "Before Ser. DJ0,001" | (RH) D9UZ 1122134-A | (LH) D9UZ 1122135-A Front door Side door Back door | 1 1 1 |
| 79 | E100/350 "From Ser. DJ0,001" | (RH) D9UZ 1122134-B | (LH) D9UZ 1122135-B Front door Side door Back door | 1 1 1 |
| 73/77 | F100/500 | (RH) D3TZ 1022134-A | (LH) D3TZ 1022135-A Front door | 1 |
| 78 | F100/350 | | Front door | 1 |
| 79 | F100/350 | (RH) D9TZ 1022134-A | (LH) D9TZ 1022135-A Front door | 1 |
| 22152-3 ROD (FRONT DOOR LATCH ACTUATING) | | | | |
| 75/76 | E100/350 "Before Ser. B00,001" | (RH) D5UZ 1122152-A | (LH) D5UZ 1122153-B | 1 |
| 76/ | E100/350 -- w/o power door locks "From Ser. B00,001" | (RH) D5UZ 1122152-B | (LH) D5UZ 1122153-B | 1 |
| 79 | E100/350 -- w/power door locks | | Serviced in group 218A42 | |
| 73/ | F100/350 "From Ser. B00,001" | D5TZ 1022152-A | R.H. and L.H. | 2 |
| 73/76 | F500 "Before Ser. B00,001" | D3TZ 5022152-A | R.H. and L.H. | 2 |
| 76/77 | F500 "From Ser. B00,001" | D5TZ 5022152-A | R.H. and L.H. | 2 |
| 222A00-1 RETAINER (DOOR GLASS RUN LATCH SIDE) | | | | |
| 75/ | E100/350 | (RH) D5UZ 11222A00-A | (LH) D5UZ 11222A01-A Front door | 1 |
| 73/77 | F100/500 | (RH) D3TZ 10222A00-A | (LH) D3TZ 10222A01-A Front door | 1 |
| 78/ | F100/350 | | Front door | 1 |
| 73/ | F250/350(Crew Cab) | | Rear door | 1 |
| 22296-7 BAR (FRONT DOOR VENT WINDOW DIVISION) | | | | |
| 73/74 | E100/300 | (RH) C8UZ 8922296-A | (LH) C8UZ 8922297-A Black | 1 |
| 73/74 | E100/300 | (RH) C9UZ 8222296-A | (LH) C9UZ 8222297-A Bright finish | 1 |
| 75/ | E100/350 | (RH) D5UZ 1122296-A | (LH) D5UZ 1122297-A Paint to match | 1 |
| 75/ | E100/350 | (RH) D5UZ 2222296-A | (LH) D5UZ 2222297-A Bright finish | 1 |
| 73 | F100/500 "Before Ser. Q80,001" | (RH) D3TZ 1022296-A | (LH) D3TZ 1022297-A | 1 |
| 73/ | F100/350 "From Ser. Q80,001" | (RH) D7TZ 1022296-A | (LH) D7TZ 1022297-A | 1 |
| 223A24-5 RETAINER and BRACKET (FRONT DOOR VENT WINDOW DIVISION BAR GLASS RUN) | | | | |
| 73/74 | E100/300 | (RH) C8UZ 89223A24-A | (LH) C8UZ 89223A25-A | 1 |
| 75/ | E100/350 | (RH) D5UZ 11223A24-A | (LH) D5UZ 11223A25-A | 1 |
| 73/74 | F100/500 "Before Ser. T00,001" | (RH) D3TZ 10223A24-A | (LH) D3TZ 10223A25-A | 1 |
| 74/77 | F100/500 "From Ser. T00,001" | (RH) D4TZ 10223A24-A | (LH) D4TZ 10223A25-A | 1 |
| 78/ | F100/350 | | | 1 |
| 73/77 | F100/500 | 381758-S2 | (UU-106-AA)-screw-shoulder-1/4"-20 x 1 1/2" | 2 |
| 78/ | F100/350 | ★45336-S2 | Nut and washer-hex.-1/4"-20 | 2 |
| 22384-5 LEVER (DOOR OUTSIDE HANDLE RELEASE) | | | | |
| 75/ | E100/350 | D5UZ 1122384-A | R.H. and L.H.-front door Body side door Back door | 2 1 1 |
| 73/77 | F500(81) | (RH) D3TZ 5022384-A | (LH) D3TZ 5022385-A Front door | 1 |
| 22400-1 Refer to group 22404-5 | | | | |
| 22404-5 HANDLE (DOOR OUTSIDE) — Incl. attaching parts | | | | |
| 73/74 | E100/300 | (RH) C8UZ 8922404-A | (LH) C8UZ 8922405-A Front door | 1 |
| 73/74 | E100/300 | C8UZ 8922404-A | Body side hinged door Back door | 1 1 |
| 73/ | E100/300 -- w/sliding side door | | Refer to group 26600 | |
| 75/ | E100/350 | (RH) D5UZ 1122404-A | (LH) D5UZ 1122405-A Front door | 1 |
| 75/ | E100/350 | D5UZ 1122404-A | Body side hinged door Back door | 1 1 |
| 73/78 | F100/350 | (RH) ★ D3AZ 6522404-A r/b D8BZ 5422404-A(5/79) | (LH) D8BZ 5422405-A | 1 |
| 79 | F100/350 | (RH) D8BZ 5422404-A | (LH) D8BZ 5422405-A | 1 |
| 73/77 | F500(81) | (RH) D3TZ 5022404-A | (LH) D3TZ 5022405-A Front door- less button and pin | 1 |

1973/79
TRUCK SERIES 100/500

BODY SECTION 200 11

| YEAR | MODEL/RESTRICTIONS | PART NUMBER | DESCRIPTION | QTY. | |
|---|----------------------------------|---|--------------------------------------|------------|---|
| 224A14 SHROUD (FRONT DOOR INSIDE HANDLE) | | | | | |
| 73/74 | E100/300(89) | D3UZ 11224A14-D | Black | 2 | |
| | | D3UZ 11224A14-A | Blue | 2 | |
| | | D3UZ 11224A14-C | Ginger | 2 | |
| | | D3UZ 11224A14-B | Green | 2 | |
| | | ★55934-S9 | Screw-oval trim head-No. 8-18 x 3/4" | 4 | |
| 75/ | E100/350 | D5UZ 11224A14-A | Black | 2 | |
| 22428-9 PAD (DOOR OUTSIDE HANDLE LARGE) | | | | | |
| 73/74 | E100/300 | (RH) C8UZ 8922428-A | (LH) C8UZ 8922429-A | Front door | 1 |
| 73/74 | E100/300 | C8UZ 8922428-A | Body side hinged door | 1 | |
| | | | Back door | 1 | |
| 75/ | E100/350 | (RH) D5UZ 1122428-A | (LH) D5UZ 1122429-A | Front door | 1 |
| 75/ | E100/350 | D5UZ 1122428-A | Body side hinged door | 1 | |
| | | | Back door | 1 | |
| 73/77 | F500 | (RH) D3TZ 5022428-A | (LH) D3TZ 5022429-A | Front door | 1 |
| 22448-9 PAD (DOOR OUTSIDE HANDLE SMALL) | | | | | |
| 73/74 | E100/300 | (RH) C8UZ 8922448-A | (LH) C8UZ 8922449-A | Front door | 1 |
| 73/74 | E100/300 | C8UZ 8922448-A | Body side hinged door | 1 | |
| | | | Back door | 1 | |
| 75/ | E100/350 | D5UZ 1122448-A | R.H. and L.H.-front door | 2 | |
| | | | Body side hinged door | 1 | |
| | | | Back door | 1 | |
| 73/77 | F500 | (RH) D3TZ 5022448-A | (LH) D3TZ 5022449-A | Front door | 1 |
| 22454-5 BUTTON and GUIDE ASSY. (DOOR OUTSIDE HANDLE) - Incl. attaching parts | | | | | |
| 73/74 | E100/300 | C8UZ 8922454-A | Front door | 2 | |
| | | | Body side hinged door | 1 | |
| | | | Back door | 1 | |
| 75/ | E100/350 | (RH) D5UZ 1122454-A | (LH) D5UZ 1122455-A | Front door | 1 |
| 75/ | E100/350 | D5UZ 1122454-A | Body side hinged door | 1 | |
| | | D5UZ 1122454-B | Back door | 1 | |
| 73/77 | F500 | D3TZ 5022454-B | Front door | 2 | |
| 22459 RETAINER (FRONT DOOR OUTSIDE HANDLE BUTTON) | | | | | |
| 73/77 | F500 | D3TZ 5022459-A | | 2 | |
| 22462 SPRING (FRONT DOOR OUTSIDE HANDLE BUTTON AND GUIDE) | | | | | |
| 73/77 | F500 | D3TZ 5022462-A | | 2 | |
| 22600-1 HANDLE (DOOR INSIDE) - Also refer to group 26680 | | | | | |
| 73/74 | E100/300 | "Before Ser. U40,001" (RH) C8AZ 6222600-B | (LH) D5UZ 1122601-A | Front door | 1 |
| 73/74 | E100/300 | "Before Ser. U40,001" C8AZ 6222600-B | Body side hinged door | 1 | |
| | | | Back door | 1 | |
| 74/ | E100/350 | "From Ser. U40,001" (RH) D5UZ 1122600-A | (LH) D5UZ 1122601-A | Front door | 1 |
| 74 | E100/350 | "From Ser. U40,001" D5UZ 1122600-A | Body side hinged door | 1 | |
| | | | Back door | 1 | |
| 75/ | E100/350 | D5UZ 1122600-A | Body side hinged door | 1 | |
| | | D5UZ 1122601-A | Back door | 1 | |
| 73/77 | F100/500 | (RH) D3TZ 1022600-A | (LH) D3TZ 1022601-A | Front door | 1 |
| 78/ | F100/350 | | | Front door | 1 |
| 73/ | F250/350(Crew Cab) | (RH) D1AZ 6522600-A | (LH) D1AZ 6522601-A | Rear door | 1 |
| 22608 SPACER (FRONT DOOR INSIDE HANDLE) | | | | | |
| 73/74 | E100/300(82A,89) | C8UZ 8922608-A | | 2 | |
| 22620 ESCUTCHEON (DOOR HANDLE) | | | | | |
| 73/74 | E100/300 - - w/sliding side door | C7TZ 9122620-A | | 1 | |
| 22624 SPRING (FRONT DOOR WINDOW HANDLE) | | | | | |
| 73/77 | F100/500 | DOAZ 6322624-A | | 2 | |
| 78/ | F100/350 | | | 2 | |
| 22634 CUP (FRONT DOOR INSIDE HANDLE) | | | | | |
| 73/74 | E100/300 | D3UZ 8222634-B | R.H. and L.H.-avocado | 2 | |
| | | D3UZ 8222634-A | R.H. and L.H.-ginger | 2 | |

OCTOBER, 1979

COPYRIGHT © 1979-

FORD MOTOR

—DEARBORN, MICHIGAN

COMPANY

NEW ISSUE

1973/79
TRUCK SERIES 100/500

| YEAR | MODEL/RESTRICTIONS | PART NUMBER | DESCRIPTION | QTY. |
|--|---------------------------|------------------|--|------|
| 22634 CUP (FRONT DOOR INSIDE HANDLE) — Cont'd | | | | |
| 75/76 | E100/350 | D0TZ 1022634-A | R.H. and L.H.—blue | 2 |
| | | D5UZ 1122634-A | R.H. and L.H.—green | 2 |
| | | D5UZ 1122634-B | R.H. and L.H.—tan | 2 |
| 75/77 | E250/350(Cutaway Cab) | C8AZ 6222634-A2U | R.H. and L.H.—parchment—paint to match | AR |
| 78/ | E100/350 | | | AR |
| 22666 HANDLE (DOOR PULL) | | | | |
| 73/74 | F250/350(Crew Cab) | D4TZ 2522666-D | R.H. and L.H.—avocado | 2 |
| | | D4TZ 2522666-A | R.H. and L.H.—black | 2 |
| | | D4TZ 2522666-B | R.H. and L.H.—blue | 2 |
| | | D4TZ 2522666-E | R.H. and L.H.—green | 2 |
| | | D4TZ 2522666-C | R.H. and L.H.—red | 2 |
| 75/76 | E100/350 — w/sliding door | D5UZ 2222666-B | Blue | 1 |
| | | D5UZ 2222666-C | Green | 1 |
| | | D5UZ 2222666-A | Tan | 1 |
| 75/76 | F250/350(Crew Cab) | D4TZ 2522666-A | R.H. and L.H.—black | 2 |
| | | D4TZ 2522666-B | R.H. and L.H.—blue | 2 |
| | | D5TZ 2522666-A | R.H. and L.H.—green | 2 |
| | | D4TZ 2522666-C | R.H. and L.H.—red | 2 |
| | | D6TZ 2522666-A | R.H. and L.H.—tan | 2 |
| 77 | E100/350 | D7UZ 2222666-A | Black | 1 |
| | | D5UZ 2222666-B | Blue | 1 |
| | | D7UZ 2222666-B | Jade | 1 |
| | | D5UZ 2222666-A | Red | 1 |
| 77 | F100/350 | D7UZ 2222666-A | Black | 1 |
| | | D5UZ 2222666-B | Blue | 1 |
| | | D7UZ 2222666-B | Jade | 1 |
| | | D7TZ 2522666-A | Red | 1 |
| | | D5UZ 2222666-A | Tan | 1 |
| 78 | E100/350, F100/350 | D7UZ 2222666-A | Black | 1 |
| | | D8UZ 2222666-B | Blue | 1 |
| | | D7UZ 2222666-B | Jade | 1 |
| | | D8UZ 2222666-A | Red | 1 |
| | | D8UZ 2222666-C | Saddle | 1 |
| | | D5UZ 2222666-A | Tan | 1 |
| 79 | E100/350, F100/350 | D7UZ 2222666-A | Black | 1 |
| | | D8UZ 2222666-B | Blue | 1 |
| | | D7UZ 2222666-B | Jade | 1 |
| | | D9UZ 2222666-B | Red | 1 |
| | | D9UZ 2222666-A | Sand | 1 |
| 22670 COVER (DOOR PULL HANDLE RETAINER) | | | | |
| 75/ | E100/350 — w/sliding door | D3MY 6522670-A | | AR |
| 73/ | F250/350(Crew Cab) | | | 4 |
| 22800 HINGE ASSY. (FRONT DOOR UPPER) | | | | |
| 73/74 | E100/300 | C8UZ 8922800-A | R.H. and L.H. | 2 |
| 75/ | E100/350 | D5UZ 1122800-A | R.H. and L.H. | 2 |
| 73/77 | F100/500 | D3TZ 1022800-A | R.H. and L.H. | 2 |
| 78/ | F100/350 | | R.H. and L.H. | 2 |
| 73/ | E100/350 | 382623-S2 | (UU-52-AL)—screw—hex. head top -5/8"—18 x 1 1/8" | AR |
| 73/ | F100/350 | | | AR |
| 22810 HINGE ASSY. (FRONT DOOR LOWER) | | | | |
| 73/74 | E100/300 | C8UZ 8922810-A | R.H. and L.H. | 2 |
| 75/ | E100/350 | D5UZ 1122810-A | R.H. and L.H. | 2 |
| 73/77 | F100/500 | D3TZ 1022810-A | R.H. and L.H. | 2 |
| 78/ | F100/350 | | R.H. and L.H. | 2 |
| 73/ | E100/350 | 382623-S2 | (UU-52-AL)—screw—hex. head top— 5/8"—18 x 1 1/8" | AR |
| 73/ | F100/350 | | | AR |
| 22826 PLATE (FRONT DOOR HINGE BOLT ACCESS HOLE COVER) | | | | |
| 73/74 | E100/300 | C8UZ 8922826-A | R.H. and L.H. | 2 |

1973/79
TRUCK SERIES 100/500

BODY SECTION 200 13

| YEAR | MODEL/RESTRICTIONS | PART NUMBER | DESCRIPTION | QTY. | |
|--|------------------------------------|---------------------|---|----------------|---|
| 22840 PIN (DOOR HINGE) | | | | | |
| 73/74 | E100/350 | C1UB 8922840-A | Front door Side door Back door | AR AR AR | |
| 73/ | E100/350 | C9UZ 8922840-A | Front door-2 3/8" long Body side door Back door-cut to fit | 2 2 2 | |
| 22852 PLATE (FRONT DOOR HINGE) | | | | | |
| 73/74 | E100/300 | C8UZ 8922852-A | R.H. and L.H. | 2 | |
| 22894 SHIELD ASSY. (FRONT DOOR CHECK OPENING) | | | | | |
| 73/ | E100/350 -- w/two stage door check | C8UZ 8922894-A | R.H. and L.H. | 2 | |
| 22916-7 HANDLE (FRONT DOOR VENT WINDOW) - Incl. attaching parts | | | | | |
| 73/78 | E100/350 | (RH) C8UZ 8922916-A | (LH) C8UZ 8922917-A | Bright | 1 |
| 77 | F100/500 "From Ser. Y00,001" | | | | 1 |
| 78 | F100/350 | | | | 1 |
| 79 | E100/350 | (RH) D8UZ 1122916-A | (LH) D8UZ 1122917-A | Black | 1 |
| 79 | F100/350 | | | | 1 |
| 73/77 | F100/500 "Before Ser. Y00,001" | (RH) C80Z 5422916-B | (LH) C80Z 5422917-B | | 1 |
| 22920-1 KEY (FRONT DOOR VENT WINDOW LATCHING HANDLE) | | | | | |
| 73/ | E100/350 | (RH) C8UZ 8922920-A | (LH) C8UZ 8922921-A | | 1 |
| 77 | F100/500 | | | | 1 |
| 78/ | F100/350 | | | | 1 |
| 22926 SPRING (FRONT DOOR VENT WINDOW PIVOT) | | | | | |
| 73/77 | E100/350, F100/500 | B5A 7022926-A | R.H. and L.H. | 2 | |
| 78/ | E100/350, F100/350 | | | | 2 |
| 22954 BRACKET (FRONT DOOR VENT WINDOW LOWER PIVOT) | | | | | |
| 73/77 | F100/500 | D3TZ 1022954-A | R.H. and L.H. | 2 | |
| 78/ | F100/350 | | R.H. and L.H. | 2 | |
| 22963 WASHER (FRONT DOOR VENT WINDOW PIVOT FRICTION) | | | | | |
| 73/77 | E100/350, F100/500 | C2AZ 6222963-A | R.H. and L.H. | 2 | |
| 78/ | E100/350, F100/350 | | | | 2 |
| 22986 SPRING (FRONT DOOR VENT WINDOW LATCH HANDLE) | | | | | |
| 73/ | E100/350 | B9A 6422986-A | R.H. and L.H. | 2 | |
| 22992 STOP (FRONT DOOR VENT WINDOW PIVOT) | | | | | |
| 73/77 | E100/350, F100/500 | C7TZ 8122992-A | R.H. and L.H. | 2 | |
| 78/ | E100/350, F100/350 | | | | 2 |
| 23200-1 REGULATOR ASSY. (FRONT DOOR WINDOW) | | | | | |
| 73/74 | E100/300 | (RH) C8UZ 8923200-A | (LH) C8UZ 8923201-A | | 1 |
| | | 356782-S8 | (BB-114)-screw-No. 12-24 x 1/2" | | 8 |
| 78/79 | E100/350 "Before Ser. FE0,001" | (RH) D8UZ 1123200-A | (LH) D8UZ 1123201-A | | 1 |
| 79 | E100/350 "From Ser. FE0,001" | (RH) D9UZ 1123200-A | (LH) D9UZ 1123201-A | | 1 |
| 73/ | F100/350 | (RH) D8TZ 1023200-A | (LH) D8TZ 1023201-A | | 1 |
| 23220-1 PLATE (DOOR WINDOW REGULATOR ANCHOR) | | | | | |
| 73/ | F250/350(Crew Cab) | (RH) D3TZ 2523220-A | (LH) D3TZ 2523221-A | | 1 |
| 23240 ROLLER (FRONT DOOR WINDOW REGULATOR ARM) | | | | | |
| 73/74 | E100/300 | COAB 6423240-B | R.H. and L.H. | 2 | |
| 75/ | E100/350 | D6AZ 5323240-A | | AR | |
| 75/ | F100/350 | | | AR | |
| 23342 HANDLE (FRONT DOOR WINDOW REGULATOR) | | | | | |
| 73/74 | E100/300(82A,B,89) | C8AZ 6223342-A | R.H. and L.H.-less knob | 2 | |
| 73/74 | E100/300(82C) | C9UZ 8223342-A | R.H. and L.H.-less knob | 2 | |
| 73/ | E100/350(82C) | D3AZ 6523342-A | R.H. and L.H. - incl. clear plastic knob | 2 | |
| 73/74 | F100/500 "Before Ser. U80,001" | | R.H. and L.H. | 2 | |
| 74/77 | F100/500 "From Ser. U80,001" | D4TZ 1023342-A | R.H. and L.H.-incl. black knob w/depressed rings and step-down center | 2 | |
| 78/ | F100/350(exc. 81E) | | | 2 | |
| 77/ | F100/350(81E) | D40Z 6523342-A | R.H. and L.H.-incl. clear plastic knob | 2 | |
| 73/74 | E100/300 | 381571-S13 | (UU-56-BA)-screw-oval head-No. 8-32 x 5/8" | 2 | |
| 73/77 | F100/500 | C9UZ 8223342-A | R.H. and L.H.-less knob | 2 | |
| 78/ | F100/350 | | | 2 | |

APRIL, 1980

COPYRIGHT © 1980-

FORD MOTOR
COMPANY

—DEARBORN, MICHIGAN

CHANGE 1

1973/79
TRUCK SERIES 100/500

| YEAR | MODEL/RESTRICTIONS | PART NUMBER | DESCRIPTION | QTY. | |
|---|---|---------------------|---------------------------------------|-----------------|----|
| 23352 KNOB (FRONT DOOR WINDOW REGULATOR HANDLE) | | | | | |
| 73/74 | E100/300 | D1AZ 6523352-C | R.H. and L.H.-black | 2 | |
| 73/77 | F100/500 | | R.H. and L.H. | 2 | |
| 78/ | F100/350 | | R.H. and L.H. | 2 | |
| | | D1AZ 6523352-E | R.H. and L.H.-blue | 2 | |
| | | D1AZ 6523352-G | R.H. and L.H.-ginger | 2 | |
| | | D1AZ 6523352-H | R.H. and L.H.-green | 2 | |
| 23362 COVER (FRONT DOOR WINDOW REGULATOR HANDLE SCREW) | | | | | |
| 73/74 | E100/300(82C) -- 123" W/B | C8AZ 6223362-A | R.H. and L.H. | 2 | |
| 73/74 | E300(Cutaway Cab) | | R.H. and L.H. | 2 | |
| 23370 PLATE (FRONT DOOR WINDOW REGULATOR HANDLE) | | | | | |
| 73/74 | E100/300(82) | C8AZ 6223370-A | R.H. and L.H. | 2 | |
| 73/74 | E300(Cutaway Cab) | | R.H. and L.H. | 2 | |
| 73/77 | F100/500 | | R.H. and L.H. | 2 | |
| 78/ | F100/350 | | R.H. and L.H. | 2 | |
| 75/ | E150/250(82C) | C9ZZ 6523370-A | R.H. and L.H. | 2 | |
| 75/ | E250/350(Cutaway Chateau Cab) | | R.H. and L.H. | 2 | |
| 23504 STRAP (FRONT DOOR CHECK) | | | | | |
| 73/74 | E100/300 -- w/single stage door check | D2UZ 1123504-B | R.H. and L.H. | 2 | |
| 73/74 | E100/300 -- w/two stage door check | D2UZ 1123504-C | | 2 | |
| 23706 INSULATION (DOOR) | | | | | |
| 73 | E100/300 -- w/hinged doors "Before Ser. Q40,001" | C9UZ 8923706-A | Cut to fit | 10 | |
| 73/76 | E100/350 -- w/hinged doors "From Ser. Q40,001 to Ser. C00,001" | D3UZ 1123706-A | 21 1/4" x 11" cut to fit | 10 | |
| 76/ | E100/350 -- w/hinged doors "From Ser. C00,001" | D6UZ 1146310-A | Cut to fit | AR | |
| 23762-3 RETAINER (FRONT DOOR TRIM PANEL) - Paint to match | | | | | |
| 73/74 | E100/300 | (RH) C9UZ 8223762-A | (LH) C9UZ 8223763-A | Upper | 1 |
| 73/74 | E100/300 | C9UZ 8223762-A | | Rear-cut to fit | AR |
| 24142 PLATE (FRONT DOOR ARM REST FINGER TIP) - Paint to match | | | | | |
| 73/77 | F100/500 | D3TZ 1024142-A | R.H. and L.H. | 2 | |
| 78/ | F100/350 | | | 2 | |
| | | 52445-S13 | (U-317)-screw-oval head-No. 8-18 x 1" | 4 | |
| 24146 CLIP (ARM REST) | | | | | |
| 78/ | E100/350 | C7AZ 6224146-A | | AR | |
| 73/76 | F100/350(Super Cab) "Before Ser. B00,001" | D2FZ 6224146-A | | AR | |
| 76/ | F100/350(Super Cab) "From Ser. B00,001" | D6FZ 6224146-A | | AR | |
| 24300-1 PILLAR ASSY. (CENTER BODY) | | | | | |
| 73/76 | F250/350(Crew Cab) | (RH) D3TZ 2524300-A | (LH) D3TZ 2524301-A | | 1 |
| 77/ | F250/350(Crew Cab) | (RH) D7TZ 2524300-A | (LH) D7TZ 2524301-A | | 1 |
| 24346-7 Refer to Group in Soft Trim Section | | | | | |
| 243A52 PANEL (BODY LATCH PILLAR INSIDE FINISH) - Paint to match | | | | | |
| 73/74 | E100/300 -- w/hinged side doors | C8TZ 89243A52-A | | 1 | |
| 73/74 | E100/300 -- w/sliding door | D2UZ 11243A52-A | | 1 | |
| 75 | E100/350 -- w/sliding door | D5UZ 22243A52-A | | 1 | |
| 76/ | E100/350 -- w/sliding door | D6UZ 16243A52-A | Upper | 1 | |
| 76 | E100/350 -- w/sliding door | D6UZ 12243A52-B | Lower | 1 | |
| 77/ | E100/350 | | Lower | 1 | |
| 77/ | E100/350 -- w/hinged side doors | D7UZ 12243A52-A | Upper | 1 | |
| 24416-70 Refer to Exterior Moulding Section at the end of this catalog | | | | | |

**1973/79
TRUCK SERIES 100/500**

| YEAR | MODEL/RESTRICTIONS | PART NUMBER | DESCRIPTION | QTY. |
|--|---|--|--|----------------------|
| 24622-3 DOOR ASSY. | | | | |
| HINGED SIDE DOOR | | | | |
| 73/74 | E100/300(89A,B) | D1UZ 1124622-A | Front-less window opening | 1 |
| | | D1UZ 1124623-A | Rear-less window opening | 1 |
| 73/74 | E100/300(82,89C,D,E,F) | D1UZ 1124622-B | Front-incl. window opening | 1 |
| | | D1UZ 1124623-B | Rear-incl. window opening | 1 |
| 73/74 | E100/300 | 385967-S | (PP-14-BH)-plug (button)-19/64" x 1 1/2" | AR |
| 75/76 | E100/350 "Before Ser. B00,001" | ★ D5UZ 1124622-C r/b D6UZ 1124622-C(5/79) | Front-incl. window opening | 1 |
| | | D5UZ 1124623-B | Rear-incl. window opening | 1 |
| 76/78 | E100/350 "From Ser. B00,001 to Ser. BE0,001" | ★ D6UZ 1124622-B r/b D8UZ 1124622-A(1/79) | Front-incl. window opening | 1 |
| | | ★ D6UZ 1124623-B r/b D8UZ 1124623-A(1/79) | Rear-incl. window opening | 1 |
| 78 | E100/350 "From Ser. BE0,001" | D8UZ 1124622-A | Front-incl. window opening | 1 |
| | | D8UZ 1124623-A | Rear-incl. window opening | 1 |
| 75/78 | E100/350 | D6UZ 1124622-A | Front-less window opening | 1 |
| | | D6UZ 1124623-A | Rear-less window opening | 1 |
| 79 | E100/350 | D9UZ 1124622-A | Front-incl. window opening | 1 |
| | | D9UZ 1124623-A | Rear-incl. window opening | 1 |
| | | D6UZ 1124622-A | Front-less window opening | 1 |
| | | D9UZ 1124623-B | Rear-less window opening | 1 |
| SLIDING SIDE DOOR | | | | |
| 73/74 | E100/300(89A,B) | D2UZ 1124622-A | Less window openings | 1 |
| 73/74 | E100/300(82,89C,D,E,F) | D2UZ 1124622-B | Incl. window openings | 1 |
| 73/74 | E100/300 | 385967-S | (PP-14-BH)-plug (button)-19/64" x 1 1/2" | AR |
| 75/76 | E100/350 "Before Ser. B75,001" | D5UZ 2224622-A | Incl. window opening-moveable | 1 |
| | | D5UZ 2224622-B | Incl. window opening-fixed | 1 |
| 75/78 | E100/350 "From Ser. B75,001" | D6UZ 1124622-C | Less window opening | 1 |
| 76/78 | E100/350 "From Ser. B75,001 to Ser. BE0,001" | ★ D6UZ 2224622-A r/b D8UZ 2224622-A(8/79) | Incl. window opening-moveable | 1 |
| | | ★ D6UZ 2224622-B r/b D8UZ 2224622-B(5/79) | Incl. window opening-fixed | 1 |
| 78 | E100/350 "From Ser. BE0,001" | D8UZ 2224622-A | Incl. window opening-moveable | 1 |
| | | D8UZ 2224622-B | Incl. window opening-fixed | 1 |
| 79 | E100/350 | D9UZ 1124622-B | Less window opening | 1 |
| | | D9UZ 1224622-A | Incl. window opening-moveable | 1 |
| | | D9UZ 1224622-B | Incl. window opening-fixed | 1 |
| BACK DOOR | | | | |
| 73/74 | E100/300 | (RH) D1UZ 1124622-A | (LH) D0UZ 1140011-C | Less window opening |
| | | (RH) D1UZ 1124622-B | (LH) D0UZ 1140011-D | Incl. window opening |
| 73/74 | E100/300 | 385967-S | (PP-14-BH)-plug (button)-19/64" x 1 1/2" | AR |
| 75/ | E100/350 | | Refer to group 40010-1 | |
| 24630-1 DOOR ASSY. (REAR) | | | | |
| 73/76 | F250/350(Crew Cab) | (RH) D4TZ 2524630-A | (LH) D4TZ 2524631-A | 1 |
| 77 | F250/350(Crew Cab) | (RH) D7TZ 2524630-A | (LH) D7TZ 2524631-A | 1 |
| 78 | F250/350(Crew Cab) | (RH) D8TZ 2524630-A | (LH) D8TZ 2524631-A | 1 |
| 79 | F250/350(Crew Cab) | (RH) D9TZ 2524630-A | (LH) D9TZ 2524631-A | 1 |
| 24700-1 PANEL (REAR DOOR OUTER REPAIR) | | | | |
| 73/77 | F250/350(Crew Cab) "Before Ser. X80,001" | (RH) D4TZ 2524700-A | (LH) D4TZ 2524701-A | 1 |
| 77/78 | F250/350(Crew Cab) "From Ser. X80,001" | (RH) D7TZ 2524700-A | (LH) D7TZ 2524701-A | 1 |
| 79 | F250/350(Crew Cab) | (RH) D9TZ 2524700-A | (LH) D9TZ 2524701-A | 1 |
| 247A30-1 RETAINER (DOOR WEATHERSTRIP) | | | | |
| 73/ | F250/350 (Crew Cab) | (RH) D3TZ 25247A30-A | (LH) D3TZ 25247A31-A | 1 |
| 24766 COVER (BODY SIDE DOOR INNER PANEL ACCESS HOLE) - Paint to match | | | | |
| 73/ | E100/350 -- w/sliding door | D2UZ 1124766-A | Upper | 2 |
| 79 | E100/350 -- w/sliding door | D9UZ 1224766-A | Lower | 3 |
| 73/78 | E100/350 -- w/sliding door | D2UZ 1224766-A | Lower | 2 |
| 75/ | E100/350 -- w/hinged doors and w/o moveable windows | D9UZ 1124766-A | Side and back doors | AR |
| 24894 FILLER (BODY SIDE DOOR OPENING CORNER REAR) | | | | |
| 75/ | E100/350 -- w/hinged side doors | D5UZ 1124894-A | | 1 |
| 75/ | E100/350 -- w/sliding door | D5UZ 2224894-A | | 1 |

1973/79
TRUCK SERIES 100/500

| YEAR | MODEL/RESTRICTIONS | PART NUMBER | DESCRIPTION | QTY. |
|---|---|----------------|---|------|
| 25000-1 ROLLER (BODY SIDE DOOR LOWER GUIDE) | | | | |
| 73/74 | E100/300 -- w/sliding door | D2UZ 1125000-A | Front | 1 |
| | | D2UZ 1125001-A | Rear | 1 |
| 25004 TRACK (BODY SIDE DOOR CENTER) | | | | |
| 73/74 | E100/300 -- w/sliding door | D2UZ 1125004-A | | 1 |
| 75/76 | E100/350 -- w/sliding door "Before Ser. C00,001" | D5UZ 2225004-A | | 1 |
| 76/ | E100/350 -- w/sliding door "From Ser. C00,001" | D6UZ 1225004-A | | 1 |
| 25006 TRACK (BODY SIDE DOOR UPPER) | | | | |
| 73/74 | E100/300 -- w/sliding door | D2UZ 1125006-A | | 1 |
| 75 | E100/350 -- w/sliding door "Before Ser. W80, 001" | D5UZ 2225006-A | | 1 |
| 75/76 | E100/350 -- w/sliding door "From Ser. W80,001 to Ser. C50,001" | D6UZ 1225006-A | | 1 |
| 76/ | E100/350 -- w/sliding door "From Ser. C50,001" | D6UZ 1225006-B | | 1 |
| 25008 SUPPORT (BODY SIDE DOOR UPPER TRACK FRONT) | | | | |
| 73/74 | E100/300 -- w/sliding door | D2UZ 1125008-A | | 1 |
| 75/ | E100/350 -- w/sliding door | D5UZ 2225008-A | | 1 |
| 25016 TRACK (BODY SIDE DOOR LOWER) | | | | |
| 73/74 | E100/300 -- w/sliding door | D2UZ 1125016-A | | 1 |
| 75/ | E100/350 -- w/sliding door | D5UZ 2225016-A | Incl. retainer | 1 |
| 25020 BRACKET (BODY SIDE DOOR LOWER TRACK FRONT) | | | | |
| 73/74 | E100/300 -- w/sliding door | D2UZ 1125020-A | | 1 |
| 25024 GUIDE (BODY SIDE DOOR LOWER) | | | | |
| 73/74 | E100/300 -- w/sliding door | D2UZ 1125024-A | | 1 |
| 25028 ROLLER (BODY SIDE DOOR UPPER GUIDE) | | | | |
| 73/ | E100/350 -- w/sliding door | D6UZ 1225028-A | | 1 |
| | | 376838-S2 | (MM-296-AF)-nut & washer assy.-5/16"-18 | 1 |
| 25030 SHIELD (BODY SIDE DOOR CENTER TRACK) | | | | |
| 73/74 | E100/300 -- 105" W/B with sliding door | D2UZ 1125030-A | | 1 |
| 73/74 | E100/300 -- 123" W/B with sliding door | D2UZ 1125030-B | | 1 |
| 73/74 | E100/300 | ★383665-S100 | Clip assy.-No. 8-32 x 5/8" | 5or6 |
| | | ★45271-S36 | Nut-No. 8-32 | 5or6 |
| | | 383356-S | (MM-216-PA)-nut-insert-No. 8 | 2 |
| | | ★56912-S39 | Screw-No. 8-18 x 3/4" | 2 |
| 75/ | E100/350 -- 124" W/B with sliding door | D5UZ 2225030-B | | 1 |
| 75/ | E100/350 -- 138" W/B with sliding door | D5UZ 2225030-A | | 1 |
| 25036 BRACKET (BODY SIDE DOOR UPPER GUIDE) | | | | |
| 73/74 | E100/300 -- w/sliding door | D2UZ 1125036-A | | 1 |
| | | ★374371-S40 | Screw & washer-1/4"-20 x 3/4" | 3 |
| 75/ | E100/350 -- w/sliding door | D5UZ 2225036-A | | 1 |
| 25040 STOP (BODY SIDE DOOR) | | | | |
| 73/74 | E100/300 -- w/sliding door | D2UZ 1125040-A | | 1 |
| 25044 ROD (BODY SIDE DOOR STOP) | | | | |
| 73/74 | E100/300 -- w/sliding door | D2UZ 1125044-A | | 1 |
| 75/ | E100/350 | D5UZ 2225044-A | | 1 |
| 25046 RETAINER (BODY SIDE DOOR LOWER TRACK BUMPER) | | | | |
| 73/74 | E100/300 -- w/sliding door | D2UZ 1125046-A | | 1 |
| 25052 RETAINER (BODY SIDE DOOR UPPER TRACK BUMPER) | | | | |
| 73/74 | E100/300 -- w/sliding door | D2UZ 1125052-A | | 1 |
| 25054 CHECK (BODY SIDE DOOR LOWER GUIDE) | | | | |
| 73/74 | E100/300 -- w/sliding door | D2UZ 1225054-A | | 1 |
| | | ★57030-S40 | Screw & washer-1/4"-20 x 3/4" | 2 |
| 75/ | E100/350 -- w/sliding door | D6UZ 1225054-A | Incl. bumper | 1 |

**1973/79
TRUCK SERIES 100/500**

| YEAR | MODEL/RESTRICTIONS | PART NUMBER | | DESCRIPTION | QTY. | |
|--|--|---------------|------------|--|-------------|---------------------------------|
| 25300 WEDGE (DOOR) | | | | | | |
| 73/74 | E100/300 -- w/hinged doors | C8UZ | 8925300-A | Body side doors | 2 | |
| 73/74 | E100/300 | | | Back doors | 2 | |
| | | | 359294-S37 | (BB-574-A)-screw & washer-1/4"-20 x 1/2" | 8 | |
| 75/ | E100/350 | D5UZ | 1125300-A | Body side doors | 2 | |
| | | | | Back doors | 2 | |
| 25318 PLATE (DOOR WEDGE STRIKER) | | | | | | |
| 73/74 | E100/300 -- w/hinged doors | C8UZ | 8925318-A | Body side doors | 2 | |
| 73/74 | E100/300 | | | Back doors | 2 | |
| 25322 SPACER (BODY SIDE DOOR WINDOW STRIKER PLATE) | | | | | | |
| 73/ | E100/300 -- w/hinged doors | C8UZ | 8925322-A | Body side doors - 3 1/4" long | 2 | |
| 73/ | E100/300 | | | Back doors | 2 | |
| 75/ | E100/350 | D5UZ | 1125322-A | Body side doors - 2 3/8" long | AR | |
| | | | | Back door | AR | |
| 25324-5 WEATHERSTRIP (DOOR) | | | | | | |
| 73/74 | E100/300 -- w/hinged doors | C8UZ | 8925324-A | Front-body side door | 1 | |
| | | C8UZ | 8925325-A | Rear-body side door | 1 | |
| 73/74 | E100/300 -- w/sliding door | D2UZ | 1125324-A | Body side door | 2 | |
| 73/74 | E100/300 | (RH) C8UZ | 8925324-A | (LH) C8UZ 8925325-A | Back door | |
| 75/ | E100/350 | | | Back doors - refer to group 43722-3 | | |
| 75/ | E100/350 -- w/hinged doors | D7UZ | 1125324-A | Front-body side door | 1 | |
| | | D7UZ | 1125325-A | Rear-body side door | 1 | |
| 75/76 | E100/350 -- w/sliding door "Before Ser. B50,001" | D5UZ | 2225324-A | Upper-body side door | 1 | |
| | | D6UZ | 2225324-B | Lower-body side door | 1 | |
| 76/ | E100/350 -- w/sliding door "From Ser. B50,001" | D6UZ | 2225324-A | Upper-body side door | 1 | |
| | | D6UZ | 2225324-B | Lower-body side door | 1 | |
| 25388 WEATHERSTRIP (BODY SIDE DOOR WINDOW REAR) | | | | | | |
| 79 | E100/350 | D9UZ | 1125388-A | | 2 | |
| 25453 MOULDING (BODY SIDE DOOR HEADER GARNISH) - Paint to match | | | | | | |
| 73/74 | E100/300 (82,89E,F) -- 123" W/B with hinged side doors and insulation | D2UZ | 1225453-A | | 1 | |
| 75/ | E100/350 -- w/sliding door | D5UZ | 2225453-A | Tan-paint to match | 1 | |
| 73/74 | E100/300 -- w/sliding door | D3UZ | 1225453-A | | 1 | |
| 77/ | E100/350 -- w/hinged side doors | D7UZ | 1225453-A | | 1 | |
| 73/74 | E100/300 | | 376290-S | (UU-56-D)-screw-No. 8-18 x 1 1/4" | 5 | |
| 25532-622 Refer to Exterior Moulding Section at the end of this catalog | | | | | | |
| YEAR | MODEL/RESTRICTIONS | PART NUMBER | | NAGS NO. | DESCRIPTION | QTY. |
| | | CLEAR | TINTED | | | |
| 25722 GLASS (WINDOW) | | | | | | |
| Notes: ♦ - Laminated glass, ◇ - Tempered glass | | | | | | |
| R.H.-BODY SIDE DOORS | | | | | | |
| 73/74 | E100/300 -- w/moveable windows and hinged doors | C8UZ | 8225722-A | Not available | D3931L | ♦ |
| | | C8UZ | 8925722-C | C8UZ 8925722-D | D3931 | ◇ |
| 73/74 | E100/300 -- w/moveable windows and sliding door | D2UZ | 1125722-A | D2UZ 1125722-B | D4755 | ◇ |
| 73/74 | E100/300 -- w/fixe windows | C8UZ | 8925722-E | D4UZ 1225722-A | D3932L | ♦ |
| | | C8UZ | 8925722-A | C8UZ 8925722-B | D3932 | ◇ |
| 75/ | E100/350 -- w/fixe windows and sliding door | Not available | | D5UZ 1125722-T | D5343L | ♦ Less frame |
| | | Not available | | D5UZ 1125722-U | D5343LOW | ♦ One Way-less frame |
| | | D5UZ | 1125722-R | D5UZ 1125722-S | D5343 | ◇ Less frame |
| 75/ | E100/350 -- w/moveable windows and sliding door | D5UZ | 1225722-A | D5UZ 1125722-A | D5342 | ◇ Rear-incl. frame |
| | | D5UZ | 1225722-B | D5UZ 1125722-H | D5341 | ◇ Front-incl. frame |
| | | Not available | | D6UZ 1125722-A | D5340L | ♦ Rear-incl. frame |
| | | Not available | | D6UZ 1125722-C | D5339L | ♦ Front-incl. frame |
| | | Not available | | D6UZ 1125722-B | D5340LOW | ♦ Rear-One Way- incl. frame |
| | | Not available | | D6UZ 1125722-D | D5339LOW | ♦ Front-One Way- incl. frame |

1973/79
TRUCK SERIES 100/500

| YEAR | MODEL/RESTRICTIONS | PART NUMBER | | NAGS NO. | DESCRIPTION | QTY. |
|--|--|----------------------|---------------------------------|-------------|-----------------------------|------|
| | | CLEAR | TINTED | | | |
| 25722 GLASS (WINDOW) — Cont'd | | | | | | |
| Notes: ♦ — Laminated glass, ◇ — Tempered glass | | | | | | |
| R.H.—BODY SIDE DOORS | | | | | | |
| 75/ | E100/350 — w/fixed windows and hinged doors | D5UZ 1125722-D | D5UZ 1125722-E | D5338 | ◇ Less frame | 2 |
| | | Not available | D5UZ 1125722-G | D5338L | ♦ Less frame | 2 |
| | | Not available | D5UZ 1125722-F | D5338LOW | ♦ One Way-less frame | 2 |
| 75/ | E100/350 — w/moveable windows and hinged doors | D5UZ 1125722-M | D5UZ 1125722-L | D5337 | ◇ Incl. frame | 2 |
| | | Not available | D6UZ 1125722-E | D5336L | ♦ Incl. frame | 2 |
| | | Not available | D6UZ 1125722-F | D5336LOW | ♦ One Way — incl. frame | 2 |
| L.H.—BODY SIDE | | | | | | |
| 73/74 | E100/300 — w/moveable windows | C8UZ 8225722-A | Not available | D3931L | ♦ | 2 |
| | | C8UZ 8925722-C | C8UZ 8925722-D | D3931 | ◇ | 2 |
| 73/74 | E100/300 — w/fixed windows | C8UZ 8925722-E | D4UZ 1225722-A | D3932L | ♦ | 2 |
| | | C8UZ 8925722-A | C8UZ 8925722-B | D3932 | ◇ | 2 |
| 75/ | E100/350 — w/fixed windows | Not available | D5UZ 1125722-T | D5343L | ♦ Less frame | 1 |
| | | Not available | D5UZ 1125722-U | D5343LOW | ♦ One Way-less frame | 1 |
| | | D5UZ 1125722-R | D5UZ 1125722-S | D5343 | ◇ Less frame | 1 |
| 75/ | E100/350 — w/moveable windows | D5UZ 1225722-A | D5UZ 1125722-A | D5342 | ◇ Front-incl. frame | 1 |
| | | D5UZ 1225722-B | D5UZ 1125722-H | D5341 | ◇ Rear-incl. frame | 1 |
| | | Not available | D6UZ 1125722-A | D5340L | ♦ Front-incl. frame | 1 |
| | | Not available | D6UZ 1125722-C | D5339L | ♦ Rear-incl. frame | 1 |
| | | Not available | D6UZ 1125722-B | D5340LOW | ♦ Front—One Way—incl. frame | 1 |
| | | Not available | D6UZ 1125722-D | D5339LOW | ♦ Rear—One Way—incl. frame | 1 |
| BACK DOORS | | | | | | |
| 73/74 | E100/300 — w/moveable windows | C8UZ 8225722-A | Not available | D3931L | ♦ | 2 |
| | | C8UZ 8925722-C | C8UZ 8925722-D | D3931 | ◇ | 2 |
| 73/74 | E100/300 — w/fixed windows | C8UZ 8925722-E | D4UZ 1225722-A | D3932L | ♦ | 2 |
| | | C8UZ 8925722-A | C8UZ 8925722-B | D3932 | ◇ | 2 |
| 75/ | E100/350 | Refer to group 42006 | | | | |
| YEAR | MODEL/RESTRICTIONS | PART NUMBER | | DESCRIPTION | | QTY. |
| 257A24 PROP (BODY SIDE DOOR WINDOW) — Incl. attaching parts | | | | | | |
| 73/74 | E100/300 — w/sliding door | D2UZ 12257A32-A | Front-moveable window | | | 2 |
| | | D2UZ 12257A24-A | Rear-moveable window | | | 2 |
| | | 384896-539 | (UU-90-A)—screw—No. 8-32 x 1/2" | | | 2 |
| 25728 SPACER (BODY SIDE DOOR WINDOW LATCH HANDLE) | | | | | | |
| 73/74 | E100/300 — w/sliding door | D2UZ 1125728-A | | | | 2 |
| 257A32 Refer to Group 257A24 | | | | | | |
| 25796-7 RETAINER (REAR DOOR GLASS RUN FRONT) | | | | | | |
| 73/ | F250/350(Crew Cab) | (RH) D4TZ 2525796-A | (LH) D4TZ 2525797-A | | | 1 |

1973/79
TRUCK SERIES 100/500

BODY SECTION 260 1

| YEAR | MODEL/RESTRICTIONS | PART NUMBER | DESCRIPTION | QTY. |
|---|---|---------------------|---|-------------|
| 262B00 HINGE (BODY SIDE DOOR WINDOW UPPER) | | | | |
| 75/ | E100/350 -- w/moveable windows | D5UZ 22262B00-A | | AR |
| 262B02 PLATE (WINDOW UPPER HINGE ANCHOR) | | | | |
| 75/ | E100/350 -- w/moveable windows | D5UZ 11262B02-A | Body side doors L.H.-body side | AR AR |
| 26228-9 CHANNEL ASSY. (REAR DOOR WINDOW GLASS) | | | | |
| 73/ | F250/350(Crew Cab) | (RH) D3TZ 2526228-A | (LH) D3TZ 2526229-A | 1 |
| 262A32 ROLLER (WINDOW REGULATOR ARM) | | | | |
| 73/ | F250/350(Crew Cab) | C8SZ 57262A32-A | R.H. and L.H.-rear door | 2 |
| 262A74 FRAME ASSY. (GLASS) | | | | |
| 73/74 | E100/300 -- w/painted frames | C8UZ 82262A74-A | R.H.-body side hinged doors-incl. latch | 2 |
| | | D2UZ 11262A74-A | R.H.-body side sliding door | 2 |
| | | C8UZ 82262A74-A | L.H.-body side-incl. latch Backdoors | 2 2 |
| | | C8UZ 8226316-A | R.H.-body side hinged doors-incl. hinge | 2 |
| | | D2UZ 1126316-A | R.H.-body side sliding door-incl. hinge | 2 |
| | | C8UZ 8226316-A | L.H.-body side-incl. hinge Back doors | 2 2 |
| 73/74 | E100/300 -- w/chrome frames | C8UZ 82262A74-B | R.H.-body side hinged doors-incl. latch | 2 |
| | | D2UZ 1126316-B | R.H.-body side sliding door-incl. hinge | 2 |
| | | C8UZ 8226316-B | L.H.-body side-incl. hinge Back doors | 2 2 |
| | | C8UZ 8226316-B | R.H.-body side hinged doors-incl. hinge | 2 |
| | | D2UZ 11262A74-B | R.H.-body side sliding door | 2 |
| | | C8UZ 82262A74-B | L.H.-body side-incl. latch Back doors | 2 2 |
| 262A76 WEATHERSTRIP (WINDOW FRAME OUTER) | | | | |
| 73/74 | E100/300 -- w/moveable windows | C8UZ 82262A76-A | R.H.-body side hinged doors L.H.-body side Back doors | 2 2 2 |
| 262A78 WEATHERSTRIP (WINDOW FRAME INNER) | | | | |
| 73/74 | E100/300 -- w/moveable windows and tempered glass | C8UZ 82262A78-A | R.H.-body side hinged doors L.H.-body side Back doors | 2 2 2 |
| 73/74 | E100/300 -- w/moveable windows and laminated glass | C8UZ 82262A78-B | R.H.-body side hinged doors L.H.-body side Back doors | 2 2 2 |
| 262A80 WEATHERSTRIP (WINDOW OPENING) | | | | |
| 73/74 | E100/300 -- w/moveable windows | C8UZ 82262A80-A | R.H.-body side doors L.H.-body side Back doors | 2 2 2 |
| 73 | E100/300 -- w/fixd windows | C8UZ 89262A80-A | R.H.-body side doors L.H.-body side Back doors | 2 2 2 |
| 74 | E100/300 -- w/fixd windows | D4UZ 11262A80-A | R.H.-body side doors L.H.-body side Back doors | 2 2 2 |
| 75/ | E100/350 -- w/fixd windows and w/o mouldings | D5UZ 11262A80-A | Body side hinged doors - use with 7/32" thick glass | 2 |
| 75/ | E100/350 -- w/fixd windows and mouldings | D5UZ 11262A80-B | Body side hinged doors - use with 7/32" thick glass | 2 |
| 75/79 | E100/350 -- w/moveable windows "Before Ser. DGO,001" | D5UZ 11262A80-C | Body side hinged doors | 2 |
| 75/ | E100/350 -- w/fixd windows and w/o mouldings | D5UZ 11262A80-D | Body side hinged doors - use with 5/32" thick glass | 2 |
| 75/ | E100/350 -- w/fixd windows and mouldings | D5UZ 11262A80-E | Body side hinged doors - use with 5/32" thick glass | 2 |

OCTOBER, 1979

COPYRIGHT © 1979—

FORD MOTOR
COMPANY

—DEARBORN, MICHIGAN

NEW ISSUE

1973/79
TRUCK SERIES 100/500

| YEAR | MODEL/RESTRICTIONS | PART NUMBER | DESCRIPTION | QTY. |
|---|--|---------------------|--|------|
| 262A80 WEATHERSTRIP (WINDOW OPENING) — Cont'd | | | | |
| 75/79 | E100/350(exc. School Bus) -- w/moveable windows "Before Ser. DG0,001" | D5UZ 22262A80-A | Body side sliding door | 2 |
| | | | L. H.—body side | 2 |
| 79 | E100/350 (exc. School Bus) -- w/moveable windows "From Ser. DG0,001" | D9UZ 11262A80-A | Body side sliding door | 2 |
| | | | L.H.—body side | 2 |
| 79 | E100/350 -- w/moveable windows "From Ser. DG0,001" | D9UZ 11262A80-B | Body side hinged doors | 2 |
| 26316 Refer to group 262A74 | | | | |
| 26404 CONTROL ASSY. (DOOR LATCH REMOTE) | | | | |
| 73/74 | E100/300 -- w/hinged doors | C8UZ 8926404-A | Body side doors | 1 |
| 73/74 | E100/300 | | Back doors | 1 |
| 75/ | E100/350 -- w/hinged side doors | D5UZ 1126404-A | | 1 |
| 264A10 STRIKER (BODY SIDE DOOR LATCH REAR) | | | | |
| 73/ | E100/300 -- w/sliding door | D2UZ 11264A10-A | | 1 |
| 26412-3 LATCH ASSY. (REAR DOOR) | | | | |
| 73/ | F250/350(Crew Cab) | (RH) D3TZ 2526412-A | (LH) D3TZ 2526413-A | 1 |
| 26418 PLATE (DOOR LATCH) | | | | |
| 73/ | E100/300 -- w/hinged doors | D0UZ 1126418-A | Body side doors | 2 |
| 73/ | E100/300 | | Back doors | 2 |
| 264A26 LATCH ASSY. (DOOR UPPER) | | | | |
| 73/74 | E100/300 -- w/hinged doors | D0UZ 11264A26-A | Body side doors | 1 |
| 73/74 | E100/300 | | Back doors | 1 |
| 73/74 | E100/300 -- w/sliding door | D2UZ 12264A26-B | | 1 |
| | | 356782-S8 | (BB-114)—screw and washer—No. 12-24 x 1/2" | 3 |
| 75/ | E100/350 -- w/hinged doors | D5UZ 11264A26-A | Body side door — rear | 1 |
| | | D6UZ 11264A26-A | Body side door — front | 1 |
| 75/79 | E100/350 -- w/sliding door "Before Ser. EE0,001" | D8UZ 22264A26-A | | 1 |
| 79 | E100/350 -- w/sliding door "From Ser. EE0,001" | D9UZ 22264A26-A | | 1 |
| 264A32 LATCH ASSY. (DOOR LOWER) | | | | |
| 73/74 | E100/300 -- w/hinged doors | D0UZ 11264A32-A | Body side doors | 1 |
| 73/74 | E100/300 | | Back doors | 1 |
| | | 359294-S37 | (BB-574-A)—screw and washer—1/4"-20 x 1/2" | 3 |
| 73/74 | E100/300 -- w/sliding door | D2UZ 11264A32-A | | 1 |
| | | 356782-S8 | (BB-114)—screw and washer—No. 12-24 x 1/2" | 3 |
| 75/ | E100/350 -- w/hinged side doors | D5UZ 11264A32-A | | 1 |
| 75/ | E100/350 -- w/sliding door | D5UZ 22264A32-A | | 1 |
| 264A36 CLIP (DOOR LATCH RETAINING) | | | | |
| 73/ | E100/300 -- w/hinged doors | C8UZ 89264A36-A | Body side doors | 2 |
| 73/ | E100/300 | | Back doors | 2 |
| 73/74 | E100/300 -- w/sliding door | D2UZ 11264A36-A | | 2 |
| 26442-3 LINK (BODY SIDE DOOR LATCH REMOTE CONTROL) | | | | |
| 73/74 | E100/300 -- w/hinged doors | C8UZ 8926442-A | Body side doors | 1 |
| 73/74 | E100/300 | | Back doors | 1 |
| 75/ | E100/350 -- w/hinged doors | D5UZ 1126442-A | Body side door—front | 1 |
| 75/ | E100/350 -- w/hinged doors | D5UZ 1126442-B | Body side door—rear | 1 |
| 73/ | F250/350(Crew Cab) | (RH) D6TZ 2526442-A | (LH) D6TZ 2526443-A | 1 |
| 26454 RETAINER (BODY SIDE DOOR OUTSIDE HANDLE) | | | | |
| 73/ | E100/300 -- w/sliding door | D2UZ 1126454-A | | 2 |
| 264A56 KNOB ASSY. (BODY SIDE DOOR LATCH CONTROL) | | | | |
| 73/74 | E100/300 -- w/sliding door | D2UZ 12264A56-A | | 1 |
| 75/ | E100/350 | D5UZ 11264A56-A | | 1 |

**1973/79
TRUCK SERIES 100/500**

BODY SECTION 260 3

| YEAR | MODEL/RESTRICTIONS | PART NUMBER | DESCRIPTION | QTY. |
|--|---|---------------------------|--|------|
| 26460 ROD (BODY SIDE DOOR LATCH PUSH BUTTON) | | | | |
| 73/74 | E100/300 -- w/sliding door | D2UZ 1126460-A | | 1 |
| 75/ | E100/350 -- w/hinged side doors | D5UZ 1126460-A | | 1 |
| 75/76 | E100/350 -- w/sliding door "Before Ser. B75,001" | D5UZ 2226460-B | | 1 |
| 76/ | E100/350 -- w/sliding door "From Ser. B75,001" | D6UZ 2226460-A | | 1 |
| 26462 PLATE (DOOR LATCH BOLT SCUFF) | | | | |
| 73/74 | E100/300 -- w/hinged doors "Before Ser. X00,001" | C8UZ 8926462-A | Body side doors--upper and lower | 2 |
| 73/74 | E100/300 "Before Ser. X00,001" | | Back doors | 2 |
| 75/ | E100/350 -- w/ hinged doors "From Ser. X00,001" | D5UZ 1126462-A | Body side doors--upper and lower | 2 |
| 75/ | E100/350 "From Ser. X00,001" | | Back doors | 2 |
| 264A64 ROD (BODY SIDE DOOR REAR LATCH ACTUATING) | | | | |
| 73/74 | E100/300 -- w/sliding door | D2UZ 11264A64-A | | 1 |
| 75/ | E100/350 -- w/sliding door | D5UZ 22264A64-A | | 1 |
| 264A82 SHIELD (BODY SIDE DOOR LATCH STRIKER) | | | | |
| 75/ | E100/350 -- w/hinged doors | D5UZ 11264A82-A | | 3 |
| 265A02 BRACKET (DOOR LATCH REMOTE CONTROL) | | | | |
| 73/74 | E100/300 -- w/hinged doors | C8UZ 89265A02-A | Body side doors | 1 |
| 73/74 | E100/300 | | Back doors | 1 |
| 75/78 | E100/350 -- w/hinged doors | ★ D5UZ 11265A02-A | Body side doors | 1 |
| 75/78 | E100/350 | r/b D9UZ 11265A02-A(8/79) | Back doors | 1 |
| 79 | E100/350 -- w/hinged doors | D9UZ 11265A02-A | Body side doors | 1 |
| 79 | E100/350 | | Back doors | 1 |
| 265A04 STRIKER (BODY SIDE DOOR LATCH FRONT) | | | | |
| 73/ | E100/350 -- w/sliding door | D2UZ 11265A04-A | | 1 |
| | | 57140-S2 | (B-340-H)-screw & washer-5/16"-18 x 1" | 2 |
| 265A06 SHIM (DOOR LATCH STRIKER PLATE) | | | | |
| 73/ | E100/350 -- w/hinged doors | C4DZ 54265A06-A | Body side doors | AR |
| 73/ | E100/350 | | Back doors | AR |
| 73/77 | E100/300 -- w/sliding door "Before Ser.020,001" | D2UZ 11265A06-A | | AR |
| 77/ | E100/350 -- w/sliding door "From Ser.020,001" | D7UZ 11265A06-A | | AR |
| 265A28 BUMPER (DOOR) | | | | |
| 73/74 | E100/300 -- w/sliding door | C7AZ 54265A28-A | | 1 |
| 265A38 ADJUSTER (DOOR LATCH ADJUSTING ROD) | | | | |
| 73/ | E100/300 -- w/hinged doors | C8UZ 89265A38-B | Body side doors | 2 |
| 73/ | E100/300 | | Back doors | 2 |
| 265A60 ESCUTCHEON (DOOR INSIDE HANDLE) | | | | |
| 73/74 | E100/300 | D0UZ 82265A60-A | Blue--body side and back door | 4 |
| | | D1UZ 82265A60-A | Ginger | 4 |
| | | D0UZ 82265A60-B | Green | 4 |
| 75/ | E100/350 | D5UZ 22265A60-A | Tan--paint to match--incl. inst. sheet | 2or4 |
| 26590 PLATE (DOOR LATCH STRIKER) | | | | |
| 73/74 | E100/300 -- w/hinged doors | C8UZ 8926590-A | Body side doors | 2 |
| 73/74 | E100/300 | | Back doors | 2 |
| 26594 ACTUATOR ASSY. (DOOR LATCH) | | | | |
| 79 | E100/350 -- w/power door locks | D9UZ 1126594-A | | 1or2 |
| 26596 ROD (DOOR LATCH) | | | | |
| 73/76 | F250/350(Crew Cab) "Before Ser. B25,001" | D3TZ 2526596-A | Rear door | 2 |
| 76/ | F250/350(Crew Cab) "From Ser. B25,001" | D6TZ 2526596-A | Rear door | 2 |
| 75/ | E100/350 -- w/hinged doors | D5UZ 1126596-B | Body side doors | 1 |
| 79 | E100/350 -- w/power door locks | | Serviced in group 26594 | |
| 265A99 RETAINER (BODY SIDE DOOR REAR LATCH ACTUATING ROD) | | | | |
| 73/ | E100/300 -- w/sliding door | D2UZ 11265A99-A | | 1 |
| 26600 HANDLE ASSY. (BODY SIDE DOOR OUTSIDE) - Incl. attaching parts | | | | |
| 73/74 | E100/300 -- w/sliding door | D2UZ 1226600-A | | 1 |
| 75/ | E100/350 -- w/sliding door | D5UZ 2226600-A | | 1 |

APRIL, 1980

COPYRIGHT © 1980 - FORD MOTOR COMPANY - DEARBORN, MICHIGAN

CHANGE 1

1973/79
TRUCK SERIES 100/500

| YEAR | MODEL/RESTRICTIONS | PART NUMBER | DESCRIPTION | QTY. |
|---|---|---------------------|--|-----------------|
| 26600 HANDLE ASSY. (BODY SIDE DOOR OUTSIDE) - Incl. attaching parts - Cont'd | | | | |
| 73/ | E100/350 -- w/hinged door | | Refer to group 22404 | |
| 266A04 ESCUTCHEON (BODY SIDE DOOR OUTSIDE HANDLE) | | | | |
| 73/ | E100/350 -- w/sliding door | D2UZ 12266A04-A | | 1 |
| 266A30 SLEEVE (BODY SIDE DOOR OUTSIDE HANDLE SHAFT) | | | | |
| 73/74 | E100/300 -- w/sliding door | D2UZ 11266A30-A | | 1 |
| | | 31093-S7 | (U-52)-screw & washer-No. 8-32 x 3/4" | 2 |
| 75/ | E100/350 -- w/sliding door | D5UZ 22266A30-A | | 1 |
| 26640 PAD (BODY SIDE DOOR OUTSIDE HANDLE) | | | | |
| 73/ | E100/300 -- w/sliding door | D2UZ 1126640-A | | 1 |
| 266A44 SHAFT (BODY SIDE DOOR WINDOW LATCH HANDLE) | | | | |
| 73/74 | E100/300 -- w/sliding door | D2UZ 12266A44-B | | 1 |
| 26646 SPRING (BODY SIDE DOOR OUTSIDE HANDLE) | | | | |
| 73/ | E100/300 -- w/sliding door | D2UZ 1226646-A | | 1 |
| 266A52 PLATE (BODY SIDE DOOR LOWER GUIDE CHECK) | | | | |
| 73/74 | E100/300 -- w/sliding door | D2UZ 12266A52-A | | 1 |
| 26680 HANDLE (DOOR INSIDE) - Incl. attaching parts | | | | |
| 73/74 | E100/300 -- w/hinged door | C8UZ 8926680-A | Body side door-paint to match | 1 |
| 73/74 | E100/300 | | Back door | 1 |
| | | 381571-S13 | Screw-No. 8-32 x 5/8" | 2 |
| 75/ | E100/350 -- w/hinged door | D5UZ 1126680-A | Body side doors | 1 |
| 75/ | E100/350 | | Back doors | 1 |
| 73/74 | E100/300 -- w/sliding door | C7TZ 8122600-A | | 1 |
| 75/ | E100/350 -- w/sliding door | D5UZ 2226680-A | | 1 |
| 26800-11 HINGE ASSY. (DOOR UPPER) | | | | |
| 73/74 | E100/300 -- w/hinged doors | C8UZ 8926800-A | Upper-body side front door | 1 |
| | | C8UZ 8926801-A | Lower | 1 |
| | | C8UZ 8926810-A | Upper-body side rear door | 1 |
| | | C8UZ 8926811-A | Lower | 1 |
| 75/78 | E100/350 -- w/hinged doors | ★ D5UZ 1126800-A | Upper-body side front door r/b D9UZ 1126800-A (8/79) | 1 |
| | | D5UZ 1126801-A | Lower | 1 |
| | | ★ D5UZ 1126810-A | Upper-body side rear door r/b D9UZ 1126810-A (5/79) | 1 |
| | | D5UZ 1126811-A | Lower | 1 |
| 79 | E100/350 -- w/hinged doors | D9UZ 1126800-A | Upper-body side front door | 1 |
| | | D9UZ 1126801-A | Lower | 1 |
| | | D9UZ 1126810-A | Upper-body side rear door | 1 |
| | | D9UZ 1126811-A | Lower | 1 |
| 73/74 | E100/300 | (RH) C8UZ 8926800-A | (LH) C8UZ 8926810-A | Back door-upper |
| | | (RH) C8UZ 8926801-A | (LH) C8UZ 8926811-A | Back door-lower |
| 75/ | E100/350 | (RH) D5UZ 1126800-A | (LH) D5UZ 1126810-A | Back door-upper |
| | | (RH) D5UZ 1126801-A | (LH) ★ D5UZ 1126811-A | Back door-lower |
| | | | r/b D9UZ 1126811-A(8/79) | |
| 79 | E100/350 -- with outside spare tire mount | D9UZ 1126800-B | Upper | 1 |
| | | D9UZ 1126810-B | Lower | 1 |
| 73/74 | E100/300 -- w/sliding door | D2UZ 1126800-A | | 1 |
| 75/79 | E100/350 -- w/sliding door "Before Ser. DE0,001" | ★ D6UZ 1226800-A | R/b D9UZ 1226800-A(5/79) | 1 |
| 79 | E100/350 -- w/sliding door "From Ser. DE0,001 to Ser. EC0,001" | ★ D9UZ 1226800-A | R/b D9UZ 1226800-B (8/79) | 1 |
| 79 | E100/350 -- w/sliding door "From Ser. EC0,001" | D9UZ 1226800-B | | 1 |
| 73/ | F250/350(Crew Cab) | (RH) D3TZ 2526800-A | (LH) D3TZ 2526801-A | Rear door |
| 268B00 FILLER (BODY SIDE DOOR UPPER) | | | | |
| 73/74 | E100/300 -- w/sliding door | D2UZ 11268B00-A | | 1 |
| 75/ | E100/350 -- w/sliding door | D5UZ 22268B00-A | | 1 |
| 26802-3 HINGE ASSY. (REAR DOOR LOWER) | | | | |
| 73/ | F250/350(Crew Cab) | (RH) D3TZ 2526802-A | (LH) D3TZ 2526803-A | 1 |

1973/79
TRUCK SERIES 100/500

BODY SECTION 260 5

| YEAR | MODEL/RESTRICTIONS | PART NUMBER | DESCRIPTION | QTY. |
|--|---|---------------------|--|-------------|
| 268B02 FILLER (BODY SIDE REAR DOOR HINGE PILLAR LOWER) | | | | |
| 73/74 | E100/300 -- 105" W/B with hinged side door | C8UZ 89268B02-A | | 1 |
| 73/74 | E100/300 -- 105" W/B with sliding door | D2UZ 11268B02-A | | 1 |
| 73/74 | E100/300 -- 123" W/B with sliding door | D2UZ 11268B02-B | | 1 |
| 26810-1 Refer to group 26800 | | | | |
| 268A13-5 REINFORCEMENT (DOOR HINGE ON BODY) | | | | |
| 73/74 | E100/300 -- w/hinged doors | C8UZ 89268A14-A | Body side doors-upper | 2 |
| 73/74 | E100/300 | | Back doors-upper | 2 |
| 75/ | E100/350 -- w/hinged doors | D5UZ 11268A14-A | Body side front door-lower | 1 |
| | | D5UZ 11268A15-A | Body side rear door-lower | 1 |
| | | D5UZ 11268A13-A | Body side rear door-upper | 1 |
| 268B16 CAM (BODY SIDE DOOR HINGE) | | | | |
| 73/74 | E100/300 -- w/sliding door | ★ D2UZ 11268B16-A | R/b D5UZ 22268B16-A(10/79) | 1 |
| 75/ | E100/350 -- w/sliding door | D5UZ 22268B16-A | | 1 |
| 268B18 SPRING (BODY SIDE DOOR HINGE) | | | | |
| 73/74 | E100/300 -- w/sliding door | D2UZ 11268B18-A | | 1 |
| 75/ | E100/350 -- w/sliding door | D5UZ 22268B18-A | | 1 |
| 268B19 STABILIZER (BODY SIDE DOOR HINGE) | | | | |
| 73/74 | E100/300 -- w/sliding door | D2UZ 11268B19-A | | 1 |
| 75/ | E100/350 -- w/sliding door | D6UZ 12268B19-A | | 1 |
| 268B22 HOUSING (BODY SIDE DOOR HINGE SPRING) | | | | |
| 73/74 | E100/300 | D2UZ 12268B22-A | | 1 |
| 75/ | E100/350 -- w/sliding door | D5UZ 22268B22-A | | 1 |
| 268A26 REINFORCEMENT ASSY. (BODY SIDE DOOR HINGE LOWER) | | | | |
| 73/74 | E100/300 -- w/sliding door | D2UZ 11268A26-A | | 1 |
| 75/ | E100/350 -- w/sliding door | D5UZ 22268A26-A | | 1 |
| 268B40 ROLLER (BODY SIDE DOOR HINGE) | | | | |
| 73/74 | E100/300 -- w/sliding door | D2UZ 11268B40-A | | 1 |
| 75/ | E100/350 -- w/sliding door | D5UZ 22268B40-A | | 1 |
| 268B42 HOUSING and LEVER (BODY SIDE DOOR HINGE) | | | | |
| 73/74 | E100/300 -- w/sliding door | D2UZ 11268B42-A | | 1 |
| 75/ | E100/350 -- w/sliding door | D9UZ 12268B42-A | | 1 |
| 268B50 FILLER (BODY SIDE DOOR TRACK UPPER) | | | | |
| 73/74 | E100/300 -- w/sliding door | D2UZ 12268B50-A | | 1 |
| 268B60 REINFORCEMENT (DOOR HINGE BODY UPPER) | | | | |
| 75/ | E100/350 -- w/hinged doors | D5UZ 11268B60-A | Body side doors | 1 |
| 268A78 PLATE (BODY SIDE DOOR HINGE COVER) | | | | |
| 73/74 | E100/300 (82) -- 123" W/B | C8UZ 82268A78-A | Body side hinged doors Body side sliding door | 8 4 |
| 27000-1 REGULATOR ASSY. (REAR DOOR WINDOW) | | | | |
| 73/ | F250/350 (Crew Cab) | (RH) D3TZ 2527000-A | (LH) D3TZ 2527001-A | 1 |
| 27003 SHIM (BODY SIDE DOOR WINDOW LATCH) | | | | |
| 73/74 | E100/300(82A,89E,F) -- w/moveable windows and w/o trim panels | C8UZ 8227003-B | | 4 |
| 75/78 | E100/350 -- w/moveable windows | D5UZ 2227003-A | | AR |
| 79 | E100/350 -- w/moveable windows | D9UZ 2227003-A | | AR |
| 27048 SPRING (WINDOW REGULATOR COUNTER BALANCE) | | | | |
| 78 | E100/350 | D3AZ 5327048-A | R.H. and L.H. | 2 |
| 27158 LATCH ASSY. (WINDOW) | | | | |
| 73/74 | E100/300 -- w/moveable windows | C9UZ 8227158-A | Body side doors L.H.-body side Back doors | 2 2 2 |
| 75/78 | E100/350 -- w/moveable windows | D5UZ 2227158-A | Body side doors L.H.-body side Back doors | 2 2 2 |
| 79 | E100/350 -- w/moveable windows | D9UZ 2227158-A | | AR |
| 79 | E100/350 | 50052-S2 | (U108J) screw No. 12-24 x 1.00 | 12 |

APRIL, 1980

COPYRIGHT © 1980-

FORD MOTOR
COMPANY

-DEARBORN, MICHIGAN

CHANGE 1

1973/79
TRUCK SERIES 100/500

| YEAR | MODEL/RESTRICTIONS | PART NUMBER | DESCRIPTION | QTY. |
|---|---|-----------------|---|-------------|
| 27171 HANDLE (BODY SIDE DOOR WINDOW LATCH) | | | | |
| 73/74 | E100/300 -- w/sliding door and moveable windows | D2UZ 1227171-A | Incl. shaft, retainer and spacer | 2 |
| 27182 PLATE (WINDOW LATCH ANCHOR) | | | | |
| 73/78 | E100/350 -- w/hinged side door and moveable windows | C8UZ 8227182-B | R.H.-body side L.H.-body side Back doors | 2 2 2 |
| 75/78 | E100/350 -- w/sliding door and moveable windows | C8UZ 8227182-B | L.H.-body side | 2 |
| 73/74 | E100/300 -- w/sliding door and moveable windows | D2UZ 1127182-A | R.H.-body side | 2 |
| | | C8UZ 8227182-B | L.H.-body side Back doors | 2 2 |
| 79 | E100/350 -- w/moveable windows | D9UZ 1127182-A | | AR |
| 27191 PIN (WINDOW LATCH PIVOT) | | | | |
| 75/ | E100/350 -- w/moveable windows | D5UZ 2227191-A | Body side doors L.H.-body side Back doors | 2 2 2 |
| 27192 BUTTON (WINDOW LATCH) | | | | |
| 73/74 | E100/300 -- w/hinged side door and moveable windows | C9UZ 8227192-A | R.H.-body side door L.H.-body side Back doors | 2 2 2 |
| 73/74 | E100/300 -- w/sliding door and moveable windows | D2UZ 1227192-A | R.H.-body side door | 2 |
| | | C9UZ 8227192-A | L.H.-body side Back doors | 2 2 |
| 27204 ARM (DOOR CHECK) | | | | |
| 73/74 | E100/300 -- w/two stage door check | C8UZ 8927204-A | Body side hinged door Back doors | 2 2 |
| 73/74 | E100/300 -- w/one stage door check | D0UZ 1127204-A | Body side front hinged door | 1 |
| | | D0UZ 1127204-B | Body side rear hinged door Back doors | 1 2 |
| 73/ | E100/350 -- w/sliding side door | D2UZ 1127204-A | | 1 |
| 75/ | E100/350 -- w/two stage door check | D5UZ 1127204-C | Body side rear hinged door | 1 |
| | | | Back doors | 2 |
| 75/ | E100/350 -- w/one stage door check | D5UZ 1127204-A | Body side front hinged door | 1 |
| | | D5UZ 1127204-B | Body side rear hinged door Back doors | 1 2 |
| 73/74 | E100/300 | ★57030-S2 | Screw and washer-hex. head-1/4"-20 x 15/16" | 4 |
| 272A10 BUMPER (BODY SIDE DOOR FRONT LATCH) | | | | |
| 73/ | E100/300 -- w/sliding door | D2UZ 11272A10-A | | 1 |
| 272A12 REINFORCEMENT (BODY SIDE DOOR CHECK ON BODY) | | | | |
| 75/ | E100/350 | D5UZ 11272A12-A | Front hinged door | 1 |
| 27218 BRACKET (BODY SIDE DOOR CHECK ON BODY) | | | | |
| 75/ | E100/350 -- w/hinged doors | D5UZ 1127218-A | | 1 |
| 272A18 PIN (BODY SIDE DOOR CHECK) | | | | |
| 75/ | E100/350 -- w/hinged doors | D5UZ 11272A18-A | | AR |
| 27232 BUMPER (BODY SIDE DOOR CHECK) | | | | |
| 73/ | E100/350 -- w/sliding door | D2UZ 1127232-A | | 1 |
| 27257-9 FILLER (BODY SIDE DOOR INNER) - Paint to match | | | | |
| 73/74 | E100/300(82,89E,F) -- 123" W/B with insulation | C8UZ 8227257-A | Upper | 1or2 |
| | | C8UZ 8227259-A | Lower | 1or2 |
| 27267 BUMPER (BODY SIDE DOOR) | | | | |
| 73/74 | E100/300 -- w/sliding door | D2UZ 1227267-B | Upper | 1 |
| | | D2UZ 1227267-A | Lower | 1 |
| 75/ | E100/350 -- w/sliding door | 385760-S | (GG-7-B)-bumper-upper Lower - serviced only in assy.-group 25054 | 1 |
| | | 55914-S2 | (UU-254-F)-screw-No. 14" - 1/4" x 3/4" | 1 |

1973/79
TRUCK SERIES 100/500

BODY SECTION 260 7

| YEAR | MODEL/RESTRICTIONS | PART NUMBER | DESCRIPTION | QTY. | |
|--|--|--------------------------------------|---|---|---|
| 27588-9 RETAINER (BODY SIDE FRONT DOOR TRIM PANEL) - Paint to match | | | | | |
| 73/74 | E100/300 | ★ 381969-S2 | Use C9UZ 8223762-A and cut to fit (UU-89-A)-screw-No. 8"-18 x 1/2" | AR AR | |
| 277A14 ARM (CAMPER TIE DOWN) | | | | | |
| 73/76 | F250(99) -- camper | D3TZ 99277A14-A | R.H. and L.H.-rear | 2 | |
| 74/76 | F250/350(Super Cab) | | R.H. and L.H. | 2 | |
| 73/76 | F250/350(99 Regular and Crew Cab) -- camper | D3TZ 99277A14-B | R.H. and L.H.-front | 2 | |
| 73/76 | F350(99 Regular and Crew Cab) -- camper | | R.H. and L.H.-rear | 2 | |
| 73/76 | F250/350(99) -- camper | ★385253-S2 ★33778-S | Bolt-hex. washer head-5/8"-11 x 3 1/4" Nut-hex. lock-5/8"-11 | 8 8 | |
| 277A18 ROD (CAMPER TIE DOWN) | | | | | |
| 73/76 | F250/350(99) -- camper | D3TZ 99277A18-A | R.H. and L.H. | 4 | |
| 27726 BRACE (BODY SIDE PANEL REAR) | | | | | |
| 73/74 | F350(99) F250/350(Super Cab) | D3TZ 9927726-A | R.H. and L.H. | 2 2 | |
| | | ★57041-S2 | Screw and washer-hex. head-5/16"-18 x 1 3/16" | 4 | |
| 27730-1 BRACKET (CAMPER TIE DOWN ARM) | | | | | |
| 73/76 | F250(99 Regular and Crew Cab) -- camper | (RH) D3TZ 9927730-A | (LH) D3TZ 9927731-A | Front | 1 |
| 73/76 | F250/350(99) -- camper | D3TZ 9927730-B | R.H. and L.H.-rear | 2 | |
| 73/76 | F350(99) -- camper | D4TZ 9927730-A | R.H. and L.H.-front | 2 | |
| 74/76 | F250/350(Super Cab) -- camper | | | 2 | |
| 73/76 | F250/350(99) -- camper | ★56403-S2 382802-S2 ★57409-S39 | Bolt-hex. washer head-9/16"-12 x 1 1/4" (MM-173-JB)-nut-hex. lock-3/8"-16 Screw and washer-hex. head-3/8"-16 x 1 1/4" | 6 6 6 | |
| 277A31 EXTENSION (BODYSIDE WINDOW OPENING LOWER REAR) | | | | | |
| 78/ | E150/350(Super Van/Wagon) | D8UZ 15277A31-A | L.H. | 1 | |
| 27732 BRACKET (CAMPER TIE DOWN SUPPORT) | | | | | |
| 73/76 | F250/350(99) -- camper | D3TZ 9927732-A | R.H. and L.H. | 2 | |
| | | 56349-S4 382802-S2 | (B-316-X)-bolt-hex. washer head-3/8"-16 x 3 1/4" (MM-173-JB)-nut-hex. lock-3/8"-16 | 4 4 | |
| 27734-5 REINFORCEMENT (CAMPER TIE DOWN SUPPORT ARM) | | | | | |
| 73/76 | F250/350(99) -- camper | (RH) D3TZ 9927734-A | (LH) D3TZ 9927735-A | 1 | |
| | | ★57049-S39 | Screw and washer-hex. head-3/8"-16 x 1 1/4" | 8 | |
| 27736 SUPPORT (CAMPER TIE DOWN ARM) | | | | | |
| 73/76 | F250/350(99) -- camper | D3TZ 9927736-A | R.H. and L.H. | 4 | |
| | | ★385253-S2 ★33778-S | Bolt-hex. washer head-5/8"-11 x 3 1/4" Nut-hex. lock-5/8"-11 | 4 4 | |
| 277A40 SEAL (BODY SIDE PANEL OPENING) | | | | | |
| 78/ | E150/350(Super Van/Wagon) | D8UZ 15277A40-A | R.H. and L.H. | 2 | |
| 278D06-13 Refer to group in Soft Trim Section | | | | | |
| 27840-1 PANEL ASSY. (QUARTER) | | | | | |
| 73/76 | F100/250(83) "Before Ser. C00,001" | (RH) D3TZ 8327840-A | (LH) D3TZ 8327841-A | 8 foot box | 1 |
| 76/77 | F100/250(83) "From Ser. C00,001 to Ser. 020,001" | (RH) D6TZ 8327840-C | (LH) D6TZ 8327841-C | 8 foot box | 1 |
| 77/ | F100/250(83) "From Ser. 020,001" | (RH) D7TZ 8327840-B | (LH) D7TZ 8327841-B | 8 foot box | 1 |
| 76 | F100(83) "Before Ser. C00,001" | (RH) D6TZ 8327840-A | (LH) D6TZ 8327841-A | 6 3/4 foot box | 1 |
| 76/77 | F100(83) "From Ser. C00,001 to Ser. 020,001" | (RH) D6TZ 8327840-B | (LH) D7TZ 8327841-A | 6 3/4 foot box | 1 |
| 77/ | F100/250(83) "From Ser. 020,001" | (RH) D7TZ 8327840-A | (LH) D7TZ 8327841-A | 6 3/4 foot box | 1 |
| 73/74 | F100/350(99) "Before Ser. T80,001" | (RH) D3TZ 9927840-A | (LH) D6TZ 9927841-B | 8 foot box - less cutout for storage compt. or spare tire | 1 |
| 73/74 | F350(Crew Cab) "Before Ser. T80, 001" | | | | 1 |

OCTOBER, 1979

COPYRIGHT © 1979-

FORD MOTOR
COMPANY

—DEARBORN, MICHIGAN

NEW ISSUE

1973/79
TRUCK SERIES 100/500

| YEAR | MODEL/RESTRICTIONS | PART NUMBER | DESCRIPTION | QTY. | |
|---|--|---------------------|--------------------------------------|---|---|
| 27840-1 PANEL ASSY. (QUARTER) -- Cont'd | | | | | |
| 74/76 | F100/350(99) "From Ser. T80,001" | (RH) D6TZ 9927840-B | (LH) D6TZ 9927841-B | 8 foot box - less cutout for storage compt. or spare tire | 1 |
| 74/76 | F250/350(Crew Cab) "From Ser. T80,001" | | | | 1 |
| 77/ | F100/350(99) -- w/single fuel filler opening | (RH) D6TZ 9927840-B | (LH) D7TZ 9927841-B | 8 foot box - less cutout for storage compt. or spare tire | 1 |
| 77/ | F350(Crew Cab) -- w/single fuel filler opening | | | | 1 |
| 77/ | F100/350(99) -- w/dual fuel filler opening | (RH) D6TZ 9927840-B | (LH) D7TZ 9927841-D | 8 foot box - less cutout for storage compt. or spare tire | 1 |
| 77/ | F350(Crew Cab) -- w/dual fuel filler opening | | | | 1 |
| 74 | F100/350(99) "Before Ser. T80,001" | (RH) D4TZ 9927840-C | (LH) D6TZ 9927841-B | 8 foot box - incl. cutout for storage compt. | 1 |
| 74/76 | F100/350(99) "From Ser. T80,001" | (RH) D6TZ 9927840-D | (LH) D6TZ 9927841-B | 8 foot box - incl. cutout for storage compt. | 1 |
| 77/ | F100/350(99) -- w/single fuel filler opening | (RH) D6TZ 9927840-D | (LH) D7TZ 9927841-B | 8 foot box - incl. cutout for storage compt. | 1 |
| 77/ | F100/350(99) -- w/dual fuel filler opening | (RH) D6TZ 9927840-D | (LH) D7TZ 9927841-D | 8 foot box - incl. cutout for storage compt. | 1 |
| 73/76 | F100/350(99) | (RH) D6TZ 9927840-C | (LH) D6TZ 9927841-C | 6 3/4 foot box | 1 |
| 77/ | F100/350(99) -- w/single fuel filler opening | (RH) D6TZ 9927840-C | (LH) D7TZ 9927841-C | 6 3/4 foot box | 1 |
| 77/ | F250(Crew Cab) -- w/single fuel filler opening | | | | 1 |
| 77/ | F100/350(99) -- w/dual fuel filler opening | (RH) D6TZ 9927840-C | (LH) D7TZ 9927841-E | 6 3/4 foot box | 1 |
| 77/ | F250(Crew Cab) -- w/dual fuel filler opening | | | | 1 |
| 73/74 | F350(99) "Before Ser. T80,001" | (RH) D3TZ 9927840-D | (LH) D3TZ 9927841-D | 8 foot box | 1 |
| 74 | F350(99) "From Ser. T80,001 to Ser. U60,001" | (RH) D4TZ 9927840-D | (LH) D4TZ 9927841-H | 8 foot box - incl. cutout for spare tire | 1 |
| 74/75 | F350(99) "From Ser. U60,001 to Ser. X20,001" | (RH) D4TZ 9927840-H | (LH) D4TZ 9927841-H | 8 foot box - incl. cutout for spare tire | 1 |
| 75/76 | F350(99) "From Ser. X20,001" | (RH) D6TZ 9927840-A | (LH) D6TZ 9927841-A | 8 foot box - incl. cutout for spare tire | 1 |
| 77 | F350(99) | (RH) D6TZ 9927840-A | (LH) D7TZ 9927841-A | 8 foot box - incl. cutout for spare tire | 1 |
| 78/ | F350(99) | (RH) D6TZ 9927840-A | (LH) D8TZ 9927841-A | 8 foot box-incl. cutout for spare tire | 1 |
| 27864-5 PANEL ASSY. (BODY SIDE INNER) | | | | | |
| 73 | F100/250(99) | (RH) D3TZ 9927864-B | (LH) D3TZ 9927865-B | 6 3/4 foot box | 1 |
| 73 | F100/250(99) | (RH) D3TZ 9927864-A | (LH) D3TZ 9927865-A | 8 foot box | 1 |
| 73 | F350(Crew Cab) | | | | 1 |
| 74 | F100/250(99) "Before Ser. U60,001" | (RH) D4TZ 9927864-B | (LH) D4TZ 9927865-B | 6 3/4 foot box | 1 |
| 73 | F250(Crew Cab) "Before Ser. U60,001" | | | | 1 |
| 74/76 | F100/250(99) "From Ser. U60,001 to Ser. C50,001" | (RH) D4TZ 9927864-B | (LH) D5TZ 9927865-B | 6 3/4 foot box | 1 |
| 74/76 | F250(Crew Cab) "From Ser. U60,001 to Ser. C50,001" | | | | 1 |
| 76/ | F100/350(99) "From Ser. C50,001" | (RH) D4TZ 9927864-B | (LH) D7TZ 9927865-B | 6 3/4 foot box | 1 |
| 76/ | F250(Crew Cab) "From Ser. C50,001" | | | | 1 |
| 74/ | F100/350 | (RH) D8TZ 9927864-A | (LH) D8TZ 9927865-A | 8 foot box | 1 |
| 74/ | F350(Crew Cab) | | | | 1 |
| 73/ | F350(99) -- 140" W/B | ★ | Serviced only in assy.-group 27840-1 | | |

1973/79
TRUCK SERIES 100/500

BODY SECTION 260 9

| YEAR | MODEL/RESTRICTIONS | PART NUMBER | DESCRIPTION | QTY. |
|--|--|----------------------|--|------------------------|
| 278A68-9 PILLAR ASSY. (REAR CORNER) | | | | |
| 73/ | F100/250(99) | (RH) D3TZ 99278A68-A | (LH) D3TZ 99278A69-A | 1 |
| 73/ | F350(Crew Cab) | (RH) D3TZ 99278A68-A | (LH) D3TZ 99278A69-B | 1 |
| 73/ | F350(99 Regular and Super Cab) | (RH) D3TZ 99278A68-A | (LH) D3TZ 99278A69-B | 1 |
| 278C74 PLATE (BODY SIDE PANEL OPENING COVER) | | | | |
| 78/ | E150/350(Super Van/Wagon) | D8UZ 15278C74-A | | 2 |
| 278A76-7 REINFORCEMENT (BODY SIDE REAR FILLER) | | | | |
| 75/76 | E250/350(Cutaway Cab) | (RH) D5UZ 33278A76-A | (LH) D5UZ 33278A77-A | 1 |
| 77/ | E250/350(Cutaway Cab) | (RH) D5UZ 33278A76-A | (LH) D7UZ 33278A77-A | 1 |
| 27886-7 PANEL (REAR WHEELHOUSE) | | | | |
| 73/74 | E100/300 -- 105" W/B | (RH) C8UZ 8927886-A | (LH) C8UZ 8927887-A | 1 |
| 73/74 | E100/300 -- 123" W/B | (RH) C8UZ 8927886-B | (LH) C8UZ 8927887-B | 1 |
| 75 | E100/350 | (RH) D5UZ 1127886-A | (LH) D5UZ 1127887-A | 1 |
| 76/ | E100/350 -- 138" W/B | (RH) D6UZ 1127886-A | (LH) D5UZ 1127887-A | 1 |
| 76/ | E100/350 -- 124" W/B | (RH) D6UZ 1127886-A | (LH) D5UZ 1127887-A | 1 |
| 73 | F100/250(99) "Before Ser. S20,001" | (RH) D3TZ 9927886-A | (LH) D3TZ 9927887-A | 1 |
| 73/77 | F100/250(99) "From Ser. S20,001 to Ser. Y60,001" | (RH) D7TZ 9927886-A | (LH) D4TZ 9927887-A | 1 |
| 73/77 | F350(Crew Cab)"Before Ser. Y60,001" | (RH) D7TZ 9927886-A | (LH) D4TZ 9927887-A | 1 |
| 77/ | F100/350(99) "From Ser. Y60,001" | (RH) D7TZ 9927886-A | (LH) D4TZ 9927887-A | 1 |
| 77/ | F350(Crew Cab) "From Ser. Y60,001" | (RH) D7TZ 9927886-A | (LH) D4TZ 9927887-A | 1 |
| 278A90-1 REINFORCEMENT (BODY REAR CORNER PANEL LOWER) | | | | |
| 74/76 | F100/350(Super Cab) | (RH) D4TZ 10278A90-A | (LH) D4TZ 10278A91-A | 1 |
| 278A92 Refer to group 278A96-7 | | | | |
| 278A96-7 PANEL (BODY SIDE) | | | | |
| 73/74 | E100/300 -- 105" W/B w/hinged side doors | (RH) C8UZ 89278A96-A | (LH) C8UZ 89278A97-A | Less window opening 1 |
| | | (RH) C8UZ 89278A96-C | (LH) C8UZ 89278A97-C | Incl. window opening 1 |
| 73/74 | E100/300 -- 123" W/B w/hinged side doors | (RH) C8UZ 89278A96-B | (LH) C8UZ 89278A97-B | Less window opening 1 |
| | | (RH) C8UZ 89278A96-D | (LH) C8UZ 89278A97-D | Incl. window opening 1 |
| 73/74 | E100/300 -- 105" W/B w/sliding side door | D2UZ 11278A92-A | R.H.-upper-less window opening | 1 |
| | | D2UZ 11278A96-A | R.H.-lower | 1 |
| | | C8UZ 89278A97-A | L.H.-less window opening | 1 |
| | | D2UZ 11278A92-C | R.H.-upper-incl. window opening | 1 |
| | | C8UZ 89278A97-C | L.H.-incl. window opening | 1 |
| 73/74 | E100/300 -- 123" W/B w/sliding door | D2UZ 11278A92-B | R.H.-upper-less window opening | 1 |
| | | D2UZ 11278A96-B | R.H.-lower | 1 |
| | | C8UZ 89278A97-B | L.H.-less window opening | 1 |
| | | D2UZ 11278A92-D | R.H.-upper-incl. window opening | 1 |
| | | C8UZ 89278A97-D | L.H.-incl. window opening | 1 |
| 73/74 | E300 (Cutaway Cab) | (RH) D2UZ 33278A96-A | (LH) D2UZ 33278A97-A | 1 |
| 75/ | E100/350(89) -- 138" W/B w/sliding door | D5UZ 11278A92-A | Upper-less window opening | 1 |
| 75/ | E100/150 -- 124" W/B w/sliding door | D5UZ 11278A92-B | Upper-less window opening | 1 |
| 75/ | E100/350 -- 138" W/B w/sliding door | D5UZ 22278A92-A | Upper-w/window opening | 1 |
| 75/ | E100/150 -- 124" W/B w/sliding door | D5UZ 22278A92-B | Upper-w/window opening | 1 |
| 75/76 | E100/350 -- 138" W/B with hinged side doors | D5UZ 11278A96-A | R.H.-less window opening | 1 |
| | | D5UZ 11278A96-B | R.H.-incl. window opening -remove division bar if necessary | 1 |
| 75/76 | E100/350 -- 138" W/B without aux. fuel tank | D5UZ 11278A97-A | L.H.-less window opening | 1 |
| | | D5UZ 11278A97-B | L.H.-incl. window opening -remove division bar if necessary | 1 |

OCTOBER, 1979

COPYRIGHT © 1979-

FORD MOTOR
COMPANY

—DEARBORN, MICHIGAN

NEW ISSUE

1973/79
TRUCK SERIES 100/500

| YEAR | MODEL/RESTRICTIONS | PART NUMBER | DESCRIPTION | QTY. |
|--|--|----------------------|--|------|
| 278A96-7 PANEL (BODY SIDE) — Cont'd | | | | |
| 75/76 | E100/350 -- 138" W/B with hinged side doors | D5UZ 11278A96-A | R.H.—less window opening | 1 |
| | | D5UZ 11278A96-B | R.H.—incl. window opening —remove division bar if necessary | 1 |
| 75/76 | E100/350 -- 138" W/B with aux. fuel tank | D5UZ 11278A97-F | L.H.—less window opening | 1 |
| | | D5UZ 11278A97-E | L.H.—incl. window opening —remove division bar if necessary | 1 |
| 77/ | E100/350 -- 138" W/B with hinged side doors | D7UZ 11278A96-A | R.H.—less window opening | 1 |
| | | D7UZ 11278A96-B | R.H.—incl. window opening —remove division bar if necessary | 1 |
| 77/ | E100/350 -- 138" W/B without aux. fuel tank | D7UZ 11278A97-A | L.H.—less window opening | 1 |
| | | D7UZ 11278A97-B | L.H.—incl. window opening— remove division bar if necessary | 1 |
| 77/ | E100/350 -- 138" W/B with aux. fuel tank | D7UZ 11278A97-F | L.H.— less window opening | 1 |
| | | D7UZ 11278A97-E | L.H.—incl. window opening —remove division bar if necessary | 1 |
| 75/76 | E100/350 -- 138" W/B w/sliding side door | D5UZ 22278A96-A | R.H.—lower | 1 |
| 77/ | E100/350 -- 138" W/B w/sliding side door | D7UZ 16278A96-A | R.H.—lower | 1 |
| 75/ | E100/150 -- 124" W/B w/hinged side doors | D5UZ 11278A96-C | R.H.—less window opening | 1 |
| | | D5UZ 11278A96-D | R.H.—incl. window opening | 1 |
| 75/ | E100/350 -- 124" W/B | D5UZ 11278A97-C | L.H.—less window opening | 1 |
| | | D5UZ 11278A97-D | L.H.—incl. window opening | 1 |
| 75/ | E100/150 -- 124" W/B w/sliding side door | D5UZ 22278A96-B | R.H.—lower | 1 |
| 75/ | E250/350(Cutaway Cab) | (RH) D5UZ 33278A96-A | (LH) D5UZ 33278A97-A | 1 |
| 278B97 EXTENSION (BODY SIDE PANEL SUPPORT) | | | | |
| 73/74 | E100/300 -- w/windows | C8UZ 89278B97-A | L.H. | 2 |
| 279B04 TABLE ASSY. (UTILITY) | | | | |
| 79 | E100/350 -- w/quad captains chairs | D9UZ 12279B04-A | | 1 |
| | | 388698-S100 | Nut—rivet type 1/4-20 | 2 |
| 279A06-7 PILLAR (BODY SIDE DOOR) | | | | |
| 73/74 | E100/300 -- 105" W/B with hinged side doors | C8UZ 89279A06-A | Incl. inner and outer pillar | 1 |
| 73/74 | E100/300 -- 123" W/B with hinged side doors | C8UZ 89279A06-B | Incl. inner and outer pillar | 1 |
| 75/ | E100/350 -- w/hinged side doors | D5UZ 11279A07-A | Inner | 1 |
| 75/ | E100/350 -- w/sliding side door | D5UZ 22279A06-A | Inner | 1 |
| 279A08 PILLAR (BODY SIDE DOOR HINGED QUARTER) | | | | |
| 75/76 | E100/350 -- w/sliding door "Before Ser. B25,001" | D5UZ 22279A08-A | | 1 |
| 76/ | E100/350 -- w/sliding door "From Ser. B25,001" | D6UZ 12279A08-A | | 1 |
| 279B12 LEG ASSY. (UTILITY TABLE) | | | | |
| 79 | E100/350 -- w/quad. captains chairs | D9UZ 12279B12-A | | 1 |
| 27922 STRAP ASSY. (UTILITY TABLE MOUNTING) | | | | |
| 79 | E100/350 -- w/quad. captains chairs | D9UZ 1227922-A | | 1 |
| 279A22-4 SUPPORT (BODY SIDE PANEL) | | | | |
| 73/74 | E100/300 -- w/hinged side doors and w/o windows | C8UZ 89279A24-A | R.H. and L.H.—rear | 2 |
| 73/74 | E100/300 -- w/hinged side doors and windows | | R.H. and L.H.—rear | 2 |

**1973/79
TRUCK SERIES 100/500**

BODY SECTION 260 11

| YEAR | MODEL/RESTRICTIONS | PART NUMBER | DESCRIPTION | QTY. |
|---|---|------------------|---|------|
| 279A22-4 SUPPORT (BODY SIDE PANEL) — Cont'd | | | | |
| 73/74 | E100/300 -- w/sliding door and w/o windows | D2UZ 11279A24-B | R.H.—rear-upper | 1 |
| | | D2UZ 11279A24-A | R.H.—rear-lower | 1 |
| | | C8UZ 89279A24-A | L.H.—rear | 1 |
| 73/74 | E100/300 -- w/sliding door and windows | D2UZ 11279A24-A | R.H.—rear | 1 |
| | | C8UZ 89279A24-A | L.H.—rear | 1 |
| 73/74 | E100/300 | C8UZ 89279A22-A | L.H.—front—cut to fit | 1 |
| 73/74 | E100/300 -- 123" W/B | | L.H.—center | 1 |
| 73/74 | E100 -- 123" W/B | | R.H.—rear—cut to fit | 1 |
| 73/74 | E100/300 -- 105" W/B | C8UZ 89279A23-A | L.H.—center | 1 |
| 75/ | E100/350(89) -- w/o windows | D5UZ 11279A22-A | L.H.—front | 1 |
| 75/ | E100/350(89A,B,C,D) -- 138" W/B w/o windows | D5UZ 11279A23-B | L.H.—center | 1 |
| 75/ | E100/350 (89A,B,C,D) -- 138" W/B with windows | | L.H.—center—cut to fit for units with windows | 1 |
| 75/ | E100/350 (82,89E,F) 138" W/B w/windows | D5UZ 11279A23-D | L.H.—center | 1 |
| 75/ | E100/350 -- 138" W/B -- w/moveable windows | D5UZ 11279A22-C | L.H.—front | 1 |
| 75/ | E100/150(89A,B,C,D) -- 124" W/B w/o windows | D5UZ 11279A23-A | Center | 1 |
| 75/ | E100/150(82,89E,F) -- 124" W/B w/windows | D5UZ 11279A23-C | Center | 1 |
| 78/ | E150/350(Super Van/Wagon) | D8UZ 15279A23-A | R.H. and L.H. | 2 |
| 75/ | E100/350(89) -- 138" W/B w/sliding door and w/o windows | D5UZ 11279A24-B | L.H.—rear | 1 |
| 75/ | E100/350(89) -- w/hinged side doors and w/o windows | D5UZ 11279A24-B | R.H. or L.H.—also refer to group 27953 | 2 |
| 75/ | E100/350 -- w/sliding door and w/windows | D5UZ 11279A24-C | L.H. | 1 |
| 279C23 REINFORCEMENT (BODY SIDE WINDOW OPENING UPPER) | | | | |
| 73/74 | E100/300 (82,89E,F) | D2UZ 11279C23-A | | 1 |
| 279A25 REINFORCEMENT (BODY SIDE PANEL SUPPORT) | | | | |
| 73/74 | E100/300 (82,89E,F) | C8UZ 89279A25-A | | 2 |
| 279C25 REINFORCEMENT (BODY SIDE WINDOW OPENING LOWER) | | | | |
| 73/74 | E100/300 (82,89E,F) | C8UZ 82279C25-A | | 1 |
| 75/78 | E100/350(exc. Super Van/Wagon) | D5UZ 11279C25-A | | 1 |
| 79 | E100/350(exc. Super/Van Wagon) | D9UZ 11279C25-A | L.H. | 1 |
| 78/ | E150/350(Super Van/Wagon) | D8UZ 15279C25-A | | 1 |
| 27936 HOUSING (FUEL FILLER PIPE) | | | | |
| 75/ | E100/350 -- 124" or 138" W/B with auxiliary tank | D5UZ 1127936-B | | 1 |
| 77/ | F100/350(Regular Cab) | D7TZ 9927936-A | | 1 |
| 77/ | F350(Super Cab) | | | 1 |
| 77/78 | F100/350(Regular Cab) | ★ D7TZ 9927936-B | Incl. reinf. and seal r/b D9TZ 9927936-B (1/79) | 1 |
| 77/78 | F350(Super Cab) | | | 1 |
| 79 | F100/350(99) | D9TZ 9927936-B | Incl. reinf. and seal | 1 |
| 279A40 SCREEN KIT (DOOR WINDOWS) | | | | |
| 75/ | E100/350 | E0UZ 11279A40-A | Front doors | 1 |
| | | E0UZ 11279A40-B | Rear doors | 1 |
| 27947 REINFORCEMENT (BODY SIDE PANEL REAR) | | | | |
| 73/74 | E100/300 | C8UZ 8927947-A | | 1or2 |
| 27953 SUPPORT (BODY SIDE PANEL REAR) | | | | |
| 75/ | E100/350(89) -- w/sliding door and w/o windows | D5UZ 2227953-B | R.H. | 1 |
| 75/ | E100/350 -- w/sliding door and w/windows | D5UZ 2227953-A | R.H. | 1 |
| 75/ | E100/350 -- w/ hinged side doors and windows | | R.H. | 1 |
| 279A66-7 Refer to Exterior Moulding Section at the end of this catalog | | | | |

APRIL, 1980

COPYRIGHT © 1980—

FORD MOTOR
COMPANY

—DEARBORN, MICHIGAN

CHANGE 1

1973/79
TRUCK SERIES 100/500

| YEAR | MODEL/RESTRICTIONS | PART NUMBER | DESCRIPTION | QTY. |
|---|--|----------------------|---|------|
| 27970-1 REINFORCEMENT (REAR LAMP OPENING) | | | | |
| 73/74 | E100/300 | (RH) C5UZ 8927970-A | (LH) C5UZ 8927971-A | 1 |
| 75/ | E100/350 | (RH) D5UZ 1127970-A | (LH) D5UZ 1127971-A | 1 |
| 279A81 BRACKET (BODY SIDE WINDOW OPENING REINFORCEMENT) | | | | |
| 75/ | E100/350 | ★ | Improvise from flat steel-2 1/2" x 2 1/4" | |
| 279A87 EXTENSION (BODY SIDE PANEL SUPPORT) | | | | |
| 75/76 | E100/350 -- 138" W/B w/sliding door and w/windows | D5UZ 11279A87-A | | 1 |
| 77/ | E100/350 | D7UZ 11279A87-A | | 1 |
| 279A92 EXTENSION (BODY SIDE LOWER PANEL) | | | | |
| 73/74 | E100/300 -- w/sliding door | D2UZ 11279A92-B | Approx. 58 1/2" long | 1 |
| 75/ | E100/150 -- 124" W/B w/sliding door | D5UZ 22279A92-B | R.H. | 1 |
| 75/ | E100/350 -- 138" W/B w/sliding door | D5UZ 22279A92-A | R.H. | 1 |
| 279C96 SUPPORT (UTILITY TABLE) | | | | |
| 79 | E100/350 -- w/quad. Captains chairs | D9UZ 12279C96-A | | 1 |
| 279B97 FILLER (BODY SIDE PANEL FRONT) | | | | |
| 73/74 | E300(Cutaway Cab) | D2UZ 33279B97-A | | 1 |
| 280C20 FILLER (BODY SIDE REAR CORNER PANEL) | | | | |
| 73/74 | E100/300 -- 105" W/B w/sliding door | D2UZ 11280C20-A | | 1 |
| 73/74 | E100/300 -- 123" W/B w/sliding door | D2UZ 11280C20-B | | 1 |
| 75/ | E100/350 | D5UZ 22280C20-A | | 1 |
| 28028-9 EXTENSION (BODY SIDE PANEL) | | | | |
| 73/74 | E300(Cutaway Cab) | D2UZ 3328028-A | | 1 |
| 78/ | E150/350(Super Van/Wagon) | (RH) D8UZ 1528028-A | (LH) D8UZ 1528029-A | 1 |
| 280C30-1 REINFORCEMENT (PICK UP BOX COVER SIDE PANEL REAR) | | | | |
| 73/ | F100/350(99) | (RH) D3TZ 99280C30-A | (LH) D3TZ 99280C31-A | 1 |
| 28034 FILLER (BODY SIDE PANEL REAR) | | | | |
| 75/ | E100/350(Cutaway Cab) | D5UZ 3328034-A | | 2 |
| 280A38 RETAINER ASSY. (UTILITY TABLE) | | | | |
| 79 | E100/350 -- w/quad Captains chairs | D9UZ 12280A38-A | | 2 |
| 280C45 EXTENSION (BODY SIDE PANEL SUPPORT UPPER) | | | | |
| 75/ | E100/350 -- w/moveable window | D5UZ 11280C45-A | | 1 |
| 280C49-51 BRACKET (BODY SIDE WINDOW OPENING) | | | | |
| 75/ | E100/350 | ★ | Center and rear-improvise from flat steel | |
| 280C53 BRACKET (BODY SIDE REAR FILLER REINFORCEMENT) | | | | |
| 75/ | E250/350(Cutaway Cab) | D5UZ 33280C53-A | L.H. | 1 |
| 280A58-9 PANEL ASSY. (BODY SIDE REAR CORNER) | | | | |
| 73/74 | E100/300 -- 105" W/B | (RH) C8UZ 89280A58-A | (LH) D2UZ 11280A59-A | 1 |
| 73/74 | E100/300(exc. Cutaway Cab) -- 123" W/B | (RH) C8UZ 89280A58-B | (LH) D2UZ 11280A59-B | 1 |
| 73/74 | E300(Cutaway Cab) | (RH) D2UZ 33280A58-A | (LH) D2UZ 33280A59-A | 1 |
| 75/76 | E100/350 | (RH) D5UZ 11280A58-A | (LH) D5UZ 11280A59-A | 1 |
| 77/ | E100/350 | (RH) D7UZ 11280A58-A | (LH) D7UZ 11280A59-A | 1 |
| 73/77 | F100/500(Regular and Crew Cab) | (RH) D6TZ 10280A58-A | (LH) D6TZ 10280A59-A | 1 |
| 78/ | F100/350(Regular and Crew Cab) | (RH) D6TZ 10280A58-A | (LH) D6TZ 10280A59-A | 1 |
| 74/ | F100/350(Super Cab) | (RH) D4TZ 10280A58-A | (LH) D4TZ 10280A59-A | 1 |
| 280C62 SUPPORT (BODY SIDE PANEL) | | | | |
| 78/ | E150/350(Super Van/Wagon) | ★ | Refer to group 279A23 | |
| 28104 RETAINER (BODY LOCK PILLAR INSIDE) | | | | |
| 76/ | E100/350 -- w/sliding door | D6UZ 1228.04-A | Upper and lower | 2 |
| 281A06-7 PILLAR (BODY LOCK INNER) | | | | |
| 75 | E100/350 -- w/hinged side doors "Before Ser. W40,001" | (RH) D5UZ 11281A06-A | (LH) D5UZ 11281A07-A | 1 |
| 75 | E100/350 -- w/hinged side doors "From Ser. W40,001" | (RH) D5UZ 11281A06-B | (LH) D5UZ 11281A07-A | 1 |
| 75 | E100/350 -- w/sliding door | | | 1 |
| 75 | E250/350(Cutaway Cab) | | | 1 |
| 76 | E100/350 -- w/hinged side doors | (RH) D7UZ 11281A06-A | (LH) D6UZ 11281A07-A | 1 |

1973/79
TRUCK SERIES 100/500

BODY SECTION 260 13

| YEAR | MODEL/RESTRICTIONS | PART NUMBER | DESCRIPTION | QTY. |
|--|--|----------------------|--|------|
| 281A06-7 PILLAR (BODY LOCK INNER) — Cont'd | | | | |
| 76 | E100/350 -- w/sliding door | (RH) D5UZ 11281A06-B | (LH) D6UZ 11281A07-A | 1 |
| 76 | E250/350(Cutaway Cab) | | | 1 |
| 77/ | E100/350 | (RH) D7UZ 11281A06-A | (LH) D7UZ 11281A07-A | 1 |
| 281A08-9 PILLAR (BODY LOCK OUTER) | | | | |
| 75/ | E100/350 -- w/hinged side doors | (RH) D6UZ 11281A08-A | (LH) D5UZ 11281A09-A | 1 |
| 79 | E100/350 -- w/sliding door | (RH) D9UZ 12281A08-A | (LH) D5UZ 11281A09-A | 1 |
| 75/78 | E100/350 -- w/sliding door | (RH) D6UZ 12281A08-A | (LH) D5UZ 11281A09-A | 1 |
| 75/ | E250/350(Cutaway Cab) | (RH) D5UZ 33281A08-A | (LH) D5UZ 11281A09-A | 1 |
| 28160-1 PILLAR ASSY. (QUARTER LATCH) | | | | |
| 73/74 | E100/300 -- w/hinged side doors | (RH) C8UZ 8928160-A | (LH) C8UZ 8928161-A | 1 |
| 73/74 | E100/300 -- w/sliding door | (RH) D2UZ 1228256-A | (LH) C8UZ 8928161-A | 1 |
| 73/74 | E300(Cutaway Cab) | (RH) D2UZ 3328160-A | (LH) D2UZ 3328161-A | 1 |
| 73/77 | F100/500(exc. Crew Cab) | (RH) D3TZ 1028160-A | (LH) D3TZ 1028161-A | 1 |
| 78/ | F100/350(exc. Crew Cab) | | Less brace | 1 |
| 73/75 | F250/350(Crew Cab) | (RH) D3TZ 2528160-A | (LH) D3TZ 2528161-A | 1 |
| 76/ | F250/350(Crew Cab) | (RH) D6TZ 2528160-A | (LH) D6TZ 2528161-A | 1 |
| 281A69 EXTENSION (BODY SIDE REAR HINGE PILLAR OUTER) | | | | |
| 75/ | E100/350 | D5UZ 11281A69-A | Lower | 1 |
| 281A82 EXTENSION (BODY SIDE REAR DOOR INNER HINGE PILLAR) | | | | |
| 75/ | E100/350 | D5UZ 11281A82-A | Lower | 1 |
| 282A14 PILLAR (BODY SIDE REAR DOOR HINGE OUTER) | | | | |
| 75/77 | E100/350 -- w/hinged side doors "Before Ser. X80,001" | D5UZ 11282A14-A | | 1 |
| 77/ | E100/350 -- w/hinged side doors "From Ser. X80,001" | D7UZ 11282A14-A | | 1 |
| 28232 EXTENSION (BODY SIDE LOCK PILLAR UPPER) | | | | |
| 75/ | E100/350(exc. Cutaway Cab) | D5UZ 1128232-C | | 1 |
| 75/ | E250/350(Cutaway Cab) -- w/sliding doors | D5UZ 3328232-A | | 1 |
| 28234-5 EXTENSION (BODY SIDE LOCK PILLAR LOWER) | | | | |
| 73/74 | E100/300 | | Serviced in assembly -- refer to group 28160-11 | |
| 75 | E100/350(exc. Cutaway Cab) | (RH) D6UZ 1128234-A | (LH) D5UZ 1128235-A | 1 |
| 75 | E250/350(Cutaway Cab) | (RH) D5UZ 3328234-A | (LH) D5UZ 1128235-A | 1 |
| 76/77 | E100/350(exc. Cutaway Cab) "Before Ser. X80,001" | (RH) D6UZ 1128234-A | (LH) D5UZ 1128235-A | 1 |
| 77/ | E100/350(exc. Cutaway Cab) "From Ser. X80,001" | (RH) D6UZ 1128234-A | (LH) D7UZ 1128235-A | 1 |
| 76/ | E250/350(Cutaway Cab) | (RH) D6UZ 2728234-A | (LH) D5UZ 1128235-A | 1 |
| 28252 PILLAR (BODY SIDE REAR) | | | | |
| 73/74 | E100/300 -- 105" W/B with sliding door | D2UZ 1228252-A | | 1 |
| 73/74 | E100/300 -- 123" W/B with sliding door | D2UZ 1228252-B | | 1 |
| 28256 Refer to group 28160-1 | | | | |
| 28260 BRACE (BODY SIDE PANEL FRONT) | | | | |
| 73/76 | F100/250(99) "Before Ser. X20,001" | D3TZ 9928260-A | | 4 |
| 73/76 | F350(99) "Before Ser. X20,001" | | | 1 |
| | | ★57041-S2 | Screw and washer--hex. head--5/16"--18 x 1 3/16" | 1or8 |
| 76/ | F100/250(99) "From Ser. X20,001" | D6TZ 9928260-A | | 4 |
| 76/ | F350(99) "From Ser. X20,001" | | | 1 |
| 28362-5 REINFORCEMENT (BODY LOCK PILLAR) | | | | |
| 75/77 | E100/350(exc. Cutaway Cab) "Before Ser. X80,001" | D5UZ 2228362-A | Upper | 1 |
| | | D5UZ 1128364-A | Lower | 1 |
| 77/ | E100/350 "From Ser. X80,001" | D7UZ 1228362-A | Upper | 1 |
| | | D5UZ 1128364-A | Lower | 1 |

OCTOBER, 1979

COPYRIGHT © 1979—

FORD MOTOR
COMPANY

—DEARBORN, MICHIGAN

NEW ISSUE

1973/79
TRUCK SERIES 100/500

| YEAR | MODEL/RESTRICTIONS | PART NUMBER | DESCRIPTION | QTY. | |
|--|---|---------------------|---|--------|---|
| 28362-5 REINFORCEMENT (BODY LOCK PILLAR) -- Cont'd | | | | | |
| 75/ | E100/350(Cutaway Cab) | (RH) D5UZ 3328364-A | (LH) D5UZ 3328365-A | 1 | |
| 28370 SHIELD (REAR WHEEL SPLASH) | | | | | |
| 76/ | F100/350 "From Ser. Y80,001" | D7TZ 9928370-A | | 4 | |
| 28612 COVER (FUEL FILLER PIPE OPENING FLANGE) | | | | | |
| 77/ | F150/350 -- w/in cab fuel tank | D7TZ 2528612-A | | 1 | |
| 28630 SEAL (FUEL TANK FILLER PIPE HOUSING) | | | | | |
| 77/ | F100/350(Regular Cab) | D7TZ 9928630-A | W/aft. fuel tank | 1 | |
| 77/ | F350(Super Cab) | | | 1 | |
| 28636 SUPPORT (FUEL TANK FILLER PIPE HOUSING) | | | | | |
| 73/74 | E100/300 -- 105" W/B | D0UZ 1128636-A | | 1 | |
| 73/74 | E100/300 -- 123" W/B | D0UZ 1128636-B | | 1 | |
| 28732 STAKE (RACK) | | | | | |
| 73/ | F350(86) -- 136" W/B | B4Y 8628732-A | 35 5/16" long | 1 | |
| 73/ | F350(86) -- 160" W/B | B4T 8628732-A | 46 9/32" long | 1 | |
| 28734-7 RACK ASSY. (SIDE) | | | | | |
| 73/ | F350(86) -- 136" W/B | (RH) B4Y 8628734-A | (LH) B4Y 8628735-A | Front | 1 |
| | | (RH) B4Y 8628756-A | (LH) B4Y 8628757-A | Center | 1 |
| | | (RH) B4Y 8628736-A | (LH) B4Y 8628737-A | Rear | 1 |
| 73/ | F350(86) -- 160" W/B | (RH) B4T 8628734-B | (LH) B4T 8628735-B | Front | 1 |
| | | (RH) B4T 8628756-B | (LH) B4T 8628757-B | Center | 1 |
| | | (RH) B4T 8628736-B | (LH) B4T 8628737-B | Rear | 1 |
| 73/ | F350(86) | | Front end--refer to group 06300 Back end--refer to group 48000-1 | | |
| 28740 LATCH (RACK CONNECTOR) | | | | | |
| 73/ | F350(86) | D1TZ 8628740-B | Upper | 1 | |
| | | D1TZ 8628740-A | Lower-J type | 1 | |
| 28756-7 Refer to group 28734 | | | | | |
| 29004-5 Moulding (BODY SIDE WINDOW GARNISH) -- Paint to match | | | | | |
| 73/74 | E100/300 -- 123" W/B | (RH) D3UZ 1229276-A | (LH) D3UZ 1229005-A | 1 | |
| | | 376290-S100 | (UU-56-D)-screw-oval head-No. 8-18 x 1 1/2" | 3 | |
| 75 | E100/350 -- 138" W/B | (RH) D7UZ 1629004-B | (LH) D5UZ 2229005-D | 1 | |
| 76 | E100/350 -- 138" W/B | (RH) D7UZ 1629004-B | (LH) D6UZ 1629005-A | 1 | |
| 77/78 | E100/350 -- 138" W/B (exc. Super Van/Wagon) | (RH) D7UZ 1629004-B | (LH) D7UZ 1629005-B | 1 | |
| 79 | E100/350 -- 124" W/B | (RH) D9UZ 1129004-A | (LH) D9UZ 1129005-A | Front | 1 |
| | | (RH) D9UZ 1129004-B | (LH) D9UZ 1129005-B | Rear | 1 |
| 79 | E100/350 -- 138" W/B (exc. Super Van/Wagon) | (RH) D7UZ 1629004-B | (LH) D9UZ 1229005-B | 1 | |
| 78/ | E100/350(89)-w/insulation pkg. and porthole window | D8UZ 1129004-C | R.H. and L.H. ring | 2 | |
| 78 | E150/350(Super Van/Wagon) | (RH) D8UZ 1529004-A | (LH) D8UZ 1529005-A | 1 | |
| 79 | E100/350(Super Van/Wagon) | (RH) D8UZ 1529004-A | (LH) D9UZ 1229005-A | 1 | |
| 290W12 KIT (BODY SIDE WINDOW) | | | | | |
| 75/ | E100/150(89) -- w/o insulation pkg. or trim panels | D8UZ 11290W12-A | Porthole | 2 | |
| 29024 HOOK (ROOF RAIL COAT) | | | | | |
| 73/ | E100/300 | C8AZ 6229024-B1A | Black | AR | |
| 73/77 | F100/500 | | | | |
| 78/ | F100/350 | | | | |
| 73/77 | F100/500 | D2AZ 6229024-E | Ginger | 4 | |

1973/79
TRUCK SERIES 100/500

BODY SECTION 260 15

| YEAR | MODEL/RESTRICTIONS | PART NUMBER | DESCRIPTION | QTY. |
|-----------|--|---------------------------------|---------------------------|---------------------------------|
| 29028-9 | Refer to Exterior Moulding Section at the end of this catalog | | | |
| 290B32 | Refer to Exterior Moulding Section "R" for complete retainer information | | | |
| 29038-9 | Refer to Exterior Moulding Section at the end of this catalog | | | |
| 290D46-7 | MOULDING (BODY SIDE REAR EXTENSION) | | | |
| 78/ | E150/350(Super Van/Wagon) | (RH) D8UZ 16290D46-A | (LH) D8UZ 16290D47-A | Paint to match 1 |
| 290B52-3 | MOULDING ASSY. (BODY SIDE WINDOW OUTSIDE REAR) | | | |
| 73/74 | E100/300(82C) | (RH) C8UZ 82290B52-A | (LH) C8UZ 82290B53-A | 1 |
| 75/ | E100/350 | (RH) D5UZ 11290B52-A | (LH) refer to group 30606 | Use on sliding door window 1or2 |
| 75/ | E100/350 -- 124" W/B | (RH) D5UZ 11290B52-B | (LH) D5UZ 11290B53-B | 1 |
| 75/ | E100/350 -- 138" W/B w/hinged side doors | (RH) D5UZ 11290B52-A | (LH) D5UZ 22290B53-A | 1 |
| 75/ | E100/350 -- 138" W/B w/sliding door | (RH) D5UZ 22290B52-A | (LH) D5UZ 22290B53-A | 1 |
| 74/77 | F100/350(Super Cab) "Before Ser. 080,001" | (RH) D4TZ 10290B52-A | (LH) D4TZ 10290B53-A | 1 |
| 77/ | F100/350(Super Cab) "From Ser. 080,001" | Refer to groups 42430 and 42436 | | |
| 290A60 | MOULDING (BODY SIDE WINDOW OUTSIDE UPPER) | | | |
| 73/74 | E100/300(82C) -- 123" W/B | C8UZ 82290A60-B | | 4 |
| 290A66-7 | MOULDING (PICKUP BOX COVER SIDE PANEL WINDOW) | | | |
| 73/77 | F100/350(99) -- 133" or 140" W/B | (RH) D3TZ 99290A66-A | (LH) D3TZ 99290A67-A | Front or rear 2 |
| 78/ | F100/350(99) | D8TZ 99290A66-A | R.H. and L.H. 2 | |
| 29076-7 | Refer to Exterior Moulding Section at the end of this catalog | | | |
| 290B90 | MOULDING (BODY SIDE REAR TRIM PANEL REAR) | | | |
| 75/ | E100/350 -- 138" W/B | D5UZ 22290B90-A | R.H. and L.H. 2 | |
| 291B00-3 | BRACKET (BODY SIDE WINDOW GARNISH MOULDING SUPPORT) | | | |
| 73/74 | E100/300 -- w/insulation | (RH) C8UZ 82291B00-A | (LH) C8UZ 82291B03-A | 1 |
| 291A20-41 | Refer to Exterior Moulding Section at the end of this catalog | | | |
| 29144 | Refer to Exterior Moulding Section "R" for complete retainer information | | | |
| 29164-5 | Refer to Exterior Moulding Section at the end of this catalog | | | |
| 29182 | COVER ASSY. (BODY SIDE REAR) Paint to match | | | |
| 79 | E100/350 -- 124" W/B | D9UZ 1129182-A | Lower | 2 |
| | | D9UZ 1129182-B | Upper | 2 |
| 29186-9 | SUPPORT (BODY SIDE WINDOW GARNISH MOULDING) | | | |
| 73/74 | E100/300 -- w/hinged side door | (RH) C8UZ 8229186-A | (LH) C8UZ 8229189-A | 1 |
| 73/74 | E100/300 -- w/sliding door | (RH) D2UZ 8229186-A | (LH) C8UZ 8229189-A | 1 |
| 79 | E100/350 -- 124" W/B | D9UZ 1129187-A | Lower | 1 |
| 75/ | E100/350 -- 138" W/B (exc. Super Van/Wagon) | (RH) D5UZ 1129186-A | (LH) D5UZ 1129187-A | 1 |
| 78/ | E150/350(Super Van/Wagon) | D8UZ 1629187-A | 1 | |
| 29232 | RETAINER (COAT HOOK) | | | |
| 73/ | E100/300,F100/500 | C8AZ 6229232-A | AR | |
| 29276 | Refer to group 29005 | | | |
| 29314-5 | Refer to Exterior Moulding Section at the end of this catalog | | | |
| 29316-8 | Refer to Exterior Moulding Section "R" for complete retainer information | | | |
| 29320-1 | RETAINER (BODY SIDE WINDOW GARNISH MOULDING) | | | |
| 75/ | E100/350(exc. Super Van/Wagon) | D5UZ 2229320-A | R.H. and L.H. 2 | |
| 78/ | E150/350(Super Van/Wagon) | (RH) D8UZ 1629320-A | (LH) D8UZ 1629321-A | 1 |

OCTOBER, 1979

COPYRIGHT © 1979—

FORD MOTOR

—DEARBORN, MICHIGAN

COMPANY

NEW ISSUE

1973/79
TRUCK SERIES 100/500

| YEAR | MODEL/RESTRICTIONS | PART NUMBER | | DESCRIPTION | QTY. | |
|--|--|---------------------|------------------------|-------------|------------------|------|
| 29360-1 MOULDING ASSY. (BODY SIDE WINDOW OUTSIDE REAR CORNER) | | | | | | |
| 73/74 | E100/300(82C) | (RH) C8UZ 8229360-A | (LH) C8UZ 8229361-A | | 1 | |
| 29636 MOULDING (BODY SIDE WINDOW OUTSIDE FRONT CORNER) | | | | | | |
| 73/74 | E100/300(82C) | C8UZ 8229636-A | R.H. and L.H. | | 2 | |
| YEAR | MODEL/RESTRICTIONS | PART NUMBER | | NAGS NO. | DESCRIPTION | QTY. |
| | | CLEAR | TINTED | | | |
| 29710-1 GLASS (QUARTER WINDOW) | | | | | | |
| 77/ | E100/350(89A,B) | D7UZ 1129710-A | D7UZ 1129710-A | 2713 | Porthole-one way | 2 |
| 74/ | F100/350(Super Cab) | D4TZ 1029710-A | D4TZ 1029710-B | Q5142 | R.H.-stationary | 1 |
| | | D4TZ 1029711-A | D4TZ 1029711-B | Q5143 | L.H.-stationary | 1 |
| | | D4TZ 1029710-C | D4TZ 1029710-D | Q5140 | R.H.-moveable | 1 |
| | | D4TZ 1029711-C | D4TZ 1029711-D | Q5141 | L.H.-moveable | 1 |
| YEAR | MODEL/RESTRICTIONS | PART NUMBER | | DESCRIPTION | QTY. | |
| 29724 STRIP (QUARTER WINDOW) | | | | | | |
| 74/ | F100/350(Super Cab) | D4TZ 1029724-A | R.H. and L.H.-moveable | | 2 | |
| YEAR | MODEL/RESTRICTIONS | PART NUMBER | | NAGS NO. | DESCRIPTION | QTY. |
| | | CLEAR | TINTED | | | |
| 29726-7 GLASS (BODY SIDE WINDOW REAR) | | | | | | |
| Notes: ◆-Laminated glass, ◇-Tempered glass | | | | | | |
| 73/74 | E100/300 -- 105" W/B | C8UZ 8929726-A | C8UZ 8929726-C | Q3933 | R.H.-◇ | 1 |
| | | C8UZ 8929727-A | C8UZ 8929727-C | Q3934 | L.H.-◇ | 1 |
| 73/74 | E100/300 -- 105" W/B | C8UZ 8929726-E | Not available | Q3933L | R.H.-◆ | 1 |
| | | C8UZ 8929727-E | Not available | Q3934L | L.H.-◆ | 1 |
| 73/74 | E100/300 -- 123" W/B | C8UZ 8929726-B | C8UZ 8929726-D | Q3935 | R.H.-◇ | 1 |
| | | C8UZ 8929727-B | C8UZ 8929727-D | Q3936 | L.H.-◇ | 1 |
| 73/74 | E100/300 -- 123" W/B | C8UZ 8929726-G | Not available | Q3935L | R.H.-◆ | 1 |
| | | C8UZ 8929727-G | Not available | Q3936L | L.H.-◆ | 1 |
| 75/ | E100/350 -- 124" W/B | D5UZ 1129726-C | D5UZ 1129726-D | Q5344 | R.H.-◇ | 1 |
| | | D5UZ 1129727-C | D5UZ 1129727-D | Q5345 | L.H.-◇ | 1 |
| 75/ | E100/350 -- 124" W/B | Not available | D5UZ 1129726-H | Q5344L | R.H.-◆ | 1 |
| | | Not available | D5UZ 1129727-H | Q5345L | L.H.-◆ | 1 |
| 75/ | E100/350 -- 124" W/B | Not available | D5UZ 1129726-J | Q5344LOW | R.H.-◆-One Way | 1 |
| | | Not available | D5UZ 1129727-J | Q5345LOW | L.H.-◆-One Way | 1 |
| 75/ | E100/350 -- 138" W/B | D5UZ 1129726-A | D5UZ 1129726-B | Q5346 | R.H.-◇ | 1 |
| | | D5UZ 1129727-A | D5UZ 1129727-B | Q5347 | L.H.-◇ | 1 |
| 75/ | E100/350 -- 138" W/B | Not available | D5UZ 1129726-E | Q5346L | R.H.-◆ | 1 |
| | | Not available | D5UZ 1129727-E | Q5347L | L.H.-◆ | 1 |
| 75/ | E100/350 -- 138" W/B | Not available | D5UZ 1129726-F | Q5346LOW | R.H.-◆-One Way | 1 |
| | | Not available | D5UZ 1129727-F | Q5347LOW | L.H.-◆-One Way | 1 |
| YEAR | MODEL/RESTRICTIONS | PART NUMBER | | DESCRIPTION | QTY. | |
| 297A32 BAR (PICKUP BOX COVER SIDE GLASS DIVISION) | | | | | | |
| 73/ | F100/350(99) -- w/fixed windows | D3TZ 99297A32-A | | | 2 | |
| YEAR | MODEL/RESTRICTIONS | PART NUMBER | | NAGS NO. | DESCRIPTION | QTY. |
| | | CLEAR | TINTED | | | |
| 297A36 GLASS (PICKUP BOX COVER SIDE WINDOW) | | | | | | |
| 73/74 | F100/350(99) -- w/fixed windows | Not available | D3TZ 99297A36-A | 1118T | | 4 |
| 75/ | F100/350(99) -- w/fixed windows | Not available | D5TZ 99297A36-A | 1130 | | 2 |
| 73/77 | F100/350(99) -- w/sliding windows "Before Ser. 080,001" | Not available | D3TZ 99297A36-B | 1117 | | 4 |
| | | Not available | | | | |
| 77/ | F100/350(99) -- w/sliding windows "From Ser. 080,001" | Not available | D7TZ 99297A36-A | 1138 | | 4 |

1973/79
TRUCK SERIES 100/500

BODY SECTION 260 17

| YEAR | MODEL/RESTRICTIONS | PART NUMBER | DESCRIPTION | QTY. |
|---|--|--------------------------|---------------------------------|------|
| 297A38 STOP (PICKUP BOX COVER SIDE GLASS) | | | | |
| 73/ | F100/350(99) -- w/sliding windows | D3TZ 99297A38-A | | 2 |
| 297A40-1 SCREEN (PICKUP BOX COVER SIDE GLASS) | | | | |
| 73/ | F100/350(99) -- w/sliding windows (RH) | D3TZ 99297A40-A (LH) | D3TZ 99297A41-A | 1 |
| 297A42 RETAINER (PICKUP BOX COVER SIDE GLASS SCREEN) | | | | |
| 73/ | F100/350(99) -- w/sliding windows | D3TZ 99297A42-A | R.H. and L.H. | 12 |
| 297A44 RUN (PICKUP BOX COVER SIDE GLASS) | | | | |
| 73/78 | F100/350(99) -- w/sliding windows | D3TZ 99297A44-B | R.H. and L.H.-lower | 2 |
| | "Before Ser. BA0,001" | D3TZ 99297A44-C | R.H. and L.H.-upper | 2 |
| 78/ | F100/350(99) -- w/sliding window | D8TZ 99297A44-A | R.H. and L.H.-lower | 2 |
| | "From Ser. BA0,001" | D3TZ 99297A44-C | R.H. and L.H.-upper | 2 |
| 297A46-7 RETAINER (PICKUP BOX COVER SIDE GLASS RUN) | | | | |
| 73/ | F100/350(99) -- w/sliding windows (RH) | D8TZ 99297A46-A (LH) | D8TZ 99297A47-A | 1 |
| 297A54 COVER (PICKUP BOX COVER SIDE GLASS LATCH OPENING) | | | | |
| 73/77 | F100/350(99) -- w/sliding windows | D3TZ 99297A54-B | R.H. and L.H. | 2 |
| | "Before Ser. 080,001" | | | |
| 77/ | F100/350(99) -- w/sliding windows | D7TZ 99297A54-A | R.H. and L.H. | 2 |
| | "From Ser. 08,001" | | | |
| 297A56 HANDLE (PICKUP BOX COVER SIDE GLASS LATCH) | | | | |
| 73/77 | F100/350(99) -- w/sliding windows | D4TZ 99297A56-A | R.H. and L.H. | 2 |
| | "Before Ser. 080,001" | | | |
| 77/ | F100/350(99) -- w/sliding windows | D7TZ 99297A56-A | R.H. and L.H. | 2 |
| | "From Ser. 080,001" | | | |
| 297A66 SPRING (PICKUP BOX COVER SIDE GLASS LATCH) | | | | |
| 73/ | F100/350(99) -- w/sliding windows | | Serviced in 297A56 | |
| 29796-7 MOULDING (QUARTER WINDOW) | | | | |
| 74/77 | F100/350(Super Cab) | (RH) D4TZ 1029796-A (LH) | D4TZ 1029797-A Front | 1 |
| | "Before Ser. 080,001" | | | |
| 77/ | F100/350(Super Cab) | | Refer to groups 42430 and 42436 | |
| | "From Ser. 080,001" | | | |
| 298A10 WEATHERSTRIP (PICKUP BOX COVER SIDE GLASS) | | | | |
| 73/ | F100/350(99) -- w/fixed windows | D3TZ 99298A10-A | | 2 |
| 73/77 | F100/350(99) -- w/sliding windows | D3TZ 99298A10-B | Overall length 165" | 2 |
| 73/77 | F100/350(99) -- w/sliding windows | D3TZ 99298A10-C | 13 19/32" long | 4 |
| 78/ | F100/350(99) -- w/sliding windows | D8TZ 99298A10-B | | 2 |
| | "From Ser. BA0,001" | | | |
| 298A12 RETAINER (PICKUP BOX COVER SIDE GLASS WEATHERSTRIP) | | | | |
| 73/ | F100/350(99) -- w/sliding windows | D3TZ 99298A12-A | | 2 |
| 29904 WEATHERSTRIP (QUARTER WINDOW) | | | | |
| 77/ | E100/350(89A,B) -- w/porthole window | D7UZ 1129904-A | | 2 |
| 74/ | F100/350(Super Cab) -- w/o mouldings | D4TZ 1029904-A | R.H. and L.H.-stationary | 2 |
| 74/77 | F100/350(Super Cab) -- w/mouldings "Before Ser. 080,001" | D4TZ 1029904-B | R.H. and L.H.-stationary | 2 |
| 77/ | F100/350(Super Cab) -- w/mouldings "From Ser. 080,001" | D7TZ 1329904-A | R.H. and L.H.-stationary | 2 |
| 74/ | F100/350(Super Cab) | D4TZ 1029904-C | R.H. and L.H.-moveable | 2 |
| 30098 COVER (BODY SIDE WINDOW GARNISH MOULDING HOLE) | | | | |
| 75/ | E100/350 -- w/stationary windows | D9UZ 1130098-A | | 2 |

APRIL, 1980

COPYRIGHT © 1980—

FORD MOTOR
COMPANY

—DEARBORN, MICHIGAN

CHANGE 1

**1973/79
TRUCK SERIES 100/500**

| YEAR | MODEL/RESTRICTIONS | PART NUMBER | DESCRIPTION | QTY. |
|---|---|----------------------|---|-------------|
| 302A02 RETAINER (QUARTER WINDOW LATCH) | | | | |
| 75/ | E100/350 -- w/moveable windows | D5UZ 22302A02-B | Back doors Body side doors Body side-L.H. | 2 2 2 |
| 74/ | F100/350(Super Cab) | D4TZ 10302A02-A | R.H. and L.H. | 2 |
| 302A06 SPACER (QUARTER WINDOW LATCH RETAINER) | | | | |
| 74/ | F100/350(Super Cab) | D4TZ 10302A06-A | R.H. and L.H. | 2 |
| 30212 RETAINER (WINDOW HANDLE) | | | | |
| 74/ | F100/350(Super Cab) | D2FZ 7330212-A | | 2 |
| 302A12 RETAINER (QUARTER WINDOW HINGE) | | | | |
| 74 | F100/350(Super Cab) | D2FZ 73302A12-A | | 4 |
| 75/ | F100/350(Super Cab) | D5FZ 73302A12-A | | 4 |
| 303A24 LATCH (QUARTER WINDOW) | | | | |
| 74/ | F100/350(Super Cab) | (RH) D4TZ 10303A24-A | (LH) D4TZ 10303A24-B | 1 |
| 30330 PIN (QUARTER WINDOW LATCH) | | | | |
| 74/ | F100/350(Super Cab) | D0DZ 6230330-A | 1/2" long | 2 |
| | | D0DZ 6230330-B | 3/4" long | AR |
| 30384 RETAINER (BODY SIDE WINDOW LATCH ANCHOR PLATE) | | | | |
| 73/78 | E100/300(82B,C) | C8UZ 8230384-A | | 2 |
| 79 | E100/350 -- w/moveable windows and garnish mouldings | D9UZ 1130384-A | | 2 |
| 30504 FRAME (QUARTER WINDOW) | | | | |
| 74/ | F100/350(Super Cab) | (RH) D4TZ 1030504-A | (LH) D4TZ 1030504-B | Front |
| | | (RH) D4TZ 1030648-A | (LH) D4TZ 1030648-B | Rear |
| | | | | 1 1 |
| 305A10 COVER (BODY SIDE WINDOW LATCH BRACKET RETAINER) | | | | |
| 74 | F100/350(Super Cab) -- w/moveable windows | D4TZ 13305A10-A | Camera case -- approx. 3 1/4" long | 2 |
| 305A27-8 WEATHERSTRIP (BODY SIDE WINDOW) | | | | |
| 74 | E100/300(82A,89C,D,E,F) -- 123" W/B | D4UZ 11305A28-A | Rear | 1or2 |
| 73/74 | E100/300(82B) -- 123" W/B | D4UZ 12305A28-B | Rear | 2 |
| 73/74 | E100/300(82C) -- 123" W/B | D4UZ 12305A28-A | Rear | 2 |
| 75/ | E100/350(89) -- w/ fixed windows and w/o mouldings | D5UZ 11305A27-C | Front--use with 5/32" thick glass | 1 |
| 75/ | E100/350(89) -- w/ fixed windows and mouldings | D5UZ 11305A27-D | Front--use with 5/32" thick glass | 1 |
| 75/ | E100/350 -- 124" W/B-- w/ fixed windows and w/o mouldings | D5UZ 11305A28-D | Rear--use with 5/32" thick glass | 1or2 |
| 75/ | E100/350 -- 138" W/B--with fixed windows and w/o mouldings | D5UZ 11305A28-C | Rear--use with 5/32" thick glass | 1or2 |
| 75/ | E100/150 -- 124" W/B--with fixed windows and mouldings | D5UZ 11305A28-F | Rear--use with 5/32" thick glass | 1 |
| 75/ | E100/350(89) -- w/ fixed windows and w/o mouldings | D5UZ 11305A27-A | Front--use with 7/32" thick glass | 1or2 |
| 75/ | E100/350(89) -- w/ fixed windows and mouldings | D5UZ 11305A27-B | Front--use with 7/32" thick glass | 1or2 |
| 75/ | E100/350 -- 124" W/B--with fixed windows and w/o mouldings | D5UZ 11305A28-B | Rear--use with 7/32" thick glass | 1or2 |
| 75/ | E100/350 -- 138" W/B--with fixed windows and w/o mouldings | D5UZ 11305A28-A | Rear--use with 7/32" thick glass | 1or2 |
| 75/ | E100/150 -- 124" W/B--with fixed windows and mouldings | D5UZ 11305A28-E | Rear--use with 7/32" thick glass | 1 |
| 75/ | E100/350 -- 138" W/B--with fixed windows and mouldings | D5UZ 22305A28-B | Rear--use with 5/32" thick glass | 1or2 |
| 75/ | E100/350 -- 138" W/B--with fixed windows and mouldings | D5UZ 22305A28-A | Rear--use with 7/32" thick glass | 1or2 |
| 30606 MOULDING ASSY. (BODY SIDE WINDOW OUTSIDE FRONT) | | | | |
| 73 | E100/300(82C) -- w/ fixed windows and hinged door | C8UZ 8230606-A | | 6 |
| 75/ | E100/350(82B,C,89D,E) | D5UZ 2230606-A | Front | 3or4 |

1973/79
TRUCK SERIES 100/500

BODY SECTION 260 19

| YEAR | MODEL/RESTRICTIONS | PART NUMBER | DESCRIPTION | QTY. |
|--|---|----------------------|---------------------------------|------------|
| 30606 MOULDING ASSY. (BODY SIDE WINDOW OUTSIDE FRONT) — Cont'd | | | | |
| 75/ | E100/350 -- w/ fixed windows and hinged doors | D5UZ 1130606-A | Rear | 2 |
| 30648 Refer to Group 30504 | | | | |
| 310A28 INSULATION (BODY SIDE CENTER REAR) | | | | |
| 73/74 | E100/300(89A,B) -- 123" W/B w/sliding door | D3UZ 11310A28-A | | 1 |
| 75/ | E100/350(82,89A,B,E,F) -- 138" W/B -- w/sliding door | D5UZ 11310A28-A | Cut to fit | AR |
| 310A35 RETAINER (BODY SIDE TRIM PANEL LOWER) | | | | |
| 75/ | E100/350(82,89A,B,E,F) -- 138" W/B-w/insulation and front door | D5UZ 22310A35-A | L.H. | 2 |
| 75/ | E100/350(82,89A,B,E,F) -- 138" W/B -- w/insulation and sliding door | D6UZ 22310A35-A | L.H. | 1 |
| 310A37-9 BRACKET (BODY SIDE TRIM PANEL TO FLOOR) | | | | |
| 73/74 | E100/300(82,89A,B,E,F) -- 123" W/B with insulation | C8UZ 82310A37-A | Front | AR |
| | | C8UZ 82310A39-A | Rear | AR |
| | | 381801-S2 | (UU-148)-screw-No. 8-18 x 1/2" | AR |
| 310A42 BRACKET (BODY SIDE TRIM AT WHEELHOUSE) | | | | |
| 73/74 | E100/300(82,89A,B,E,F) -- 123" W/B with insulation | C8UZ 82310A42-A | | 3or4 |
| 310A46 RETAINER (BODY SIDE REAR TRIM PANEL FRONT) - Paint to match | | | | |
| 73/74 | E100/300(89A,B) -- 123" W/B w/insulation | D0UZ 11310A46-A | Paint to match | 2 |
| | | 381969-S2 | (UU-89-A)-screw-No. 8-18 x 1/2" | 12 |
| 310A49 RETAINER (BODY SIDE TRIM PANEL JOINT COVER UPPER) | | | | |
| 73/74 | E100/300(82,89A,B,E,F) -- 123"W/B with insulation | C8UZ 82310A49-A | | 1 |
| | | 381969-S2 | (UU-89-A)-screw-No. 8-18 x 1/2" | 2 |
| 310A51 BRACKET (BODY SIDE TRIM PANEL JOINT COVER LOWER) | | | | |
| 73/74 | E100/300(82,89A,B,E,F) -- 123"W/B with insulation | C8UZ 82310A51-A | | 1 |
| | | 381969-S2 | (UU-89-A)-screw-No. 8-18 x 1/2" | 2 |
| 75/ | E100/350(82,89E,F) -- 138"W/B with insulation | D5UZ 2231051-B | L.H. | 1 |
| 310A53 RETAINER (BODY SIDE FRONT TRIM PANEL FRONT) - Paint to match | | | | |
| 73/74 | E100/300(82,89E,F) -- 123"W/B with insulation | C8UZ 82310A53-A | | 1 |
| 73/74 | E100/300(89A,B) -- 123" W/B with insulation | D0UZ 11310A53-A | | 1 |
| 73/74 | E100/300(82,89A,B,E,F) -- 123"W/B with insulation | 381969-S2 | (UU-89-A)-screw-No. 8-18 x 1/2" | AR |
| 75/ | E100/350(89A,B) -- 138" W/B | D5UZ 11310A53-A | | 1 |
| 76/ | E100/350(82,89E) -- 138" W/B | D6UZ 16310A53-A | | 1 |
| 310A60-1 INSULATION (BODY SIDE REAR) | | | | |
| 73/74 | E100/300(82,89A,B,E,F) -- 123" W/B with insulation | (RH) D3UZ 11310A60-A | (LH) D3UZ 11310A61-A | 1 |
| 73/74 | E100/300(89E,F) -- 123" W/B with insulation | (RH) D3UZ 11310A60-B | (LH) D3UZ 11310A61-B | 1 |
| 75/76 | E100/350(82,89A,B,E,F) -- 138" W/B "Before Ser. C00,001" | (RH) D5UZ 11310A60-A | (LH) D5UZ 11310A61-A | Cut to fit |
| 76/77 | E100/350(82,89A,B,E,F) -- 138" W/B "From Ser. C00,001" | D5UZ 11310A60-A | R.H. and L.H. | 2 |
| 78/ | E100/350 | D8UZ 11310A60-A | R.H. and L.H. | 2 |

1973/79
TRUCK SERIES 100/500

| YEAR | MODEL/RESTRICTIONS | PART NUMBER | DESCRIPTION | QTY. |
|---|---|----------------------|-------------------------------------|------|
| 310A92 RETAINER (BODY SIDE REAR CORNER TRIM PANEL REAR) – Paint to match | | | | |
| 73/74 | E100/300(89A,B) – – 123" W/B with insulation | D0UZ 11310A92-A | Upper | 1 |
| | | 381969-S2 | (UU-89-A)-screw-No. 8-18 x 1/2" | 2 |
| 75/ | E100/350 – – 138" W/B- with insulation | (RH) D5UZ 11310A92-A | (LH) D5UZ 11310A92-B Upper | 1 |
| 75/ | E100/350 – – 138" W/B- with insulation | D5UZ 22310A92-A | R.H. and L.H.-lower | 2 |
| 77/ | E100/350 | (RH) D7UZ 11310A92-A | (LH) D7UZ 11310A92-B Upper-brown | 1 |
| 31137 Refer to group in Soft Trim Section | | | | |
| 311A48-9 SUPPORT (BODY SIDE REAR CORNER TRIM PANEL) | | | | |
| 73/74 | E100/300(82,89E,F) – – 123" W/B with insulation | (RH) C8UZ 82311A48-A | (LH) D0UZ 12311A49-A | 1 |
| | | C8UZ 82311A48-B | | |
| | | 381969-S2 | (UU-89-A)-screw-No. 8-18 x 1/2" | AR |
| 75/ | E100/350 (exc. Super Van/wagon) – – 138" W/B with insulation | (RH) D5UZ 22311A48-A | (LH) D5UZ 22311A49-A With rub rails | 1 |
| 78 | E150/350-(Super Van/wagon) with insulation | D5UZ 22311A48-A | R.H. | 2 |
| 77/ | E100/350 – – 124" W/B with insulation | D7UZ 11311A48-A | | 1 |
| 311A60 RETAINER (BODY SIDE REAR TRIM PANEL LOWER) | | | | |
| 75/ | E100/350 – – 138" W/B with insulation | D5UZ 22311A60-A | | 1 |
| 79 | E100/350 – – 124" W/B with insulation | D9UZ 11311A60-A | | 1 |
| 31163 MOULDING (BODY SIDE FRONT TRIM PANEL) | | | | |
| 75/ | E100/350(82,89E,F) – – 138" W/B- with insulation | D5UZ 2231163-A | L.H.-paint to match | 1 |
| 31187 INSULATION (BODY SIDE CENTER FRONT) | | | | |
| 73/74 | E100/300(82,89A,B,E,F) – – 123" W/B with insulation | D3UZ 1131187-A | L.H. | 2 |
| 75/ | E100/350 – – with insulation | D5UZ 1131187-AA | Cut to fit | AR |
| 31188 SUPPORT (BODY SIDE REAR TRIM PANEL LOWER) | | | | |
| 75/ | E100/350 – – 138" W/B with insulation | D5UZ 2231188-A | Paint to match | 2 |
| 31200-1 RETAINER (TRIM PANEL) | | | | |
| 73/74 | E100/300(89) – – 105" W/B with hinged side door and insulation | C9UZ 8931200-A | Headlining | 1 |
| 73/74 | E100/300(82A,89A) – – 105" W/B with sliding door and insulation | D2UZ 1131200-A | Headlining | 1 |
| 73/74 | E100/300(89A,B) – – 123" W/B with sliding door and insulation | | Door trim panel | 1 |
| 73/74 | E100/300(89) – – 123" W/B with hinged side door and insulation | C9UZ 8931200-B | Headlining | 1 |
| 73/74 | E100/300(89A,B) – – 123" W/B with hinged side door and insulation | | Door trim panel | 1 |
| 73/74 | E100/300(82A,89A) – – 123" W/B with sliding door and insulation | D2UZ 1131200-B | Headlining | 1 |
| 73/74 | E100/300(89A,B) – – 123" W/B with sliding door and insulation | | Door trim panel | 1 |
| 73/74 | E100/300(82A,89A) – – 105" W/B with insulation | C9UZ 8931201-A | Headlining | 1 |
| 73/74 | E100/300(82A,89) – – 123" W/B with insulation | C9UZ 8931201-B | Headlining | 1 |
| 73/74 | E100/300(89A,B) – – 123" W/B with insulation and without integral A/C | | Door trim panel | 1 |
| 73/74 | E100/300(89A,B) – – 123" W/B with insulation and integral A/C | D0UZ 1131201-B | Door trim panel | 1 |

1973/79
TRUCK SERIES 100/500

BODY SECTION 260 21

| YEAR | MODEL/RESTRICTIONS | PART NUMBER | DESCRIPTION | QTY. |
|--|--|---------------------|---|-------------|
| 31216 MOULDING (BODY SIDE REAR TRIM PANEL FRONT) | | | | |
| 75/ | E100/350 -- 138" W/B--with insulation and integral A/C | D5UZ 2231216-A | R.H.--paint to match | 1 |
| 79 | E100/350 -- 124" W/B with insulation | D9UZ 1131216-A | | 1 |
| 312A16 RETAINER (BODY SIDE REAR CORNER TRIM PANEL REAR LOWER) - Paint to match | | | | |
| 73/74 | E100/300(89A,B) -- w/insulation | D0UZ 11312A16-A | | 1 |
| | | 381969-S2 | (UU-89-A)-screw--No. 8-18 x 1/2" | 2 |
| 31374 RETAINER (BODY SIDE REAR TRIM PANEL TO FLOOR) | | | | |
| 75/ | E100/350 -- 138" W/B with insulation | D5UZ 2231374-A | | AR |
| 31396-7 SUPPORT (BODY SIDE REAR TRIM PANEL) | | | | |
| 73/74 | E100/300(82,89E,F) -- 123" W/B | (RH) C8UZ 8231396-A | (LH) C8UZ 8231397-A | 1 |
| 75/ | E100/350(82,89E,F exc. Super Van/Wagon) -- 138" W/B | (RH) D5UZ 2231396-B | (LH) D5UZ 2231397-A | 1 |
| 77/78 | E100/350(89) -- 124" W/B with insulation | D7UZ 1131397-A | Rear | 1 |
| 79 | E100/350 -- 124" W/B | D9UZ 1131397-A | L.H. | 1 |
| 78 | E150/350(Super Van/Wagon) | D8UZ 1631396-A | R.H. | 1 |
| 31447 SUPPORT (BODY SIDE TRIM PANEL CENTER) | | | | |
| 73/74 | E100/300(82C) -- 123" W/B | C8UZ 8231447-A | Add 1/4" hole in center | 1 |
| | | 381969-S2 | (UU-89-A)-screw--No. 8 -18 x 1/2" | 4 |
| 31489 BRACE (BODY SIDE FRONT TRIM PANEL SUPPORT) | | | | |
| 73/74 | E100/300(82A,89E,F) | C9UZ 8931489-A | | 1 |
| 73/74 | E100/300(82B,C) -- 123" W/B integral A/C | | | 1 |
| | | 381969-S2 | (UU-89-A)-screw--No. 8-18 x 1/2" | 2 |
| 31493 SUPPORT (BODY SIDE TRIM PANEL) | | | | |
| 73/74 | E100/300 -- w/insulation | C8UZ 8231493-A | | 1 |
| | | 381969-S2 | (UU-89-A)-screw--No. 8"-18 x 1/2" | 2 |
| 75/ | E100/350(82,89E,F) -- 138" W/B | D5UZ 2231493-A | | 1 |
| 31608-9 SUPPORT (BODY SIDE ARM REST) | | | | |
| 73/74 | E100/300(82B,C) -- 123" W/B without integral A/C | C8UZ 8231609-B | L.H.--second seat | 1 |
| 73/74 | E200/300(82B,C) -- 123" W/B | C8UZ 8231609-D | L.H.--third seat | 1 |
| 75/ | E200/300(82B,C) -- 138" W/B | D5UZ 2231608-A | Third or fourth seat | 2or4 |
| 73/74 | E300(82B,C) -- 123" W/B | (RH) C8UZ 8231608-A | (LH) C8UZ 8231609-E | Fourth seat |
| 31632-3 BRACKET (BODY SIDE ARM REST SUPPORT) | | | | |
| 73/74 | E100/300(82B,C) -- 123" W/B | (RH) C8UZ 8231632-A | (LH) C8UZ 8231633-A | Fourth seat |
| 32202-3 INSULATOR (BODY SIDE REAR CORNER PANEL) | | | | |
| 75/ | E100/350 -- 138" W/B | D5UZ 1132202-A | | 2 |
| 32222 RAIL (BODY SIDE PICKUP BOX TOP) | | | | |
| 73/ | F100(99) -- w/stake pocket mounted type rail | D3TZ 9932222-C | R.H. and L.H. - 6 3/4 foot box | 2 |
| 73 | F100/250(99) -- w/bolt on type rails | C9TZ 9932222-A | R.H. and L.H. - 8 foot box | 2 |
| 73/ | F100/250(99) -- w/stake pocket mounted type rail | (RH) D3TZ 9932222-A | (LH) D3TZ 9932222-B | 8 foot box |
| 322A22 RETAINER (BODY SIDE PICKUP BOX TOP RAIL LOAD RESTRAINER) - Incl. attaching parts | | | | |
| 73 | F100/250(99) -- w/bolt on type rails | D0TZ 99322A22-A | Incl. eyelet retainer, spacer and hex. nut - 8 foot box | 6 |
| 73/ | F100/250(99) -- w/stake pocket mounted type rail | D3TZ 99322A22-A | 8 foot box | 8 |
| 32224 SUPPORT (BODY SIDE PICKUP BOX TOP RAIL) | | | | |
| 73/ | F100(99) -- with stake pocket mounted type rail | D3TZ 9932224-B | 6 3/4 foot box | 3 |
| 73/ | F100/250(99) -- w/stake pocket mounted type rail | D3TZ 9932224-A | 8 foot box | 2 |

OCTOBER, 1979

COPYRIGHT © 1979-

FORD MOTOR
COMPANY

-DEARBORN, MICHIGAN

NEW ISSUE

1973/79
TRUCK SERIES 100/500

| YEAR | MODEL/RESTRICTIONS | PART NUMBER | DESCRIPTION | QTY. |
|---|---|---------------------|--|--------------------|
| 32230 RAIL KIT (PICKUP BOX TOP) | | | | |
| 73/74 | F100/250(99) | D3TZ 9932230-B | Stake pocket mounted type - 8 foot box | 1 |
| 75/ | F100/350 | | | 1 |
| Consists of | | | | |
| | 1-D3TZ 9932222-A | Rail (R.H.) | 2-D3TZ 9932242-A | Pad |
| | 1-D3TZ 9932222-B | Rail (L.H.) | 2-D3TZ 9932242-B | Pad |
| | 2-D3TJ 99643A00-AA | Tag | 2-D3TZ 9932250-A | Cover |
| | 6-D3TZ 9932246-A | Plate | 8-D3TJ 99643A04-AA | Spacer |
| | 2-D3TZ 9932240-A | Support | 2-57636-S2 | Bolt |
| | 2-D3TZ 9932241-A | Support | 4-385649-S100 | Screw |
| | 2-D3TZ 9932224-A | Support | 2- | Screw #8 |
| | 8- | Screw #10 | 6-D3TZ 9932252-A | Retainer |
| | 8- | Retainer | 2-D3TZ 9932244-A | Pad |
| | 8-D3TJ 99643A02-AA | Nut | 1-Installation sketch | |
| 73/ | F100(99) "From Ser. R40,001" | D3TZ 9932230-C | Stake pocket mounted type - 6 3/4 foot box | 1 |
| Consists of | | | | |
| | 8-D3TJ 99643A04-AA | Spacer | 4-D3TZ 9932252-A | Retainer |
| | 8-D3TZ 99322A22-A | Retainer | 2-D3TZ 9932222-C | Rail |
| | 4-D3TZ 9932246-A | Plate | 2-D3TZ 9932240-A | Support |
| | 2-D3TZ 9932242-A | Pad | 2-D3TZ 9932241-A | Support |
| | 2-D3TZ 9932242-B | Pad | 2-D3TJ 99643A00-A | Tag |
| | 2-D3TZ 9932224-B | Support | 4-385649-S100 | Screw |
| | 8-D3TJ 99643A02-AA | Nut | 4-385662-S45 | Screw |
| | 8- | Screw #10 | 4-34659-S2 | Nut |
| | 2-D3TZ 9932244-B | Pad | 1-Installation sketch | |
| 32232-3 BRACKET (BODY SIDE SLAT MOUNTING FRONT) | | | | |
| 73/74 | E100/300(82A,89A,B,E,F) -- 123" W/B with rub rails and w/o insulation or integral A/C | C9UZ 8932232-A | | 2 |
| 73/74 | E100/300(89C,D) -- 123" W/B with rub rails | | | 2 |
| 73/74 | E100/300(89A,B) -- 123" W/B with rub rails and integral A/C | C9UZ 8932232-B | | 2 |
| 73/74 | E100/300(89A,B) -- 123" W/B with rub rails and without insulation or integral A/C | C9UZ 8932233-A | | 1 |
| 73/74 | E100/300(89C,D) -- 123" W/B with rub rails | | | 1 |
| 32234-6 BRACKET (BODY SIDE SLAT MOUNTING REAR) | | | | |
| 73/74 | E100/300(82A,89) -- 123" W/B with rub rail | C9UZ 8932234-A | Upper | 2or4 |
| | | C9UZ 8932236-A | Lower | 2 |
| 32240-1 SUPPORT (BODY SIDE PICKUP BOX RAIL END) | | | | |
| 73 | F100/250(99) -- w/bolt on type rail | (RH) C9TZ 9932240-A | (LH) C9TZ 9932241-A | Rear - 8 foot box |
| | | (RH) C9TZ 9932241-A | (LH) C9TZ 9932241-A | Front - 8 foot box |
| 73/ | F100/250(99) -- w/stake pocket mounted type rail | (RH) D3TZ 9932240-A | (LH) D3TZ 9932241-A | Rear |
| | | (RH) D3TZ 9932241-A | (LH) D3TZ 9932240-A | Front |
| 32242 PAD (BODY SIDE PICKUP BOX TOP RAIL END) | | | | |
| 73 | F100/250(99) -- w/bolt on type rail | C9TZ 9932242-A | Also incl. in group 32230 kit R.H. and L.H. - 8 foot box | 4 |
| 73/ | F100/250(99) -- w/stake pocket mounted type rail | (RH) D3TZ 9932242-A | (LH) D3TZ 9932242-B | Rear |
| | | (RH) D3TZ 9932242-B | (LH) D3TZ 9932242-A | Front |
| 32244 PAD (BODY SIDE PICKUP BOX TOP RAIL CENTER) | | | | |
| 73/ | F100(99) -- w/stake pocket mounted type rail | D3TZ 9932244-B | 6 3/4 foot box | 2 |

1973/79
TRUCK SERIES 100/500

| YEAR | MODEL/RESTRICTIONS | PART NUMBER | DESCRIPTION | QTY. |
|---|--|---------------------|--|------|
| 32244 PAD (BODY SIDE PICKUP BOX TOP RAIL CENTER) — Cont'd | | | | |
| 73 | F100/250(99) -- w/bolt on type rails | C9TZ 9932244-A | Also incl. in group 32230 kit - 8 foot box | 4 |
| 73/ | F100/250(99) -- w/stake pocket mounted type rail | D3TZ 9932244-A | 8 foot box | 2 |
| 32246 PLATE (BODY SIDE PICKUP BOX TOP RAIL SUPPORT) | | | | |
| 73/ | F100/250(99) -- w/stake pocket mounted type rail | D3TZ 9932246-A | 8 foot box | 6 |
| 32250 COVER (BODY SIDE PICKUP BOX TOP RAIL SUPPORT) | | | | |
| 73/ | F100/250(99) -- w/stake pocket mounted type rail | D3TZ 9932250-A | 8 foot box | 2 |
| 32252 RETAINER (BODY SIDE PICKUP BOX TOP RAIL SUPPORT PLATE) | | | | |
| 73/ | F100/250(99) -- w/stake pocket mounted type rail | D3TZ 9932252-A | 8 foot box | 6 |
| 32254 PLATE ASSY. (BODY SIDE PICKUP BOX TOP RAIL SUPPORT) | | | | |
| 73/ | F100/250(99) -- w/stake pocket mounted type rail | D3TZ 9932254-A | 8 foot box | 6 |
| 32256 RETAINER (BODY SIDE SLAT) | | | | |
| 75/ | E100/350(89A,B) -- 138" W/B - with rub rails | (RH) D5UZ 1132256-A | (LH) D5UZ 1132256-B | 1 |

**1973/79
TRUCK SERIES 100/500**

BODY SECTION 400 1

| YEAR | MODEL/RESTRICTIONS | PART NUMBER | DESCRIPTION | QTY. | |
|--|------------------------------------|--------------------------|---|----------------------|----|
| 40010-11 DOOR ASSY. (BACK)-Less paint and trim | | | | | |
| 73/74 | E100/300 | (RH) D1UZ 1124622-A | (LH) DOUZ 1140011-C | Less window opening | 1 |
| | | (RH) D1UZ 1124622-B | (LH) DOUZ 1140011-D | Incl. window opening | 1 |
| | | ★385967-S | Plug-5/16" x 1 1/2" | | AR |
| 75/78 | E100/350 | (RH) ★ D7UZ 1140010-A | (LH) D7UZ 1140011-A | Less window opening | 1 |
| | | r/b D9UZ 1140010-A(1/80) | | | |
| 75/78 | E100/350 "Before Ser. BJ0,001" | (RH) ★ D7UZ 1140010-B | (LH) ★ D7UZ 1140011-B | Incl. window opening | 1 |
| | | r/b D8UZ 1140010-A(2/79) | r/b D8UZ 1140011-B(2/79) | | |
| 78 | E100/350 "From Ser. BJ0,001" | (RH) ★ D8UZ 1140010-A | (LH) ★ D8UZ 1140011-A | Incl. window opening | 1 |
| | | r/b D9UZ 1140010-B(8/79) | r/b D9UZ 1140011-B(8/79) | | |
| 79 | E100/350 | (RH) D9UZ 1140010-A | (LH) D9UZ 1140011-A | Less window opening | 1 |
| | | (RH) D9UZ 1140010-B | (LH) D9UZ 1140011-B | Incl. window opening | 1 |
| 73/ | F100/350(99) | D3TZ 9940010-B | Paint to match | | 1 |
| 402A16 PLATE (QUARTER PANEL OUTSIDE NAME)-Incl. attaching 'parts | | | | | |
| 73/74 | E100/300(89) -- 123" W/B | C8UZ 89402A16-A | "Super Van" | | 1 |
| 40248 Refer to Exterior Moulding Section "R" for complete retainer information. | | | | | |
| 40282 LETTER (BACK DOOR or HOOD) - Also refer to Exterior Moulding Section | | | | | |
| 75/ | E100/350 | ★ D5UZ 1140282-A | "F"- on hood-r/b D9TZ 16606-A(8/79) | | 1 |
| 78/ | F100/350 | | | | 1 |
| | | ★ D5UZ 1140282-B | "O"-r/b D9TZ 16606-B(8/79) | | 1 |
| | | ★ D5UZ 1140282-C | "R"-r/b D9TZ 16606-C(8/79) | | 1 |
| | | ★ D5UZ 1140282-D | "D"-r/b D9TZ 16606-D(8/79) | | 1 |
| 40300 PANEL (BACK) | | | | | |
| 73/77 | F100/500(81) | D3TZ 2540300-A | Plug holes w/23468-S7 bolt, 45538-S2 nut, washer 351405-S and 381976-S washer as req'd. | | 1 |
| 78/ | F100/350(81) | | | | 1 |
| 40342-3 REINFORCEMENT (BACK PANEL LOWER CORNER) | | | | | |
| 76/ | F100/350(Super Cab) | (RH) D6TZ 1340342-A | (LH) D6TZ 1340343-A | | 1 |
| 403B48 REINFORCEMENT (BACK PANEL) | | | | | |
| 73/77 | F100/500 | D3TZ 25403B48-A | | | 1 |
| 78/ | F100/350(81) | | | | 1 |
| 40374 Refer to group in Soft Trim Section | | | | | |
| 404A06 WEATHERSTRIP (PICKUP BOX COVER LIFTGATE LOWER) | | | | | |
| 78/ | F100/350 | D8TZ 99404A06-A | | | 1 |
| 404A07 WEATHERSTRIP (PICKUP BOX COVER LIFTGATE LOWER) | | | | | |
| 73/78 | F100/350(99) "Before Ser. AJ0,001" | D3TZ 99404A07-A | | | 1 |
| 78/ | F100/350 "From Ser. AJ0,001" | D8TZ 99404A07-A | | | 1 |
| 404A10 PROP (PICKUP BOX COVER LIFTGATE) | | | | | |
| 73/ | F100/350(99) | D3TZ 99404A10-A | | | 2 |
| 404B32 PLATE (PICKUP BOX COVER LIFTGATE HANDLE MOUNTING) | | | | | |
| 73/ | F100/350(99) | D3TZ 99404B32-A | | | 1 |
| 404B36 REINFORCEMENT (PICKUP BOX COVER LIFTGATE OUTSIDE PANEL) | | | | | |
| 73/ | F100/350(99) | D3TZ 99404B36-A | Located at latch | | 1 |
| 404A38-9 ROD (PICKUP BOX COVER LIFTGATE LATCH ACTUATING) | | | | | |
| 73/ | F100/350(99) | (RH) D3TZ 99404A38-A | (LH) D3TZ 99404A39-A | | 1 |
| 404A42 STRIKER (PICKUP BOX COVER LIFTGATE LATCH) | | | | | |
| 73/ | F100/350(99) | D2FZ 73404A42-A | | | 1 |
| 404B48 SHIM (PICKUP BOX COVER LIFTGATE HINGE) | | | | | |
| 73/ | F100/350(99) | D3TZ 99404B48-A | | | AR |
| 404A50 BRACKET (PICKUP BOX COVER LIFTGATE LATCH RELEASE LEVER) | | | | | |
| 73/ | F100/350(99) | D3TZ 99404A50-A | | | 1 |
| 404B50 MOULDING (TAILGATE HANDLE OPENING) | | | | | |
| 73/ | F100/350(99) | D3TZ 99404B50-A | | | 1 |
| | | ★384439-S47X | Screw-round washer head-No. 8-18 x 3/8" | | 2 |
| 404B62-3 COVER (BACK INSIDE PANEL OPENING) | | | | | |
| 76/ | F100/350(Reg. Cab) | (RH) D6TZ 10404B62-A | (LH) D6TZ 10404B63-A | | 1 |
| 77/ | F100/350 -- w/heated backlite | (RH) D6TZ 10404B62-A | (LH) D7TZ 10404B63-A | | 1 |

APRIL, 1980

COPYRIGHT © 1980-

FORD MOTOR
COMPANY

--DEARBORN, MICHIGAN

CHANGE 1

1973/79
TRUCK SERIES 100/500

| YEAR | MODEL/RESTRICTIONS | PART NUMBER | DESCRIPTION | QTY. |
|--|---|---------------------|--|------|
| 40471 RETAINER (BACK LOWER TRIM PANEL) | | | | |
| 76/ | F100/350(81E Reg. Cab) | D7TZ 1040471-B | | 1 |
| 40476-7 PANEL (BACK INSIDE) | | | | |
| 74/75 | F100/350(Super Cab) | (RH) D4TZ 1040476-A | (LH) D4TZ 1040476-B | 1 |
| 76 | F100/350(Super Cab) -- w/o rear bench seat | (RH) D7TZ 1340476-A | (LH) D6TZ 1340477-A | 1 |
| 76 | F100/350(Super Cab) -- w/rear bench seat | (RH) D6TZ 1340476-B | (LH) D6TZ 1340477-B | 1 |
| 77/ | F100/350(Super Cab) -- rear bench seat | (RH) D7TZ 1340476-A | (LH) D7TZ 1340477-A | 1 |
| 40484 PANEL (BACK INSIDE UPPER) | | | | |
| 74/ | F100/350(Super Cab) | D4TZ 1040484-A | | 1 |
| 40492 PANEL (BACK INNER) | | | | |
| 73/76 | F100/500(Reg. and Crew Cab) "Before Ser. A25,001" | D3TZ 1040492-A | | 1 |
| 76 | F100/500(Reg. and Crew Cab) "From Ser. A25,001" | D6TZ 1040492-A | | 1 |
| 77/ | F100/350(Reg. and Crew Cab) | D7TZ 1040492-B | | 1 |
| 74/ | F100/350(Super Cab) | D4TZ 1040492-A | | 1 |
| 405A24 SPRING (FUEL FILLER DOOR HINGE) | | | | |
| 77/ | F100/350 | C8AZ 62405A24-A | | 1 |
| 405A26 DOOR ASSY. (FUEL FILLER OPENING) | | | | |
| 77/ | F100/350(Regular Cab) -- w/o fuel filler pipe | D7TZ 99405A26-A | | 1 |
| 77/ | F250/350(Crew Cab) -- w/o fuel filler pipe | | | 1 |
| 77/ | F100/350 -- w/ fuel filler pipe | D4LY 65405A26-A | Incl. hinge | 1or2 |
| 405A54 PANEL (FUEL FILLER HOUSING) | | | | |
| 73/74 | E100/300 -- 105" W/B | C8UZ 89405A54-A | | 1 |
| 73/74 | E100/300 -- 123" W/B | C8UZ 89405A54-B | | 1 |
| 73/74 | E100/300 -- 123" W/B | ★304682-S36 | Bolt-hex. hd.-5/16"-18 x 1" | 2 |
| | | 34661-S8 | (M-107-F)-nut & washer assy.-hex. hd.-5/16"-18 | 2 |
| 405B64 REINFORCEMENT ASSY (FUEL FILLER PIPE HOUSING) | | | | |
| 77/ | F100/350(Regular Cab) | D7TZ 99405B64-A | W/aft axle fuel tank | 1 |
| 77/ | F350(Super Cab) | | W/aft axle fuel tank | 1 |
| 40639 BUMPER (SPARE WHEEL COVER PANEL) | | | | |
| 73/ | F350(99) | D3TZ 9940639-A | | 2 |
| 40700 TAILGATE ASSY. | | | | |
| 73/ | F100/350(83) | D8TZ 8340700-A | | 1 |
| 73/ | F100/350(99) | D7TZ 9940700-A | | 1 |
| 407A12 Refer to Exterior Moulding Section "R" for complete retainer information | | | | |
| 40860 LATCH ASSY. (BACK WINDOW) | | | | |
| 73/ | F100/350(81) -- w/sliding back window | DOTZ 1040860-A | | 1 |
| 73/ | F100/350(99) -- sliding front window on pickup box cover | | | 1 |
| 41018 Refer to Exterior Moulding Section at the end of this catalog | | | | |
| 41058-9 REINFORCEMENT (REAR CORNER PILLAR LOWER) | | | | |
| 73/ | F100/250(99) | (RH) D3TZ 9941058-A | (LH) D3TZ 9941059-A | 1 |
| 41064-5 FILLER (BACK DOOR OPENING LOWER) | | | | |
| 73/74 | E100/300 -- 123" W/B | C8UZ 8941065-A | L.H. | 1 |
| 75/ | E100/350 | (RH) D5UZ 1141064-A | (LH) D5UZ 1141065-A | 1 |

1973/79
TRUCK SERIES 100/500

BODY SECTION 400 3

| YEAR | MODEL/RESTRICTIONS | PART NUMBER | DESCRIPTION | | | QTY. |
|---|--|-----------------|----------------|----------|---------------------------|------|
| 41302 RAIL (BACK DOOR HEADER) | | | | | | |
| 73/74 | E100/300 | C8UZ 8941302-A | | | | 1 |
| 75/ | E100/350 | D5UZ 1141302-A | | | | 1 |
| 41954 WEATHERSTRIP (FIXED WINDOW GLASS) | | | | | | |
| 73 | E100/300(82) -- w/fixed windows and mouldings | C8UZ 8241954-A | | | | 2 |
| 74/ | E100/350(82) -- w/fixed windows and mouldings | D4UZ 1241954-A | | | | 2 |
| YEAR | MODEL/RESTRICTIONS | PART NUMBER | | NAGS NO. | DESCRIPTION | QTY. |
| | | CLEAR | TINTED | | | |
| 42006 GLASS (WINDOW) - Also refer to group 25722 | | | | | | |
| Notes: ♦ Tempered, ♦ Laminated | | | | | | |
| 75/ | E100/350 -- w/fixed back window | D5UZ 1142006-A | D5UZ 1142006-B | B5350 | ♦ R.H. and L.H. | 2 |
| | | | D5UZ 1142006-C | B5350L | ♦ R.H. and L.H. | 2 |
| 75/ | E100/350(89) -- w/moveable back window | D5UZ 1142006-E | D5UZ 1142006-F | B5349 | ♦ R.H. and L.H. | 2 |
| | | | D6UZ 1142006-A | B5348L | ♦ R.H. and L.H. | 2 |
| 75/ | E100/350(89 exc. school bus) -- w/fixed back window | | D5UZ 1142006-D | B5350LOW | ♦ One Way-R.H. and L.H. | 2 |
| 75/ | E100/350(89 exc. school bus) -- w/moveable back window | | D6UZ 1142006-B | B5348LOW | ♦ One Way - R.H. and L.H. | 2 |
| 73/77 | F100/500(81) -- w/fixed back window | D3TZ 1042006-F | D3TZ 1042006-G | 1115T | | 1 |
| 78/ | F100/350(81) -- w/fixed back window | | | | | 1 |
| 73/77 | F100/500(81) -- w/sliding back window | D3TZ 1042006-C | D4TZ 1042006-A | 4590T | R.H. and L.H. | 2 |
| 78/ | F100/350(81) -- w/sliding back window | | | | | 2 |
| 73/ | F100/350(99) -- sliding front window on pickup box cover | | | | | 2 |
| | | D3TZ 1042006-D | D4TZ 1042006-B | 2642TR | R.H.-center-incl. frame | 1 |
| | | D3TZ 1042006-E | D4TZ 1042006-C | 2642TL | L.H.-center-incl. frame | 1 |
| 73/ | F100/350(99) -- fixed window on pickup box cover | D3TZ 1042006-F | D3TZ 1042006-G | 1115T | Front | 1 |
| | | Not available | D3TZ 9942006-A | 1119T | Rear | 1 |
| 77 | F100/350(81) -- w/heated back window | | D7TZ 1042006-A | B5471T | Rear | 1 |
| YEAR | MODEL/RESTRICTIONS | PART NUMBER | DESCRIPTION | | | QTY. |
| 420A22 SPACER (BACK WINDOW GLASS) | | | | | | |
| 75/ | E100/350 | D5UZ 11420A22-A | | | | AR |
| 420A28 SEAL (BACK WINDOW) | | | | | | |
| 73/77 | F100/500(81) -- w/sliding back window | D3TZ 10420A28-A | Gray vinyl | | | 1 |
| 78/ | F100/350(81) -- w/sliding back window | | | | | 1 |
| 73/ | F100/350(99) -- sliding front window on pickup box cover | | | | | 1 |
| 42052 WEATHERSTRIP (BACK WINDOW) | | | | | | |
| 73/77 | F100/500(81) -- w/sliding back window | D3TZ 1042052-A | Black | | | 2 |
| 78/ | F100/350(81) -- w/sliding back window | | | | | 2 |
| 73/ | F100/350(99) -- sliding front window on pickup box cover | | | | | 2 |
| 420A52 SPACER (BACK WINDOW FRAME) | | | | | | |
| 73/77 | F100/500(81) -- w/sliding back window | D0TZ 10420A52-A | | | | 2 |
| 78/ | F100/350(81) -- w/sliding back window | | | | | 2 |
| 73/ | F100/350(99) -- sliding front window on pickup box cover | | | | | 2 |

1973/79
TRUCK SERIES 100/500

| YEAR | MODEL/RESTRICTIONS | PART NUMBER | DESCRIPTION | QTY. |
|---|--|-------------------|--|------|
| 420A64 SPACER AND RETAINER (BACK WINDOW GLASS) | | | | |
| 77/ | E100/350 | D7AZ 65420A64-A | | AR |
| 42076 BAR (BACK WINDOW DIVISION) | | | | |
| 73/77 | F100/500(81) -- w/sliding back window | D3TZ 1042076-A | | 2 |
| 78/ | F100/350(81) -- w/sliding back window | | | 2 |
| 73/ | F100/350(99) -- sliding front window on pickup box cover | | | 2 |
| 42084 WEATHERSTRIP (BACK WINDOW GLASS) | | | | |
| 73/77 | F100/500(81A,B Reg. and Super Cab) -- w/fixed back window | D3TZ 1042084-A | | 1 |
| 78/ | F100/350(81A Reg. and Super Cab) -- w/fixed back window | | | 1 |
| 73/77 | F100/500(81E Reg. and Super Cab) -- w/sliding back window | | | 1 |
| 78/ | F100/350(81E Reg. and Super Cab) -- w/sliding back window | | | 1 |
| 73/ | F100/350(99) -- sliding front window on pickup box cover | | | 1 |
| 73/77 | F100/350(81E and Super Cab) -- w/fixed back window "Before Ser. 080,001" | D3TZ 1042084-C | Use with 3/16" thick glass | 1 |
| 77/ | F100/350(81E and Super Cab) -- w/fixed back window "From Ser. 080,001" | D7TZ 1042084-A | | 1 |
| 73/ | F100/350(99) -- w/o window mouldings | D3TZ 9942084-A | Pickup box cover | 1 |
| 73/77 | F100/350(99) -- w/window mouldings | D3TZ 9942084-B | Pickup box cover | 1 |
| 78/ | F100/350(99) -- w/window mouldings | D8TZ 9942084-A | Pickup box cover | 1 |
| 75/ | E100/350 -- w/fixed window and mouldings | D5UZ 1142084-B | Use with 7/32" thick glass | 2 |
| | | D5UZ 1142084-D | Use with 5/32" thick glass | 2 |
| 75/ | E100/350 -- w/fixed window and w/o mouldings | D5UZ 1142084-A | Use with 7/32" thick glass | 2 |
| | | D5UZ 1142084-C | Use with 5/32" thick glass | 2 |
| 75/79 | E100/350 -- w/moveable window "Before Ser. DG0,001" | D5UZ 1142084-E | | 2 |
| 79 | E100/350 -- w/moveable windows "From Ser. DG0,001" | D9UZ 1142084-A | | 2 |
| 42206 FRAME (BACK WINDOW) | | | | |
| 73/77 | F100/500(81) -- w/sliding back window | D3TZ 1042206-A | | 1 |
| 78/ | F100/350(81) -- w/sliding back window | | | 1 |
| 73/ | F100/350(99) -- sliding front window on pickup box cover | | | 1 |
| 422A20-36 RUN (BACK WINDOW GLASS LOWER) | | | | |
| 73/77 | F100/500(81) -- w/sliding back window | D0TZ 10422A20-A | Lower | 1 |
| 78/ | F100/350(81) -- w/sliding back window | | | 1 |
| 73/ | F100/350(99) -- sliding front window on pickup box cover | | | 1 |
| | | D0TZ 10422A36-A | Upper | 1 |
| 422B30 WINDOW KIT (SLIDING BACK) | | | | |
| 73/77 | F100/500(81) | ★ D4TZ 10422B30-A | Tinted -- back of cab r/b E0TZ 10422B30-A (4/80) | 1 |
| 78/ | F100/350(81) | | | 1 |
| 73/ | F100/350(99) | | Tinted -- front of pick-up box cover | 1 |

1973/79
TRUCK SERIES 100/500

BODY SECTION 400 5

| YEAR | MODEL/RESTRICTIONS | PART NUMBER | DESCRIPTION | QTY. |
|---|--|----------------------|---|------|
| 422B40 FILLER (BACK WINDOW FRAME) | | | | |
| 73/77 | F100/500(81) -- w/sliding back window | D3TZ 10422B40-A | | 1 |
| 78/ | F100/350(81) -- w/sliding back window | | | 1 |
| 73/ | F100/350(99) -- sliding front window on pickup box cover | | | 1 |
| 42264 WEATHERSTRIP (BACK DOOR UPPER) | | | | |
| 79 | E100/350 "Before Ser. EJ0,001" | D9UZ 1142264-A | | 2 |
| 79 | E100/350 "From Ser. EJ0,001" | D9UZ 1142264-B | | 2 |
| 422A68 SEAL (BACK WINDOW GLASS SIDE) | | | | |
| 73/77 | F100/500(81) -- w/sliding back window | D3TZ 10422A68-A | | 2 |
| 78/ | F100/350(81) -- w/sliding back window | | | 2 |
| 73/ | F100/350(99) -- sliding front window on pickup box cover | | | 2 |
| 42280 RETAINER (BACK WINDOW CENTER) | | | | |
| 73/77 | F100/500(81) -- w/sliding back window | DOTZ 1042280-A | | 1 |
| 78/ | F100/350(81) -- w/sliding back window | | | 1 |
| 73/ | F100/350(99) -- sliding front window on pickup box cover | | | 1 |
| 423A16-21 Refer to Exterior Moulding Section at the end of this catalog | | | | |
| 424B04 SHIELD (BACK WINDOW WIRE) | | | | |
| 77/ | F100/350(Super Cab) | D7TZ 13424B04-A | Black | 2 |
| 42413 Refer to Exterior Moulding Section "R" for complete retainer information | | | | |
| 42430-1 MOULDING (BACK WINDOW OUTSIDE TOP) | | | | |
| 73/74 | E100/300(82C) -- w/fixd back window | C8UZ 8242430-A | | 4 |
| 75/ | E100/350 | (RH) D5UZ 2242430-A | (LH) D5UZ 2242431-A | 1 |
| 73/ | F100/350(81E Super Cab) | | Refer to Exterior Moulding Section at the end of this catalog | |
| 77/ | F100/350(Super Cab) -- w/stationary window "From Ser. 080,001" | D7TZ 1042430-A | Quarter window - cut to fit | 1 |
| 78/ | F100/350 -- w/pickup box cover | | Cut to fit | 1 |
| 73/77 | F100/350(99) -- w/pickup box cover | (RH) D3TZ 9942430-A | (LH) D3TZ 9942431-A | 1 |
| 42436 COVER (BACK WINDOW OUTSIDE LOWER MOULDING JOINT) | | | | |
| 77/ | F100/350(Super Cab) "From Ser. 080,001" | D7TZ 1042436-A | Quarter window | 1 |
| 425A04-34 Refer to Exterior Moulding Section at the end of this catalog | | | | |
| 42561 MOULDING (BACK DOOR HEADER RAIL GARNISH) - Paint to match | | | | |
| 73/74 | E100/300(82,89E,F) -- 123" W/B | D2UZ 1242561-A | | 1 |
| 75/ | E100/350(82,89E,F) -- 138" W/B | D5UZ 2242561-A | | 1 |
| 77/ | E100/350 | D7UZ 1142561-A | Lt. teak wood grain | 1 |
| 425A94 RETAINER (TAILGATE OUTSIDE FINISH RAIL) | | | | |
| 73/ | F100/350(99) | D20Z 71425A94-A | | AR |
| 42624 PLATE (BACK DOOR SCUFF) | | | | |
| 75/ | E100/350 | D5UZ 1142624-A | | 1 |
| 42900 HINGE (PICKUP BOX COVER LIFTGATE) | | | | |
| 73/ | F100/350(99) | D3TZ 9942900-A | | 1 |
| 429A06 PILLAR (BACK DOOR HINGE INNER) | | | | |
| 75/78 | E100/350 | (RH) D5UZ 11429A06-A | (LH) D5UZ 11429A06-B | 1 |
| 79 | E100/350 | (RH) D9UZ 11429A06-A | (LH) D5UZ 11429A06-B | 1 |
| 429A20 PILLAR (BACK DOOR HINGE OUTER) | | | | |
| 75/78 | E100/350 | (RH) D5UZ 11429A20-A | (LH) D5UZ 11429A20-B | 1 |
| 79 | E100/350 | (RH) D9UZ 11429A20-A | (LH) D5UZ 11429A20-B | 1 |
| 42942 REINFORCEMENT (PICKUP BOX COVER LIFTGATE HINGE) | | | | |
| 73/ | F100/350(99) | D3TZ 9942942-A | On body | 1 |
| 42942-9 REINFORCEMENT (BACK DOOR HINGE ON BODY) | | | | |
| 73/74 | E100/300 | C8UZ 8942943-A | L.H.-upper | 1 |
| | | C8UZ 8942949-A | L.H.-lower | 1 |
| 75/ | E100/350 | (RH) D5UZ 1142942-A | (LH) D5UZ 1142943-A | 2 |

OCTOBER, 1979

COPYRIGHT © 1979-

FORD MOTOR

—DEARBORN, MICHIGAN

COMPANY

NEW ISSUE

1973/79
TRUCK SERIES 100/500

| YEAR | MODEL/RESTRICTIONS | PART NUMBER | DESCRIPTION | QTY. |
|---|------------------------------------|------------------|---|------|
| 42954-5 FILLER (BACK DOOR OPENING UPPER) | | | | |
| 73/74 | E100/300 -- w/hinged side doors | C8UZ 8942955-A | | 1 |
| 73/74 | E100/300 -- w/sliding side door | D2UZ 1142955-A | | 1 |
| 75/ | E100/350 (RH) | D7UZ 1142954-A | (LH) D7UZ 1142955-A | 1 |
| 43018 HINGE (TAILGATE) | | | | |
| 73/ | F100/250(83) | 8C 8343018 | | 2 |
| 73/ | F100/350(99) | D3TZ 9943018-A | | 2 |
| 43102 LATCH ASSY. (PICKUP BOX COVER LIFTGATE) | | | | |
| 73/ | F100/350(99) | D3TZ 9943102-A | | 2 |
| 431B02 RETAINER (PICKUP BOX COVER LIFTGATE LATCH ACTUATING) | | | | |
| 73/ | F100/350(99) | D3TZ 99431B02-A | | 1 |
| 43118 STRIKER (BACK DOOR LATCH) | | | | |
| 75/ | E100/350 | D5UZ 1143118-A | | 3 |
| 43119 LEVER (PICKUP BOX COVER LATCH RELEASE) | | | | |
| 73/ | F100/350(99) | D3TZ 9943119-A | | 1 |
| 431A31 REINFORCEMENT (BACK DOOR CHECK ON BODY) | | | | |
| 73/ | E100/300 | C8UZ 89431A31-A | | 1 |
| 43136 LINK (BACK DOOR LATCH) | | | | |
| 75/ | E100/350 | D5UZ 1143136-A | | 1 |
| 431A42 REMOTE CONTROL ASSY. (BACK DOOR LATCH) | | | | |
| 75/ | E100/350 -- w/o inside door handle | D5UZ 11431A42-A | | 1 |
| 75/ | E100/350 -- w/inside door handle | D5UZ 11431A42-B | | 1 |
| 431A46 ROD (BACK DOOR INSIDE) | | | | |
| 75/76 | E100/350 "Before Ser. C00,001" | D5UZ 11431A46-A | | 1 |
| 76/ | E100/350 "From Ser C00,001" | D6UZ 11431A46-A | | 1 |
| 431B54 LATCH (TAILGATE ON BODY) | | | | |
| 73/ | F100/350(99) | C4TZ 99431B54-A | | 2 |
| 431C56 CLIP (TAILGATE LATCH RELEASE) | | | | |
| 73/77 | F100/500(99) | | Refer to group 21952 | |
| 78/ | F100/350(99) | | | |
| 431D76-7 BRACKET (TAILGATE LATCH) | | | | |
| 73/78 | F100/350(99) (RH) | D3TZ 99431D76-A | (LH) D3TZ 99431D77-A | 1 |
| 79 | F100/350(99) (RH) | D9TZ 99431D76-A | (LH) D9TZ 99431D77-A | 1 |
| 431A78 LINK (TAILGATE LATCH RELEASE) | | | | |
| 73/ | F100/350(99) | D6TZ 99431A78-A | | 2 |
| 43186 ROD (BACK DOOR LATCH REMOTE CONTROL TO CYLINDER) | | | | |
| 75/ | E100/350 | D5UZ 1143186-A | | 1 |
| 43196 SPRING (PICKUP BOX COVER LIFTGATE LATCH RELEASE LEVER) | | | | |
| 73/ | F100/350(99) | D3TZ 9943196-A | | 1 |
| 43286 LATCH (BACK DOOR UPPER) | | | | |
| 75/ | E100/350 | D5UZ 1143286-A | | 1 |
| 43288 LATCH (BACK DOOR LOWER) | | | | |
| 75/ | E100/350 (RH) | D5UZ 1143288-A | (LH) D5UZ 1143288-B | 1 |
| 43296 ROD (BACK DOOR LATCH UPPER) | | | | |
| 75/ | E100/350 | D5UZ 1143296-A | 22" long | 1 |
| 43298 ROD (BACK DOOR LATCH LOWER) | | | | |
| 75/ | E100/350 | D5UZ 1143298-B | 20 7/8" long | 1 |
| 43400 HANDLE ASSY. | | | | |
| 73/79 | F100/350(99) "Before Ser. EE0,001" | ★ D6TZ 9943400-A | Tailgate-r/b D9TZ 9943400-A(10/79) | 1 |
| 79 | F100/350 "From Ser. EE0,001" | D9TZ 9943400-A | Tailgate | 1 |
| 73/ | F100/350(99) | D3TZ 9943400-B | Liftgate-pickup box cover | 1 |
| 73/ | F100/350(99) | 385273-S37 | (BB-894)-bolt (handle assy. to liftgate)-square neck-No. 10-24 x 15/16" | 2 |
| | | ★45326-S2 | Nut and washer-No. 10-24 | 2 |
| 43426 HANDLE (PICKUP BOX COVER LIFTGATE INSIDE) | | | | |
| 73/ | F100/350(99) | D3TZ 9943426-A | | 1 |

1973/79
TRUCK SERIES 100/500

BODY SECTION 400 7

| YEAR | MODEL/RESTRICTIONS | PART NUMBER | DESCRIPTION | QTY. |
|--|--|--|--|------|
| 43539 PAD (PICKUP BOX COVER LIFTGATE HANDLE) | | | | |
| 73/ | F100/350(99) | D3TZ 9943539-A | | 1 |
| 43562 Refer to group 22050 | | | | |
| 43722-3 WEATHERSTRIP (BACK DOOR) | | | | |
| 75/77 | E100/350 "Before Ser. 020,001" | (RH) ★ D5UZ 1143722-A r/bD7UZ 1143722-A(1/79) | (LH) ★ D5UZ 1143722-B r/bD7UZ 1143723-A(4/78) | 1 |
| 77 | E100/350 "From Ser. 020,001 to Ser. Y40,001" | (RH) ★ D7UZ 1143722-A r/bD7UZ 1143722-B(1/79) | (LH) ★ D7UZ 1143723-A r/bD7UZ 1143723-B(1/79) | 1 |
| 77/ | E100/350 "From Ser. Y40,001" | (RH) D7UZ 1143722-B | (LH) D7UZ 1143723-B | 1 |
| 439A00 BUMPER (TAILGATE) | | | | |
| 73/ | F100/350(99 exc. Crew Cab) | D3TZ 99439A00-A | On pillar | 2 |
| 440A46 STABILIZER (BACK DOOR) | | | | |
| 75/ | E100/350 | D6UZ 11440A46-A | | 1 |
| 44400 SUPPORT (TAILGATE) | | | | |
| 73/ | F100/350(99) | C4TZ 9944400-A | | 2 |
| 44456 CHAIN and BRACKET (TAILGATE) | | | | |
| 73/76 | F100/250(83) "Before Ser. C0,001" | B3TZ 8344456-D | r/b D6TZ 8344456-D(5/78) | 2 |
| | | 33799-S7 | (M-52)-nut-hex.-3/8"-16 | 4 |
| | | 34807-S8 | (X-66)-washer-spring lock-3/8" | 4 |
| 76/ | F100/250(83) "From Ser. C00,001" | D6TZ 8344456-A | | 2 |
| 44482 BUMPER (TAILGATE SUPPORT RETAINING) | | | | |
| 73/ | F100/350(99) | C4TZ 9944482-A | | 2 |
| | | 52554-S8 | (U-230)-screw-fillister head-No. 8-15 x 5/8" | 2 |
| 45805 PANEL (SPARE WHEEL WELL COVER) | | | | |
| 73/ | F350(99) | D3TZ 9945805-A | | 1 |
| 45848 LATCH (SPARE WHEEL WELL COVER) | | | | |
| 73/ | F350(99) | D3TZ 9945848-A | | 2 |
| 46004 CLIP (LUGGAGE COMPARTMENT CARRIER RETAINER) | | | | |
| 75/ | E100/350 | D1FZ 6246004-A | | AR |
| 46100 STORAGE COMPARTMENT (INCAB) | | | | |
| 78/ | F100/350 -- w/o in-cab fuel tank | D8TZ 1046100-A | Caddy organizer-less rifle rack | 1 |
| | | D8TZ 1046100-B | Caddy organizer-with rifle rack | 1 |
| 461A00 SEAL (TOOL STOWAGE DOOR LATCH) | | | | |
| 73/ | F100/250 -- 2/W/D | D3TZ 99461A00-A | | 1 |
| 46102 WEATHERSTRIP (TOOL STORAGE COMPARTMENT DOOR) | | | | |
| 73/ | F100/250(99) -- 133" W/B | C7TZ 9946102-A | | 1 |
| 46106 STRIKER (TOOL STORAGE COMPARTMENT DOOR LATCH) | | | | |
| 73/ | F100/350(99) -- 133" W/B | C7TZ 9946106-A | | 1 |
| 46112 LATCH ASSY. (TOOL STORAGE COMPARTMENT DOOR) | | | | |
| 73/ | F100/350 | D7TZ 9946112-A | | 1 |
| 46120 COMPARTMENT (TOOL STORAGE) | | | | |
| 73/ | F100/250(99) -- 133" W/B | D3TZ 9946120-A | | 1 |
| | | 385169-S2 | (MM-276-A)-nut-spring lock-No. 8-18 | 11 |
| | | ★56912-S2 | Screw-machine-hex. washer hd.-No. 8-18 | 11 |
| 46140 DOOR ASSY (TOOL STORAGE COMPARTMENT) | | | | |
| 73/ | F100/250(99) -- 133" W/B | D3TZ 9946140-A | | 1 |
| | | 385169-S2 | (MM-276-A)-nut-spring lock-No. 8-18 | 6 |
| | | ★56912-S2 | Screw-machine hex. washer hd.-No. 8-18 | 6 |
| 46178 SUPPORT (TOOL STORAGE COMPARTMENT) | | | | |
| 73 | F100/250(99) -- 133" W/B | D3TZ 9946178-A | | 1 |
| 74/ | F100/250(99) -- 133" W/B | D4TZ 9946178-A | | 1 |

1973/79
TRUCK SERIES 100/500

| YEAR | MODEL/RESTRICTIONS | PART NUMBER | DESCRIPTION | QTY. |
|----------|--|--------------------|--|---------|
| 46184 | REINFORCEMENT (TOOL STORAGE COMPARTMENT) | | | |
| 73/ | F100/250(99) -- 133" W/B | D3TZ 9946184-A | | 1 |
| 46304 | FILLER (BACK DOOR INNER PANEL) - Paint to match | | | |
| 75/ | E100/350(82B,C) -- 138" W/B | D5UZ 1146304-A | Tan | 1 |
| 46310 | Refer to group 23706 | | | |
| 46898 | RETAINER (HEADLINING) | | | |
| 74/77 | F100/350(Super Cab) | D2KZ 8046898-A | | 3 |
| 47030 | PANEL (SPARE WHEEL WELL REAR) | | | |
| 73/ | F350(99) | D3TZ 9947030-A | | 1 |
| 47062 | RETAINER (SPARE WHEEL HOLD DOWN BRACKET) | | | |
| 73/74 | E300(82) | C8UZ 8247062-A | | 1 |
| | | 379930-S | (MM-173-M)-nut-hex. washer lock-5/16"-18 | 2 |
| 75/ | E250(82) | D5UZ 3247062-A | | 1 |
| 47076 | BRACKET (SPARE WHEEL MOUNTING) | | | |
| 73/ | E100/350 | C8UZ* 8247076-A | Floor mount | 1 |
| | | ★57493-S2 | Screw & washer assy.-hex. hd.-3/8"-16 x 3/4" | 4 |
| 75/ | E100/350(exc. Super Van/Wagon) | D5UZ 1147076-A | Side mount | 1 |
| 78/ | E150/350(Super Van/Wagon) | D8UZ 1547076-A | Side mount | 1 |
| 47086 | REINFORCEMENT (SPARE WHEEL MOUNTING) | | | |
| 78/ | E150/350(Super Van/Wagon) | D8UZ 1547086-A | | 1 |
| 47159 | HOOK (SPARE WHEEL) | | | |
| 73/ | F350(99) | D3TZ 9947159-A | | 1 |
| 47186 | PLATE (SPARE WHEEL WELL COVER HINGE BRACKET) | | | |
| 73/ | F350(99) | D3TZ 9947186-A | | 2 |
| 47187 | BRACKET (SPARE WHEEL WELL COVER HINGE) | | | |
| 73/ | F350(99) | D3TZ 9947187-A | | 2 |
| | | ★385491-S | Screw-hex. washer head-1/4"-20 x 3/4" | 4 |
| 47206-10 | BRACE (SPARE WHEEL BRACKET) | | | |
| 73/ | F350(99) | D3TZ 9947206-A | Front | 1 |
| | | D3TZ 9947210-A | Rear | 1 |
| 47236 | PLATE (SPARE WHEEL WELL COVER LATCH BRACKET) | | | |
| 73/ | F350(99) | D3TZ 9947236-A | | 6 |
| 47252 | BRACKET (SPARE WHEEL WELL COVER LATCH) | | | |
| 73/ | F350(99) | D3TZ 9947252-A | | 4 |
| 47292 | STOP (SPARE WHEEL BRACKET) | | | |
| 73/ | F350(99) | D3TZ 9947292-A | | 1 |
| 48000-1 | RACK ASSY. (REAR) | | | |
| 73/ | F350(86) -- 136" W/B | (RH) B4Y 8648000-A | (LH) B4Y 8648001-A | 3 slats |
| 73/ | F350(86) -- 160" W/B | (RH) B4T 8648000-A | (LH) B4T 8648001-A | 4 slats |
| 50020 | VENT (PICKUP BOX COVER ROOF)-Paint to match | | | |
| 73/ | F100/350(99) -- w/sliding side windows | D3TZ 9950020-A | | 1 |
| 501A42 | Refer to group in Soft Trim Section | | | |
| 50202 | PANEL (ROOF) | | | |
| 73/74 | E100/300 -- 105" W/B | C8UZ 8950202-A | | 1 |
| 73/74 | E100/300(exc. Cutaway Cab) -- 123" W/B | C8UZ 8950202-B | | 1 |
| 73/74 | E300(Cutaway Cab) | D2UZ 3350202-A | | 1 |
| 75/78 | E100/350(exc. Cutaway Cab) -- 124" W/B | D5UZ 1150202-B | | 1 |
| 75/79 | E100/350(exc. Cutaway Cab and Super Van/Wagon) -- 138" W/B | D9UZ 1150202-A | | 1 |

1973/79
TRUCK SERIES 100/500

BODY SECTION 400 9

| YEAR | MODEL/RESTRICTIONS | PART NUMBER | DESCRIPTION | QTY. |
|---|--|----------------------|----------------------|------|
| 50202 PANEL (ROOF) — Cont'd | | | | |
| 79 | E100/350(exc. Cutaway Cab) -- 124" W/B | D9UZ 1150202-B | | 1 |
| 78/79 | E150/350(Super Van/Wagon) | D9UZ 1550202-A | | 1 |
| 75/ | E250/350(Cutaway Cab) | D9UZ 2750202-A | | 1 |
| 73/77 | F100/500(Reg. Cab) | D3TZ 1050202-A | | 1 |
| 78/ | F100/350(Reg. Cab) | | | 1 |
| 74/ | F100/350(Super Cab) | D4TZ 1350202-A | | 1 |
| 73/ | F250/350(Crew Cab) | D3TZ 2550202-A | | 1 |
| 50244 REINFORCEMENT (ROOF PANEL CENTER) | | | | |
| 73/77 | F100/500(Reg. Cab) | D3TZ 1050244-A | Center | 1 |
| 78/ | F100/350(Reg. Cab) | | | 1 |
| 73/74 | F100/500(Crew Cab) | | | 1 |
| 75/76 | F100/500(Crew Cab) | D6TZ 2550244-A | Center | 1 |
| 77/ | F250/350(Crew Cab) | | | 1 |
| 74/ | F100/350(Super Cab) | D4TZ 1050244-A | Center | 1 |
| 74/ | F100/350(Super Cab) | D4TZ 1350244-A | Side | 1 |
| 50263 REINFORCEMENT (ROOF PANEL FRONT) | | | | |
| 73/74 | E100/300 -- 105" W/B | D2UZ 1150263-A | | 3 |
| 73/74 | E100/300 -- 123" W/B | D2UZ 1150263-B | | 1 |
| 75/78 | E100/350 | D5UZ 1150263-A | | 1 |
| 79 | E100/350 | D9UZ 1150263-A | | 1 |
| 502A74-5 REINFORCEMENT (ROOF PANEL FRONT) | | | | |
| 75/78 | E100/350(Cutaway Cab) | (RH) D5UZ 27502A74-A | (LH) D5UZ 27502A75-A | 1 |
| 50290-1 REINFORCEMENT (ROOF PANEL) | | | | |
| 73/74 | E100/300 -- 123" W/B | C8UZ 8950290-A | Center | 2 |
| 73/74 | E100/300 -- 123" W/B | C8UZ 8950291-A | Rear | 1 |
| | "Before Ser. Q60,001" | | | |
| 74 | E100/300 -- 123" W/B | D2UZ 1150291-A | Rear | 1 |
| | "From Ser. Q60,001" | | | |
| 75/77 | E100/350 "Before Ser. X80,001" | D5UZ 1150290-A | Center | 2 |
| 77/78 | E100/350 "From Ser X80,001" | D7UZ 1150290-A | Center | 2 |
| 79 | E100/350 | D9UZ 1150290-A | Center | 1 |
| 75/ | E100/350(exc. Super Van/Wagon) -- 138" W/B | D7UZ 1150291-A | Rear | 1 |
| 75/ | E250/350(Cutaway Cab) | D5UZ 3350291-A | Rear | 1 |
| 78/ | E150/350(Super Van/Wagon) | D8UZ 1550290-A | Center | 1 |
| | | D8UZ 1550291-A | Rear | 1 |
| 50926 RETAINER (ROOF HEADLINING SIDE INTERMEDIATE) | | | | |
| 75/ | E150(82B,C), E250(82C) -- 138" W/B | D5UZ 2250926-A | | 2 |
| 50956 STRIP (ROOF HEADLINING RETAINER) | | | | |
| 78/ | F100/350(81E) | D8BZ 5450956-A | | AR |
| 50966 RETAINER (ROOF TRIM PANEL HEADER STRIP) — Paint to match | | | | |
| 73/74 | E100/300 | C8UZ 8950966-A | | 1 |
| 75/ | E100/350 | D5UZ 1150966-A | | 1 |
| 50980 RETAINER (ROOF HEADLING FRONT) | | | | |
| 78/ | F100/350(81E) | D8BZ 5450980-A | | AR |
| 50982 RETAINER (ROOF HEADLINING REAR) | | | | |
| 75/ | E100/350(82B,C) -- 138" W/B | D5UZ 2250982-A | | 1 |
| 50984 RETAINER (ROOF RAIL REAR TRIM) | | | | |
| 73/ | E100/350 | C9UZ 8950984-A | | 1 |
| 50986 REINFORCEMENT (ROOF LAMP MOUNTING) | | | | |
| 73/74 | E100/300(School Bus) | C9UZ 8950986-A | | 4 |
| 75/ | E100/350(School Bus) | D5UZ 1150986-A | | 4 |
| 51026 CLIP (ROOF TRIM PANEL RETAINER) | | | | |
| 73/74 | E100/300(82B,C) -- 123" W/B | D6OZ 6551026-A | | 12 |
| 75/ | E150(82C,89C) | | | AR |

1973/79
TRUCK SERIES 100/500

| YEAR | MODEL/RESTRICTIONS | PART NUMBER | DESCRIPTION | QTY. |
|---|--|---|------------------------|------|
| 51180-1 RAIL (ROOF SIDE FRONT INNER) | | | | |
| 78/ | F100/350 | (RH) D8TZ 1051180-A | (LH) D8TZ 1051181-A | 1 |
| 51220-1 RAIL (ROOF SIDE INNER REAR CORNER) | | | | |
| 73/74 | E100/300(82) -- 123" W/B | (RH) D2UZ 1251220-A | (LH) D2UZ 1251221-A | 2 |
| 75/ | E100/350 | (RH) D5UZ 1151220-A | (LH) D5UZ 1151221-A | 1 |
| 513K001-1 RAIL ASSY. (ROOF SIDE CENTER) | | | | |
| 78/ | E150/350(Super Van/Wagon) | (RH) D8UZ 15513K00-A | (LH) D8UZ 15513K01-A | 1 |
| 513A02-3 EXTENSION (ROOF SIDE RAIL REAR OUTER) | | | | |
| 73/74 | E100/300 -- 105" W/B | (RH) C8UZ 89513A02-A | (LH) C8UZ 89513A03-A | 1 |
| 73/74 | E100/300 -- 123" W/B | (RH) C8UZ 89513A02-B | (LH) C8UZ 89513A03-B | 1 |
| 75/ | E100/350 | (RH) D5UZ 11513A02-A | (LH) D5UZ 11513A03-A | 1 |
| 513A05 EXTENSION (ROOF SIDE RAIL REAR INNER) | | | | |
| 73/74 | E100/300(82) | D2UZ 11513A05-A | L.H. | 1 |
| 513A06-7 REINFORCEMENT (ROOF SIDE RAIL REAR) | | | | |
| 73/77 | F500 | (RH) D3TZ 50513A06-A | (LH) D3TZ 50513A07-A | 1 |
| 513A12-3 RAIL (ROOF SIDE OUTER REAR) | | | | |
| 73/77 | F100/500 | (RH) D3TZ 10513A12-A | (LH) D3TZ 10513A13-A | 1 |
| 78/ | F100/350 | | | 1 |
| 75/ | E100/350(82,89C,D,E,F) -- 124" W/B | (RH) D5UZ 11513A12-C | (LH) D5UZ 11513A13-C | 1 |
| 75/ | E100/350(82,89C,D,E,F) -- 138" W/B | (RH) D5UZ 11513A12-B | (LH) D5UZ 11513A13-B | 1 |
| 75/ | E100/350(89A,B) | (RH) D5UZ 11513A12-A | (LH) D5UZ 11513A13-A | 1 |
| 75/ | E250/350(Cutaway Cab) | (RH) D5UZ 33513A12-A | (LH) D5UZ 33513A13-A | 1 |
| 79 | E100/350 (Super Van) -- w/o windows | (RH) D8UZ 15513A12-A | (LH) D5UZ 11513A13-A | 1 |
| 78/ | E150/350(Super Van/Wagon) -- w/windows | (RH) D8UZ 15513A12-A | (LH) D8UZ 15513A13-A | 1 |
| 51316 EXTENSION (ROOF SIDE INNER FRONT RAIL) | | | | |
| 75/ | E100/350 -- w/sliding side door | D5UZ 2251316-A | R.H. | 1 |
| 513A16-7 RAIL (ROOF SIDE REAR) | | | | |
| 73/74 | E100/300 -- 105" W/B | (RH) C8UZ 89513A16-A | (LH) C8UZ 89513A17-A | 1 |
| 73/74 | E100/300 -- 123" W/B | (RH) C8UZ 89513A16-B | (LH) D2UZ 11513A17-A | 1 |
| 73/74 | E300(Cutaway Cab) | D2UZ 33513A17-A | L.H. | 1 |
| 78/ | E150/350(Super Van/Wagon) | (RH) D8UZ 15513A16-A | (LH) D8UZ 15513A17-A | 1 |
| 513A20-1 RAIL (ROOF SIDE INNER REAR) | | | | |
| 73/74 | E100/300 -- w/hinged side doors | D2UZ 11513A20-B | R.H. | 2 |
| 73/74 | E300(Cutaway Cab) | D2UZ 33513A20-A | R.H. | 1 |
| 75/ | E100/350 -- 124" W/B | (RH) D5UZ 11513A20-B | (LH) D5UZ 11513A21-B | 1 |
| 75/ | E100/350(exc. Super Van/Wagon) -- 138" W/B | (RH) D5UZ 11513A20-A | (LH) D5UZ 11513A21-A | 1 |
| 78/ | E150/350(Super Van/Wagon) | (RH) D8UZ 15513A20-A | (LH) D8UZ 15513A21-A | 1 |
| 513A30-1 RAIL (ROOF SIDE INNER) | | | | |
| 75 | E100/350(82) | D5UZ 22513A30-A | | 1 |
| 76/ | E100/350 -- w/sliding door | (RH) D6UZ 12513A30-A | (LH) D6UZ 11513A31-A | 1 |
| 75/ | E100/350 -- w/hinged side doors | (RH) D6UZ 11513A30-A | (LH) D6UZ 11513A31-A | 1 |
| 75/ | E250/350(Cutaway Cab) | (RH) D5UZ 33513A30-A | (LH) D5UZ 33513A31-A | 1 |
| 73/77 | F100/500 | (RH) D8TZ 1051180-A | (LH) D3TZ 10513A31-A | 1 |
| 78/ | F100/350 | | Refer to group 51180-1 | |
| 513A34 EXTENSION (ROOF SIDE INNER REAR RAIL) | | | | |
| 73/74 | E100/300 -- sliding side door | D2UZ 11513A34-A | R.H.-front | 1 |
| 73/74 | E100/300 -- sliding side door | D1UZ 12513A34-B | R.H.-rear | 1 |
| 513A41 FILLER (ROOF SIDE INNER REAR RAIL) | | | | |
| 73/74 | E100/300(82,89E,F) -- 123" W/B | D1UZ 12513A41-A | | 1 |
| 513A52-3 RAIL (ROOF SIDE FRONT) | | | | |
| 73/74 | E100/300(exc. Cutaway Cab) | (RH) ★ C8UZ 89513A52-A Not replaced (5/79) | (LH) C8UZ 89513A53-A | 1 |
| 73/74 | E300(Cutaway Cab) | (RH) D2UZ 33513A52-A | (LH) D2UZ 33513A53-A | 1 |
| 51700-1 MOULDING (ROOF DRIP SIDE) | | | | |
| 73 | F100/500(81) "Before Ser. S00,001" | (RH) D3TZ 1051700-A | (LH) D3TZ 1051701-A | 1 |
| 73/77 | F100/500(exc. Crew Cab) "From Ser. S00,001" | (RH) D3TZ 1051700-B | (LH) D3TZ 1051701-B | 1 |
| 78/ | F100/350(exc. Crew Cab) | | | 1 |
| 73/ | F250/350(Crew Cab) | (RH) D3TZ 2551700-A | (LH) D3TZ 2551701-A | 1 |

1973/79
TRUCK SERIES 100/500

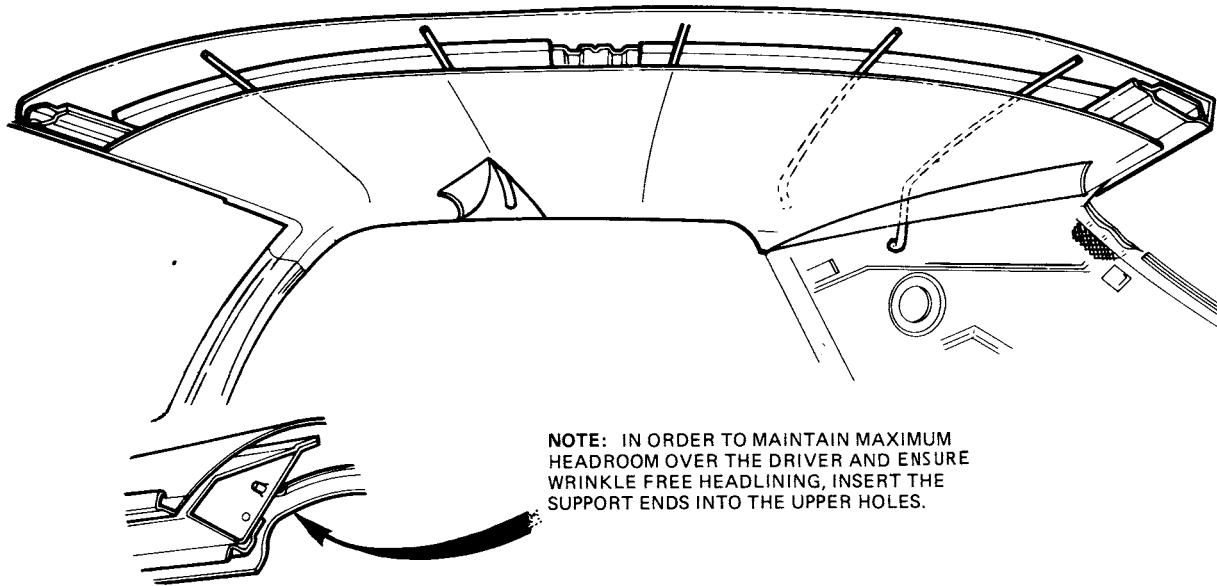
BODY SECTION 400 11

| YEAR | MODEL/RESTRICTIONS | PART NUMBER | DESCRIPTION | QTY. | |
|--|---|----------------------|---------------------------------|----------------|------|
| 51704-5 MOULDING (ROOF DRIP SIDE) | | | | | |
| 73/74 | E100/300 -- 105" W/B | C8UZ 8951704-A | L.H. | 1 | |
| 73/74 | E100/300 -- 123" W/B | C8UZ 8951704-B | L.H. | 1 | |
| 73 | F100/500 "Before Ser. S00,001" | (RH) D3TZ 1051704-A | (LH) D3TZ 1051704-B | Steel | 1 |
| 73/77 | F100/500(Reg. and Crew Cab) "From Ser. S00,001" | (RH) D3TZ 1051704-C | (LH) D3TZ 1051704-D | Steel | 1 |
| 78/ | F100/350(Reg. and Crew Cab) | | | | 1 |
| 74/77 | F100/350(Super Cab) "Before Ser. Y80,001" | (RH) D4TZ 1051704-A | (LH) D4TZ 1051705-A | Steel | 1 |
| 77/ | F100/350(Super Cab) "From Ser. Y80,001" | (RH) D7TZ 1351704-A | (LH) D7TZ 1351705-A | | 1 |
| 517C04-5 MOULDING (ROOF TRIM REAR) - Inc. attaching parts | | | | | |
| 75/77 | E100/350 "Before Ser. Y80,001" | D5UZ 11517C04-A | Paint to match | | 1 |
| 77/ | E100/350 "From Ser. Y80,001" | D7UZ 11517C04-A | | | 1 |
| 73/77 | F100/500(81 Reg. Cab) | (RH) D3TZ 10517C04-A | (LH) D3TZ 10517C05-A | Paint to match | 1 |
| 78/ | F100/350(81 Reg. and Crew Cab) | | | Rear | 1 |
| 73/ | F250/350(Crew Cab) | | | | 1 |
| 78/ | F100/350(Reg. Cab) | | | | 1 |
| 73/ | F250/350(Crew Cab) | (RH) D3TZ 25517C04-A | (LH) D3TZ 25517C05-A | White | 1 |
| 74/ | F250/350(Crew Cab) | (RH) D4TZ 25517C04-A | (LH) D4TZ 25517C05-A | Bright finish | 1 |
| 74/ | F100/350(Super Cab) | (RH) D4TZ 10517C04-B | (LH) D4TZ 10517C05-B | White | 1 |
| 74/ | F100/350(Super Cab) | (RH) D4TZ 10517C04-A | (LH) D4TZ 10517C05-A | Bright finish | 1 |
| 73/ | F100/350(81E Reg. Cab), F500(81B) | (RH) D3TZ 10517C04-B | (LH) D3TZ 10517C05-B | Bright finish | 1 |
| 73/77 | F100/500(81) | ★55962-S9 | Screw-oval head-No. 8-18 x 3/4" | | 3 |
| 78/ | F100/350(81) | | | | 3 |
| 517C08-9 MOULDING (ROOF TRIM FRONT) - Incl. attaching parts | | | | | |
| 73/77 | F100/500(81A Reg. Cab) | (RH) D3TZ 10517C08-A | (LH) D3TZ 10517C09-A | Paint to match | 1 |
| 78/ | F100/350(81A Reg. Cab) | | | | 1 |
| 73/77 | F100/350(81E Reg. Cab), F500(81B) | (RH) D3TZ 10517C08-B | (LH) D3TZ 10517C09-B | Bright finish | 1 |
| 78/ | F100/350(81E Reg. Cab) | | | | 1 |
| 73/ | F250/350(Crew Cab) | (RH) D3TZ 25517C08-A | (LH) D3TZ 25517C09-A | White | 1 |
| 74/ | F250/350(Crew Cab) | (RH) D4TZ 25517C08-A | (LH) D4TZ 25517C09-A | Bright finish | 1 |
| 74/ | F100/350(Super Cab) | (RH) D4TZ 10517C08-A | (LH) D4TZ 10517C09-A | Bright finish | 1 |
| | | (RH) D4TZ 10517C08-B | (LH) D4TZ 10517C09-B | White | 1 |
| 73/77 | F100/500(81) | ★55962-S9 | Screw-oval head-No. 8-18 x 3/4" | | 9 |
| 78/ | F100/350(81) | | | | 9 |
| 51726-9 Refer to Exterior Moulding Section at the end of this catalog | | | | | |
| 517B46-7 MOULDING (ROOF DRIP SIDE CENTER) | | | | | |
| 74/ | F100/350(Super Cab) | (RH) D4TZ 10517B46-A | (LH) D4TZ 10517B47-A | Steel | 1 |
| 51754 MOULDING (ROOF TRIM PANEL SIDE) | | | | | |
| 75/77 | E100/350 -- 124" W/B "Before Ser. Y80,001" | D5UZ 1151754-A | White-paint to match-110" long | | 1or2 |
| 75/77 | E100/350 -- 124" W/B with sliding door "Before Ser. Y80,001" | D5UZ 1151754-B | White-paint to match-44" long | | 1 |
| 75/77 | E100/350 -- 138" W/B "Before Ser. Y80,001" | D5UZ 1151754-C | White-paint to match-116" long | | 1or2 |
| 75/77 | E100/350 -- 138" W/B with sliding door "Before Ser. Y80,001" | D5UZ 1151754-D | White paint to match-64" long | | 1 |
| 76/77 | E100/350 -- 124" W/B "Before Ser. Y80,001" | D6UZ 1151754-B | White-paint to match-87" long | | 1 |
| 76/77 | E100/350 -- 138" W/B "Before Ser. Y80,001" | D6UZ 1151754-C | White-paint to match-107" long | | 1 |
| 77/ | E100/350 -- 124" W/B "From Ser. Y80,001" | D7UZ 1151754-A | White-96" long | | 1 |
| 77/ | E100/350 -- 124" W/B "From Ser. Y80,001" | D7UZ 1151754-B | White-42" long | | 1 |
| 77/ | E100/350(exc. Super Van/Wagon) -- 138" W/B "From Ser. Y80,001" | D7UZ 1151754-C | White-116" long | | 1 |
| 77/ | E100/350 -- 138" W/B "From Ser. Y80,001" | D7UZ 1151754-D | White-62" long | | 1 |

1973/79
TRUCK SERIES 100/500

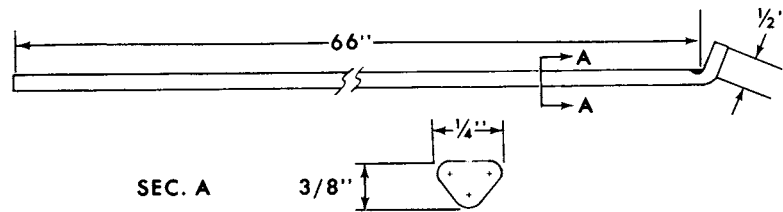
| YEAR | MODEL/RESTRICTIONS | PART NUMBER | DESCRIPTION | QTY. |
|---|---|----------------------|----------------------------|-------------|
| 51754 MOULDING (ROOF TRIM PANEL SIDE) — Cont'd | | | | |
| 77/ | E100/350(89) -- 124" W/B "From Ser. Y80,001" | D7UZ 1151754-E | White-85" long | 1 |
| 77/ | E100/350(exc. Super Van/Wagon) -- 138" W/B "From Ser. Y80,001" | D7UZ 1151754-F | White-105" long | 1 |
| 78/ | E150/350(Super/Van Wagon) | D8UZ 1651754-A | White-82" long | 1 |
| | | D8UZ 1651754-B | White-136" long | 1 |
| 517A56 ORNAMENT (PICKUP BOX COVER SIDE) | | | | |
| 73/ | F100/350(99) | D3TZ 99517A56-A | | 2 |
| 51762-3 COVER (ROOF DRIP MOULDING JOINT) | | | | |
| 73/74 | E100/350 | B5A 7051762-A | | AR |
| 75/ | E100/350(exc. Cutaway Cab) | D5UZ 1151762-A | | 8 |
| 75/ | E250/350(Cutaway Cab) | | | 2 |
| 73/74 | F100/500 "Before Ser. S00,001" | B5A 7051762-A | | AR |
| 74/77 | F100/500(Reg. and Crew Cab) "From Ser. S00,001" | D3TZ* 1051762-A | | AR |
| | | | | |
| 78/ | F100/350(Reg. and Crew Cab) | | Front | 1 |
| 74/ | F100/350(Super Cab) -- exc. two tone paint or simulated vinyl roof | | | 1 |
| 74/ | F100/350(Super Cab) -- exc. two tone paint or simulated vinyl roof | D4TZ 1051762-A | Rear | 1 |
| 517C64-5 MOULDING (ROOF DRIP FINISH REAR) | | | | |
| 75/ | E100/350 | (RH) D5UZ 16517C64-A | (LH) D5UZ 16517C65-A | 1 |
| 517B94-5 MOULDING (ROOF TRIM REAR CORNER) | | | | |
| 77/ | E100/350(89) | (RH) D7UZ 11517B94-A | (LH) D7UZ 11517B95-A | 1 |
| 518K00 KIT (BAR ROOF ROLL) | | | | |
| 78 | F100/350(99) | ★ D8TZ 99518K00-A | R/b D9TZ 99518K00-A(11/79) | 1 |
| Consists of | | | | |
| | 1-D8TZ 9951868-A | Bar assy. | 4-56722-S43B | Bolt |
| | 1-D8TZ 9951876-A | Brace assy.(R.H.) | 2-379930-S2 | Nut |
| | 1-D8TZ 9951877-A | Brace assy.(L.H.) | 2-56747-S43B | Bolt |
| | 2-D8TZ 99518A96-A | Retainer assy. | 2-382082-S43B | Nut |
| | 6-45340-52 | Nut and washer assy. | 1-Installation sketch | |
| 79 | F100/350(99) | D9TZ 99518K00-A | | 1 |
| Consists of | | | | |
| | 1-D9TZ 9951868-A | Bar assy. | 4-Bolt-3/8-16 x 1 | Hex head |
| | 1-D9TZ 9951876-A | Brace assy.(R.H.) | 14-3/8 | Split lock |
| | 1-D9TZ 9951877-A | Brace assy.(L.H.) | 2-Bolt-3/8-16 x 3 | Hex head |
| | 2-D9TZ 99518A96-A | Retainer assy. | 10-Nut-3/8-16 | Hex |
| | 4-D8TZ 99111A64-A | Reinforcement floor | 4-379229-S | Rivet blind |
| | 4-D8TB 99111A64-BA | Reinforcement floor | 1-Installation sketch | |
| 51802 RETAINER (ROOF HEADLINING SIDE CENTER) | | | | |
| 75/77 | E100/350 -- 138" W/B "Before Ser. 060,001" | D5UZ 1551802-A | Lower | 1 |
| 77/ | E100/350 "From Ser. 060,001" | D7UZ 1551802-A | Lower | 1 |
| 75/ | E100/350 -- 138" W/B | D5UZ 1551802-B | Upper | 1 |
| 51868 ROLL BAR ASSY. | | | | |
| 78 | F100/350 | D8TZ 9951868-A | | 1 |
| 79 | F100/350 | D9TZ 9951868-A | | 1 |
| 51876-7 BRACE ASSY. (ROLL BAR) | | | | |
| 78 | F100/350 | (RH) D8TZ 9951876-A | (LH) D8TZ 9951877-A | 1 |
| 79 | F100/350 | (RH) D9TZ 9951876-A | (LH) D9TZ 9951877-A | 1 |
| 518A96 RETAINER ASSY. (ROLL BAR LOWER) | | | | |
| 78 | F100/350 | D8TZ 99518A96-A | | 2 |
| 79 | F100/350 | D9TZ 99518A96-A | | 2 |
| 51989 RETAINER (ROOF TRIM PANEL) | | | | |
| 73/ | F100/350(81E and XLT) | D3TZ 1051989-A | | 1 |
| 52004 COVER (ROOF TRIM PANEL ACCESS HOLE) | | | | |
| 73/77 | E200/350(School Bus) -- 123", 124" W/B | C9UZ 8952004-A | Paint to match | AR |

52101 SUPPORT ROOF HEADLINING



TYPICAL ROOF BOW and HEADLINING INSTALLATION

D4AZ 6552101 -A



USED FOR ALL HEADLINING LOCATIONS EXCEPT
SLIDING ROOF PANEL ON 1974/ MUSTANG AND
1971/ BOBCAT AND PINTO


P-11625-A

1973/79
TRUCK SERIES 100/500

52101

SUPPORT ROOF HEADLINING — Cont'd

STEP NO. 1



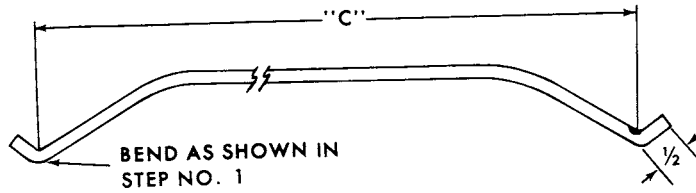
NOTE: FIT ROOF HEADLINING SUPPORT TIGHT AGAINST ROOF SOUND ABSORBER WHEN CUSTOM BENDING AND CUTTING ARE COMPLETED.

NOTE: DETERMINE "A" AND "B" DIMENSIONS AT TIME OF INSTALLATION BY BENDING TO FIT CONTOUR OF ROOF

STEP NO. 2



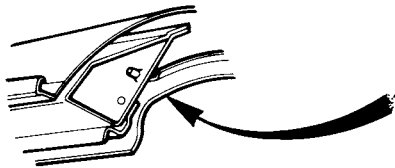
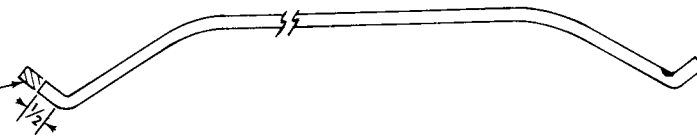
STEP NO. 3



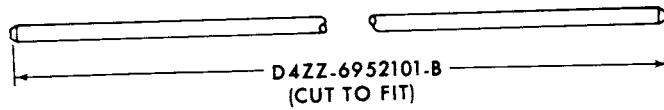
NOTE: DETERMINE "C" DIMENSION AT TIME OF INSTALLATION.

STEP NO. 4

CUT OFF EXCESS STOCK



NOTE: IN ORDER TO MAINTAIN MAXIMUM HEADROOM OVER THE DRIVER AND ENSURE WRINKLE FREE HEADLINING, INSERT THE SUPPORT ENDS INTO THE UPPER HOLES.



USED ONLY FOR SLIDING ROOF PANEL ON 1974/ MUSTANG AND 1971/ BOBCAT AND PINTO

1973/79
TRUCK SERIES 100/500

BODY SECTION 400 15

| YEAR | MODEL/RESTRICTIONS | PART NUMBER | DESCRIPTION | QTY. |
|--|---|---------------------|--------------------------------|------|
| 52101-4 SUPPORT (ROOF TRIM PANEL) | | | | |
| 73/74 | E100/300(82A,89) -- 105" W/B | C8UZ 8252101-A | No. 1-Green | 1 |
| | | C8UZ 8252102-A | No. 2-Plain | 1 |
| | | C8UZ 8252103-A | No. 3-Red | 1 |
| 73/74 | E100/300(82A,89) -- 123" W/B with insulation and w/o integral A/C | C8UZ 8252102-A | No. 1, 2 and 3-Plain or Yellow | 3 |
| 73/74 | E200/300(82B,C School Bus) -- 123" W/B | | | 3 |
| 73/74 | E100/300(89E,F) -- 123" W/B with integral A/C | | | 3 |
| | | C8UZ 8252104-A | No. 4-Blue | 1 |
| 73/74 | E100/300(82A,89A,B) -- 123" W/B with integral A/C | C8UZ 8252102-A | No. 1 and 3-Plain or Yellow | 2 |
| | | C8UZ 8252102-B | No. 2-Yellow | 1 |
| | | C8UZ 8252104-A | No. 4-Blue | 1 |
| 52126 CAP (ROOF TRIM PANEL RETAINER) | | | | |
| 73/77 | E100/350 "Before Ser. X80,001" | C8UZ 8252126-A | 1" long | 6or8 |
| 74/ | F250/350(Crew Cab) | | | 2 |
| 77/79 | E100/350 "Before Ser. FA0,001" | D7UZ 1152126-B | | AR |
| 79 | E100/350 "From Ser. FA0,001" | D9UZ 1152126-A | White | AR |
| | | D9UZ 1152126-B | Chrome | AR |
| 52136-7 RETAINER (ROOF HEADLINING SIDE FRONT) | | | | |
| 75/ | E100/350(82B,C) -- 138" W/B | (RH) D5UZ 2252136-A | (LH) D5UZ 2252137-A | 1 |
| 52140 RETAINER (ROOF TRIM PANEL) | | | | |
| 73/76 | E100/350 | D3UZ 1152140-A | Cut to fit | AR |
| 77 | E100/350 "Before Ser. X80,001" | | Positions 1,2,or4 | AR |
| 77/ | E100/350 (exc. Super Vans/Wagons) | | Positions 3 | AR |
| 77/79 | E100/350 "From Ser. X80,001 to Ser. FA0,001" | D7UZ 1552140-A | Positions 1,2, or 4 | AR |
| 79 | E100/350 "From Ser. FA0,001" | D9UZ 1552140-A | White | AR |
| 78/79 | E100/350(Super Vans/Wagons) "Before Ser. FA0,001" | D7UZ 1552140-B | Position 3 | 1 |
| 79 | E100/350(Super Van/Wagon) "From Ser. FA0,001" | D9UZ 1552140-B | White | 1 |
| | | D9UZ 1552140-C | Chrome | AR |
| 52144 RETAINER (ROOF TRIM PANEL CENTER) | | | | |
| 74/76 | F250/350(Crew Cab) "Before Ser. A50,001" | D3TZ 2552144-A | White | 1 |
| 76/ | F250/350(Crew Cab) "From Ser. A50,001" | D6TZ 2552144-A | White | 1 |
| 73/ | F250/350(Ranger XLT Crew Cab) | D3TZ 2552144-B | Bright finish | 1 |
| 52148-9 RETAINER (ROOF HEADLINING SIDE REAR) | | | | |
| 75/ | E100/350(82B,C) -- 138" W/B | (RH) D5UZ 2252148-A | (LH) D5UZ 2252149-A | 1 |
| 52164 SUPPORT ASSY. (ROOF TRIM PANEL) | | | | |
| 75/ | E100/350(exc. Super Van/Wagon) | D5UZ 1152164-A | | AR |
| 78/ | E150/350(Super Van/Wagon) | D8UZ 1652164-A | Center | 1 |
| 52166 BRACKET (ROOF TRIM PANEL SUPPORT) | | | | |
| 73/74 | E100/300 | D2UZ 1152166-A | | 1 |
| 75/ | E100/350 | D5UZ 1152166-A | | 1 |
| 52184 SUPPORT (ROOF TRIM PANEL) | | | | |
| 73/74 | E100/300 -- w/insulation and w/o integral A/C | D1UZ 1152184-A | | 1 |
| 73/74 | E100/300 -- integral A/C | D1UZ 8952184-B | Front | 1 |
| | | D1UZ 8952184-A | Rear | 1 |
| 75/ | E100/350 -- w/insulation | D5UZ 2252184-A | Front | 1 |
| | | | Rear--refer to group 52189 | |
| 52189 SUPPORT (ROOF FRONT) | | | | |
| 73/74 | E100/300(82A,89) -- 105" W/B | C8UZ 8952189-A | | 1 |
| 73/74 | E100/300 -- 123" W/B | D2UZ 1152189-A | | 1 |

OCTOBER, 1979

COPYRIGHT © 1979---

FORD MOTOR

---DEARBORN, MICHIGAN

COMPANY

NEW ISSUE

1973/79
TRUCK SERIES 100/500

| YEAR | MODEL/RESTRICTIONS | PART NUMBER | DESCRIPTION | QTY. |
|--|---|------------------------------|-----------------------|---------------------------------|
| 52189 SUPPORT (ROOF FRONT) -- Cont'd | | | | |
| 75/76 | E100/350 -- w/insulation "Before Ser. C50,001" | D5UZ 2252189-A | Rear | 1 |
| 75/ | E100/350 -- 124" W/B | D5UZ 2252189-B | Rear | 1 |
| 76/ | E100/350(exc. Super Van/Wagon) -- 138" W/B "From Ser. C50,001" | D7UZ 1152189-A | Rear | 1 |
| 78/ | E150/350(Super Van/Wagon) | D8UZ 1652189-A | | 1 |
| 55100 CARRIER KIT (ROOF LUGGAGE) | | | | |
| 75/77 | E100/350 | D7UZ 1155100-A | | 1 |
| Consists of | | | | |
| | 2-D2FZ 7355114-A | Rail | 8-383429-S | Rivet 1/8 x .24 trusshead-blind |
| | 4-D7FZ 7355124-A | Retainer | 1-304718-S2 | Bolt 1/4-20 x 1.25 hex head |
| | 2-D7UZ 1155138-A | Rail | 2-34790-S2 | Washer 1/4 lock |
| | 2-D1FZ 6255140-A | Support (RH) | 1-44720-S2 | Washer 1/4 flat |
| | 2-D1FZ 6255141-A | Support (LH) | 1-33797-S8 | Nut-5/16- 18 hex |
| | 4-D2FZ 7355150-A | Slat | 8-ESB-M4G32-A | Sealer (1/2 dia. ball) |
| | 4-D7UZ 1155156-A | Pad | 1-installation | sketch |
| | 8-383141-S41 | Screw #8 | | |
| | 8-376662-S45 | Screw 1/4-20 x 7/8 oval head | | |
| | 8-D0AZ 6455180-A | Fastner | | |
| 55100 KIT (ROOF SPORT RAIL) | | | | |
| 75/ | E100/350 | D8UZ 1155100-A | | 1 |
| Consists of | | | | |
| | 2-D1FZ 6255140-A | Support(R.H.) | 8-376662-S45 | Screw-1/4-20 x 7/8 oval head |
| | 2-D1FZ 6255141-A | Support(L.H.) | 1-304718-S2 | Bolt |
| | 2-D2FZ 7355114-A | Rail | 2-34790-S2 | Washer |
| | 2-D7UZ 1155138-A | Rail | 1-44720-S2 | Washer |
| | 4-D7UZ 1155156-A | Pad | 1-33797-S8 | Nut |
| | 8-D00Z 71550A68-A | Cover | AR-E5B-M4G32-A | Sealer |
| | 8-D0AZ 6455180-A | Fastener | 1-Installation sketch | |
| | 8-383141-S45 | Screw #8 | | |
| 550A68 COVER (ROOF LUGGAGE CARRIER RETAINER) | | | | |
| 75/ | E100/350 | D00Z 71550A68-A | | AR |
| 55114 RAIL (ROOF LUGGAGE CARRIER SIDE) | | | | |
| 75/ | E100/350 | D2FZ 7355114-A | | 2 |
| 55124 REINFORCEMENT (ROOF LUGGAGE CARRIER SLAT) | | | | |
| 75/ | E100/350 | D7FZ 7355124-A | | 3or4 |
| 55138 RAIL (ROOF LUGGAGE CARRIER) | | | | |
| 75/ | E100/350 | D7UZ 1155138-A | | 2 |
| 55140-1 SUPPORT (ROOF LUGGAGE CARRIER) | | | | |
| 75/ | E100/350 | (RH) D1FZ 6255140-A | (LH) D1FZ 6255141-A | 2 |
| 55150 SLAT (ROOF LUGGAGE CARRIER) | | | | |
| 75/ | E100/350 | D2FZ 7355150-A | | 4 |
| 55156 PAD (ROOF LUGGAGE CARRIER SUPPORT) | | | | |
| 75/ | E100/350 | D7UZ 1155156-A | | 4 |
| 55180 FASTENER (ROOF LUGGAGE CARRIER SUPPORT) | | | | |
| 75/ | E100/350 | D0AZ 6455180-A | Rivet nut | 8 |

1973/79
TRUCK SERIES 100/500

BODY SECTION 600 1

| YEAR | MODEL/RESTRICTIONS | PART NUMBER | DESCRIPTION | QTY. |
|---|--|-----------------|---------------------------------------|------|
| 60060 PLATE (FRONT SEAT CUSHION SCUFF) | | | | |
| 74/ | F100/350 (Super Cab) | D4TZ 1060060-A | Black | 4 |
| 600A84 RETAINER (REAR SEAT CUSHION) | | | | |
| 74 | F100/350 (Super Cab) | D4TZ 10600A84-D | R.H. and L.H.-black | 2 |
| | | D4TZ 10600A84-C | R.H. and L.H.-ginger | 2 |
| | | D4TZ 10600A84-B | R.H. and L.H.-green | 2 |
| | | D4TZ 10600A84-E | R.H. and L.H.-red | 2 |
| 75 | F100/350 (Super Cab) | D4TZ 10600A84-D | R.H. and L.H.-black | 2 |
| | | D5TZ 13600A84-A | R.H. and L.H.-blue | 2 |
| | | D5TZ 13600A84-B | R.H. and L.H.-coral | 2 |
| | | D4TZ 10600A84-C | R.H. and L.H.-ginger | 2 |
| | | D5TZ 13600A84-C | R.H. and L.H.-gold | 2 |
| | | D5TZ 10600A84-A | R.H. and L.H.-green | 2 |
| | | D4TZ 10600A84-E | R.H. and L.H.-red | 2 |
| 76 | F100/350 (Super Cab) | D4TZ 10600A84-D | R.H. and L.H.-black | 2 |
| | | D5TZ 13600A84-A | R.H. and L.H.-blue | 2 |
| | | D5TZ 10600A84-A | R.H. and L.H.-green | 2 |
| | | D6TZ 13600A84-A | R.H. and L.H.-jade | 2 |
| | | D6TZ 13600A84-B | R.H. and L.H.-red | 2 |
| | | D6TZ 13600A84-C | R.H. and L.H.-tan | 2 |
| 77/ | F100/350 (Super Cab) | D4TZ 10600A84-D | R.H. and L.H.-black | 2 |
| 60094-5 SUPPORT ASSY. (FRONT or REAR SEAT) | | | | |
| 75/76 | E100/350 -- Captain's Chair | D5UZ 1160094-G | Blue-driver-- less ashtray opening | 1 |
| | | D5UZ 1160094-J | Green | 1 |
| | | D5UZ 1160094-H | Tan | 1 |
| | | D5UZ 1160094-K | Blue-passenger--less ashtray opening | 1 |
| | | D5UZ 1160094-M | Green | 1 |
| | | D5UZ 1160094-L | Tan | 1 |
| 77 | E100/350 -- Captain's Chair | D7UZ 1160094-C | Black-driver--less ashtray opening | 1 |
| | | D5UZ 1160094-G | Blue | 1 |
| | | D7UZ 1160094-A | Jade | 1 |
| | | D5UZ 1160094-H | Tan | 1 |
| | | D7UZ 1160094-D | Black-passenger--less ashtray opening | 1 |
| | | D5UZ 1160094-K | Blue | 1 |
| | | D7UZ 1160094-B | Jade | 1 |
| | | D5UZ 1160094-L | Tan | 1 |
| 78 | E100/350 -- Captains chair w/o C/B radio--Bostrom & Hoover seat "Before BG0,001" | D7UZ 1160094-C | Black-driver | 1 |
| | | D7UZ 1160094-D | Black-passenger | 1 |
| | | D8UZ 1160095-B | Black-driver | 1 |
| | | D8UZ 1160094-D | Black-passenger | 1 |
| 78 | E100/350 -- Captains chair with C/B radio--Bostrom & Hoover seat "From BG0,001" | D8UZ 1160095-D | Black-driver | 1 |
| | | D8UZ 1160095-A | Black-driver | 1 |
| 78 | E100/350--Captains chair w/o C/B radio--Lear Siegler seat with C/B radio | D8UZ 1160094-C | Black-passenger | 1 |
| | | D8UZ 1160095-C | Black-driver | 1 |
| | | D9UZ 1160095-C | Black-driver | 1 |
| 79 | E100/350 -- Captain's Chair w/o C/B radio--Bostrom | D8UZ 1160094-D | Black-passenger | 1 |
| | | D9UZ 1160095-A | Black-driver | 1 |
| | | D8UZ 1160094-C | Black-passenger | 1 |
| | | D9UZ 1160095-F | Black-driver | 1 |
| | w/o C/B radio--Lear Siegler "Before Ser. DE0,001" | D9UZ 1160094-B | Black-passenger | 1 |
| | | D9UZ 1160095-H | Black-driver | 1 |
| | | D9UZ 1160094-B | Black-passenger | 1 |
| | | D9UZ 1160094-B | Black-passenger | 1 |

OCTOBER, 1979

COPYRIGHT © 1979—

FORD MOTOR
COMPANY

—DEARBORN, MICHIGAN

NEW ISSUE

1973/79
TRUCK SERIES 100/500

| YEAR | MODEL/RESTRICTIONS | PART NUMBER | DESCRIPTION | QTY. |
|--|---|---------------------------------------|---|------|
| 60094-5 SUPPORT ASSY. (FRONT or REAR SEAT) — Cont'd. | | | | |
| 79 | E100/350 -- Captain's Chair w/C/B radio-Bostrom | D9UZ 1160095-D | Black-driver | 1 |
| | | D8UZ 1160094-D | Black-passenger | 1 |
| | w/C/B radio-Lear Siegler "Before Ser. DE0,001" | D9UZ 1160095-G | Black-driver | 1 |
| | | D8UZ 1160094-C | Black-passenger | 1 |
| | "From Ser. DE0,001 to Ser. EG0,001" | D9UZ 1160095-G | Black-driver | 1 |
| | | D8UZ 1160094-C | Black-passenger | 1 |
| | "From Ser. EG0,001" | D9UZ 1160095-J | Black-driver | 1 |
| | | D8UZ 1160094-C | Black-passenger | 1 |
| 79 | E100/350 -- Captain's Chair 2nd row seat "Before Ser. EA0,001" "From Ser. EA0,001" | (RH) D9UZ 1160094-A | (LH) D9UZ 1160095-E | 1 |
| | | D9UZ 1160094-C | R.H. and L.H. | 2 |
| 60100 REINFORCEMENT (REAR SEAT BELT ANCHOR) | | | | |
| 76/ | F100/350 (Super Cab) | D6TZ 1360100-A | | 2 |
| 60126 BELT ASSY. (REAR SEAT SHOULDER STRAP)—Also refer to group 60232 | | | | |
| 75 | E100/350 -- 2nd and 3rd row seats "Before Ser. W40,001" | ★ D5UZ 1160126-A Not Repl'd (5/79) | Black | 2 |
| 75/76 | E100/350 -- 2nd and 3rd row seats "From Ser. W40,001" | D5UZ 1160126-J | Black | 1 |
| 75 | E100/350 -- 4th row seat "Before Ser. W40,001" | ★ D5UZ 1160126-B Not Repl'd (5/79) | Black | 2 |
| 75/76 | E100/350 -- 4th row seat "From Ser. W40,001" | D5UZ 1160126-K | Black | 1 |
| 75/76 | E100/350 | 386392-S100 | (BB-913) — bolt 7/16"—20 pan head tapping | AR |
| 602A04-5 REINFORCEMENT (FRONT SEAT SHOULDER STRAP GUIDE) | | | | |
| 76/ | F100/350 (Super Cab) | (RH) D6TZ 13602A04-A | (LH) D6TZ 13602A05-A | 1 |
| 602A12-3 PLATE (FRONT SEAT SHOULDER STRAP) | | | | |
| 76 | E100/350 | D6UZ 11602A12-A | R.H. and L.H.—tan-paint to match | 2 |
| 76 | F100/350 (Super Cab) | (RH) D6TZ 13602A12-A | (LH) D6TZ 13602A13-A Tan-paint to match | 1 |
| 60226 PLATE (FRONT SEAT SHOULDER STRAP ANCHOR) | | | | |
| 76/ | E100/350 | D6UZ 1160226-A | Black | 1 |
| 60228 SPACER (SHOULDER STRAP ANCHOR PLATE) | | | | |
| 73/74 | E100/300 | C8UZ 8260228-A | Driver, passenger, 2nd and 3rd row seats | AR |
| 73/76 | E100/350 | C7AZ 6260228-B | 4th row seat | 2 |
| 73/76 | F100/350(81) | | Driver and passenger front and rear seat | 2or4 |
| 60230-1 COVER (FRONT SEAT SHOULDER STRAP OPENING)—Paint to match | | | | |
| 76/77 | F100/350 (Regular Cab) "Before Ser. 080,001" | (RH) D6TZ 1060230-A | (LH) D6TZ 1060231-A | 1 |
| 77/ | F100/350 (Regular Cab) "From Ser. 080,001" | (RH) D7TZ 1060230-A | (LH) D7TZ 1060231-A | 1 |
| 76/ | F100/350 (Super Cab) | (RH) D6TZ 1360230-A | (LH) D6TZ 1360231-A | 1 |
| 76 | F250/350 (Crew Cab) | (RH) D6TZ 2560230-A | (LH) D6TZ 2560231-A | 1 |
| 77/ | F250/350 (Crew Cab) | (RH) D7TZ 2560230-A | (LH) D7TZ 2560231-A | 1 |

1973/79
TRUCK SERIES 100/500

BODY SECTION 600 3

| YEAR | MODEL/RESTRICTIONS | PART NUMBER | DESCRIPTION | QTY. | |
|---|---|---------------------|--|-------------------|--------|
| 60232-3 BELT KIT (SHOULDER STRAP) —Also refer to groups 60126,611B60-611A72-3 and 613B84 | | | | | |
| 75 | E100/350 "Before Ser. W40,001" | (RH) D5UZ 1160232-A | (LH) D5UZ 1160233-A | Black-front seats | 1 |
| | | 386392-S100 | (BB-913)-bolt-7/16"-20-pan head, tapping | | 2 |
| | | 375936-S | (SS-44-DA)-rivet | | 2 |
| | | 386276-S100 | (UU-156-E)-bolt | | 2 |
| 75/76 | E100/350 "From Ser. W40,001" | (RH) D5UZ 1160232-B | (LH) D5UZ 1160233-B | Black-front seats | |
| | | 386392-S100 | (BB-913) - bolt-7/16" - 20-pan head, tapping | | 2 |
| | | 375936-S | (SS-44-DA) - rivet | | 2 |
| | | 386276-S100 | (UU-156-E) - bolt | | 2 |
| 73/75 | F250/350(Crew Cab) | D3TZ 10611A72-G | Black only used-front and rear seats | | 2 or 4 |
| 60234-5 BOOT (SHOULDER STRAP) | | | | | |
| 73/ | E100/300 | D3TZ 1060234-A | R.H. and L.H. - black-4 5/8" long | | AR |
| 75 | E100/350 -- w/flip seat | D5UZ 1160234-A | Black-12" long | | 1 |
| 73/76 | F100/350 | D3TZ 1060234-A | R.H. and L.H. - black | | AR |
| 76 | F100/350 (Super Cab) "Before Ser. C00,001" | D6SZ 6060235-D | R.H. and L.H. - black-w/ 1/2" "D" ring | | 2 |
| | | D6SZ 6060235-E | R.H. and L.H. - blue | | 2 |
| | | D6TZ 6060235-A | R.H. and L.H. - green | | 2 |
| | | D6SZ 6060235-C | R.H. and L.H. - jade | | 2 |
| | | D6TZ 6060235-B | R.H. and L.H. - red | | 2 |
| | | D6SY 6060235-A | R.H. and L.H. - tan | | 2 |
| | "From Ser. C00,001" | D6EZ 6260235-C | R.H. and L.H. - black only used-w/3/8" "D" ring | | 2 |
| 77/ | F100/350 (Super Cab) | D7AZ 6060235-D | R.H. and L.H.-black | | 2 |
| | | D7AZ 6060235-K | R.H. and L.H.-tan | | 2 |
| 60236 RETAINER (FRONT SEAT SHOULDER STRAP) | | | | | |
| 76/ | E100/350 | D6UZ 1660236-A | | | 1 |
| 60256 GUIDE (FRONT SEAT SHOULDER STRAP LOWER) | | | | | |
| 75 | E100/350 | D5UZ 1160256-A | R.H. and L.H.-black | | 2 |
| 76/ | E100/350 | D9UZ 1160256-A | R.H. and R.H.-black | | 2 |
| 60262 COVER (FRONT SEAT SHOULDER STRAP GUIDE) | | | | | |
| 76/78 | E100/350 | D5FZ 6560262-A | R.H. and L.H.-black-10" long | | 2 |
| | | D4AZ 6560262-H | R.H. and L.H.-blue | | 2 |
| | | D5AZ 6560262-A | R.H. and L.H.-green | | 2 |
| | | D5AZ 6560262-B | R.H. and L.H.-tan | | 2 |
| 79 | E100/350 | D5FZ 6560262-A | R.H. and L.H.-black-10" long | | 2 |
| | | D4AZ 6560262-H | R.H. and L.H.-blue | | 2 |
| | | D6AZ 6560262-B | R.H. and L.H.-jade | | 2 |
| | | D4AZ 6560262-K | R.H. and L.H.-saddle | | 2 |
| | | D9AZ 6560262-C | R.H. and L.H.-sand | | 2 |
| 60286 STOP (FRONT SEAT SHOULDER STRAP ADJUSTING) | | | | | |
| 76/ | F100/350 (Reg. Cab and Crew Cab) | D7LZ 6560286-A | R.H. and L.H.-available in black only-rectangular | | 2 |
| | | D6EZ 6260286-A | R.H. and L.H.-available in black only-round | | 2 |
| 76/ | E100/350(exc. Cutaway Cab) | D7LZ 6560286-A | R.H. and L.H. available in black only-rectangular | | 2 |
| 60292-3 SUPPORT (FRONT SEAT SHOULDER STRAP RETAINER) | | | | | |
| 76 | F100/350 (Regular Cab) | (RH) D6TZ 1060292-A | (LH) D6TZ 1060293-A | | 1 |
| 77/ | F100/350 (Regular Cab) | (RH) D7TZ 1060292-A | (LH) D7TZ 1060293-A | | 1 |
| 76/ | F100/350 (Super Cab) | (RH) D6TZ 1360292-A | (LH) D6TZ 1360293-A | | 1 |
| 76 | F250/350 (Crew Cab) | (RH) D6TZ 2560292-A | (LH) D6TZ 2560293-A | | 1 |
| 60300 BUMPER (FRONT SEAT JOUNCE) | | | | | |
| 78/ | E100/350 -- Captain's chair- Lear Seigler seat | D8UZ 1160300-A | R.H. and L.H. | | 2 |
| 60392 BOLT (FRONT SEAT BACK PIVOT ARM) | | | | | |
| 73/76 | F100/500 | D2TZ 1060392-A | Bolt-round, socket head, shoulder-3/8"-16 x 1 1/4" | | 2 |
| 60394 SPACER (FRONT SEAT BACK PIVOT ARM) | | | | | |
| 73/76 | F100/500 (Reg. Cab) | C8OZ 6260394-A | | | 2 |
| 73/76 | F250/350 (Crew Cab) | D3TZ 2560394-A | | | 2 |
| 60508 PANEL ASSY. (REAR SEAT BACK) —Paint to match | | | | | |
| 74/ | F100/350 (Super Cab) | D4TZ 1360508-A | Black-forward facing seat | | 1 |
| 60512 PANEL ASSY. (REAR SEAT CUSHION) - Paint to match | | | | | |
| 74/ | F100/350 (Super Cab) | D4TZ 1060512-A | Black-forward facing seat | | 1 |
| 60562 SLIDE (REAR SEAT CUSHION LATCH ROD) | | | | | |
| 79 | E100/350 -- w/bench bed | E0TZ 1260562-A | | | 1 |

APRIL, 1980

COPYRIGHT © 1980--

FORD MOTOR
COMPANY

—DEARBORN, MICHIGAN

CHANGE 1

1973/79
TRUCK SERIES 100/500

| YEAR | MODEL/RESTRICTIONS | PART NUMBER | DESCRIPTION | QTY. |
|--|----------------------------------|-------------------|---|------|
| 60576 ROD (REAR SEAR CUSHION LATCH) | | | | |
| 79 | E100/350 -- w/bench bed | E0TZ 1260576-A | | 1 |
| 605A76 SPRING (REAR SEAT BACK FLOOR PANEL COUNTERBALANCE) | | | | |
| 74/ | F100/350 (Super Cab) | D4TZ 13605A76-A | Forward facing seat | 1 |
| 60590 SPRING (REAR SEAT CUSHION LATCH ROD) | | | | |
| 79 | E100/350 -- w/bench bed | E0TZ 1260590-A | | 1 |
| 60634 SUPPORT ASSY. (REAR SEAT CUSHION) - Paint to match | | | | |
| 75/ | F100/350 (Super Cab) | D5TZ 1360634-A | Center facing seats | 2 |
| 607A92 SUPPORT ASSY. (REAR SEAT CUSHION PIVOT) | | | | |
| 74/ | F100/350 (Super Cab) | D4TZ 10607A92-A | R.H. and L.H.-forward facing seat | 2 |
| 607A94 RETAINER (REAR SEAT CUSHION FRONT SUPPORT) | | | | |
| 74/ | F100/350 (Super Cab) | D4TZ 10607A94-A | Center facing seats | 1or2 |
| 610C23 COVER (DRIVER'S SEAT SHOULDER STRAP RETRACTOR) | | | | |
| Notes: @ Use Tan and paint to match | | | | |
| 76/ | E100/350 | D6UZ 16610C23-A | Blue | 1 |
| | | D6UZ 16610C23-D | Gold bronze | 1 |
| | | @ | Jade | 1 |
| | | D6UZ 16610C23-E | Yellow green | 1 |
| | | @ | Sand | 1 |
| | | D6UZ 16610C23-D | Tan | 1 |
| D6UZ 16610C23-F | White | 1 | | |
| 61097 SPRING (FRONT SEAT BACK LATCH) | | | | |
| 75/ | E100/350 -- w/flip seat | D5UZ 1161097-A | | 1 |
| 75/ | F100/350 (Super Cab) | D5TZ 1361097-A | | 2 |
| 61114 RETAINER (FRONT SEAT BELT BUCKLE) | | | | |
| 73/77 | E100/350 | D2UZ 1161114-D | Black-buckle end | 2 |
| 74/77 | F100/350(Super Cab) | | | 2 |
| | | ★55934-S9 | Screw-oval trim head-No. 8-18 x 3/4" | 2 |
| 611C22 EXTENSION ASSY. (SEAT BELT) - Black only available | | | | |
| NOTES: ▲ Incl. bright finish buckle | | | | |
| 76/ | E100/350 (exc. Cutaway) | ▲ D6AZ 60611C22-C | R.H. and L.H. - use as extender for 611A72-3 seat belts | 2 |
| 76/ | F100/350 (Reg. Cab or Super Cab) | | | 2 |
| 611B32 PLUG (SEAT BELT RETRACTOR COVER BOLT ACCESS) | | | | |
| 76/ | F100/350 | D6TZ 10611B32-A | Black | 2 |
| | | D6TZ 10611B32-B | Blue | 2 |
| | | D6TZ 10611B32-C | Green | 2 |
| | | D6TZ 10611B32-F | Jade | 2 |
| | | D6TZ 10611B32-D | Red | 2 |
| | | D6TZ 10611B32-E | Tan | 2 |
| 61140 BOOT (FRONT SEAT BELT CENTER) | | | | |
| 74 | F100/350 (Super Cab) | D6AZ 6061140-C | R.H. and L.H.-black | 2 |
| | | D4AZ 6561140-G | R.H. and L.H.-blue | 2 |
| | | D4AZ 6561140-E | R.H. and L.H.-green | 2 |
| 75/76 | F100/350 (Super Cab) | D6AZ 6061140-C | R.H. and L.H.-black | 2 |
| | | D4AZ 6561140-G | R.H. and L.H.-blue | 2 |
| | | D5AZ 6561140-A | R.H. and L.H.-green | 2 |
| 77/ | F100/350 (Super Cab) | D6AZ 6061140-C | R.H. and L.H.-black | 2 |
| | | D9TZ 6061140-B | R.H. and L.H.-blue | 2 |
| | | D6AZ 6061140-B | R.H. and L.H.-jade | 2 |
| | | D7AZ 6061140-B | R.H. and L.H.-red | 2 |
| | | D6AZ 6061140-E | R.H. and L.H.-saddle | 2 |
| | | D7TZ 1061140-E | R.H. and L.H.-black | 2 |
| 77 | F100/350 (Reg. Cab or Crew Cab) | D7TZ 1061140-C | R.H. and L.H.-blue | 2 |
| | | D7TZ 1061140-B | R.H. and L.H.-jade | 2 |
| | | D7TZ 1061140-A | R.H. and L.H.-red | 2 |
| | | D7TZ 1061140-D | R.H. and L.H.-tan | 2 |
| | | D7TZ 1061140-E | R.H. and L.H.-black | 2 |
| | | D8TZ 1061140-A | R.H. and L.H.-blue | 2 |
| 78 | F100/350 (Reg. Cab or Crew Cab) | D7TZ 1061140-B | R.H. and L.H.-jade | 2 |
| | | D7TZ 1061140-A | R.H. and L.H.-red | 2 |
| | | D8TZ 1061140-B | R.H. and L.H.-saddle | 2 |
| | | D8TZ 1061140-B | R.H. and L.H.-saddle | 2 |

**1973/79
TRUCK SERIES 100/500**

| YEAR | MODEL/RESTRICTIONS | PART NUMBER | DESCRIPTION | QTY. | | | | | | | | | | | | |
|---|---------------------------------|----------------------------|--|-------|-------|------|------|-------|--------|-----|--------|--------|-----|-------|-------|----|
| 61140 BOOT (FRONT SEAT BELT CENTER) — Cont'd | | | | | | | | | | | | | | | | |
| 79 | F100/350 (Reg. Cab or Crew Cab) | D7TZ 1061140-E | R.H. and L.H.—black | 2 | | | | | | | | | | | | |
| | | D8TZ 1061140-A | R.H. and L.H.—blue | 2 | | | | | | | | | | | | |
| | | D7TZ 1061140-B | R.H. and L.H.—jade | 2 | | | | | | | | | | | | |
| | | D7TZ 1061140-A | R.H. and L.H.—red | 2 | | | | | | | | | | | | |
| | | D9TZ 1061140-A | R.H. and L.H.—sand | 2 | | | | | | | | | | | | |
| 611C40 SHIELD (FRONT SEAT BELT RETRACTOR) | | | | | | | | | | | | | | | | |
| 76 | E100/350 -- w/flip seat | D6UZ 11611C40-B | | 1 | | | | | | | | | | | | |
| 76/ | E100/350 -- w/o flip seat | D6UZ 11611C40-A | | 1 | | | | | | | | | | | | |
| BODY TYPE | LOC. ‡ | PART NUMBER LESS SUFFIX | COLORS AND APPLICABLE PART NUMBER SUFFIXES | | | | | | | | | | | Q | | |
| | | | AVO- | BEIGE | BLACK | BLUE | GOLD | GREEN | ORANGE | RED | SADDLE | SILVER | TAN | WHITE | OTHER | T |
| | | | CADO | | | | | | | | | | | | | Y. |
| 611B60-6 BELT ASSY. (CENTER PASSENGER) — Also refer to groups 60232-3, 611A72-3 and 613B84-5 | | | | | | | | | | | | | | | | |
| Notes: ‡Loc.—Location, C—Center, † Incl. black buckle, % Incl. bright finish buckle, ϕ Incl. color keyed buckle, \$ Ginger, ▲ Jade, ◇ Light, ◆ Medium, ⊕ Chamois | | | | | | | | | | | | | | | | |

FRONT SEAT

| 1973 | | | | | | | | | | | | | | | | | | | |
|-----------------------------|---|---|------|----------|--|---|--|---|---|--|---|--|--|---|--|---|-----|---|---|
| F100/350 (Reg. or Crew Cab) | C | ϕ | D3TZ | 10611B60 | | B | | F | A | | | | | D | | | \$C | 1 | |
| F100 (Fleet only) | C | † | D3TZ | 50611B60 | | | | A | | | | | | | | | | 1 | |
| 1974 | | | | | | | | | | | | | | | | | | | |
| F100/350 (Reg. or Crew Cab) | C | ϕ | D3TZ | 10611B60 | | B | | F | A | | | | | D | | | \$C | 1 | |
| F100/350 (Super Cab) | C | † | D4TZ | 10611B60 | | | | A | | | | | | | | | | 1 | |
| 1975 | | | | | | | | | | | | | | | | | | | |
| F100/350 (Reg. Cab) | C | † | D5TZ | 13611B60 | | | | A | | | | | | | | | | 1 | |
| F100/350 (Reg. or Crew Cab) | C | ϕ | D3TZ | 10611B60 | | | | F | A | | | | | D | | | \$C | 1 | |
| | C | ϕ | D5TZ | 10611B60 | | | | | | | A | | | | | | | 1 | |
| F100/350 (Super Cab) | C | † | D4TZ | 10611B60 | | | | A | | | | | | | | | | 1 | |
| F500 | C | † | D5TZ | 50611B60 | | | | A | | | | | | | | | | 1 | |
| 1976 | | | | | | | | | | | | | | | | | | | |
| F100/350 (Reg. or Crew Cab) | C | † | D6TZ | 10611B60 | | | | G | | | | | | | | | | 1 | |
| | C | ϕ | D6TZ | 10611B60 | | | | H | J | | K | | | L | | M | ▲ | N | 1 |
| F100/350 (Super Cab) | C | † | D6TZ | 13611B60 | | | | B | | | | | | | | | | 1 | |
| F500 | C | † | D6TZ | 10611B60 | | | | G | | | | | | | | | | 1 | |
| 1977 | | | | | | | | | | | | | | | | | | | |
| F100/350 (Reg. or Crew Cab) | C | † | D6TZ | 10611B60 | | | | G | | | | | | | | | | 1 | |
| "Before Ser. 060,001" | C | ϕ | D6TZ | 10611B60 | | | | H | J | | | | | L | | M | | 1 | |
| | C | % | D8TZ | 10611B60 | | | | | | | | | | | | | ▲ | F | 1 |
| "From Ser. 060,001" | C | † | D7TZ | 10611B60 | | | | A | | | | | | | | | | 1 | |
| | C | % | D7TZ | 10611B60 | | | | F | D | | | | | B | | E | | 1 | |
| | C | % | D8TZ | 10611B60 | | | | | | | | | | | | | ▲ | F | 1 |
| F100/350 (Super Cab) | C | † | D6TZ | 13611B60 | | | | B | | | | | | | | | | 1 | |
| "Before Ser. 040,001" | C | † | D7TZ | 13611B60 | | | | A | | | | | | | | | | 1 | |
| "From Ser. 040,001" | C | † | D7TZ | 13611B60 | | | | A | | | | | | | | | | 1 | |
| F500 (Reg. Cab) | C | † | D6TZ | 50611B60 | | | | A | | | | | | | | | | 1 | |

REAR SEAT

| 1973 | | | | | | | | | | | | | | | | | | |
|--|---|---|------|----------|--|---|--|---|---|--|---|--|--|---|--|--|-----|---|
| F250/350 (Crew Cab) | C | ϕ | D3TZ | 10611B60 | | B | | F | A | | | | | D | | | \$C | 1 |
| 1974 | | | | | | | | | | | | | | | | | | |
| F250/350 (Crew Cab) | C | ϕ | D3TZ | 10611B60 | | B | | F | A | | | | | D | | | \$C | 1 |
| F100/350 (Super Cab) — w/forward facing seat | C | % | D4TZ | 10611B66 | | | | A | | | | | | | | | | 1 |
| 1975 | | | | | | | | | | | | | | | | | | |
| F250/350 (Crew Cab) | C | ϕ | D3TZ | 10611B60 | | B | | F | A | | | | | D | | | \$C | 1 |
| | C | ϕ | D5TZ | 10611B60 | | | | | | | A | | | | | | | 1 |
| F100/350 (Super Cab) — w/forward facing seat | C | ϕ | D5TZ | 13611B66 | | | | A | | | | | | | | | | 1 |

**1973/79
TRUCK SERIES 100/500**

BODY SECTION 600 7

| BODY TYPE | PART NUMBER LESS SUFFIX | COLORS AND APPLICABLE PART NUMBER SUFFIXES | | | | | | | | | | | | Q T Y. | |
|---|----------------------------|---|-------|------|-------|--------------|---------------|------|------|------|---------------|-----|-----------|--------------|-------|
| | | BERYL | BLACK | BLUE | CAMEL | CHAM- OIS | CORD- OVAN | GOLD | GRAY | JADE | PINE GREEN | RED | WHITE | | OTHER |
| 611B60-6 BELT ASSY. (CENTER PASSENGER) | | | | | | | | | | | | | | | |
| Notes: | | C-Center, † Incl. black buckle, ▲ Incl. bright finish buckle, ◇ Light, ◆ Dark | | | | | | | | | | | | | |
| 1979 | | | | | | | | | | | | | | | |
| E100/350 -- w/o quick disconnect 2nd, 3rd, 4th row pass. seat | C | ▲ D7UZ 11611B66 | | B | | | | | | | E | | | | 1 |
| | C | ▲ D8UZ 11611B66 | | | A | | | | | | | | | | 1 |
| E100/350 -- w/ quick disconnect 2nd, 3rd, 4th row pass. seat | C | ▲ D8UZ 11611B66 | | E | D | | | | | B | | | | | 1 |
| | C | D9UZ 11611B66 | | | | | | | | | | | A(sand) | | 1 |
| | C | D9UZ 11611B66 | | | | | | | | | | | B(saddle) | | 1 |
| E100/350 -- w/ bench/bed | C | ▲ D9UZ 12611B66 | | A | | | | | | | | | | | 1 |
| F250/350(Crew Cab) | C | † D8TZ 10611B60 | | E | | | | | | | | | | | 1 |
| F100/350(Reg. Cab) front seat | C | † D8TZ 10611B60 | | E | | | | | | | | | | | 1 |
| F250/350(Crew Cab) rear seat | | | | | | | | | | | | | | | 1 |
| F100/350(Reg. Cab) front seat | C | ▲ D8TZ 10611B60 | | J | H | | | | | F | | G | | | 1 |
| | C | ▲ D9TZ 10611B60 | | | | | | B | | | | | A (sand) | | 1 |
| F100/350(Super Cab) | C | † D8TZ 13611B60 | | A | | | | | | | | | | | 1 |
| | C | † D8TZ 13611B66 | | A | | | | | | | | | | | 1 |

| BODY TYPE | LOC. ‡ | PART NUMBER LESS SUFFIX | COLORS AND APPLICABLE PART NUMBER SUFFIXES | | | | | | | | | | | | Q T Y. |
|--|-----------|---|--|-------|-------|------|------|-------|--------|-----|--------|--------|-----|-------|--------------|
| | | | AVO- CADO | BEIGE | BLACK | BLUE | GOLD | GREEN | ORANGE | RED | SADDLE | SILVER | TAN | WHITE | |
| 611A70 SHIELD (FRONT SEAT BELT) | | | | | | | | | | | | | | | |
| NOTES: | | ‡ Loc-Location, R-Right hand, L-Left hand, ▲ Jade, △ Chamois, ◆ Light, ◇ Medium, @ Not applicable | | | | | | | | | | | | | |
| 1977 | | | | | | | | | | | | | | | |
| E100/350 -- 3rd, 4th and 5th row seats | | | | | | | | | | | | | | | @ |
| 1978 | | | | | | | | | | | | | | | |
| F100/350 -- w/ full width seat | R/L | D6AZ 60611A70 | | | A | | | | | | G | | | ▲ E | 2 |
| | R/L | D7WY 60611A70 | | | | | | | | A | | | | | 2 |
| | R/L | D7AZ 60611A70 | | | | | | | | | | | | △ B | 2 |

| BODY TYPE | PART NUMBER LESS SUFFIX | COLORS AND APPLICABLE PART NUMBER SUFFIXES | | | | | | | | | | | | Q T Y. | |
|--|----------------------------|--|-------|------|-------|--------------|---------------|------|------|------|---------------|-----|---------|--------------|-------|
| | | BERYL | BLACK | BLUE | CAMEL | CHAM- OIS | CORD- OVAN | GOLD | GREY | JADE | PINE GREEN | RED | WHITE | | OTHER |
| 611A70 SHIELD (FRONT SEAT BELT) | | | | | | | | | | | | | | | |
| Notes: | | R-Right hand, L-Left hand | | | | | | | | | | | | | |
| 1979 | | | | | | | | | | | | | | | |
| F100/350 -- w/ full width seat | R/L | D6AZ 60611A70 | | A | B | | | | | | E | | | | 2 |
| | R/L | D7WY 60611A70 | | | | | | | | | | A | | | 2 |
| | R/L | D7OZ 60611A70 | | | | | | A | | | | | | | 2 |
| | R/L | D9AZ 60611A70 | | | | | | | | | | | B(sand) | | 2 |

| YEAR | MODEL/RESTRICTIONS | PART NUMBER | DESCRIPTION | QTY. |
|---------------------------------------|--|-----------------|-------------|------|
| 611A70 SHIELD (REAR SEAT BELT) | | | | |
| 77/ | E100/350 -- 3rd, 4th and 5th row seats | D7UZ 26611A70-A | | 3 |

**1973/79
TRUCK SERIES 100/500**

BODY SECTION 600 9

| BODY TYPE | LOC. ‡ | PART NUMBER LESS SUFFIX | COLORS AND APPLICABLE PART NUMBER SUFFIXES | | | | | | | | | | | | | Q T Y. |
|--|-----------|----------------------------|--|-------|-------|------|------|-------|--------|-----|--------|--------|-----|-------|-------|--------------|
| | | | AVO- CADO | BEIGE | BLACK | BLUE | GOLD | GREEN | ORANGE | RED | SADDLE | SILVER | TAN | WHITE | OTHER | |
| 611A72-3 BELT ASSY. (FRONT SEAT COMPLETE) - Also refer to groups 60232-3 and 613B84 - Cont'd | | | | | | | | | | | | | | | | |
| Notes: ‡ R - Right hand, L - Left hand, \$ Ginger, † Incl. black buckle, % Incl. bright buckle, ▲ Jade, ■ Dark, ◆ Light, φ Incl. color keyed buckle, ● Chamois, ⊕ Use black | | | | | | | | | | | | | | | | |
| 1975 | | | | | | | | | | | | | | | | |
| F100/350(Super Cab) -- w/shoulder straps "Before Ser. W40,001" | R | D4TZ 10611A72 | | | | B | | | | | | | | | 1 | |
| | L | D4TZ 10611A73 | | | | B | | | | | | | | | 1 | |
| F100/350(Super Cab) -- w/shoulder straps "From Ser. W40,001" | R | D5TZ 13611A72 | | | | B | | | | | | | | | 1 | |
| | L | D5TZ 13611A73 | | | | B | | | | | | | | | 1 | |
| F100/350(Super Cab) -- w/o shoulder straps "Before Ser. W40,001" | R | D4TZ 10611A72 | | | | A | | | | | | | | | 1 | |
| | L | D4TZ 10611A73 | | | | A | | | | | | | | | 1 | |
| F100/350(Super Cab) -- w/o shoulder straps "From Ser. W40,001" | R | D5TZ 13611A72 | | | | A | | | | | | | | | 1 | |
| | L | D5TZ 13611A73 | | | | A | | | | | | | | | 1 | |
| F250/350(Crew Cab) -- w/shoulder straps | R | D3TZ 25611A72 | | | | G | | | | | | | | | 1 | |
| | L | D3TZ 25611A73 | | | | G | | | | | | | | | 1 | |
| F250/350(Crew Cab) -- w/o shoulder straps | R | D3TZ 25611A72 | | | | F | A | ■E | | D | | | | \$C | 1 | |
| | L | D3TZ 25611A73 | | | | F | A | ■E | | D | | | | \$C | 1 | |
| F500 -- w/o shoulder straps | R/L | D3TZ 50611A72 | | | | A | | | | | | | | | 2 | |
| 1976 | | | | | | | | | | | | | | | | |
| E100/350(82,89) -- w/o shoulder straps | R/L | D5UZ 11611A72 | | | | K | H | | G | | | | | J | 2 | |
| E100/350(82,89) -- w/shoulder straps | R | % D6UZ 11611A72 | | | | J | K | | L | | | | | M | 1 | |
| | L | % D6UZ 11611A73 | | | | J | K | | L | | | | | M | 1 | |
| E100/350 (exc. Cutaway Cab) -- w/flip seat | R | % D6UZ 11611A72 | | | | N | | | | | | | | | 1 | |
| E250/350(Cutaway Cab) | R/L | % D6UZ 11611A72 | | | | P | R | | S | | | | | T | 2 | |
| F100/350(Reg. Cab) -- w/shoulder straps | R | † D6TZ 10611A72 | | | | L | | | | | | | | | 1 | |
| | L | † D6TZ 10611A73 | | | | L | | | | | | | | | 1 | |
| F100/350(Reg. Cab or Crew Cab) -- w/o shoulder straps | R | † D6TZ 10611A72 | | | | T | | | | | | | | | 1 | |
| | L | † D6TZ 10611A73 | | | | T | | | | | | | | | 1 | |
| F100/350(Reg. Cab) -- w/shoulder straps | R | % D6TZ 10611A72 | | | | M | ⊕ | | P | | R | | | S | ▲Z 1 | |
| | L | % D6TZ 10611A73 | | | | M | N | | P | | R | | | S | ▲Z 1 | |
| F100/350 (Reg. Cab) -- w/o shoulder straps | R | % D6TZ 10611A72 | | | | U | V | | W | | X | | | Y | 1 | |
| | L | % D6TZ 10611A73 | | | | U | V | | W | | X | | | Y | 1 | |
| F100/350(Super Cab) -- w/shoulder straps "Before Ser. C00,001" | R | † D6TZ 13611A72 | | | | D | | | | | | | | | 1 | |
| | L | † D6TZ 13611A73 | | | | B | | | | | | | | | 1 | |
| F100/350(super Cab) -- w/shoulder straps "From Ser. C00,001" | R | † D6TZ 13611A72 | | | | D | | | | | | | | | 1 | |
| | L | † D6TZ 13611A73 | | | | D | | | | | | | | | 1 | |

APRIL, 1980

COPYRIGHT © 1980--

FORD MOTOR

--DEARBORN, MICHIGAN

COMPANY

CHANGE 1

1973/79
TRUCK SERIES 100/500

| BODY TYPE | LOC. | PART NUMBER LESS SUFFIX | COLORS AND APPLICABLE PART NUMBER SUFFIXES | | | | | | | | | | | | | Q T Y. | |
|--|------|----------------------------|--|-------|-------|------|------|-------|--------|-----|--------|--------|-----|-------|-------|--------------|---|
| | | | AVO- CADO | BEIGE | BLACK | BLUE | GOLD | GREEN | ORANGE | RED | SADDLE | SILVER | TAN | WHITE | OTHER | | |
| 611A72-3 BELT ASSY. (FRONT SEAT COMPLETE) - Also refer to groups 60232-3 and 613B84 -- Cont'd | | | | | | | | | | | | | | | | | |
| Notes: ‡ R - Right hand, L - Left hand, \$ Ginger. † Incl. black buckle, % Incl. bright buckle, ▲ Jade, ■ Dark, ◆ Light, Ⓢ Incl. color keyed buckle, ● Chamois, ⊕ Use black | | | | | | | | | | | | | | | | | |
| 1976 | | | | | | | | | | | | | | | | | |
| F100/350 (Super Cab) -- w/o shoulder straps | R | † D6TZ 13611A72 | | | | | | | | | | | | | | | 1 |
| | L | † D6TZ 13611A73 | | | | | | | | | | | | | | | 1 |
| F500,F100/350-fleet option -- w/o shoulder straps-- "Before Ser. B25,001" | R/L | † D3TZ 50611A72 | | | | | | | | | | | | | | | 2 |
| "From Ser. B25,001" | R/L | † D6TZ 50611A72 | | | | | | | | | | | | | | | 2 |
| F100/350(Crew Cab) -- w/o shoulder straps | R | % D5TZ 25611A72 | | | | | | | | A | | | | | | | 1 |
| | L | % D5TZ 25611A73 | | | | | | | | A | | | | | | | 1 |
| | R | % D3TZ 25611A72 | | | | | | F | A | | | | | | | \$C | 1 |
| | L | % D3TZ 25611A73 | | | | | | F | A | | | | | | | \$C | 1 |
| F100/350 (Crew Cab) w/shoulder strap | R | % D5TZ 25611A72 | | | | | | G | | | | | | | | | 1 |
| | L | % D5TZ 25611A73 | | | | | | G | | | | | | | | | 1 |

| BODY TYPE | PART NUMBER LESS SUFFIX | COLORS AND APPLICABLE PART NUMBER SUFFIXES | | | | | | | | | | | | | Q T Y. | | | |
|---|----------------------------|--|-------|------|--------------|-------|------|-------|------|------|-----|--------|-----|-------|--------------|---|---|---|
| | | AQUA | BLACK | BLUE | CHAM- OIS | CREAM | GOLD | GREEN | GREY | JADE | RED | SADDLE | TAN | OTHER | | | | |
| 611A72-3 BELT ASSY. (FRONT SEAT COMPLETE) | | | | | | | | | | | | | | | | | | |
| Notes: R-right hand, L-left hand, † Incl. black buckle, ▲ Incl. bright finish buckle, ⊕ Use black | | | | | | | | | | | | | | | | | | |
| 1977 | | | | | | | | | | | | | | | | | | |
| E100/350 (exc. Cutaway cab) -- w/o flip seat "Before Ser. 040,001" | R | ▲ D6UZ 11611A72 | | | J | K | | | | | | | | | | M | 1 | |
| | L | ▲ D6UZ 11611A73 | | | J | K | | | | | | | | | | M | 1 | |
| | R | ▲ D7UZ 11611A72 | | | | | | | | | | | | | | A | 1 | |
| | L | ▲ D7UZ 11611A73 | | | | | | | | | | | | | | A | 1 | |
| "From Ser. 040,001 to Ser. Y20,001" | R | ▲ D7UZ 11611A72 | | | E | H | | | | | | | | | | F | J | 1 |
| | L | ▲ D7UZ 11611A73 | | | E | H | | | | | | | | | | F | D | 1 |
| "From Ser. Y20,001" | R | ▲ D7UZ 11611A72 | | | | H | | | | | | | | | | | | 1 |
| | R | ▲ D8UZ 11611A72 | | | D | | | | | | | | | | | A | B | 1 |
| | L | ▲ D7UZ 11611A73 | | | | H | | | | | | | | | | L | | 1 |
| | L | ▲ D8UZ 11611A73 | | | D | | | | | | | | | | | | B | 1 |
| E100/350 (exc. Cutaway cab) -- w/flip seat "Before Ser. 040,001" | R | ▲ D6UZ 11611A72 | | | N | | | | | | | | | | | | | 1 |
| "From Ser. 040,001 to Ser. Y20,001" | R | ▲ D7UZ 11611A72 | | | G | | | | | | | | | | | | | 1 |
| "From Ser. Y20,001" | R | ▲ D7UZ 11611A72 | | | M | | | | | | | | | | | | | 1 |
| E250/350 (Cut- away cab) | R/L | ▲ D6UZ 11611A72 | | | P | R | | | | | | | | | | | T | 2 |
| | R/L | ▲ D7UZ 11611A72 | | | | | | | | | | | | | | B | | 2 |
| F100/350 (Reg. Cab) w/shoulder straps "Before Ser. Y20,001" | R | † D6TZ 10611A72 | | | L | | | | | | | | | | | | | 1 |
| | L | † D6TZ 10611A73 | | | L | | | | | | | | | | | | | 1 |
| | R | ▲ D6TZ 10611A72 | | | M | ⊕ | | | | | P | | Z | R | | S | | 1 |
| | L | ▲ D6TZ 10611A73 | | | M | N | | | | | P | | Z | R | | S | | 1 |

**1973/79
TRUCK SERIES 100/500**

BODY SECTION 600 11

| BODY TYPE | PART NUMBER LESS SUFFIX | COLORS AND APPLICABLE PART NUMBER SUFFIXES | | | | | | | | | | | Q T Y. | | | |
|---|----------------------------|---|-------|------|--------------|-------|------|-------|------|------|-----|--------|--------------|-----|------------|---|
| | | AQUA | BLACK | BLUE | CHAM- OIS | CREAM | GOLD | GREEN | GREY | JADE | RED | SADDLE | | TAN | OTHER | |
| 611A72-3 BELT ASSY. (FRONT SEAT COMPLETE) — Cont'd | | | | | | | | | | | | | | | | |
| Notes: | | R—right hand, L—left hand, † Incl. black buckle, ▲ Incl. bright finish buckle, ⊕ Use black | | | | | | | | | | | | | | |
| 1977 | | | | | | | | | | | | | | | | |
| F100/350 (Reg. Cab) w/shoulder straps "From Ser. Y20,001" | R | † D7TZ 10611A72 | | A | | | | | | | | | | | | 1 |
| | L | † D7TZ 10611A73 | | A | | | | | | | | | | | | 1 |
| | R | ▲ D7TZ 10611A72 | | F | D | | | | | | | | E | | | 1 |
| | L | ▲ D7TZ 10611A73 | | F | D | | | | | | | | B | E | | 1 |
| | R | ▲ D8TZ 10611A72 | | | | | | | | | | H | G | | | 1 |
| | L | ▲ D8TZ 10611A73 | | | | | | | | | | H | | | | 1 |
| F100/350 (Super Cab) "Before Ser. C00,001" | R | † D6TZ 13611A72 | | D | | | | | | | | | | | | 1 |
| | L | † D6TZ 13611A73 | | D | | | | | | | | | | | | 1 |
| | R | † D8TZ 13611A72 | | A | | | | | | | | | | | | 1 |
| F100/350 (Crew Cab) -- w/o shoulder straps | R | ▲ D5TZ 25611A72 | | | | | | | | A | | | | | | 1 |
| | L | ▲ D5TZ 25611A73 | | | | | | | | A | | | | | | 1 |
| | R | ▲ D3TZ 25611A72 | | F | A | | | | | | | | D | | C (ginger) | 1 |
| | L | ▲ D3TZ 25611A73 | | F | A | | | | | | | | D | | C (ginger) | 1 |
| | R | ▲ D5TZ 25611A72 | | G | | | | | | | | | | | | 1 |
| | L | ▲ D5TZ 25611A73 | | G | | | | | | | | | | | | 1 |
| F100/500 -- w/o shoulder straps | R/L | † D6TZ 50611A72 | | A | | | | | | | | | | | | 2 |

| BODY TYPE | PART NUMBER LESS SUFFIX | COLORS AND APPLICABLE PART NUMBER SUFFIXES | | | | | | | | | | | Q T Y. | | | |
|--|----------------------------|---|------|-------|--------------|----------------|---------------|------|------|------|-----|--------|--------------|---------|---------|---|
| | | BLACK | BLUE | CAMEL | CHAM- OIS | CHAM- PAGNE | CORD- OVAN | GOLD | GREY | JADE | RED | RUSSET | | SADDLE | OTHER | |
| 611A72-3 BELT ASSY. (FRONT SEAT COMPLETE) | | | | | | | | | | | | | | | | |
| Notes: | | R—right hand, L—left hand, † Incl. black buckle, ▲ Incl. bright finish buckle ◊ light, @ medium, | | | | | | | | | | | | | | |
| 1978 | | | | | | | | | | | | | | | | |
| E100/350 (Exc. Cutaway cab) -- w/o flip seat "Before Ser. AJ0,001" | R | ▲ D7UZ 11611A72 | | K | | | | | | | | L | | | J (tan) | 1 |
| | L | ▲ D7UZ 11611A73 | | K | | | | | | | | L | | | | 1 |
| | L | ▲ D8UZ 11611A73 | | | | | | | | | | | | | B(tan) | 1 |
| | R | ▲ D8UZ 11611A72 | | L | K | | | | | | | | A | | B (tan) | 1 |
| | L | ▲ D8UZ 11611A73 | | D | H | | | | | | | | A | | G (tan) | 1 |
| | R | ▲ D8UZ 11611A72 | | L | K | | | | | | | | J | | H (tan) | 1 |
| E100/350 (Exc. Cutaway Cab) -- w/flip seat "Before Ser. AJ0,001" | L | ▲ D8UZ 11611A73 | | J | H | | | | | | | F | | G (tan) | 1 | |
| | R | ▲ D7UZ 11611A72 | | M | | | | | | | | | | | | 1 |
| | R | ▲ D8UZ 11611A72 | | E | | | | | | | | | | | | 1 |
| E250/350 (Cutaway Cab) "Before Ser. CE0,001" | R/L | ▲ D6UZ 11611A72 | | P | | | | | | | | | | | T (tan) | 2 |
| | R/L | ▲ D7UZ 11611A72 | | | | | | | | | | B | | | | 2 |
| | R/L | ▲ D8UZ 11611A72 | | | F | | | | | | | | | | | 2 |
| E250/350 (Cutaway cab) "From Ser. CE0,001" | R/L | ▲ D8UZ 27611A72 | | C | B | | | | | | | A | | | D (tan) | 2 |
| F100/350 (Reg. Cab) "Before Ser. CC0,001" | R | † D8TZ 10611A72 | | K | | | | | | | | | | | | 1 |
| | L | † D7TZ 10611A73 | | A | | | | | | | | | | | | 1 |
| | R | ▲ D7TZ 10611A72 | | F | | | | | | | | | C | | | 1 |
| | L | ▲ D7TZ 10611A73 | | F | | | | | | | | | | | | 1 |
| | R | ▲ D8TZ 10611A72 | | | A | | F | | | | | | | G | B | 1 |
| | L | ▲ D8TZ 10611A73 | | | | | | | | | | | | G | | 1 |

1973/79
TRUCK SERIES 100/500

| BODY TYPE | PART NUMBER LESS SUFFIX | COLORS AND APPLICABLE PART NUMBER SUFFIXES | | | | | | | | | | | Q T Y. | |
|---|----------------------------|--|------|-------|--------------|----------------|---------------|------|------|------|-----|--------|--------------|--------|
| | | BLACK | BLUE | CAMEL | CHAM- OIS | CHAM- PAGNE | CORD- OVAN | GOLD | GREY | JADE | RED | RUSSET | | SADDLE |
| 611A72-3 BELT ASSY. (FRONT SEAT COMPLETE) — Cont'd | | | | | | | | | | | | | | |
| Notes: | | R—right hand, L—left hand, † Incl. black buckle, ▲ Incl. bright finish buckle ◇ light, @ medium | | | | | | | | | | | | |
| 1978 | | | | | | | | | | | | | | |
| F100/350 (Reg. Cab) "From Ser. CC0,001" | L ▲ D8TZ 10611A73 | | A | | D | | | | | H | | B | | 1 |
| | R † D8TZ 10611A72 | K | | | | | | | | | | | | 1 |
| | L † D9TZ 10611A73 | G | | | | | | | | | | | | 1 |
| | R ▲ D8TZ 10611A72 | J | A | | F | | | | H | ◇G | | B | | 1 |
| | L ▲ D8TZ 10611A73 | | E | | D | | | | H | ◇G | | B | | 1 |
| | L ▲ D9TZ 10611A73 | F | | | | | | | | | | | | 1 |
| | R ▲ D8TZ 10611A72 | | | | | | | | | @E | | | | 1 |
| | L ▲ D8TZ 10611A73 | | | | | | | | | @C | | | | 1 |
| F100/350 (Super Cab) "Before Ser. AJ0,001" | R † D8TZ 13611A72 | B | | | | | | | | | | | | 1 |
| | L † D7TZ 13611A73 | A | | | | | | | | | | | | 1 |
| | R † D8TZ 13611A72 | B | | | | | | | | | | | | 1 |
| F100/350 (Crew Cab) -- w/o shoulder straps | R ▲ D3TZ 25611A72 | F | A | | | | | | | | D | | C (ginger) | 1 |
| | L ▲ D3TZ 25611A73 | F | A | | | | | | | | D | | C (ginger) | 1 |
| | R ▲ D5TZ 25611A72 | | | | | | | | | | | | A (green) | 1 |
| | L ▲ D5TZ 25611A73 | | | | | | | | | | | | A (green) | 1 |
| | R ▲ D5TZ 25611A72 | G | | | | | | | | | | | | 1 |
| -- w/shoulder straps | L ▲ D5TZ 25611A73 | G | | | | | | | | | | | | 1 |

| BODY TYPE | PART NUMBER LESS SUFFIX | COLORS AND APPLICABLE PART NUMBER SUFFIXES | | | | | | | | | | | Q T Y. | | |
|--|----------------------------|--|-------|------|-------|--------------|---------------|------|------|------|---------------|-----|--------------|-----------|-------|
| | | BERYL | BLACK | BLUE | CAMEL | CHAM- OIS | CORD- OVAN | GOLD | GREY | JADE | PINE GREEN | RED | | WHITE | OTHER |
| 611A72-3 BELT ASSY. (FRONT SEAT COMPLETE) | | | | | | | | | | | | | | | |
| Notes: | | R—Right hand, L—Left hand, † Incl. black buckle, ▲ Incl. bright finish buckle | | | | | | | | | | | | | |
| 1979 | | | | | | | | | | | | | | | |
| E100/350 (Exc. Cutaway cab) -- w/o flip seat "Before Ser. EJ0,001" | R ▲ D8UZ 11611A72 | | L | K | | | | | | J | | | | 1 | |
| | L ▲ D8UZ 11611A73 | | J | H | | | | | | F | | | | 1 | |
| | R ▲ D9UZ 11611A72 | | | | | | | | | | | | A (sand) | 1 | |
| | L ▲ D9UZ 11611A73 | | | | | | | | | | | | F (sand) | 1 | |
| | R ▲ D9UZ 11611A72 | | | | | | | | | | | | B (saddle) | 1 | |
| | L ▲ D9UZ 11611A73 | | | | | | | | | | | | B (saddle) | 1 | |
| | R ▲ D9UZ 11611A72 | | H | E | | | | | | D | | | | F(saddle) | 1 |
| | L ▲ D9UZ 11611A73 | | G | D | | | | | | C | | | | G(sand) | 1 |
| E100/350 (Exc. Cutaway cab) -- w/flip seat "Before Ser. EJ0,001" | R † D8UZ 11611A72 | | C | | | | | | | | | | | 1 | |
| | R † D9UZ 11611A72 | | J | | | | | | | | | | | 1 | |
| E250/350 (Cutaway cab) | R/L ▲ D8UZ 27611A72 | | C | B | | | | | | A | | | | 2 | |
| | R/L ▲ D9UZ 27611A72 | | | | | | | | | | | | A (sand) | 2 | |
| | R/L ▲ D9UZ 27611A72 | | | | | | | | | | | | B (saddle) | 2 | |
| F100/350 (Reg. Cab) "Before Ser. EA0,001" | R † D8TZ 10611A72 | | K | | | | | | | | | | | 1 | |
| | L † D9TZ 10611A73 | | G | | | | | | | | | | | 1 | |
| | R ▲ D8TZ 10611A72 | | J | A | | | | | | H | | G | | 1 | |
| | L ▲ D8TZ 10611A73 | | F | E | | | | | | H | | G | | 1 | |
| | R ▲ D9TZ 10611A72 | | | | | | | | B | | | | A (sand) | 1 | |
| | L ▲ D9TZ 10611A73 | | | | | | | | B | | | | A (sand) | 1 | |

**1973/79
TRUCK SERIES 100/500**

BODY SECTION 600 13

| BODY TYPE | PART NUMBER LESS SUFFIX | COLORS AND APPLICABLE PART NUMBER SUFFIXES | | | | | | | | | | | | Q T Y. |
|-----------|----------------------------|--|-------|------|-------|--------------|---------------|------|------|------|---------------|-----|-------|--------------|
| | | BERYL | BLACK | BLUE | CAMEL | CHAM- OIS | CORD- OVAN | GOLD | GREY | JADE | PINE GREEN | RED | WHITE | |

611A72-3 BELT ASSY. (FRONT SEAT COMPLETE) — Cont'd
Notes: R—Right hand, L—Left hand, † Incl. black buckle, ▲ Incl. bright finish buckle

1979

| | | | | | | | | | | | | | | | | | | |
|---|---|--------|----------|--|---|---|--|--|---|--|---|---|---|--|--|--|------------|---|
| F100/350 (Reg. Cab) "From Ser. EA0,001" | R | † D8TZ | 10611A72 | | J | | | | | | | | | | | | | 1 |
| | L | † D9TZ | 10611A73 | | G | | | | | | | | | | | | | 1 |
| F100/350 (Super Cab) | R | ▲ D8TZ | 10611A72 | | J | A | | | | | H | G | | | | | | 1 |
| | R | ▲ D9TZ | 10611A72 | | | | | | B | | | | | | | | A(sand) | 1 |
| | L | ▲ D9TZ | 10611A73 | | F | E | | | B | | C | | D | | | | A (sand) | 1 |
| | L | † D8TZ | 13611A72 | | B | | | | | | | | | | | | | 1 |
| F100/350 (Crew Cab) -- w/o shoulder straps | R | † D8TZ | 13611A72 | | B | | | | | | | | | | | | | 1 |
| | R | ▲ D3TZ | 25611A72 | | F | A | | | | | | | D | | | | C (ginger) | 1 |
| -- w/shoulder straps | L | ▲ D3TZ | 25611A73 | | F | A | | | | | | | D | | | | C (ginger) | 1 |
| | R | ▲ D5TZ | 25611A72 | | | | | | | | | | | | | | A (green) | 1 |
| | L | ▲ D5TZ | 25611A73 | | | | | | | | | | | | | | A (green) | 1 |
| | R | ▲ D5TZ | 25611A72 | | G | | | | | | | | | | | | | 1 |
| | L | ▲ D5TZ | 25611A73 | | G | | | | | | | | | | | | | 1 |

| YEAR | MODEL/RESTRICTIONS | PART NUMBER | DESCRIPTION | QTY. |
|------|--------------------|-------------|-------------|------|
|------|--------------------|-------------|-------------|------|

1973-1976

Front seat belt attaching hardware is illustrated by vehicle and year in Section 620
of the Light Truck Illustrations Catalog.

OUTBOARD BELT

| | | | | |
|-------|------------------------------------|-------------|--|---|
| 73/74 | E100/300 | 382627-S100 | (UU-156)-bolt-pan head, tapping-7/16"-20 x 1 3/4" | 2 |
| | | 354959-S | (XX-178-C)-washer-rubber-7/16" | 4 |
| | | 382629-S100 | (XX-173-AA)-washer-flat steel-29/64" | 2 |
| 76 | E100/350 -- 2nd, 3rd and 4th seats | 386274-S100 | (UU-156-A) bolt -pan head, tapping 7/16 -20 x 1 3/4 | 3 |
| 75 | E100/350 -- w/flip seat | 382580-S100 | (XX-173-B) washer -flat 7/16" | 3 |
| 75 | E100/350 -- w/o flip seat | 386276-S100 | (UU-156-E)-bolt-pan head, tapping 7/16 -20 x 1 3/4 | 3 |
| 73/74 | F100/350 (Regular or Crew Cab) | 386273-S100 | (UU-170-A)-bolt-pan head-tapping-7/16"-20 x 1 3/8" | 2 |
| 76 | F100/350 (Regular Cab) | 382624-S100 | (UU-170)-bolt-pan head, tapping-7/16"-20 x 1 3/8" | 2 |
| | | 386274-S100 | (UU-156-A)-bolt -pan head, tapping 7/16"-20 x 1 3/4" | 2 |
| 73/74 | F500 | 382580-S100 | (XX-173-B)-washer-flat 7/16" | 2 |
| | | 382627-S100 | (UU-156)-bolt-pan head, tapping-7/16"-20 x 1 3/4" | 2 |
| | | 354959-S | (XX-178-C)-washer-rubber-7/16" | 4 |
| | | 382629-S100 | (XX-173-AA)-washer-flat steel-29/64" | 2 |
| 75 | F100/350 (Regular or Crew Cab) | 381586-S2 | (UU-89-D)-screw-self-tapping-7/16" | 2 |
| 74/76 | F100/350 (Super Cab) | 386273-S100 | (UU-170-A)-bolt-pan head, tapping-7/16"-20 x 1 3/8" | 2 |
| 75 | F500 (Regular Cab) | 384966-S100 | (UU-171)-screw-self-tapping-7/16" -20 x 1 3/4" | 2 |
| | | 386274-S100 | (UU-156-A)-bolt-pan head, tapping- 7/16"-20 x 1 3/4" | 2 |
| | | 382629-S100 | (XX-173-AA)-washer-flat steel-29/64" | 2 |
| | | 381586-S2 | (UU-89-D)-screw-self-tapping-No.8-18 x 7/16" | 2 |

INBOARD BELT

| | | | | |
|-------|--------------------------------|-------------|--|---|
| 73/74 | E100/300 | 382627-S100 | (UU-156)-bolt-pan head, tapping-7/16"-20 x 1 3/4" | 2 |
| | | 382582-S100 | (XX-179-A)-washer-rubber-1/2" | 2 |
| | | 382629-S100 | (XX-173-AA)-washer-flat steel-29/64" | 2 |
| 75 | E100/350 | 386276-S100 | (UU-156-E)-bolt-pan head, tapping-7/16"-20 x 1 9/32" | 2 |
| 73/74 | F100/500 (Regular or Crew Cab) | 382624-S100 | (UU-170)-bolt-pan head, tapping-7/16"-20 x 1 3/8" | 2 |
| 75 | F100/500 (Regular or Crew Cab) | 386273-S100 | (UU-170-A)- bolt-pan head, tapping-7/16"-20 x 1 3/8" | 2 |
| 74 | F100/350 (Super Cab) | 385567-S100 | (UU-156-F)-bolt-shoulder head, tapping-7/16"-20 x 1 3/4" | 2 |
| 75 | F100/350 (Super Cab) | 386276-S100 | (UU-156-E)-bolt-pan head, tapping -7/16"-20 x 1 9/32" | 2 |

SHOULDER STRAPS

| | | | | |
|-------|--------------------------------|----------------|--|---|
| 73/76 | E100/350 | | Refer to group 60232-3 | |
| 73/74 | F100/350 (Regular or Crew Cab) | 382626-S100 | (UU-175)-bolt-pan head tapping-3/8"-16 x 1 1/2" | 2 |
| | | C7AZ 6260228-B | Spacer | 2 |
| 75 | F100/350 (Regular Cab) | 386274-S100 | (UU-170)-bolt-pan head tapping -7/16"-20 x 1 3/4" | 2 |
| 74 | F100/350 (Super Cab) | 385567-S100 | (UU-156-F)-bolt-shoulder head tapping-7/16"-20 x 1 3/4" | 2 |
| 75 | F100/350 (Super Cab) | 386276-S100 | (UU-156-E)-bolt-pan head tapping -7/16"-20 x 1 9/32" | 2 |
| 75 | F250/350 (Crew Cab) | 386278-S100 | (UU-156-G)-bolt-pan head-shoulder tapping-3/8"-16 x 1 1/2" | 2 |
| | | C7AZ 6260228-B | Spacer | 2 |

APRIL, 1980

COPYRIGHT © 1980—

FORD MOTOR

—DEARBORN, MICHIGAN

COMPANY


CHANGE 1

1973/79 TRUCK SERIES 100/500

52101

SUPPORT ROOF HEADLINING — Cont'd

STEP NO. 1



BEND TO FIT CONTOUR OF ROOF

NOTE: FIT ROOF HEADLINING SUPPORT TIGHT AGAINST ROOF SOUND ABSORBER WHEN CUSTOM BENDING AND CUTTING ARE COMPLETED.

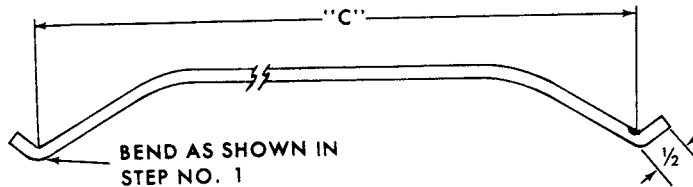
NOTE: DETERMINE "A" AND "B" DIMENSIONS AT TIME OF INSTALLATION BY BENDING TO FIT CONTOUR OF ROOF

STEP NO. 2



BEND TO FIT CONTOUR OF ROOF

STEP NO. 3

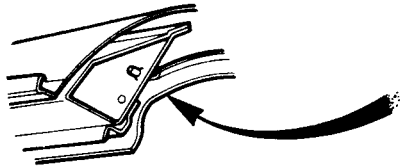



BEND AS SHOWN IN STEP NO. 1

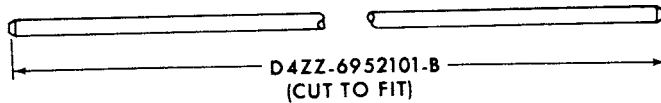
NOTE: DETERMINE "C" DIMENSION AT TIME OF INSTALLATION.

STEP NO. 4

CUT OFF EXCESS STOCK



NOTE: IN ORDER TO MAINTAIN MAXIMUM HEADROOM OVER THE DRIVER AND ENSURE WRINKLE FREE HEADLINING, INSERT THE SUPPORT ENDS INTO THE UPPER HOLES.



**USED ONLY FOR SLIDING ROOF PANEL ON 1974/ MUSTANG
AND 1971/ BOBCAT AND PINTO**

**1973/79
TRUCK SERIES 100/500**

BODY SECTION 600 15

| YEAR | MODEL/RESTRICTIONS | PART NUMBER | DESCRIPTION | QTY. | | | | | | | | | | | | | |
|--|--|----------------------------|--|-------|-------|------|------|-------|--------|-----|--------|--------|-----|-------|-------|-----|---|
| 61320-1 SUPPORT (REAR SEAT CUSHION BACK PIVOT) | | | | | | | | | | | | | | | | | |
| 74/ | F100/350 (Super Cab) -- w/forward facing seat | (RH) D4TZ 1361320-A | (LH) D4TZ 1361321-A | 1 | | | | | | | | | | | | | |
| 613B26 ESCUTCHEON (REAR SEAT BACK LATCH HANDLE) | | | | | | | | | | | | | | | | | |
| 74 | F100/350 (Super Cab) -- w/forward facing seat | D4TZ 10613B26-C | Black | 1 | | | | | | | | | | | | | |
| | | D4TZ 10613B26-D | Blue | 1 | | | | | | | | | | | | | |
| | | D4TZ 10613B26-A | Ginger | 1 | | | | | | | | | | | | | |
| | | D4TZ 10613B26-B | Green | 1 | | | | | | | | | | | | | |
| 75 | F100/350 (Super Cab) -- w/forward facing seat | D4TZ 10613B26-C | Black | 1 | | | | | | | | | | | | | |
| | | D4TZ 10613B26-D | Blue | 1 | | | | | | | | | | | | | |
| | | D5TZ 10613B26-C | Coral | 1 | | | | | | | | | | | | | |
| | | D4TZ 10613B26-A | Ginger | 1 | | | | | | | | | | | | | |
| | | D5TZ 10613B26-D | Gold | 1 | | | | | | | | | | | | | |
| | | D5TZ 10613B26-B | Green | 1 | | | | | | | | | | | | | |
| | | D5TZ 10613B26-A | Red | 1 | | | | | | | | | | | | | |
| 76/77 | F100/350 (Super Cab) -- w/forward facing seat | D4TZ 10613B26-C | Black | 1 | | | | | | | | | | | | | |
| | | D4TZ 10613B26-D | Blue | 1 | | | | | | | | | | | | | |
| | | D5TZ 10613B26-B | Green | 1 | | | | | | | | | | | | | |
| | | D6TZ 13613B26-A | Jade | 1 | | | | | | | | | | | | | |
| | | D6TZ 13613B26-C | Red | 1 | | | | | | | | | | | | | |
| 78 | F100/350 (Super Cab) -- w/forward facing seat | D4TZ 10613B26-C | Black | 1 | | | | | | | | | | | | | |
| | | D8TZ 13613B26-B | Blue | 1 | | | | | | | | | | | | | |
| | | D8TZ 13613B26-C | Chamois | 1 | | | | | | | | | | | | | |
| | | D6TZ 13613B26-A | Jade | 1 | | | | | | | | | | | | | |
| | | D6TZ 13613B26-C | Red (light) | 1 | | | | | | | | | | | | | |
| | | D8TZ 13613B26-D | Red (medium) | 1 | | | | | | | | | | | | | |
| 79 | F100/350 (Super Cab) -- w/forward facing seat | D4TZ 10613B26-C | Black | 1 | | | | | | | | | | | | | |
| | | D8TZ 13613B26-B | Blue | 1 | | | | | | | | | | | | | |
| | | D9TZ 13613B26-B | Cordovan | 1 | | | | | | | | | | | | | |
| | | D6TZ 13613B26-A | Jade | 1 | | | | | | | | | | | | | |
| | | D8TZ 13613B26-D | Red | 1 | | | | | | | | | | | | | |
| | | D9TZ 13613B26-A | Sand | 1 | | | | | | | | | | | | | |
| 613B30 BUMPER (REAR SEAT BACK LATCH) | | | | | | | | | | | | | | | | | |
| 74/77 | F100/350 (Super Cab) -- w/forward facing seat | D1ZZ 63613B30-A | | 1 | | | | | | | | | | | | | |
| 613A64 RETAINER (REAR SEAT FRAME TO FLOOR) | | | | | | | | | | | | | | | | | |
| 75/77 | E100/350 -- 4th row seat | D5UZ 22613A64-A | | 4 | | | | | | | | | | | | | |
| 613A70 PLATE (REAR SEAT BACK BUMPER) | | | | | | | | | | | | | | | | | |
| 74/ | F100/350 (Super Cab) -- w/center facing seats | D4TZ 13613A70-A | | 2 | | | | | | | | | | | | | |
| 61382-3 LATCH ASSY. (REAR SEAT BACK RELEASE) | | | | | | | | | | | | | | | | | |
| 74/ | F100/350 (Super Cab) -- w/forward facing seat | D4TZ 1061382-A | | 1 | | | | | | | | | | | | | |
| 78/ | E100/350 -- w/quick disconnect rear seat "From Ser. CA0.001" | (RH) D8UZ 1261382-B | (LH) D8UZ 1261383-B | 1 | | | | | | | | | | | | | |
| BODY TYPE | LOC. | PART NUMBER LESS SUFFIX | COLORS AND APPLICABLE PART NUMBER SUFFIXES | | | | | | | | | | Q | | | | |
| | ‡ | | AVO- | BEIGE | BLACK | BLUE | GOLD | GREEN | ORANGE | RED | SADDLE | SILVER | TAN | WHITE | OTHER | T | |
| | | | CADO | | | | | | | | | | | | | Y. | |
| 613B84-5 BELT ASSY. (REAR SEAT COMPLETE) - Also refer to groups 60126, 60232-3, 611B60-6 and 611A72-3 | | | | | | | | | | | | | | | | | |
| Notes: | | | | | | | | | | | | | | | | | |
| ‡ R - Right hand, L - Left hand, C - Center, \$ Ginger, † Incl. black buckle, ▲ Jade, | | | | | | | | | | | | | | | | | |
| % Incl. bright finish buckle, φ Incl. color keyed buckle, ⊕ Use black | | | | | | | | | | | | | | | | | |
| 1973/74 | | | | | | | | | | | | | | | | | |
| E100/300 -- 2nd row seats | R/L | D3UZ 22613B84 | | | | H | E | | G | | | | | | | \$F | 2 |
| | C | D3UZ 22613B84 | | | | D | A | | C | | | | | | | \$B | 1 |

APRIL, 1980

COPYRIGHT © 1980-

FORD MOTOR
COMPANY

-DEARBORN, MICHIGAN

CHANGE 1

1973/79
TRUCK SERIES 100/500

BODY SECTION 600 17

| BODY TYPE | LOC. ‡ | PART NUMBER LESS SUFFIX | COLORS AND APPLICABLE PART NUMBER SUFFIXES | | | | | | | | | | | | Q T Y. |
|--|-----------|----------------------------|--|-------|-------|------|------|-------|--------|-----|--------|--------|-----|-------|--------------|
| | | | AVO CADO | BEIGE | BLACK | BLUE | GOLD | GREEN | ORANGE | RED | SADDLE | SILVER | TAN | WHITE | |
| 613B84-5 BELT ASSY. (REAR SEAT COMPLETE) - Also refer to groups 60126, 60232-3, 611B60-6 and 611A72-3 - Cont'd Notes: ‡ R - Right hand, L - Left hand, C - Center, \$ Ginger, † Incl. black buckle, ▲ Jade, % Incl. bright buckle, φ Incl. color keyed buckle | | | | | | | | | | | | | | | |
| 1975 | | | | | | | | | | | | | | | |
| F100/350 (Super Cab) -- w/ forward facing seat | R/L | D4TZ 10613B84 | | | | A | | | | | | | | | 2 |
| | C | D4TZ 10611B66 | | | | A | | | | | | | | | 1 |
| 1976 | | | | | | | | | | | | | | | |
| E100/350 -- 2nd row seat | R/L | % D6UZ 11613B84 | | | | T | | | V | | | | W | | 2 |
| | R/L | % D7UZ 11613B84 | | | | | | L | | | | | | | |
| E100/350 -- 3rd row seat | R/L | % D6UZ 11613B84 | | | X | Y | | | Z | | | | AA | | 2 |
| E100/350 -- 4th row seat | R/L | % D6UZ 11613B84 | | | AB | AC | | | AD | | | | AE | | 2 |
| F100/350(Super Cab) -- w/forward facing seat | R/L | † D6TZ 13613B84 | | | | D | | | | | | | | | 2 |
| F100/350 (Super Cab) w/forward facing seat -- w/o shoulder straps | R/L | % D6TZ 13613B84 | | | | E | | | | | | | | | 2 |
| F100/350(Super Cab) -- w/center facing seats | R/L | † D6TZ 13613B84 | | | | C | | | | | | | | | 2 |
| F250/350 (Crew Cab) -- w/o shoulder straps | R | † D6TZ 25613B84 | | | | A | | | | | | | | | 1 |
| | L | † D6TZ 25613B85 | | | | A | | | | | | | | | 1 |
| 1977 | | | | | | | | | | | | | | | |
| E100/350 -- 2nd row seat "Before Ser. 040,001" | R/L | % D6UZ 11613B84 | | | | T | U | | | | | | W | | 2 |
| | R/L | % D7UZ 11613B84 | | | | | | | | | | | | ▲A | 2 |
| E100/350 -- 2nd row seat-- "From Ser. 040,001" | R/L | † D7UZ 11613B84 | | | | | L | | | | | | | | 2 |
| | R/L | † D8UZ 11613B84 | | | | C | | | | | | F | | ▲D | 2 |
| E100/350 -- 3rd row seat "Before Ser. 040,001" | R/L | % D6UZ 11613B84 | | | X | Y | | | | | | AA | | | 2 |
| | R/L | % D7UZ 11613B84 | | | | | | | | | | | | ▲B | 2 |
| E100/350 -- 3rd row seat--"From Ser. 040,001" | R/L | † D7UZ 11613B84 | | | | F | D | | | | | E | | ▲B | 2 |
| E100/350 -- 4th row seat-- "Before Ser. 040,001" | R/L | % D6UZ 11613B84 | | | AB | AC | | | | | | AE | | | 2 |
| | R/L | % D7UZ 11613B84 | | | | | | | | | | | | ▲C | 2 |
| E100/350 -- 4th row seat--"From Ser. 040,001" | R/L | % D7UZ 11613B84 | | | | | G | | | | | H | | ▲C | 2 |
| | R/L | % D8UZ 11613B84 | | | | T | | | | | | | | | 2 |
| F100/350 (Super Cab) -- w/forward facing seat-- "Before Ser. 040,001" | R/L | † D6TZ 13613B84 | | | | D | | | | | | | | | 2 |
| F100/350 (Super Cab) -- w/forward facing seat--"From Ser. 040,001" | R/L | † D7TZ 13613B84 | | | | B | | | | | | | | | 2 |
| F100/350 (Super Cab) -- w/center facing seats-- "Before Ser. 040,001" | R/L | † D6TZ 13613B84 | | | | C | | | | | | | | | 2 |
| "From Ser. 040,001" | R/L | † D7TZ 13613B84 | | | | A | | | | | | | | | 2 |

1973/79
TRUCK SERIES 100/500

| BODY TYPE | LOC. | PART NUMBER LESS SUFFIX | COLORS AND APPLICABLE PART NUMBER SUFFIXES | | | | | | | | | | | | Q T Y. | | |
|-----------|------|--|--|-------|-------|------|------|-------|--------|-----|--------|--------|-----|-------|--------------|-------|--|
| | | | AVO- CADO | BEIGE | BLACK | BLUE | GOLD | GREEN | ORANGE | RED | SADDLE | SILVER | TAN | WHITE | | OTHER | |
| 613B84-5 | | BELT ASSY. (REAR SEAT COMPLETE) - Also refer to groups 60126, 60232-3, 611B60-6 and 611A72-3 - Cont'd | | | | | | | | | | | | | | | |
| Notes: | | ‡ R - Right hand, L - Left hand, C - Center, \$ Ginger, † Incl. black buckle, ▲ Jade, % Incl. bright finish buckle, ϕ Incl. color keyed buckle | | | | | | | | | | | | | | | |

1977

| | | | | | | | | | | | | | | | | | | |
|--|---|-----------------|--|--|--|--|--|--|--|--|--|--|--|--|--|--|--|---|
| F250/350 (Crew Cab) "Before Ser. 060,001" | R | † D6TZ 25613B84 | | | | | | | | | | | | | | | | 1 |
| | L | † D6TZ 25613B85 | | | | | | | | | | | | | | | | 1 |
| | C | † D6TZ 10611B60 | | | | | | | | | | | | | | | | 1 |
| "From Ser. 060,001" | R | † D7TZ 25613B84 | | | | | | | | | | | | | | | | 1 |
| | L | † D7TZ 25613B85 | | | | | | | | | | | | | | | | 1 |
| | C | † D7TZ 10611B60 | | | | | | | | | | | | | | | | 1 |

| BODY TYPE | PART NUMBER LESS SUFFIX | COLORS AND APPLICABLE PART NUMBER SUFFIXES | | | | | | | | | | | | Q T Y. | | | | |
|-----------|---|--|------|-------|--------------|----------------|----------------|------|------|------|-----|--------|--------|--------------|-------|--|--|--|
| | | BLACK | BLUE | CAMEL | CHAM- OIS | CHAM- PAGNE | CORD- IOVAN | GOLD | GREY | JADE | RED | RUSSET | SADDLE | | OTHER | | | |
| 613B84-5 | BELT ASSY. (REAR SEAT COMPLETE) | | | | | | | | | | | | | | | | | |
| Notes: | R-Right hand, L-Left hand, † Incl. black buckle, ▲ Incl. bright finish buckle | | | | | | | | | | | | | | | | | |

1978

| | | | | | | | | | | | | | | | | | | | | |
|---|-----|-----------------|---|---|--|--|--|--|--|--|--|--|--|--|--|--|--|---------|---------|---|
| E100/350 -- 2nd row 5 and 8 pass. w/retractor | R/L | ▲ D8UZ 11613B84 | F | C | | | | | | | | | | | | | | E (tan) | 2 | |
| E100/350 -- 2nd row 12 and 15 pass. 3rd row all wagons 4th row 15 pass. w/o retractor | R/L | ▲ D7UZ 11613B84 | F | | | | | | | | | | | | | | | B | E (tan) | 2 |
| | R/L | ▲ D8UZ 11613B84 | | A | | | | | | | | | | | | | | | | 2 |
| E100/350 -- 4th row 12 pass. except 12 and 15 pass. Super wagon-w/o retractor "Before Ser. CE0,001" | R/L | ▲ D7UZ 11613B84 | J | | | | | | | | | | | | | | | C | H (tan) | 2 |
| | R/L | ▲ D8UZ 11613B84 | | B | | | | | | | | | | | | | | | | 2 |
| "From Ser. CE0,001" | R/L | ▲ D8UZ 11613B84 | T | S | | | | | | | | | | | | | | R | U (tan) | 2 |
| E100/350 -- 4th row 12 pass. Super wagon and 5th row 15 pass. Super wagon -w/o retractor "Before Ser. CE0,001" | R/L | ▲ D8UZ 15613B84 | L | G | | | | | | | | | | | | | | J | M (tan) | 4 |
| "From Ser. CE0,001" | R/L | ▲ D8UZ 15613B84 | L | K | | | | | | | | | | | | | | J | M (tan) | 4 |
| E100/350 -- w/quick disconnect 2nd and 3rd row pass. seat except 12 and 15 pass. o/board position "Before Ser. CE5,001" | R/L | ▲ D8UZ 11613B84 | P | | | | | | | | | | | | | | | L | M (tan) | 2 |
| | R/L | ▲ D9UZ 11613B84 | | K | | | | | | | | | | | | | | | | 2 |
| "From Ser. CE5,001" | R/L | ▲ D8UZ 11613B84 | P | | | | | | | | | | | | | | | L | V (tan) | 2 |
| | R/L | ▲ D9UZ 11613B84 | | K | | | | | | | | | | | | | | | | 2 |
| E100/350 -- w/quick disconnect 3rd and 4th row pass. seats and 2nd row 12 and 15 pass. o/board position | R/L | ▲ D8UZ 11613B84 | K | J | | | | | | | | | | | | | | G | H (tan) | 2 |
| F100/350 (Super Cab) -- w/center facing seat | R/L | † D7TZ 13613B84 | A | | | | | | | | | | | | | | | | | 2 |
| -- w/forward facing seat "Before Ser. CE0,001" | R/L | † D7TZ 13613B84 | B | | | | | | | | | | | | | | | | | 2 |

**1973/79
TRUCK SERIES 100/500**

BODY SECTION 600 19

| BODY TYPE | PART NUMBER LESS SUFFIX | COLORS AND APPLICABLE PART NUMBER SUFFIXES | | | | | | | | | | | | Q T Y. | |
|---|----------------------------|--|------|-------|--------------|----------------|---------------|------|------|------|-----|--------|--------|--------------|-------|
| | | BLACK | BLUE | CAMEL | CHAM- OIS | CHAM- PAGNE | CORD- OVAN | GOLD | GREY | JADE | RED | RUSSET | SADDLE | | OTHER |
| 613B84-5 BELT ASSY. (REAR SEAT COMPLETE) -- Cont'd | | | | | | | | | | | | | | | |
| Notes: R-Right hand, L-Left hand, † Incl. black buckle, ▲ Incl. bright finish buckle | | | | | | | | | | | | | | | |
| 1978 | | | | | | | | | | | | | | | |
| F100/350 (Super Cab) -- w/center facing seat | R/L † D8TZ 13613B84 | A | | | | | | | | | | | | | 2 |
| -- w/forward facing seat | R/L † D8TZ 13613B84 | B | | | | | | | | | | | | | 2 |
| F250/350 (Crew Cab) | R † D7TZ 25613B84 | A | | | | | | | | | | | | | 1 |
| | L † D7TZ 25613B85 | A | | | | | | | | | | | | | 1 |

| BODY TYPE | PART NUMBER LESS SUFFIX | COLORS AND APPLICABLE PART NUMBER SUFFIXES | | | | | | | | | | | | Q T Y. | |
|--|----------------------------|--|-------|------|-------|--------------|---------------|------|------|------|---------------|-----|------------|--------------|-------|
| | | BERYL | BLACK | BLUE | CAMEL | CHAM- OIS | CORD- OVAN | GOLD | GREY | JADE | PINE GREEN | RED | WHITE | | OTHER |
| 613B84-5 BELT ASSY. (REAR SEAT COMPLETE) | | | | | | | | | | | | | | | |
| Notes: R-Right hand, L-Left hand, † Incl. black buckle, ▲ Incl. bright finish buckle | | | | | | | | | | | | | | | |
| 1979 | | | | | | | | | | | | | | | |
| E100/350 -- 2nd row 5 and 8 pass. w/retractor | R/L ▲ D8UZ 11613B84 | | F | C | | | | | | D | | | | | 2 |
| E100/350 -- 2nd row 12 and 15 pass. 3rd row all wagons 4th row 15 pass. -w/o retractor | R/L ▲ D7UZ 11613B84 | | F | | | | | | | B | | | | | 2 |
| | R/L ▲ D8UZ 11613B84 | | | A | | | | | | | | | | | 2 |
| E100/350 -- 4th row 12 pass. except 12 and 15 pass. Super Wagon-w/o retractor | R/L ▲ D8UZ 11613B84 | | T | S | | | | | | R | | | | | 2 |
| | R/L ▲ D9UZ 11613B84 | | | | | | | | | | | | A (sand) | | 2 |
| | R/L ▲ D9UZ 11613B84 | | | | | | | | | | | | B (saddle) | | 2 |
| E100/350 -- 4th row 12 pass. Super wagon and 5th row 15 pass. Super wagon -w/o retractor | R/L ▲ D8UZ 15613B84 | | L | K | | | | | | J | | | | | 4 |
| | R/L ▲ D9UZ 15613B84 | | | | | | | | | | | | A (sand) | | 4 |
| | R/L ▲ D9UZ 15613B84 | | | | | | | | | | | | B (saddle) | | 4 |
| E100/350 -- w/quick disconnect 2nd and 3rd row pass. seat except 12 and 15 pass. o/board position "Before Ser. DG0,001" | R/L ▲ D8UZ 11613B84 | | P | N | | | | | | L | | | | | 2 |
| | R/L ▲ D9UZ 11613B84 | | | | | | | | | | | | E (sand) | | 2 |
| | R/L ▲ D9UZ 11613B84 | | | | | | | | | | | | F (saddle) | | 2 |
| "From Ser. DG0,001" | R/L ▲ D8UZ 11613B84 | | | | | | | | | L | | | | | 2 |
| | R/L ▲ D9UZ 11613B84 | | L | K | | | | | | | | | E (sand) | | 2 |
| | R/L ▲ D9UZ 11613B84 | | | | | | | | | | | | F (saddle) | | 2 |
| E100/350 -- w/quick disconnect 3rd and 4th row pass. seats, 2nd row 12 and 15 pass. o/board position | R/L ▲ D8UZ 11613B84 | | K | J | | | | | | G | | | | | 2 |
| | R/L ▲ D9UZ 11613B84 | | | | | | | | | | | | C (sand) | | 2 |
| | R/L ▲ D9UZ 11613B84 | | | | | | | | | | | | D (saddle) | | 2 |

1973/79
TRUCK SERIES 100/500

| BODY TYPE | PART NUMBER LESS SUFFIX | COLORS AND APPLICABLE PART NUMBER SUFFIXES | | | | | | | | | | | Q T Y. | |
|---|---|--|-------|-------------|-------|--------------|---------------|------|------|------|---------------|-----|--------------|-------|
| | | BERYL | BLACK | BLUE | CAMEL | CHAM- OIS | CARD- OVAN | GOLD | GREY | JADE | PINE GREEN | RED | | WHITE |
| 613B84-5 | BELT ASSY. (REAR SEAT COMPLETE) — Cont'd | | | | | | | | | | | | | |
| Notes: | R—Right hand, L—Left hand, † Incl. black buckle, ▲ Incl. bright finish buckle | | | | | | | | | | | | | |
| 1979 | | | | | | | | | | | | | | |
| E100/350 -- 2nd row Captain's Chair "Before Ser. EG0,001" | R/L | ▲ D9UZ 11613B84 | | | | H | | | | | | | G(sand) | 2 |
| | R/L | ▲ D9UZ 11613B84 | | | | | | | | | | | J(saddle) | 2 |
| | R/L | ▲ E0UZ 11613B84 | | J | N | | | | | | | | | 2 |
| "From Ser. EG0,001" | R/L | ▲ E0UZ 11613B84 | | J | N | | | | M | | | | H(sand) | 2 |
| | R/L | ▲ E0UZ 11613B84 | | | | | | | | | | | K(saddle) | 2 |
| E100/350 -- w/ bench bed exc. 5 pass. | R/L | ▲ D9UZ 12613B84 | | A | | | | | | | | | | 2 |
| F100/350 (Super Cab) -- w/center facing seats | R/L | ▲ D8TZ 13613B84 | | A | | | | | | | | | | 2 |
| -- w/forward facing seat | R/L | ▲ D8TZ 13613B84 | | B | | | | | | | | | | 2 |
| F250/350 (Crew Cab) | R | † D9TZ 25613B84 | | A | | | | | | | | | | 2 |
| | L | † D9TZ 25613B84 | | A | | | | | | | | | | 2 |
| YEAR | MODEL/RESTRICTIONS | PART NUMBER | | DESCRIPTION | | | | | | | | | | QTY. |
| 613B84-5 | BELT ASSY. (REAR SEAT COMPLETE) — Also refer to groups 60126, 60232-3, 611B60-6 and 611A72-3 — Cont'd | | | | | | | | | | | | | |
| 1973-1976 | | | | | | | | | | | | | | |
| Rear seat belt attaching hardware is illustrated by vehicle and year in Section 620 of the Light Truck Illustrations Catalog | | | | | | | | | | | | | | |

OUTBOARD BELT

| | | | | |
|-------|---|-------------|---|---|
| 73/74 | E100/300 -- 2nd row seat | 382624-S100 | (UU-170)-bolt-pan head tapping-7/16"-20 x 1 3/8" | 2 |
| 73/74 | E100/300 -- 3rd and 4th row seats | 382624-S100 | (UU-170)-bolt-pan head tapping-7/16"-20 x 1 3/8" | 5 |
| | | 382629-S100 | (XX-173-AA)-washer-flat steel-29/64" | 3 |
| 75 | E100/350 -- 2nd, 3rd and 4th row seats | 386276-S100 | (UU-156-E)-bolt-pan head tapping-7/16"-20 x 1 9/32" | 2 |
| 74 | F100/350 (Super Cab) -- w/forward facing seat | 385567-S100 | (UU-156-F)-bolt-shoulder head tapping-7/16"-20 x 1 3/4" | 2 |
| 75 | F100/350 (Super Cab) -- w/forward facing seat | 386276-S100 | (UU-156-E)-bolt-pan head tapping-7/16"-20 x 1 9/32" | 2 |
| 74/76 | F100/350 (Super Cab) -- w/center facing seats | 384966-S100 | (UU-171)-screw-self tapping-7/16"-20 x 1 3/4" | 2 |
| 74 | F250/350 (Crew Cab) | 382624-S100 | (UU-156)-bolt-pan head tapping-7/16"-20 x 1 3/4" | 2 |
| 75 | F250/350 (Crew Cab) | 386273-S100 | (UU-170-A)-bolt-pan head tapping-7/16"-20 x 1 3/8" | 2 |

INBOARD BELT

| | | | | |
|-------|--|-------------|---|------|
| 73/74 | E100/300 -- 2nd and 3rd row seats | 382627-S100 | (UU-156)-R.H.-bolt-pan head tapping-7/16"-20 x 1 3/4" | 1 |
| | | 382628-S100 | (UU-157)-L.H.-bolt-pan head tapping-7/16"-20 x 2 1/4" | 1 |
| | | 382580-S100 | (XX-173-B)-R.H. and L.H.-washer-flat steel-7/16" | 2 |
| | | 382582-S100 | (XX-179-A)-R.H. and L.H.-washer-rubber-1/2" | 3 |
| 73/74 | E100/300 -- 4th row seat w/o shoulder straps | 382627-S100 | (UU-156)-bolt-pan head tapping-7/16"-20 x 1 3/4" | 3 |
| | | 382582-S100 | (XX-179-A)-washer-rubber-1/2" | 3 |
| | | 382629-S100 | (XX-173-AA)-washer-flat-steel-28/64" | 3 |
| 73/74 | E100/350 -- 4th row seat w/shoulder straps | 382628-S100 | (UU-157)-bolt-pan head tapping-7/16"-20 x 2 1/4" | 2 |
| | | 382582-S100 | (XX-179-A)-washer-rubber-1/2" | 4 |
| | | 382629-S100 | (XX-173-AA)-washer-flat steel-29/64" | 2 |
| 75 | E100/350 -- 2nd and 3rd row seats | 386276-S100 | (UU-156-E)-bolt-pan head tapping-7/16"-20 x 1 9/32" | 2 |
| 75 | E100/350 -- 4th row seat | 386276-S100 | (UU-156-E)-bolt-pan head tapping-7/16"-20 x 1 9/32" | 1or3 |
| 74 | F100/350 (Super Cab) | 385567-S100 | (UU-156-F)-bolt-shoulder head tapping-7/16"-20 x 1 3/4" | 2 |
| 75 | F100/350 (Super Cab) | 386276-S100 | (UU-156-E)-bolt-pan head tapping-7/16"-20 x 1 9/32" | 2 |
| 74 | F250/350 (Crew Cab) | 382624-S100 | (UU-170)-bolt-pan head tapping-7/16"-20 x 1 3/4" | 2 |
| 75 | F250/350 (Crew Cab) | 386273-S100 | (UU-170-A)-bolt-pan head tapping-7/16"-20 x 1 3/8" | 2 |

**1973/79
TRUCK SERIES 100/500**

BODY SECTION 600 21

| YEAR | MODEL/RESTRICTIONS | PART NUMBER | DESCRIPTION | QTY. |
|----------|---------------------------------|--|-------------|------|
| 613B84-5 | BELT ASSY. (REAR SEAT COMPLETE) | - Also refer to groups 60126, 60232-3, 611B60-6, and 611A72-3 - Cont'd | | |

1977/78

Rear seat belt attaching hardware is illustrated by vehicle and year in Section 620 of the Light Truck Illustrations Catalog

| | | | | |
|-------|-------------------|-------------|---|---|
| 77/78 | E100/350 | 386273-S100 | (UU-170-A)-bolt-pan head, tapping-7/16"-20 x 1 3/8" | 2 |
| 77/78 | E100/350,F100/500 | 386274-S100 | (UU-156-A)-bolt-pan head tapping-3/16"-20 x 1 3/4" | 2 |
| 77/78 | E100/350 | 387194-S100 | (XX-196-F)-washer-rubber-5/8" x 7/8" x 3/8" | 2 |
| 77/78 | E100/350 | 382580-S100 | (XX-173-B)-washer-flat-7/16" | 2 |
| 77/78 | F100/350 | 384966-S100 | (UU-171)-bolt-socket tapping -7/16"-20 x 2 1/8" | 2 |

1979

Rear seat belt attaching hardware is illustrated by vehicle and year in Section 620 of the Light Truck Illustrations Catalog.

| | | | | |
|----|-------------------------------|-------------|---|---|
| 79 | E100/350 | ★44880-S2 | Washer | 4 |
| | | 57644-S2 | (U-16-A)-screw & washer 3/8"-16 x 3/4" | 4 |
| | | 370615-S | (XX-142)-washer-flat | 4 |
| | | 373603-S7 | (XX-140-M)-washer-flat-3/8" | 4 |
| | | 382254-S2 | (BB-444-EC)-bolt 3/8"-16 x 1 1/4" hex. hd. | 2 |
| | | 382580-S100 | (XX-173-B)-washer-flat-7/16" | 2 |
| | | 382802-S2 | (MM-173-JB)-nut 3/8"-16 hex. lock | 4 |
| | | 386273-S100 | (UU-170-A)-bolt-pan hd. tapping 7/16"-20 x 1 3/8" | 2 |
| | | 387194-S | (XX-196-F)-washer-rubber 5/8" x 7/8" x 3/8" | 2 |
| 79 | F100/350 (Super Cab) | 384966-S100 | (UU-171)-bolt socket tapping 7/16"-20 x 1 3/4" | 2 |
| 79 | E100/350,F100/350 (Super Cab) | 386274-S100 | (UU-156-A)-bolt pan hd. tapping 3/16"-20 x 1 3/4" | 2 |

61508 BRACKET (SEAT BED LATCH KIT)

| | | | | |
|----|-------------------------|----------------|--|---|
| 79 | E100/350 -- w/bench bed | D9UZ 1261508-A | Incl. (2) brackets and attaching parts | 1 |
|----|-------------------------|----------------|--|---|

616A44 BASE (FRONT SEAT BACK)-PASSENGER

| | | | | |
|-----|-------------------------|-----------------|--|---|
| 73/ | E100/350 -- w/flip seat | C8UZ 89616A44-A | | 1 |
|-----|-------------------------|-----------------|--|---|

61693-5 COVER (FRONT SEAT BACK PIVOT SIDE)

| | | | | | |
|-------|--|---------------------|---------------------|---|---|
| 73/75 | F100/350 (Ranger XLT) | (RH) D6TZ 1061694-A | (LH) D6TZ 1061695-A | Chrome | 1 |
| 73/75 | F250/350 (Crew Cab) | | | | 1 |
| 74/77 | F100/350 (Super Cab exc. Ranger XLT) | (RH) D2BZ 1061693-A | (LH) D4TZ 1061695-B | Black | 1 |
| | | (RH) D3BZ 1061693-A | (LH) D0ZZ 6561695-A | Blue | 1 |
| | | (RH) D4BZ 1061693-A | (LH) D4BZ 1061695-A | Vermilion | 1 |
| | | (RH) D4TZ 1061694-A | (LH) D4TZ 1061695-A | Chrome-add 1/4" thick shim if interference exists | 1 |
| 73/77 | F100/350 (Reg. and Super Cab Ranger XLT) | (RH) D6TZ 1061694-A | (LH) D6TZ 1061695-A | Chrome | 1 |
| 78/ | F100/350(Super Cab exc. Ranger XLT) | (RH) D6TZ 1061694-A | (LH) D6TZ 1061695-A | Chrome | 1 |
| 78/ | F100/350(Reg. and Super Cab Ranger XLT) | (RH) D4TZ 1061694-A | (LH) D4TZ 1061695-A | Chrome | 1 |

61704-5 TRACK ASSY. (FRONT SEAT)

| | | | | | |
|-------|---|---------------------|--|--|---|
| 73/74 | E100/300 | (RH) C8UZ 8961704-A | (LH) C8UZ 8961705-A | | 1 |
| 75/ | E100/350 -- exc. Captain's Chair | (RH) D5UZ 1161704-B | (LH) D5UZ 1161705-B | | 1 |
| 75/ | E100/350 -- Captain's Chair -w/o recliner | D8UZ 1161704-A | R.H. and L.H. | | 2 |
| 79 | E100/350 -- Captain's chair -w/recliner | (RH) D9UZ 1161704-A | (LH) D9UZ 1161705-A | | 1 |
| 73/ | F100/350(Reg. Cab) | (RH) D3TZ 5061704-B | (LH) D3TZ 5061705-B | | 1 |
| 78/ | F250/350(Crew Cab) | | | | 1 |
| 73/77 | F500 (Reg. Cab) | | | | 1 |
| | | 373162-S | (BB-563-A)-bolt & washer-hex. hd.-3/8"-16 x 1 1/8" | | 8 |
| 73/77 | F250/350 (Crew Cab) | (RH) D3TZ 2561704-A | (LH) D3TZ 2561705-A | | 1 |
| 74/ | F100/350 (Super Cab) | (RH) D4TZ 1061704-A | (LH) D4TZ 1061705-A | | 1 |

617C04-5 SUPPORT (FRONT SEAT BACK PIVOT)

| | | | | |
|-----|------------------------------|-----------------|--|---|
| 79 | E100/350 -- Captain's chair | D9UZ 11617C05-A | | 1 |
| 73/ | F100/350 (Reg. and Crew Cab) | D3TZ 10617C04-A | | 2 |

61726 ROD (FRONT SEAT TRACK TIE)

| | | | | |
|-------|----------------------------------|----------------|--|---|
| 73/ | E100/350 -- exc. Captain's Chair | C7SZ 6561726-A | | 2 |
| 75/ | E100/350 -- Captain's Chair | D9UZ 1161726-A | | 1 |
| 73/ | F100/350(Reg. and Super Cab) | D3TZ 1061726-A | | 1 |
| 73/77 | F500 (Reg. Cab) | | | 1 |

APRIL, 1980

COPYRIGHT © 1980--

FORD MOTOR
COMPANY

--DEARBORN, MICHIGAN

CHANGE 1

1973/79
TRUCK SERIES 100/500

| YEAR | MODEL/RESTRICTIONS | PART NUMBER | DESCRIPTION | QTY. |
|---|---|---------------------|--------------------------------------|------|
| 61738-9 SUPPORT (SEAT TO TRACK) - Paint to match | | | | |
| 73/74 | E100/300 | D2UZ 1161738-A | | 1 |
| 75/76 | E100/350 -- exc. Captain's Chair and folding seat "Before 4/5/76" | D6UZ 1161738-A | R.H. and L.H.-w/ashtray opening | 2 |
| 76/ | E100/350 -- exc. Captain's Chair and folding seat "From 4/5/76" | D6UZ 1161738-C | R.H. and L.H. - less ashtray opening | 2 |
| 75/ | E100/350 -- Captain's Chair-Bostrom seat "Before 4/5/76" | D6UZ 1161738-B | R.H. and L.H.-w/ashtray opening | 2 |
| | "From 4/5/76" | D6UZ 1161738-D | R.H. and L.H. -w/o ashtray opening | 2 |
| 78 | E100/350 -- Captain's Chair -Lear Siegler seat "Before Ser. EG0,001" | (RH) D8UZ 1161738-A | (LH) D9UZ 1161739-B | 1 |
| | "From Ser. EG0,001" | (RH) D9UZ 1161738-B | (LH) D9UZ 1161739-E | 1 |
| 79 | E100/350 -- Captain's chair -stationary | (RH) D9UZ 1161738-A | (LH) D9UZ 1161739-A | 2 |
| 79 | E100/350 -- Captain's Chair -rotating w/o C/B radio "Before Ser. EG0,001" | (RH) D8UZ 1161738-A | (LH) D9UZ 1161739-B | 1 |
| | "From Ser. EG0,001" | (RH) D9UZ 1161738-B | (LH) D9UZ 1161739-E | 1 |
| 79 | E100/350 -- Captain's Chair -rotating w/C/B radio "Before Ser. EG0,001" | (RH) D8UZ 1161738-A | (LH) D9UZ 1161739-C | 1 |
| | "From Ser. EG0,001" | (RH) D9UZ 1161738-B | (LH) D9UZ 1161739-F | 1 |
| 79 | E100/350 -- Captain's Chair 2nd row seat | (RH) D8UZ 1161738-A | (LH) D9UZ 1161739-D | 1 |
| 73/ | E100/350 | ★385207-S100 | Bolt-hex. hd.-7/16"-20 x 1 3/4" | 4 |
| | | 382552-S100 | (XX-191-B)-washer-flat-12" | 4 |
| 617K45 WIRE (FRONT SEAT CONTROL) | | | | |
| 79 | E100/350 | E0TZ 98617K45-B | 7" long | 1 |
| 74/ | F100/350 (Super Cab) | D5TZ 13617K45-A | R.H. and L.H. | 2 |
| 61753 HANDLE (FRONT SEAT TRACK ADJUSTING) | | | | |
| 73/ | E100/350, F100/500(Reg. and Super Cab) | C5AZ 6261753-B | | 1 |
| 75/ | E100/350 -- Captains Chair | D5UZ 1161753-A | | 2 |
| 61756 SUPPORT (REAR SEAT CUSHION LOWER) | | | | |
| 79 | E100/350 -- Captain's chair -stationary | D9UZ 1161756-A | R.H. and L.H. | 2 |
| 73/ | F100/350 (Crew Cab) | D3TZ 2561756-A | | 2 |
| 617A56 SUPPORT (REAR SEAT CUSHION UPPER) | | | | |
| 73/ | F100/350 (Crew Cab) | D3TZ 25617A56-A | | 2 |
| 617C90 BRACKET (REAR SEAT FLOOR) | | | | |
| 74/ | F100/350 (Super Cab) -- w/ center facing seats | D5TZ 13617C90-A | | 2 |
| 618B58 RETAINER (FRONT SEAT ADJUSTING HANDLE) | | | | |
| 73/74 | E100/300 | C8AZ 62618B58-B | Driver seat | 1 |
| 73/74 | F100/500 | | | 1 |
| 61883 SPRING (FRONT SEAT TRACK LATCH) | | | | |
| 73/ | F100/500(Reg. and Super Cab) | D1DZ 6261883-A | | 2 |
| 78/ | E100/350 -- exc. Captain's Chair | C0DZ 6461883-A | | 1 |
| 75/ | E100/350 -- Captain's Chair | D9UZ 1161883-A | | 1or2 |
| 619B18 COVER (FRONT SEAT BACK ADJUSTING) | | | | |
| 79 | E100/350 | D9UZ 11619B18-A | | 1 |
| 620A16 SUPPORT (FRONT SEAT (THRUST PLATE) INNER) | | | | |
| 78/ | E100/350 -- Captain's Chair -Lear Siegler seat | D8UZ 11620A16-A | R.H. and L.H.-5" dia. | 2 |
| | | D8UZ 11620A16-B | R.H. and L.H.-6" dia. | 2 |
| 620A26 SPRING (FRONT SEAT ADJUSTING ROD) | | | | |
| 78/ | E100/350 -- Captain's Chair -Lear Siegler seat | D8UZ 11620A26-A | R.H. and L.H. | 2 |
| 620A44 ARM (FRONT SEAT HEIGHT ADJUSTER) | | | | |
| 78/ | E100/350 -- Captain's Chair -Lear Siegler seat | D8UZ 11620A44-A | R.H. and L.H.-w/nut | 2 |
| | | D8UZ 11620A44-B | R.H. and L.H.-w/o nut | 2 |
| 62060 RETAINER (FRONT SEAT TRACK ADJUSTING LEVER HANDLE) | | | | |
| 73/ | E100/350, F100/500(Reg. and Super Cab) | C5AZ 6262060-A | | 1or2 |

1973/79
TRUCK SERIES 100/500

BODY SECTION 600 23

| YEAR | MODEL/RESTRICTIONS | PART NUMBER | DESCRIPTION | QTY. | |
|---|--|---------------------|----------------------------------|-------|---|
| 62430 BUMPER (REAR SEAT BACK) | | | | | |
| 74/ | F100/350 (Super Cab) -- w/forward facing seat | D4TZ 1062430-A | | 2 | |
| 74/ | F100/350 (Super Cab) -- w/center facing seats | D5TZ 1362430-A | | 2 | |
| 62440 STRIKER (REAR SEAT BACK LATCH) | | | | | |
| 74/ | F100/350 (Super Cab) -- w/forward facing seat | D4TZ 1062440-A | | 1 | |
| 78/ | E100/350 -- w/quick disconnect rear seat | D8UZ 1262440-B | Front | 2 | |
| | | D9UZ 1262440-C | Rear | 2 | |
| 62506-7 SUPPORT ASSY. (FRONT SEAT) - PASSENGER | | | | | |
| 73/74 | E100/300 -- w/stationary seat | D2UZ 1162507-A | | 1 | |
| 73/74 | E100/300 -- w/flip seat | D2UZ 1162506-A | | 1 | |
| | | ★385207-S100 | Bolt-hex. head-7/16"-20 x 1 3/4" | 3 | |
| 76/ | E100/350 -- w/flip seat | D6UZ 1162506-A | | 1 | |
| 62526-7 SUPPORT (SEAT TO FLOOR) - Paint to match | | | | | |
| 76/ | E100/350 -- Captain's Chair-- Bostrom seat | (RH) D6UZ 1162526-A | (LH) D6UZ 1162527-A | Front | 1 |
| 78/ | E100/350 -- Captain's Chair-- Lear Siegler seat | (RH) D8UZ 1162526-A | (LH) D8UZ 1162527-A | Front | 1 |
| 79 | E100/350 -- Captain's Chair 2nd row seat | D9UZ 1162526-A | R.H. and L.H.--rear | | 2 |
| 625D26 COVER (FRONT SEAT TRACK LOWER SUPPORT) | | | | | |
| 75 | E100/350 -- Captains Chair-- Bostrom seat | D5UZ 11625D26-B | Blue | 2 | |
| | | D5UZ 11625D26-A | Green | 2 | |
| | | D7UZ 11625D26-A | Jade | 2 | |
| | | D5UZ 11625D26-C | Tan | 2 | |
| 76/ | E100/350 -- Captain's Chair-- Bostrom seat | D8UZ 11625D26-A | Black | 2 | |
| | | D5UZ 11625D26-B | Blue | 2 | |
| | | D7UZ 11625D26-A | Jade | 2 | |
| | | D5UZ 11625D26-C | Tan | 2 | |
| 78/ | E100/350 -- Captain's chair-- Lear Siegler seat | D8UZ 11625D26-C | R.H. and L.H.--Black | 2 | |
| 625A42 ROD (FRONT SEAT SUPPORT) - PASSENGER | | | | | |
| 73/74 | E100/300 -- w/flip seat | C8UZ 89625A42-A | | 1 | |
| 75/ | E100/350 (89) -- w/flip seat | D5UZ 11625A42-A | | 1 | |
| 625A44 SHAFT (FRONT SEAT SUPPORT LINK) - PASSENGER | | | | | |
| 73/ | F100/350 -- w/flip seat | C8UZ 89625A44-A | | 1 | |
| 625A64 REINFORCEMENT (REAR SEAT TO FLOOR SUPPORT) | | | | | |
| 79 | E100/350 | D9UZ 11625A64-A | R.H. and L.H. | 2 | |
| 62580-1 SUPPORT (FRONT SEAT CUSHION) | | | | | |
| 73/ | E100/300 -- w/flip seat | (RH) C8UZ 8962580-A | (LH) C8UZ 8962581-A | 1 | |
| 62592 BUMPER (FRONT SEAT SUPPORT) - PASSENGER | | | | | |
| 73/ | E100/350 -- w/flip seat | C8UZ 8962592-A | | 2 | |
| 62606 PAWL (FRONT SEAT BACK LATCH) | | | | | |
| 74/ | F100/350 (Super Cab) | D5TZ 1362606-A | R.H. and L.H. | 2 | |
| 78/ | E100/350 -- Captain's Chair-- Lear Siegler seat | D8UZ 1162606-A | R.H. and L.H. | 2 | |
| 62608 BUSHING (FRONT SEAT BACK LATCH PAWL) | | | | | |
| 78/ | E100/350 -- Captain's Chair-- Lear Siegler seat | D8UZ 1162608-A | R.H. and L.H. | 2 | |
| 62622 HANDLE (FRONT SEAT BACK LATCH) | | | | | |
| 79 | E100/350 -- Captain's Chair | D8AZ 6062622-A | | 1 | |
| 74/ | F100/350 (Crew Cab and Super Cab) | D4TZ 1062622-C | R.H. and L.H.--black | 2 | |

1973/79
TRUCK SERIES 100/500

| YEAR | MODEL/RESTRICTIONS | PART NUMBER | DESCRIPTION | QTY. |
|---|---|----------------------|---|------|
| 62638 STRIKER (FRONT SEAT REAR LATCH) - PASSENGER | | | | |
| 73/74 | E100/300 -- w/flip seat | D2UZ 1162638-A | | 1 |
| 75/ | E100/350 -- w/flip seat-- "Before Ser. W40,001" "From Ser. W40,001" | D5UZ 1162638-A | | 1 |
| | | D6UZ 1162638-A | | 1 |
| 74/ | F100/350 (Super Cab) "Before Ser. BE0,001" | D4TZ 1062638-A | R.H. and L.H. | 2 |
| 78/ | F100/350 (Super Cab) "From Ser. BE0,001" | D8TZ 1362638-A | | 1 |
| 62648 LATCH (FRONT SEAT REAR) - PASSENGER | | | | |
| 73/74 | E100/300 -- w/flip seat | D2UZ 1162648-A | | 1 |
| 75/ | E100/350 -- w/flip seat | D5UZ 1162648-A | | 1 |
| 73 | F100/500 | D3TZ 1062648-A | | 1 |
| 74/ | F100/350 -- w/folding seat | D4TZ 1062648-A | | 1 |
| 73 | F100/500 | ★385494-S2 | Bolt-hex. head-7/16"-14 x 1 5/8" | 2 |
| 62672 BEZEL (FRONT SEAT BACK LATCH HANDLE) | | | | |
| 79 | E100/350 | C8AZ 6262672-A | R.H. and L.H. | 2 |
| 74/ | F100/350 (Super Cab) | D3DZ 6262672-A | R.H. and L.H.- paint to match | 2 |
| 62744 STEM (FRONT SEAT BACK LATCH) | | | | |
| 74/ | F100/350 (Super Cab) | D4TZ 1062744-A | R.H. and L.H. | 2 |
| 78/ | E100/350 -- Captain's Chair- Lear Siegler seat | D8UZ 1162744-A | R.H. and L.H.-3/8" x 4 1/8" | 2 |
| | | D8UZ 1162744-B | R.H. and L.H.-7/16" x 4" | 2 |
| | | D8UZ 1162744-C | R.H. and L.H.-1/4" x 29/32" | 2 |
| 62868 RETAINER (ASH RECEPTACLE) | | | | |
| 73/ | E100/350 | D5DZ 6662868-A | R.H. passenger seat | |
| 73/ | E100/350 -- 2nd and 3rd row seats | D2AZ 6562868-A | | 2 |
| 75/ | E100/350 -- Captain's Chair | | | 1or2 |
| 75/ | E100/350 | D5DZ 6662868-A | Use on front body side trim panel | 1 |
| 62876 RECEPTACLE (ASH) - Paint to match | | | | |
| 73/ | E100/350 | C8AZ 6262876-A | R.H.-passenger seat and L.H. front body side trim panel | 2 |
| 73/ | E100/350 -- 2nd and 3rd row seats | D2AZ 6562876-A | | 2 |
| 75/ | E100/350 -- Captain's Chair | | | 1or2 |
| 632A17 BASE ASSY. (FRONT SEAT CUSHION) - PASSENGER | | | | |
| 73/74 | E100/300 -- w/flip seat | C8UZ 89632A17-A | | 1 |
| 75/ | E100/350 -- w/flip seat | D5UZ 11632A17-A | | 1 |
| 644D18-9 HARDWARE KIT (FRONT SEAT SIDE ARMREST) | | | | |
| 75/ | E100/350 -- Captain's Chair- Bostrom seat | D5UZ 11644D18-A | | 2 |
| 77/ | E100/350 -- Captain's Chair- Hoover seat | (RH) D7UZ 11644D18-D | (LH) D7UZ 11644D19-D | 1 |
| 64822 SLIDE(FRONT SEAT BACK TRIM COVER) | | | | |
| 77 | E100/350 -- 2nd, 3rd, 4th row seats | D5LZ 6564822-A | | 2 |
| 64842-3 SUPPORT ASSY. (FRONT SEAT BACK) | | | | |
| 76/ | E100/350 -- w/flip seat | (RH) D6UZ 1164842-A | (LH) D6UZ 1164843-A | 1 |
| 79 | E100/350 -- Captain's Chair | D9UZ 1164842-A | | 1 |
| 66777 SPRING (REAR SEAT BACK HELPER) | | | | |
| 79 | E100/350 -- w/bench bed | E0TZ 1266777-A | | 1 |
| 67114 TUBE (REAR SEAT ARM REST SUPPORT) | | | | |
| 73/ | E100/350 -- 2nd and 3rd row seats | C8UZ 8267114-A | | 1or2 |
| 67280 RETAINER (REAR SEAT ARM REST) | | | | |
| 73/ | E100/350 -- 2nd and 3rd row seats | C8UZ 8267280-A | | 6 |

1973/79
TRUCK SERIES 100/500

ALPHABETICAL INDEX 1

SOFT TRIM PARTS

INDEX

| PART NAME | GROUP NUMBER | PART NAME | GROUP NUMBER |
|--|----------------|--|--|
| B | | P | |
| Back & cushion kit (front seat) | 60012 | Pad assy. (rear seat back) | 60032 |
| Back & cushion kit (rear seat) | 60026 | Pad assy. (rear seat cushion) | 60080 |
| Button (seat back) | 63500 | Pad assy. (seat back) | 60136-7 |
| C | | R | |
| Carpet (aux. floor wheelhouse cover) | 13042-3 | Pad (body rear corner panel inner) | 278D06-7 |
| Carpet (engine cover) | 10550 | Pad (back lower panel inside) | 404B52 |
| Carpet (front floor) | 13000-1 | Pad (front seat back) | 64810 |
| Carpet (rear floor) | 13046, 13054 | Pad (front seat cushion) | 632A22 |
| Cover (back door lower) | 46306 | Pad (rear floor mat front) | 13066 |
| Cover (back door trim) | 45220-1 | Pad & retainer (instrument panel) | 04282 |
| Cover (back door upper) | 40470 | Panel (back door trim) | 45220-1 |
| Cover (eng. panel trim side) | 10494-5 | Panel (back lower trim) | 40374 |
| Cover (eng. panel trim top) | 10334 | Panel (body side door trim) | 27472-3 |
| Cover (roof headlining access hole) | 52004 | Panel (body side front door trim) | 27411 |
| Cover (seat back) | 64416-7 | Panel (body side front door trim lower) | 274A66 |
| Cover (seat cushion) | 62900-1 | Panel (body side front trim) | 31025, 31135, 31137 |
| Cover (fuel tank trim) | 423B30-1 | Panel (body side rear corner trim upper) | 31006-7 |
| Cover (rear seat back) | 66600 | Panel (body side rear door trim) | 27419 |
| Cover (rear seat back-No. 4) | 666A52 | Panel (body side rear trim) | 31035-6, 31112-3 |
| Cover (rear seat No. 2 and 3) | 638A10 | Panel (body side rear corner trim lower) | 312A14-5 |
| Cover (rear seat cushion) | 63804 | Panel (body side trim rear center upper) | 31223 |
| Cover (rear seat cushion-No. 4) | 638A54 | Panel (body side trim rear upper) | 31031 |
| Cover (sharp metal edge) | 51914 | Panel (body rear corner trim) | 278D12-3 |
| Cover (spare wheel) | 45026 | Panel (body side trim upper) | 31136 |
| Cushion kit (front seat) | 60050 | Panel (center body pillar inside finish) | 24346-7 |
| Compartment (door trim panel map) | 20104-5 | Panel (cowi trim) | 02345 |
| F | | S | |
| Filler (rear floor mat front) | 13174-5, 13187 | Panel (front door trim) | 23942-3 |
| Filler (front seat back rear inner) | 64600 | Panel (roof trim) | 51940, 51942, 51944, 51954, 51956, 51990, 519A76 |
| Frame (front seat back) | 61018-9 | | |
| Frame (rear seat back) | 613A38 | | |
| Frame (rear seat cushion) | 63160 | | |
| H | | T | |
| Handle (door pull) | 22666 | Tonneau cover kit (pickup box) | 501A42 |
| Headlining (roof) | 51916, 51918 | Trim kit (roof panel) | 52016 |
| K | | V | |
| KIT - refer to appropriate noun name For example: Cushion kit (front seat) | 60050-3 | Visor (less arm & bracket) | 04104 |
| M | | W | |
| Mat (aux. floor wheelhouse cover) | 13042-3 | Windlace (front door opening front) | 02600 |
| Mat (front floor) | 13010-1 | Windlace (body side window) | 31074 |
| Mat (front floor) | 13086 | | |
| Mat (front floor rear) | 13016 | | |
| Mat (rear floor front) | 13054 | | |
| Mat (rear floor rear) | 13182 | | |
| Mat (rear floor side step) | 13074-5 | | |

INSTRUCTIONS

Determine correct Group Number by referring to an appropriate illustration in the Interior Trim Section of the Illustration Catalog, Form FP 8096-B or to the Soft Trim Index of this catalog. Identify Model, Body Type and Trim Code by referring to 1973 Warranty Rating Plate Codes.

| | | | | | |
|--|-------|---|--------|----------------|------|
| SEE OPERATORS MANUAL FOR EQUIP. REQ'D FOR MAX. GVW & LOAD CAPACITIES | | | | | |
| T80EVG90001 | | WARRANTY VOID IF LOAD CAPACITY EXCEEDED | | MADE IN U.S.A. | |
| WARRANTY NO. / ADEQUATE TIRES REQ'D FOR AXLE LOADINGS | | | | | |
| WB | COLOR | MODEL | BODY | TRANS | AXLE |
| 150 | JM | T802 | L34 | 2M | GCS |
| 39000 | | 182 | 3800 | 72 | |
| MAX GVW LBS. | | CERT NET HP | R.P.M. | D.S.O. | |

L3 — TRIM CODE

REFER TO THE CODES LISTED ON THE FOLLOWING PAGES AND USE THESE CODES TO DETERMINE SEAT COVER PART NUMBERS. ALSO REFER TO THE GENERAL INFORMATION SECTION OF THIS CATALOG FOR INTERPRETATION OF BODY TYPE CODES. P-8280

The 1973 Soft Trim Catalog consists of:

- (1) Trim Scheme Codes and Swatches (Data pages 3 thru 5, B, C, D, E and F).
- (2) Listing of Soft Trim Parts for all Econoline (E100/300) and Truck (F100/500).

TRIM SCHEME CODES and SWATCHES

Consists of: (1) Listing of Trim Scheme Codes arranged in order of series and body types i.e. E100(82), etc.

(2) Colored Swatches identified by a number beside the swatch.

How to use: (1) Identify Body Type and Trim Code and apply this information to listing of Trim Scheme Codes.

(2) Determine Swatch Identification Numbers and refer to Colored Swatches on Page B, etc.

(3) Locate appropriate swatches to verify the color and

Colored Swatch pages are primarily for verification of color and/or pattern and do not indicate the type or weight of material.

For example, to determine which Swatches make up Trim Code 13 on E100/300(82A), refer to Page A3. As shown on Page A3, E100/300(82A) Trim Code 13 indicates: Bolster material (Swatch No. 16) and cushion and back material (Swatch No. 43).

| CODE | and BODY TYPE | TRIM SCHEME | SEATS | |
|------|------------------|----------------------------|---------|------------------|
| | | | BOLSTER | CUSHION and BACK |
| 13 | E100/300 (82A) | Light gray and black vinyl | 16 | 43 |
| | | Light gray and black vinyl | 16 | 43 |

1973/79
TRUCK SERIES 100/500

SOFT TRIM PARTS for ALL ECONOLINE (E100/300) and TRUCK (F100/500)

Consists of:(1) Parts cataloged by color (e.g. groups 04104, 04282, etc.).

(2) Parts cataloged by trim code (e.g. groups 62900, 64416, etc.).

(3) Miscellaneous parts (E.G. groups 60012, 60026, etc.).

PARTS CATALOGED BY COLOR:

(1) Identify Body Type and Color of desired part.

(2) Determine Group Number of part.

(3) Locate appropriate Color listed at top of page.

(4) Match Color with Body Type to select desired part number.

For example, should a Blue Sun Visor (group number 04104) be desired for an E100 body type 82A:

(1) Refer to group 04104.

(3) Read down to find E100/300.

(2) Read list of Colors above title to find Blue.

(4) Part number shown is D3UZ 1104104 and suffix in "Blue" column is A.

PARTS CATALOGED BY TRIM CODE:

(1) Identify Series, Body Type and Trim Code.

(2) Determine Group Number of part.

(3) Locate appropriate Trim Code (listing of Trim Codes precedes each body type).

(4) Match Series and Body Type with Trim Code to select Part number

For example, should a R.H. Front Door Trim Panel (group 23942) be required for a 1973 E100, body type 82C, Trim Code 23:

(1) Refer to group 23942-3

(3) Read trim codes (listed numerically) to find Trim Code 23.

(2) Read down to locate E100/300(82C)

(4) Part number shown is D3UZ 1223942 and suffix listed is ACB.

1973 TRIM SCHEME CODES
AS LISTED ON WARRANTY PLATE

| CODE | SERIES and BODY TYPE | TRIM SCHEME DESCRIPTION | ● CONSISTS OF SWATCH IDENTIFICATION NUMBERS | |
|---|----------------------------|---|--|---------------------|
| | | | SEATS | |
| | | | BOLSTER | CUSHION AND BACK |
| ● For Swatch identification refer to Page B, etc. | | | | |
| ECONOLINE | | | | |
| 1 | E100/300 (89A,C,E) | Light gray and black vinyl | 16 | 43 |
| 2 | E100/300 (89A,C,E) | Light blue and medium blue vinyl | 26 | 27 |
| 3 | E100/300 (89A,C,E) | Light ginger and medium ginger vinyl | 57 | 39 |
| 4 | E100/300 (89A,C,E) | Light green and medium green vinyl | 48 | 45 |
| 11 | E100/300 (89A,C,E) | Light gray and black vinyl | 16 | 43 |
| 12 | E100/300 (89A,C,E) | Light gray and black vinyl | 16 | 43 |
| 13 | E100/300 (82A) | Light gray and black vinyl | 16 | 43 |
| 14 | E100/300 (82A) | Light gray and black vinyl | 16 | 43 |
| 15 | E100/300 (82A) | Light gray and black vinyl | 16 | 43 |
| 21 | E100/300 (89A,C,E) | Light blue and medium blue vinyl | 26 | 27 |
| 22 | E100/300 (89A,C,E) | Light blue and medium blue vinyl | 26 | 27 |
| 23 | E100/300 (82A) | Light blue and medium blue vinyl | 26 | 27 |
| 23 | E100/300 (82B) | Light blue and medium blue vinyl | 24 | 21 |
| 23 | E100/300 (82C) | Medium blue vinyl and medium blue cloth | 25 | 23 |
| 24 | E100/300 (82A) | Light blue and medium blue vinyl | 26 | 27 |
| 24 | E100/300 (82B) | Light blue and medium blue vinyl | 24 | 21 |
| 24 | E100/300 (82C) | Medium blue vinyl and medium blue cloth | 25 | 23 |
| 25 | E100/300 (82A) | Light blue and medium blue vinyl | 26 | 27 |
| 25 | E100/300 (82B) | Light blue and medium blue vinyl | 24 | 21 |
| 25 | E100/300 (82C) | Medium blue vinyl and medium blue cloth | 25 | 23 |
| 26 | E100/300 (89A,C,E) | Light blue and medium blue vinyl | 24 | 21 |
| 27 | E100/300 (89A,C,E) | Light blue and medium blue vinyl | 24 | 21 |
| 28 | E100/300 (89A,C,E) | Light blue and medium blue vinyl | 24 | 21 |
| 31 | E100/300 (89A,C,E) | Light ginger and medium ginger vinyl | 57 | 39 |
| 32 | E100/300 (89A,C,E) | Light ginger and medium ginger vinyl | 57 | 39 |
| 33 | E100/300 (82A) | Light ginger and medium ginger vinyl | 57 | 39 |
| 33 | E100/300 (82B) | Light ginger and medium ginger vinyl | 10 | 40 |
| 33 | E100/300 (82C) | Medium ginger vinyl and medium ginger cloth | 58 | 37 |
| 34 | E100/300 (82A) | Light ginger and medium ginger vinyl | 57 | 39 |
| 34 | E100/300 (82B) | Light ginger and medium ginger vinyl | 10 | 40 |
| 34 | E100/300 (82C) | Medium ginger vinyl and medium ginger cloth | 58 | 37 |
| 35 | E100/300 (82A) | Light ginger and medium ginger vinyl | 57 | 39 |
| 35 | E100/300 (82B) | Light ginger and medium ginger vinyl | 10 | 40 |
| 35 | E100/300 (82C) | Medium ginger vinyl and medium ginger cloth | 58 | 37 |
| 36 | E100/300 (89A,C,E) | Light ginger and medium ginger vinyl | 10 | 40 |
| 37 | E100/300 (89A,C,E) | Light ginger and medium ginger vinyl | 10 | 40 |
| 38 | E100/300 (89A,C,E) | Light ginger and medium ginger vinyl | 10 | 40 |
| 41 | E100/300 (89A,C,E) | Light green and medium green vinyl | 48 | 45 |
| 42 | E100/300 (89A,C,E) | Light green and medium green vinyl | 48 | 45 |
| 43 | E100/300 (82A) | Light green and medium green vinyl | 48 | 45 |
| 43 | E100/300 (82B) | Light green and medium green vinyl | 12 | 44 |
| 43 | E100/300 (82C) | Medium green vinyl and medium green cloth | 60 | 46 |
| 44 | E100/300 (82A) | Light green and medium green vinyl | 48 | 45 |
| 44 | E100/300 (82B) | Light green and medium green vinyl | 12 | 44 |
| 44 | E100/300 (82C) | Medium green vinyl and medium green cloth | 60 | 46 |
| 45 | E100/300 (82A) | Light green and medium green vinyl | 48 | 45 |
| 45 | E100/300 (82B) | Light green and medium green vinyl | 12 | 44 |
| 45 | E100/300 (82C) | Medium green vinyl and medium green cloth | 60 | 46 |
| 46 | E100/300 (89A,C,E) | Light green and medium green vinyl | 12 | 44 |
| 47 | E100/300 (89A,C,E) | Light green and medium green vinyl | 12 | 44 |
| 48 | E100/300 (89A,C,E) | Light green and medium green vinyl | 12 | 44 |

1973/79
TRUCK SERIES 100/500

| 1973 TRIM SCHEME CODES AS LISTED ON WARRANTY PLATE | | | | |
|---|---|--|--|---------------------|
| CODE | SERIES and BODY TYPE | TRIM SCHEME DESCRIPTION | ● CONSISTS OF SWATCH IDENTIFICATION NUMBERS | |
| | | | SEATS | |
| | | | BOLSTER | CUSHION AND BACK |
| ● For Swatch identification refer to Page B, etc. | | | | |
| ECONOLINE | | | | |
| B | E100/300 (89B,D,F), E300 (cutaway cab) | Light blue and medium blue vinyl | 24 | 21 |
| B1 | E300 (cutaway cab) | Light blue and medium blue vinyl | 24 | 21 |
| B2 | E300 (cutaway cab) | Light blue and medium blue vinyl | 24 | 21 |
| B7 | E100/300 (89B,D,F) | Light blue and medium blue vinyl | 24 | 21 |
| B8 | E100/300 (89B,D,F) | Light blue and medium blue vinyl | 24 | 21 |
| C | E100/300 (89B,D,F), E300 (cutaway cab) | Light ginger and medium ginger vinyl | 10 | 40 |
| C1 | E300 (cutaway cab) | Light ginger and medium ginger vinyl | 10 | 40 |
| C2 | E300 (cutaway cab) | Light ginger and medium ginger vinyl | 10 | 40 |
| C7 | E100/300 (89B,D,F) | Light ginger and medium ginger vinyl | 10 | 40 |
| C8 | E100/300 (89B,D,F) | Light ginger and medium ginger vinyl | 10 | 40 |
| D | E100/300 (89B,D,F), E300 (cutaway cab) | Light green and medium green vinyl | 12 | 44 |
| D1 | E300 (cutaway cab) | Light green and medium green vinyl | 12 | 44 |
| D2 | E300 (cutaway cab) | Light green and medium green vinyl | 12 | 44 |
| D7 | E100/300 (89B,D,F) | Light green and medium green vinyl | 12 | 44 |
| D8 | E100/300 (89B,D,F) | Light green and medium green vinyl | 12 | 44 |
| K | E300 (cutaway cab) | Light blue and medium blue vinyl | 24 | 21 |
| K1 | E300 (cutaway cab) | Light blue and medium blue vinyl | 24 | 21 |
| K2 | E300 (cutaway cab) | Light blue and medium blue vinyl | 24 | 21 |
| L | E300 (cutaway cab) | Light ginger and medium ginger vinyl | 10 | 40 |
| L1 | E300 (cutaway cab) | Light ginger and medium ginger vinyl | 10 | 40 |
| L2 | E300 (cutaway cab) | Light ginger and medium ginger vinyl | 10 | 40 |
| M | E300 (cutaway cab) | Light green and medium green vinyl | 12 | 44 |
| M1 | E300 (cutaway cab) | Light green and medium green vinyl | 12 | 44 |
| M2 | E300 (cutaway cab) | Light green and medium green vinyl | 12 | 44 |
| S | E300 (cutaway cab) | Medium blue vinyl and medium blue cloth | 25 | 23 |
| S1 | E300 (cutaway cab) | Medium blue vinyl and medium blue cloth | 25 | 23 |
| S2 | E300 (cutaway cab) | Medium blue vinyl and medium blue cloth | 25 | 23 |
| T | E300 (cutaway cab) | Medium ginger vinyl and medium ginger cloth | 58 | 37 |
| T1 | E300 (cutaway cab) | Medium ginger vinyl and medium ginger cloth | 58 | 37 |
| T2 | E300 (cutaway cab) | Medium ginger vinyl and medium ginger cloth | 58 | 37 |
| U | E300 (cutaway cab) | Medium green vinyl and medium green cloth | 60 | 46 |
| U1 | E300 (cutaway cab) | Medium green vinyl and medium green cloth | 60 | 46 |
| U2 | E300 (cutaway cab) | Medium green vinyl and medium green cloth | 60 | 46 |
| F SERIES | | | | |
| 1 | F100/250 (81E) | Blue vinyl and blue cloth | | |
| 2 | F100/350 (81A) | Light blue and medium blue vinyl | 24 | 54 |
| 2B | F100/350 (81A) | Black vinyl (heavy duty) with blue appointments | 1 | 1 |
| 4 | F100/500 (81A) | Black vinyl | 4 | 3 |
| 4B | F100/500 (81A) | Black vinyl (heavy duty) with black appointments | 1 | 1 |
| 5 | F100/350 (81A) | Medium red and dark red vinyl | 33 | 30 |
| 5B | F100/350 (81A) | Black vinyl (heavy duty) with red appointments | 1 | 1 |
| 6 | F100/350 (81A) | Light green and medium green vinyl | 49 | 38 |
| 6B | F100/350 (81A) | Black vinyl (heavy duty) with green appointments | 1 | 1 |
| 8 | F100/250 (81E) | Avocado vinyl and avocado cloth | | |
| 9 | F100/250 (81E) | Orange vinyl and orange cloth | | |
| 23 | F100/500 (81A) | Medium blue vinyl | 5 | 6 |
| 33 | F100/500 (81A) | Light ginger and medium ginger vinyl | 10 | 9 |

**1973/79
TRUCK SERIES 100/500**

1973 TRIM SCHEME CODES
AS LISTED ON WARRANTY PLATE

| CODE | SERIES and BODY TYPE | TRIM SCHEME DESCRIPTION | ● CONSISTS OF SWATCH IDENTIFICATION NUMBERS | |
|--|----------------------------|--|--|---------------------|
| | | | SEATS | |
| | | | BOLSTER | CUSHION AND BACK |
| ● For Swatch identification refer to Page B, etc. — Cont'd | | | | |
| F SERIES — Cont'd | | | | |
| 53 | F100/500 (81A) | Medium red and dark red vinyl | 7 | 8 |
| 63 | F100/500 (81A) | Medium green vinyl | 12 | 11 |
| B | F500 (81B) | Medium blue vinyl | 5 | 6 |
| B | F100/350 (81E) | Medium blue vinyl and medium blue cloth | 25 | 22 |
| BB | F100/500 (81B,E) | Black vinyl (heavy duty) with blue appointments | 1 | 1 |
| B3 | F100/350 (81E) | Medium blue vinyl | 5 | 6 |
| C | F500 (81B) | Light ginger and medium ginger vinyl | 10 | 9 |
| C | F100/350 (81E) | Medium ginger vinyl and medium ginger cloth | 58 | 41 |
| CB | F100/500 (81B,E) | Black vinyl (heavy duty) with ginger appointments | 1 | 1 |
| C3 | F100/350 (81E) | Light ginger and medium ginger vinyl | 10 | 9 |
| D | F500 (81B) | Black vinyl | 4 | 2 |
| D | F100/350 (81E) | Black vinyl and black cloth | 15 | 18 |
| DB | F100/500 (81B,E) | Black vinyl (heavy duty) with black appointments | 1 | 1 |
| D3 | F100/350 (81E) | Black vinyl | 4 | 2 |
| E | F500 (81B) | Medium red and dark red vinyl | 7 | 8 |
| E | F100/350 (81E) | Dark red vinyl and dark red cloth | 29 | 32 |
| EB | F100/500 (81B,E) | Black vinyl (heavy duty) with red appointments | 1 | 1 |
| E3 | F100/350 (81E) | Medium red and dark red vinyl | 7 | 8 |
| F | F500 (81B) | Medium green vinyl | 12 | 11 |
| F | F100/350 (81E) | Medium green vinyl and medium green cloth | 60 | 36 |
| FB | F100/500 (81B,E) | Black vinyl (heavy duty) with green appointments | 1 | 1 |
| F3 | F100/350 (81E) | Medium green vinyl | 12 | 11 |
| G | F100/350 (81E) | Light avocado and medium avocado cloth | 59 | 51 |
| GB | F100/350 (81E) | Black vinyl (heavy duty) with avocado appointments | 1 | 1 |
| G3 | F100/350 (81E) | Light avocado and medium avocado vinyl | 13 | 14 |
| K | F100/350 (Ranger XLT) | Medium blue vinyl and medium blue cloth | 55 | 20 & 28 |
| KB | F100/350 (Ranger XLT) | Black vinyl (heavy duty) with blue appointments | 1 | 1 |
| K3 | F100/350 (Ranger XLT) | Medium blue vinyl | 5 | 6 |
| L | F100/350 (Ranger XLT) | Medium ginger vinyl and medium ginger cloth | 58 | 35 & 42 |
| LB | F100/350 (Ranger XLT) | Black vinyl (heavy duty) with ginger appointments | 1 | 1 |
| L3 | F100/350 (Ranger XLT) | Light ginger and medium ginger vinyl | 10 | 9 |
| M | F100/350 (Ranger XLT) | Black vinyl and black cloth | 15 | 17 & 19 |
| MB | F100/350 (Ranger XLT) | Black vinyl (heavy duty) with black appointments | 1 | 1 |
| M3 | F100/350 (Ranger XLT) | Black vinyl | 4 | 2 |
| N | F100/350 (Ranger XLT) | Dark red vinyl and dark red cloth | 29 | 31 & 34 |
| NB | F100/350 (Ranger XLT) | Black vinyl (heavy duty) with red appointments | 1 | 1 |
| N3 | F100/350 (Ranger XLT) | Medium red and dark red vinyl | 7 | 8 |
| P | F100/350 (Ranger XLT) | Medium avocado vinyl and medium avocado cloth | 59 | 50 & 52 |
| PB | F100/350 (Ranger XLT) | Black vinyl (heavy duty) with avocado appointments | 1 | 1 |
| P3 | F100/350 (Ranger XLT) | Light avocado and medium avocado vinyl | 13 | 14 |
| Q | F100/350 (Ranger XLT) | Medium green vinyl and medium green cloth | 60 | 47 & 53 |
| QB | F100/350 (Ranger XLT) | Black vinyl (heavy duty) with green appointments | 1 | 1 |
| Q3 | F100/350 (Ranger XLT) | Medium green vinyl | 12 | 11 |

THE SOFT TRIM SECTION INCLUDES ONLY THOSE ITEMS WHICH WERE AVAILABLE FOR SERVICE AT THE TIME OF PRINTING. ITEMS NOT SHOWN OR INDICATED WITH A BLACK STAR (★) IN THE CATALOG MUST BE IMPROVISED OR PROCURED LOCALLY.

1973/79
TRUCK SERIES 100/500

1973 SOFT TRIM TEXT SECTION 1

| BODY TYPE | R/L | PART NUMBER LESS SUFFIX | COLORS and APPLICABLE PART NUMBER SUFFIXES | | | | | | | | | | | Q T Y. | | |
|---|-----|---|---|-------|------|--------|------|------|-------|--------|----------------|-----|--------|--------------|-------|-------|
| | | | AVO- CADO | BLACK | BLUE | GINGER | GRAY | GOLD | GREEN | ORANGE | PARCH- MENT | RED | SADDLE | | WHITE | OTHER |
| 04104 | | VISOR (LESS ARM and BRACKET) | | | | | | | | | | | | | | |
| E100/300 | | D3UZ 1104104 | | | A | C | B | | D | | | | | | | 2 |
| F100/350(81) | | D3TZ 1004104 | G | H | E | F | | | D | | | C | | A | | 2 |
| F500(81) | | D3TZ 1004104 | G | H | E | F | | | D | | | C | | ★ | | 2 |
| 04282 | | PAD (INSTRUMENT PANEL) | | | | | | | | | | | | | | |
| E100/300 -- full | | D2UZ 1204282 | | | C | A | D | | | B | | | | | | 1 |
| E100/300 -- partial | | D2UZ 1104282 | | | C | A | D | | | ★ | | | | | | 1 |
| F100/350 | | D3TZ 1004282 | | | C | A | D | | | B | | | | | | 1 |
| F500(81) | | D3TZ 5004282 | | | C | A | D | | | B | | E | | | | 1 |
| E100/300 | | 374576-S36 | (XX-55-A) washer--No. 8-3/4" O.D. x 1/16" thick | | | | | | | | | | | 1 | | |
| 10334 | | COVER (ENGINE PANEL TOP TRIM) | | | | | | | | | | | | | | |
| E100/300 | | D3UZ 1110334 | | | | B | C | | | ★ | | | | | | 1 |
| 13000-1 | | CARPET (FRONT FLOOR) | | | | | | | | | | | | | | |
| E100/300(82C), E300 (Cutaway Cab) | R | D3UZ 1213000 | | | | B | C | | | A | | | | | | 1 |
| | L | D3UZ 1213001 | | | | B | C | | | ★ | | | | | | 1 |
| F100/350 -- C6 trans. | | D3TZ 1013000 | ★ | ★ | ★ | Q | | | | ★ | | | ★ | | | 1 |
| F100/350 -- C4 trans. | | D3TZ 1013000 | ★ | D | C | ★ | | | | ★ | | | ★ | | | 1 |
| 13010-1 | | MAT (FRONT FLOOR) | | | | | | | | | | | | | | |
| Notes: | | Δ Dice pattern mat | | | | | | | | | | | | | | |
| E100/300(82A,89) | R | D3UZ 1113010 | | | A | | | | | | | | | | | 1 |
| | L | D3UZ 1113011 | | | A | | | | | | | | | | | 1 |
| E100/300(82B,89), E300 (Cutaway Cab) | R | D3UZ 1113010 | | | A | F | D | | | C | | | | | | 1 |
| | L | D3UZ 1113011 | | | D | E | ★ | | | B | | | | | | 1 |
| E100/300(89) -- w/insulation pkg. | R | D3UZ 1113010 | | | B | | | | | | | | | | | 1 |
| | L | D3UZ 1113011 | | | D | | | | | | | | | | | 1 |
| F100/350 -- w/3/M/T | | D3TZ 1013010 | | | ΔC | | | | | | | | | | | 1 |
| F100/350 -- 2/W/D with 3/M/T or A/T | | D3TZ 1013010 | U | X | S | V | | | | ★ | ★ | | T | | | 1 |
| F100/350 -- w/A/T | | D3TZ 1013010 | | | ΔR | | | | | | | | | | | 1 |
| F100/350 -- 4/W/D or 4/M/T | | D3TZ 1013010 | AA | AD | Y | V | | | | AC | ★ | | Z | | | 1 |
| F500 -- C6 trans. | | D3TZ 5013010 | | | A | | | | | | | | | | | 1 |
| F500 -- M/T | | D4TZ 5013010 | | | A | | | | | | | | | | | 1 |
| 13042-3 | | MAT or CARPET (AUXILIARY FLOOR WHEEL HOUSE COVER) | | | | | | | | | | | | | | |
| E100/300(82B) -- mat | | D3UZ 1213042 | | | C | ★ | ★ | | | ★ | | | | | | 2 |
| E100/300(82C) -- carpet | R | ★ | | | | | | | | | | | | | | 1 |
| | L | D3UZ 1213043 | | | B | ★ | | | | A | | | | | | 1 |
| 13046 | | CARPET (REAR FLOOR) | | | | | | | | | | | | | | |
| F250/350 (Crew Cab) | | D3TZ 2513046 | E | B | A | D | | | | F | | | C | | | 1 |
| 13054 | | MAT (REAR FLOOR FRONT) | | | | | | | | | | | | | | |
| E100/300(82A,89) -- w/hinged door | | D3UZ 1113054 | | | B | | | | | | | | | | | 1 |
| E100/300(82A,89) -- w/sliding door | | D3UZ 1213054 | | | C | D | ★ | | | A | | | | | | 1 |
| F250/350(Crew Cab) -- without A/C | | D6HZ 2513054 | | | A | | | | | | | | | | | 1 |
| -- with A/C | | D3TZ 2513054 | | | B | | | | | | | | | | | 1 |

1973/79 TRUCK SERIES 100/500

| BODY TYPE | R/L | PART NUMBER LESS SUFFIX | COLORS and APPLICABLE PART NUMBER SUFFIXES | | | | | | | | | | | | | Q T Y. | |
|--|----------------------|----------------------------|---|-------|------|--------|------|------|-------|--------|----------------|-----|--------|-------|-------|--------------|----|
| | | | AVO- CADO | BLACK | BLUE | GINGER | GRAY | GOLD | GREEN | ORANGE | PARCH- MENT | RED | SADDLE | WHITE | OTHER | | |
| 24140-1 REST (FRONT DOOR ARM) | | | | | | | | | | | | | | | | | |
| E100/300 -- door | R | D3UZ 1124140 | | | D | C | B | | | | E | | | | | 1 | |
| | L | D3UZ 1124141 | | | D | C | B | | | | E | | | | | 1 | |
| E100/300 -- quarter | R/L | D3FZ 6224140 | | | | M | J | | | | L | | | | | 2 | |
| | F100/300 | R | D3TZ 1024140 | | ★ | E | J | G | | | | H | | | F | | 1 |
| L | | D3TZ 1024141 | | D | E | J | G | | | | H | | | F | | 1 | |
| E100/300 | | 380344-S | (MM-228-P)-nut-1/4" sleeve | | | | | | | | | | | | | AR | |
| E100/300 | | 55916-S2 | (U-254-H)-screw-1/4"-14 x 1 1/4"-pan head tapping | | | | | | | | | | | | | AR | |
| 24346-7 PANEL (CENTER BODY PILLAR INSIDE FINISH) | | | | | | | | | | | | | | | | | |
| Notes: \$ Paint to match | | | | | | | | | | | | | | | | | |
| F250/350 (Crew Cab) | R | D3TZ 2524346 | | | | | | | | | | | | | | \$A | 1 |
| | L | D3TZ 2524347 | | | | | | | | | | | | | | \$A | 1 |
| BODY TYPE R/L PART NUMBER LESS SUFFIX TRIM CODES AND APPLICABLE PART NUMBER SUFFIXES QTY | | | | | | | | | | | | | | | | | |
| 27406-7 PANEL ASSY. (REAR DOOR TRIM) | | | | | | | | | | | | | | | | | |
| TRIM CODES ▶ 23 33 43 53 63 | | | | | | | | | | | | | | | | | |
| F250/350(81A) | R | D3TZ 2527406 | B5B | B2F | B9A | B4D | B4R | | | | | | | | | | 1 |
| | L | D3TZ 2527407 | B5B | B2F | B9A | ★ | B4R | | | | | | | | | | 1 |
| TRIM CODES ▶ B3 C3 D3 E3 F3 G3 | | | | | | | | | | | | | | | | | |
| F250/350(81E) | R | D3TZ 2527406 | B5B | B2F | B9A | B4D | B4R | | | | | | | | | | 1 |
| | L | D3TZ 2527407 | B5B | B2F | B9A | ★ | B4R | | | | | | | | | | 1 |
| TRIM CODES ▶ K L M N O P | | | | | | | | | | | | | | | | | |
| F250/350 (Ranger XLT) | R | D3TZ 2527406 | A5B | ★ | A9A | ★ | A4R | ★ | | | | | | | | | 1 |
| | L | D3TZ 2527407 | A5B | ★ | A9A | ★ | A4R | ★ | | | | | | | | | 1 |
| BODY TYPE R/L PART NUMBER LESS SUFFIX COLORS and APPLICABLE PART NUMBER SUFFIXES Q T Y. | | | | | | | | | | | | | | | | | |
| 501A42 TONNEAU COVER KIT (PICKUP BOX) - Incl. storage container | | | | | | | | | | | | | | | | | |
| F100/350 -- 133" or 140"W/B | | D1TZ 99501A42 | | | A | | | | | | | | | | | B | 1 |
| 51914 COVER (SHARP METAL EDGE) | | | | | | | | | | | | | | | | | |
| Notes: ⊕ 66 3/4" long-cut to fit | | | | | | | | | | | | | | | | | |
| E100/300 | ⊕ | C8UZ 8951914 | | | A1A | | | | | | | | | | | | AR |
| 51916 PANEL (ROOF TRIM) | | | | | | | | | | | | | | | | | |
| Notes: % Cut to fit | | | | | | | | | | | | | | | | | |
| F100/350(exc. Crew Cab) | | D3TZ 1051916 | | ★ | M | J | K | | | | ★ | | | G | | | 1 |
| F250/350 (Crew Cab) -- front | % | D3TZ 1051916 | | ★ | M | J | K | | | | ★ | | | G | | | 1 |
| | | D3TZ 2551918 | | E | F | | | | | | ★ | | | A | | | 1 |
| | | D4TZ 2551918 | | | | | A9B | A3F | | | | | | | | | 1 |
| F100/350 | | 381969-S2 | (UU-89-A)-screw-washer head-No. 8-18 x 1/2" | | | | | | | | | | | | | 2 | |
| F100/500 | | 381801-S9 | (UU-148)-screw-washer head drill-No. 8-18 x 1/2" | | | | | | | | | | | | | 1 | |
| 51918 | Refer to group 51916 | | | | | | | | | | | | | | | | |
| 51942 | Refer to group 51990 | | | | | | | | | | | | | | | | |
| 519A76 PANEL (ROOF TRIM) Section 4A | | | | | | | | | | | | | | | | | |
| E100/300 -- 123" W/B | | D3UZ 11519A76 | | | | | | A | | | | | | | | | 1 |

1973/79
TRUCK SERIES 100/500

| BODY TYPE | R/L | PART NUMBER LESS SUFFIX | COLORS and APPLICABLE PART NUMBER SUFFIXES | | | | | | | | | | | | | QTY. | |
|--|-----|---|--|-------|------|--------|------|------|-------|--------|------------|-----|--------|-------|-------|------|---|
| | | | AVO-CADO | BLACK | BLUE | GINGER | GRAY | GOLD | GREEN | ORANGE | PARCH-MENT | RED | SADDLE | WHITE | OTHER | | |
| 51990 | | PANEL (ROOF TRIM) | | | | | | | | | | | | | | | |
| Notes: | | % Cut to fit | | | | | | | | | | | | | | | |
| F100/350(exc. Crew Cab) -- perforated | | D3TZ 1051990 | | | | | | | | | | | | | | A | 1 |
| F100/500 (exc. Crew Cab) -- non/perforated | | D3TZ 1051990 | | | | | | | | | | | | | | B | 1 |
| F250/350 (Crew Cab) -- front | % | D3TZ 1051990 | | | | | | | | | | | | | | B | 1 |
| -- rear | | D4TZ 2551942 | | | | | | | | | | | | | | A | 1 |
| BODY TYPE | R/L | PART NUMBER | DESCRIPTION | | | | | | | | | | | | | QTY | |
| 52016 | | TRIM KIT (ROOF PANEL) - Consists of panel and template | | | | | | | | | | | | | | | |
| E100/300 | | D3UZ 1152016-A | Gray-use for Sections 1 thru 4 | | | | | | | | | | | | | AR | |
| 60012 | | BACK and CUSHION KIT (DRIVER or PASSENGER SEAT) | | | | | | | | | | | | | | | |
| E100/300 | | D3UZ 1160012-A | | | | | | | | | | | | | | 2 | |
| 60050 | | CUSHION KIT (FRONT SEAT) - less cover | | | | | | | | | | | | | | | |
| F100/350 (exc. Crew Cab) | | D3TZ 1060050-A | Full width seat | | | | | | | | | | | | | 1 | |
| F250/350 (Crew Cab) | | D3TZ 2560050-A | Full width front seat | | | | | | | | | | | | | 1 | |
| | | D3TZ 1060050-A | Full width rear seat | | | | | | | | | | | | | 1 | |
| 60136 | | BACK KIT (FRONT SEAT) | | | | | | | | | | | | | | | |
| F100/500 (exc. Crew Cab) | | D3TZ 1060136-B | Pad-full width seat | | | | | | | | | | | | | 1 | |
| | | D4TZ 1061018-B | Frame-full width seat | | | | | | | | | | | | | 1 | |
| F250/350 (Crew Cab) | | D3TZ 1060136-B | Pad-full width front seat | | | | | | | | | | | | | 1 | |
| | | D3TZ 1061018-A | Frame-full width front seat | | | | | | | | | | | | | 1 | |
| | | D3TZ 1060136-B | Pad-full width rear seat | | | | | | | | | | | | | 1 | |
| | | D3TZ 1061018-A | Frame-full width rear seat | | | | | | | | | | | | | 1 | |
| 61018 | | Refer to group 60136 | | | | | | | | | | | | | | | |
| BODY TYPE | R/L | PART NUMBER LESS SUFFIX | TRIM CODES AND APPLICABLE PART NUMBER SUFFIXES | | | | | | | | | | | | | QTY | |
| 62900 | | COVER (SEAT CUSHION) | | | | | | | | | | | | | | | |
| FRONT SEAT | | | | | | | | | | | | | | | | | |
| | | | TRIM CODES | B3 | C3 | D3 | E3 | F3 | G3 | | | | | | | | |
| F100/350(81E) | | D3TZ 1062900 | BDB | BDF | BDA | BDD | BDR | ★ | | | | | | | | 1 | |
| | | | TRIM CODES | K | L | M | N | O | P | KB | LB | MB | NB | OB | PB | | |
| F100/350 (Ranger XLT) | | D3TZ 1062900 | ★ | ★ | ★ | BCD | ★ | ★ | BGA | BGA | BGA | BGA | BGA | BGA | | 1 | |
| | | | TRIM CODES | K3 | L3 | M3 | N3 | O3 | P3 | | | | | | | | |
| F100/350 (Ranger XLT) | | D3TZ 1062900 | BDB | BDF | BDA | BDD | BDR | ★ | | | | | | | | 1 | |
| | | | TRIM CODES | 23 | 33 | 43 | 53 | 63 | B | C | D | E | F | G3 | P3 | | |
| F100/500(81) | | D3TZ 1062900 | BDB | BDF | BDA | BDD | BDR | BDB | BDF | BDA | BDD | BDR | ★ | ★ | | 1 | |
| | | | TRIM CODES | 2 | 4 | 5 | 6 | 2B | 4B | 5B | 6B | | | | | | |
| F100/500(81A) | | D3TZ 1062900 | ★ | BAA | ★ | ★ | BGA | BGA | BGA | BGA | | | | | 1 | | |
| | | | TRIM CODES | BB | CB | DB | EB | FB | GB | | | | | | | | |
| F100/500 (81B,E) | | D3TZ 1062900 | BGA | BGA | BGA | BGA | BGA | BGA | | | | | | | 1 | | |

**1973/79
TRUCK SERIES 100/500**

1973 SOFT TRIM TEXT SECTION 5

| BODY TYPE | R/L | PART NUMBER LESS SUFFIX | TRIM CODES AND APPLICABLE PART NUMBER SUFFIXES | | | | | | | | | | | | | QTY |
|-----------|-----|-------------------------------|--|--|--|--|--|--|--|--|--|--|--|--|--|-----|
| 62900 | | COVER (SEAT CUSHION) — Cont'd | | | | | | | | | | | | | | |

REAR SEAT

| | | | TRIM CODES | | | | | | | | | | | | | | |
|-----------------------|--|--------------|------------|-----|-----|-----|-----|-----|-----|----|-----|-----|-----|-----|-----|-----|---|
| | | | 2 | 2B | 3B | 4 | 4B | 5 | 5B | 6 | 6B | 23 | 33 | 43 | 53 | 63 | |
| F250/350(81A) | | D3TZ 1062900 | ★ | BGA | BGA | BAA | BGA | ★ | BGA | ★ | BGA | BDB | BDF | BDA | BDD | BDR | 1 |
| | | | TRIM CODES | | | | | | | | | | | | | | |
| | | | B3 | C3 | D3 | E3 | F3 | G3 | | | | | | | | | |
| F250/350(81E) | | D3TZ 1062900 | BDB | BDF | BDA | BDD | BDR | ★ | | | | | | | | | 1 |
| | | | TRIM CODES | | | | | | | | | | | | | | |
| | | | K | L | M | N | O | 03 | P | P3 | | | | | | | |
| F250/350 (Ranger XLT) | | D3TZ 1062900 | ★ | ★ | ★ | ★ | ★ | BDR | ★ | ★ | | | | | | | 1 |

| BODY TYPE | R/L | PART NUMBER LESS SUFFIX | DESCRIPTION | | | | | | | | | | | | | QTY |
|-----------|-----|----------------------------|-------------|--|--|--|--|--|--|--|--|--|--|--|--|-----|
| 632A22 | | PAD (FRONT SEAT CUSHION) | | | | | | | | | | | | | | |
| E100/300 | | D3UZ 11632A22-A | | | | | | | | | | | | | | 1 |

| BODY TYPE | R/L | PART NUMBER LESS SUFFIX | TRIM CODES AND APPLICABLE PART NUMBER SUFFIXES | | | | | | | | | | | | | QTY |
|-----------|-----|----------------------------|--|--|--|--|--|--|--|--|--|--|--|--|--|-----|
| 64416 | | COVER (SEAT BACK) | | | | | | | | | | | | | | |

FRONT SEAT

| | | | TRIM CODES | | | | | | | | | | | | | | |
|-------------------------------------|--|--------------|------------|-----|-----|-----|-----|-----|-----|-----|----|-----|----|--|--|--|---|
| | | | 4 | 5 | 2B | 4B | 5B | 6B | 23 | 33 | 43 | 53 | 63 | | | | |
| F100/500(81A exc. Crew Cab) | | D3TZ 1064416 | ★ | ★ | BGA | BGA | BGA | BGA | ★ | ★ | ★ | ★ | ★ | | | | 1 |
| | | | TRIM CODES | | | | | | | | | | | | | | |
| | | | BB | CB | DB | EB | FB | GB | | | | | | | | | |
| F100/500(81E exc. Crew Cab) | | D3TZ 1064416 | BGA | BGA | BGA | BGA | BGA | BGA | | | | | | | | | 1 |
| | | | TRIM CODES | | | | | | | | | | | | | | |
| | | | N | KB | LB | MB | NB | OB | PB | | | | | | | | |
| F100/350 (exc. Ranger XLT Crew Cab) | | D3TZ 1064416 | ★ | BGA | BGA | BGA | BGA | BGA | BGA | | | | | | | | 1 |
| | | | TRIM CODES | | | | | | | | | | | | | | |
| | | | B | BB | C | CB | D | DB | E | EB | F | FB | | | | | |
| F500(81B) | | D3TZ 1064416 | ★ | BGA | ★ | BGA | ★ | BGA | ★ | BGA | ★ | BGA | | | | | 1 |

REAR SEAT

| | | | TRIM CODES | | | | | | | | | | | | | | |
|---------------|--|--------------|------------|-----|---|-----|---|-----|-----|----|----|----|----|----|--|--|---|
| | | | 2B | 3B | 4 | 4B | 5 | 5B | 6B | 23 | 33 | 43 | 53 | 63 | | | |
| F250/350(81A) | | D3TZ 1064416 | BGA | BGA | ★ | BGA | ★ | BGA | BGA | ★ | ★ | ★ | ★ | ★ | | | 1 |

| BODY TYPE | R/L | PART NUMBER LESS SUFFIX | DESCRIPTION | | | | | | | | | | | | | QTY |
|-----------|-----|-------------------------------------|-------------|--|--|--|--|--|--|--|--|--|--|--|--|-----|
| 64600 | | FILLER (FRONT SEAT BACK REAR INNER) | | | | | | | | | | | | | | |

| | | | | | | | | | | | | | | | | |
|---------------------|--|-----------------|--|--|--|--|--|--|--|--|--|--|--|--|--|---|
| F250/350 (Crew Cab) | | D3TZ 2564600-AA | | | | | | | | | | | | | | 1 |
|---------------------|--|-----------------|--|--|--|--|--|--|--|--|--|--|--|--|--|---|

| BODY TYPE | R/L | PART NUMBER LESS SUFFIX | DESCRIPTION | | | | | | | | | | | | | QTY |
|-----------|-----|----------------------------|-------------|--|--|--|--|--|--|--|--|--|--|--|--|-----|
| 64810 | | PAD (FRONT SEAT BACK) | | | | | | | | | | | | | | |
| E100/300 | | D3UZ 1164810-A | | | | | | | | | | | | | | 1 |

| BODY TYPE | R/L | PART NUMBER LESS SUFFIX | COLORS and APPLICABLE PART NUMBER SUFFIXES | | | | | | | | | | | | | QTY |
|-----------|-----|----------------------------|--|-------|------|--------|------|------|-------|--------|----------------|-----|--------|-------|-------|---------|
| | | | AVO- CADO | BLACK | BLUE | GINGER | GRAY | GOLD | GREEN | ORANGE | PARCH- MENT | RED | SADDLE | WHITE | OTHER | T Y. |
| 67060 | | PLUG (REAR SEAT ARM REST) | | | | | | | | | | | | | | |

| | | | | | | | | | | | | | | | | | |
|----------|--|--------------|--|---|---|--|--|--|--|--|--|--|--|--|--|--|---|
| E100/300 | | D3UZ 1267060 | | B | C | | | | | | | | | | | | 1 |
|----------|--|--------------|--|---|---|--|--|--|--|--|--|--|--|--|--|--|---|

| BODY TYPE | R/L | PART NUMBER LESS SUFFIX | DESCRIPTION | | | | | | | | | | | | | QTY |
|-----------|-----|----------------------------|-------------|--|--|--|--|--|--|--|--|--|--|--|--|-----|
| 67112 | | REST (REAR SEAT ARM) | | | | | | | | | | | | | | |

| | | | | | | | | | | | | | | | | | |
|----------|--|--------------|--|--|---|---|---|--|--|--|--|--|---|--|--|--|----|
| E100/300 | | D3UZ 1267112 | | | C | B | ★ | | | | | | D | | | | AR |
|----------|--|--------------|--|--|---|---|---|--|--|--|--|--|---|--|--|--|----|

1973/79
TRUCK SERIES 100/500

| BODY TYPE | R/L | PART NUMBER LESS SUFFIX | TRIM CODES AND APPLICABLE PART NUMBER SUFFIXES | | | | | | | | | | | | | QTY |
|-------------------------------------|-----|-------------------------------------|--|-------|------|--------|------|------|-------|--------|--------|-----|--------|-------|-------|-----|
| 64416 | | COVER (SEAT BACK) — Cont'd | | | | | | | | | | | | | | |
| FRONT SEAT | | | | | | | | | | | | | | | | |
| | | | TRIM CODES ▶ | N | KB | LB | MB | NB | OB | PB | | | | | | |
| F100/350 (exc. Ranger XLT Crew Cab) | | D3TZ 1064416 | ★ | BGA | BGA | BGA | BGA | BGA | BGA | BGA | | | | | 1 | |
| | | | TRIM CODES ▶ | B | BB | C | CB | D | DB | E | EB | F | FB | | | |
| F500(81B) | | D3TZ 1064416 | ★ | BGA | ★ | BGA | ★ | BGA | ★ | BGA | ★ | BGA | ★ | BGA | 1 | |
| REAR SEAT | | | | | | | | | | | | | | | | |
| | | | TRIM CODES ▶ | 2B | 3B | 4 | 4B | 5 | 5B | 6B | 23 | 33 | 43 | 53 | 63 | |
| F250/350(81A) | | D3TZ 1064416 | BGA | BGA | ★ | BGA | ★ | BGA | BGA | ★ | ★ | ★ | ★ | ★ | 1 | |
| BODY TYPE | R/L | PART NUMBER | DESCRIPTION | | | | | | | | | | | | | QTY |
| 64600 | | FILLER (FRONT SEAT BACK REAR INNER) | | | | | | | | | | | | | | |
| F250/350 (Crew Cab) | | D3TZ 2564600-AA | | | | | | | | | | | | | | 1 |
| 64810 | | PAD (FRONT SEAT BACK) | | | | | | | | | | | | | | |
| E100/300 | | D3UZ 1164810-A | | | | | | | | | | | | | | 1 |
| BODY TYPE | R/L | PART NUMBER LESS SUFFIX | COLORS and APPLICABLE PART NUMBER SUFFIXES | | | | | | | | | | | | | QTY |
| | | | AVO- | BLACK | BLUE | GINGER | GRAY | GOLD | GREEN | ORANGE | PARCH- | RED | SADDLE | WHITE | OTHER | |
| | | | CADO | | | | | | | | MENT | | | | | |
| 67060 | | PLUG (REAR SEAT ARM REST) | | | | | | | | | | | | | | |
| E100/300 | | D3UZ 1267060 | | B | C | | | | | | | | | | 1 | |
| 67112 | | REST (REAR SEAT ARM) | | | | | | | | | | | | | | |
| E100/300 | | D3UZ 1267112 | | C | B | ★ | | | | | | D | | | AR | |

INSTRUCTIONS

Determine correct Group Number by referring to an appropriate illustration in the Interior Trim Section of the Illustration Catalog, Form FP 8096-B or to the Soft Trim Index of this catalog. Identify Model, Body Type and Trim Code by referring to 1974 Warranty Rating Plate Codes.

| | | | | | |
|--|-------|---|--------|----------------|------|
| SEE OPERATORS MANUAL FOR EQUIP. REQ'D FOR MAX. GVW & LOAD CAPACITIES | | | | | |
| 188EVC90001 | | WARRANTY VOID IF LOAD CAPACITY EXCEEDED | | MADE IN U.S.A. | |
| WARRANTY NO. / ADEQUATE TIRES REQ'D FOR AXLE LOADINGS | | | | | |
| W.B. | COLOR | MODEL | BODY | TRANS. | AXLE |
| 150 | JM | F802 | L3A | 2M | GCS |
| 39000 | | 182 | 3800 | 72 | |
| MAX. G.V.W. LBS. | | CERT. NET H.P. | R.P.M. | D.S.O. | |

L3 — TRIM CODE

REFER TO THE CODES LISTED ON THE FOLLOWING PAGES AND USE THESE CODES TO DETERMINE SEAT COVER PART NUMBERS. ALSO REFER TO THE GENERAL INFORMATION SECTION OF THIS CATALOG FOR INTERPRETATION OF BODY TYPE CODES. P-8280

The 1974 Soft Trim Catalog consists of:

- (1) Trim Scheme Codes (Pages A3, A4, etc.).
- (2) Listing of Soft Trim Parts for all Econoline (E100/300) and Truck (F100/500).
- (3) Trim Swatches (Pages B, C, D, E and F) are located at the beginning of the 1973 Soft Trim Section.

TRIM SCHEME CODES and SWATCHES

- Consists of: (1) Listing of Trim Scheme Codes arranged in order of series and body types i.e. E100 (82), etc.
 (2) Colored Swatches identified by a number beside the swatch.

How to use: (1) Identify Body Type and Trim Code and apply this information to the listing of Trim Scheme Codes.

- (2) Determine Swatch Identification Numbers and refer to Colored Swatches on Page B, etc.
- (3) Locate appropriate swatches to verify the color and/or pattern of the principle materials used.

Colored Swatch pages are primarily for verification of color and/or pattern and do not indicate the type or weight of material.

For example, to determine which Swatches make up Trim Code 13 on E100/300 (82A), refer to Page A2. As shown on Page A2, E100/300 (82A) Trim Code 13 indicates: Bolster material (Swatch No. 16) and cushion and back material (Swatch No. 43).

| CODE | SERIES and BODY TYPE | TRIM SCHEME DESCRIPTION |
|------|----------------------|-------------------------|
| | | F SERIES |
| AA | E100/300(81A) | Black all vinyl |
| | | Blue all vinyl |

P-12814-A

SOFT TRIM PARTS for ALL ECONOLINE (E100/300) and TRUCK (F100/500).

Consists of: (1) Parts cataloged by color (e.g. groups 04104, 04282, etc.).

(2) Parts cataloged by trim code (e.g. groups 62900, 64416, etc.).

(3) Miscellaneous parts (e.g. groups 60012, 60026, etc.).

PARTS CATALOGED BY COLOR

- (1) Identify Body Type and Color of desired part.
- (2) Determine Group Number of part.
- (3) Locate appropriate Color listed at top of page.
- (4) Match Color with Body Type to select desired part number.

For example, should a Blue Sun Visor (group number 04104) be desired for an E100 body type 82A:

- (1) Refer to group 04104.
- (2) Read list of Colors above title to find Blue.
- (3) Read down to find E100/300
- (4) Part number shown is D3UZ 1104104 and suffix in "Blue" column is A.

| BODY TYPE | LESS SUFFIX | AVO CADO | BLACK | BLUE | GREEN | ORANGE | RED | SADDLE | WHITE | OTHER |
|--------------|------------------------------|----------|-------|------|-------|--------|-----|--------|-------|-------|
| 04104 | VISOR (LESS ARM and BRACKET) | | | | | | | | | |
| E100/300 | D3UZ 1104104 | | | A | C | B | D | | | 2 |
| E100/350(81) | D3TZ 1001104 | G | H | E | F | | D | | | |
| | | | H | E | F | | | | A | |

P-12814-B

PARTS CATALOGED BY TRIM CODE.

- (1) Identify Series, Body Type and Trim Code.
- (2) Determine Group Number of part.
- (3) Locate appropriate Trim Code (listing of Trim Codes precedes each body type).
- (4) Match Series and Body Type with Trim Code to select part number.

For example, should a R.H. Front Door Trim Panel (group 23942) be required for a 1974 E100, body type 82C, Trim Code 23:

- (1) Refer to group 23942-3
- (2) Read down to locate E100/300 (82C)
- (3) Read trim codes (listed numerically) to find Trim Code 23.
- (4) Part number shown is D3UZ 1223942 and suffix listed is ACB.

| 23942-3 | | PANEL (FRONT DOOR TRIM) | | TRIM CODES | | AG | AU | BA | BB | BU |
|----------|---|-------------------------|---------|------------|---|----|----|----|----|----|
| F100/500 | R | D4TZ | 1023942 | A | D | | | M | K | 1 |
| | L | D4TZ | 1023943 | A | D | | | M | K | 1 |
| | R | D5TZ | 1023943 | | | A | F | | | 1 |
| | | | | | | A | F | | | 1 |

P-12814-C

1973/79
TRUCK SERIES 100/500 1974 SOFT TRIM DATA SECTION 3

1974 TRIM SCHEME CODES
 AS LISTED ON WARRANTY PLATE

| CODE | SERIES and BODY TYPE | TRIM SCHEME DESCRIPTION | ● CONSISTS OF SWATCH IDENTIFICATION NUMBERS | |
|------|----------------------------|-------------------------|--|---------------------|
| | | | SEATS | |
| | | | BOLSTER | CUSHION AND BACK |

● For Swatch identification refer to Page B, etc.

ECONOLINE

| | | | | |
|----|--------------------|---|----|---------|
| 1 | E100/300 (89A,C,E) | Light gray and black vinyl | 16 | 16 & 71 |
| 2 | E100/300 (89A,C,E) | Light blue and medium blue vinyl | 26 | 26 & 73 |
| 3 | E100/300 (89A,C,E) | Light ginger and medium ginger vinyl | 57 | 57 & 72 |
| 4 | E100/300 (89A,C,E) | Light green and medium green vinyl | 48 | 48 & 70 |
| 11 | E100/300 (89A,C,E) | Light gray and black vinyl | 16 | 16 & 71 |
| 12 | E100/300 (89A,C,E) | Light gray and black vinyl | 16 | 16 & 71 |
| 13 | E100/300 (82A) | Light gray and black vinyl | 16 | 16 & 71 |
| 14 | E100/300 (82A) | Light gray and black vinyl | 16 | 16 & 71 |
| 15 | E100/300 (82A) | Light gray and black vinyl | 16 | 16 & 71 |
| 21 | E100/300 (89A,C,E) | Light blue and medium blue vinyl | 26 | 26 & 73 |
| 22 | E100/300 (89A,C,E) | Light blue and medium blue vinyl | 26 | 26 & 73 |
| 23 | E100/300 (82A) | Light blue and medium blue vinyl | 26 | 26 & 73 |
| 23 | E100/300 (82B) | Light blue and medium blue vinyl | 65 | 21 & 65 |
| 23 | E100/300 (82C) | Medium blue vinyl and medium blue cloth | 25 | 23 & 25 |
| 24 | E100/300 (82A) | Light blue and medium blue vinyl | 26 | 26 & 73 |
| 24 | E100/300 (82B) | Light blue and medium blue vinyl | 65 | 21 & 65 |
| 24 | E100/300 (82C) | Medium blue vinyl and medium blue cloth | 25 | 23 & 25 |
| 25 | E100/300 (82A) | Light blue and medium blue vinyl | 26 | 26 & 73 |
| 25 | E100/300 (82B) | Light blue and medium blue vinyl | 65 | 21 & 65 |
| 25 | E100/300 (82C) | Medium blue vinyl and medium blue cloth | 25 | 23 & 25 |
| 26 | E100/300 (89A,C,E) | Light blue and medium blue vinyl | 65 | 21 & 65 |
| 27 | E100/300 (89A,C,E) | Light blue and medium blue vinyl | 65 | 21 & 65 |
| 28 | E100/300 (89A,C,E) | Light blue and medium blue vinyl | 65 | 21 & 65 |
| 31 | E100/300 (89A,C,E) | Light ginger and medium ginger vinyl | 57 | 57 & 72 |
| 32 | E100/300 (89A,C,E) | Light ginger and medium ginger vinyl | 57 | 57 & 72 |
| 33 | E100/300 (82A) | Light ginger and medium ginger vinyl | 57 | 57 & 72 |
| 33 | E100/300 (82B) | Light ginger and medium ginger vinyl | 10 | 10 & 40 |
| 33 | E100/300 (82C) | Medium ginger vinyl and medium ginger cloth | 58 | 37 & 58 |
| 34 | E100/300 (82A) | Light ginger and medium ginger vinyl | 57 | 57 & 72 |
| 34 | E100/300 (82B) | Light ginger and medium ginger vinyl | 10 | 10 & 40 |
| 34 | E100/300 (82C) | Medium ginger vinyl and medium ginger cloth | 58 | 37 & 58 |
| 35 | E100/300 (82A) | Light ginger and medium ginger vinyl | 57 | 57 & 72 |
| 35 | E100/300 (82B) | Light ginger and medium ginger vinyl | 10 | 10 & 40 |
| 35 | E100/300 (82C) | Medium ginger vinyl and medium ginger cloth | 58 | 37 & 58 |
| 36 | E100/300 (89A,C,E) | Light ginger and medium ginger vinyl | 10 | 10 & 40 |
| 37 | E100/300 (89A,C,E) | Light ginger and medium ginger vinyl | 10 | 10 & 40 |
| 38 | E100/300 (89A,C,E) | Light ginger and medium ginger vinyl | 10 | 10 & 40 |
| 41 | E100/300 (89A,C,E) | Light green and medium green vinyl | 48 | 48 & 70 |
| 42 | E100/300 (89A,C,E) | Light green and medium green vinyl | 48 | 48 & 70 |
| 43 | E100/300 (82A) | Light green and medium green vinyl | 48 | 48 & 70 |
| 43 | E100/300 (82B) | Light green and medium green vinyl | 63 | 44 & 63 |
| 43 | E100/300 (82C) | Medium green vinyl and medium green cloth | 60 | 46 & 60 |
| 44 | E100/300 (82A) | Light green and medium green vinyl | 48 | 48 & 70 |
| 44 | E100/300 (82B) | Light green and medium green vinyl | 63 | 44 & 63 |
| 44 | E100/300 (82C) | Medium green vinyl and medium green cloth | 60 | 46 & 60 |
| 45 | E100/300 (82A) | Light green and medium green vinyl | 48 | 48 & 70 |
| 45 | E100/300 (82B) | Light green and medium green vinyl | 63 | 44 & 63 |
| 45 | E100/300 (82C) | Medium green vinyl and medium green cloth | 60 | 46 & 60 |
| 46 | E100/300 (89A,C,E) | Light green and medium green vinyl | 63 | 44 & 63 |
| 47 | E100/300 (89A,C,E) | Light green and medium green vinyl | 63 | 44 & 63 |
| 48 | E100/300 (89A,C,E) | Light green and medium green vinyl | 63 | 44 & 63 |

| 1974 TRIM SCHEME CODES AS LISTED ON WARRANTY PLATE | | | | |
|--|---|---|--|---------------------|
| CODE | SERIES and BODY TYPE | TRIM SCHEME DESCRIPTION | ● CONSISTS OF SWATCH IDENTIFICATION NUMBERS | |
| | | | SEATS | |
| | | | BOLSTER | CUSHION AND BACK |
| ● For Swatch identification refer to Page B, etc. — Cont'd | | | | |
| ECONOLINE | | | | |
| B | E100/300 (89B,D,F), E300 (Cutaway Cab) | Light blue and medium blue vinyl | 65 | 21 & 65 |
| B1 | E300 (Cutaway Cab) | Light blue and medium blue vinyl | 65 | 21 & 65 |
| B2 | E300 (Cutaway Cab) | Light blue and medium blue vinyl | 65 | 21 & 65 |
| B7 | E100/300 (89B,D,F) | Light blue and medium blue vinyl | 65 | 21 & 65 |
| B8 | E100/300 (89B,D,F) | Light blue and medium blue vinyl | 65 | 21 & 65 |
| C | E100/300 (89B,D,F), E300 (Cutaway Cab) | Light ginger and medium ginger vinyl | 10 | 10 & 40 |
| C1 | E300 (Cutaway Cab) | Light ginger and medium ginger vinyl | 10 | 10 & 40 |
| C2 | E300 (Cutaway Cab) | Light ginger and medium ginger vinyl | 10 | 10 & 40 |
| C7 | E100/300 (89B,D,F) | Light ginger and medium ginger vinyl | 10 | 10 & 40 |
| C8 | E100/300 (89B,D,F) | Light ginger and medium ginger vinyl | 10 | 10 & 40 |
| D | E100/300 (89B,D,F), E300 (Cutaway Cab) | Light green and medium green vinyl | 63 | 44 & 63 |
| D1 | E300 (Cutaway Cab) | Light green and medium green vinyl | 63 | 44 & 63 |
| D2 | E300 (Cutaway Cab) | Light green and medium green vinyl | 63 | 44 & 63 |
| D7 | E100/300 (89B,D,F) | Light green and medium green vinyl | 63 | 44 & 63 |
| D8 | E100/300 (89B,D,F) | Light green and medium green vinyl | 63 | 44 & 63 |
| K | E300 (Cutaway Cab) | Light blue and medium blue vinyl | 65 | 21 & 65 |
| K1 | E300 (Cutaway Cab) | Light blue and medium blue vinyl | 65 | 21 & 65 |
| K2 | E300 (Cutaway Cab) | Light blue and medium blue vinyl | 65 | 21 & 65 |
| L | E300 (Cutaway Cab) | Light ginger and medium ginger vinyl | 10 | 10 & 40 |
| L1 | E300 (Cutaway Cab) | Light ginger and medium ginger vinyl | 10 | 10 & 40 |
| L2 | E300 (Cutaway Cab) | Light ginger and medium ginger vinyl | 10 | 10 & 40 |
| M | E300 (Cutaway Cab) | Light green and medium green vinyl | 63 | 44 & 63 |
| M1 | E300 (Cutaway Cab) | Light green and medium green vinyl | 63 | 44 & 63 |
| M2 | E300 (Cutaway Cab) | Light green and medium green vinyl | 63 | 44 & 63 |
| S | E300 (Cutaway Cab) | Medium blue vinyl and medium blue cloth | 25 | 23 & 25 |
| S1 | E300 (Cutaway Cab) | Medium blue vinyl and medium blue cloth | 25 | 23 & 25 |
| S2 | E300 (Cutaway Cab) | Medium blue vinyl and medium blue cloth | 25 | 23 & 25 |
| T | E300 (Cutaway Cab) | Medium ginger vinyl and medium ginger cloth | 58 | 37 & 58 |
| T1 | E300 (Cutaway Cab) | Medium ginger vinyl and medium ginger cloth | 58 | 37 & 58 |
| T2 | E300 (Cutaway Cab) | Medium ginger vinyl and medium ginger cloth | 58 | 37 & 58 |
| U | E300 (Cutaway Cab) | Medium green vinyl and medium green cloth | 60 | 46 & 60 |
| U1 | E300 (Cutaway Cab) | Medium green vinyl and medium green cloth | 60 | 46 & 60 |
| U2 | E300 (Cutaway Cab) | Medium green vinyl and medium green cloth | 60 | 46 & 60 |
| F SERIES | | | | |
| 2 | F100/350 (81A) | Light blue and medium blue vinyl | 65 | 54 & 65 |
| 2B, 2E, 2F | F100/350 (81A) | Black vinyl (heavy duty) with blue appointments | 1 | 1 |
| 3B, 3E, 3F | F100/350(81A) | Black vinyl (heavy duty) with ginger appointments | 1 | 1 |
| 4 | F100/500(81A) | Black vinyl | 4 | 3 & 4 |
| 4B, 4E, 4F | F100/500(81A) | Black vinyl (heavy duty) | 1 | 1 |
| 5 | F100/350(81A) | Medium red and dark red vinyl | 33 | 30 & 33 |
| 2Y | F100/350 (81A) | Blue vinyl and blue cloth | | |

1973/79
TRUCK SERIES 100/500

| 1974 TRIM SCHEME CODES AS LISTED ON WARRANTY PLATE | | | | |
|--|----------------------------|---|--|---------------------|
| CODE | SERIES and BODY TYPE | TRIM SCHEME DESCRIPTION | ● CONSISTS OF SWATCH IDENTIFICATION NUMBERS | |
| | | | SEATS | |
| | | | BOLSTER | CUSHION AND BACK |
| ● For Swatch identification refer to Page B, etc. — Cont'd | | | | |
| F SERIES | | | | |
| 5B, 5E, 5F | F100/350(81A) | Black vinyl (heavy duty) with red appointments | 1 | 1 |
| 6 | F100/350(81A) | Light green and medium green vinyl | 63 | 63 & 64 |
| 6B, 6E, 6F | F100/350(81A) | Black vinyl (heavy duty) with green appointment | 1 | 1 |
| 23 | F100/500(81A) | Medium blue vinyl | 5 | 5 & 6 |
| 25, 26 | F100/350(81A) | Light blue and medium blue vinyl | 65 | 54 & 65 |
| 27, 28 | F100/350(81A) | Medium blue vinyl | 5 | 5 & 6 |
| 33, 37, 38 | F100/500(81A) | Light ginger and medium ginger vinyl | 10 | 9 & 10 |
| 43 | F100/500(81A) | Black vinyl | 4 | 2 & 4 |
| 45, 46 | F100/350(81A) | Black vinyl | 4 | 3 & 4 |
| 47, 48 | F100/350(81A) | Black vinyl | 4 | 2 & 4 |
| 53 | F100/500(81A) | Medium red and dark red vinyl | 7 | 7 & 8 |
| 55, 56 | F100/350(81A) | Medium red and dark red vinyl | 33 | 30 & 33 |
| 63 | F100/500(81A) | Medium green vinyl | 12 | 11 & 12 |
| 65, 66 | F100/350(81A) | Light green and medium green vinyl | 63 | 63 & 64 |
| 67, 68 | F100/350(81A) | Medium green vinyl | 12 | 11 & 12 |
| B | F100/350(81E) | Medium blue vinyl and medium blue cloth | 25 | 22 & 25 |
| B | F500(81B) | Medium blue vinyl | 5 | 5 & 6 |
| BB, BE, BF | F100/500(81B,E) | Black vinyl (heavy duty) with blue appointments | 1 | 1 |
| B3 | F100/350(81E) | Medium blue vinyl | 5 | 5 & 6 |
| B5, B6 | F100/350(81E) | Medium blue vinyl and medium blue cloth | 25 | 22 & 25 |
| B7, B8 | F100/350(81E) | Medium blue vinyl | 5 | 5 & 6 |
| C | F100/350(81E) | Medium ginger vinyl and medium ginger cloth | 58 | 41 & 58 |
| C | F500(81B) | Light ginger and medium ginger vinyl | 10 | 9 & 10 |
| CB, CE, CF | F100/500(81B,E) | Black vinyl (heavy duty) with ginger appointments | 1 | 1 |
| C3 | F100/350(81E) | Light ginger and medium ginger vinyl | 10 | 9 & 10 |
| C5, C6 | F100/350(81E) | Medium ginger vinyl and medium ginger cloth | 58 | 41 & 58 |
| C7, C8 | F100/350(81E) | Medium ginger vinyl | | |
| D | F100/350(81E) | Black vinyl and black cloth | 15 | 15 & 18 |
| D | F500(81B) | Black vinyl | 4 | 2 & 4 |

1973/79

1974 TRIM SCHEME CODES
AS LISTED ON WARRANTY PLATE

| CODE | SERIES and BODY TYPE | TRIM SCHEME DESCRIPTION | ● CONSISTS OF SWATCH IDENTIFICATION NUMBERS | |
|--|----------------------------|--|--|---------------------|
| | | | SEATS | |
| | | | BOLSTER | CUSHION AND BACK |
| ● For Swatch identification refer to Page B, etc. — Cont'd | | | | |
| F SERIES | | | | |
| DB, DE, DF | F100/500(81B,E) | Black vinyl (heavy duty) | 1 | 1 |
| D3 | F100/350(81E) | Black vinyl | 4 | 2 & 4 |
| D5, D6 | F100/350(81E) | Black vinyl and black cloth | 15 | 15 & 18 |
| D7, D8 | F100/350(81E) | Black vinyl | 4 | 2 & 4 |
| E | F100/350(81E) | Dark red vinyl and dark red cloth | 29 | 29 & 32 |
| E | F500(81B) | Red and dark red vinyl | 7 | 7 & 8 |
| EB | F100/500(81B,E) | Black vinyl (heavy duty) with red appointments | 1 | 1 |
| E3 | F100/350(81E) | Red and dark red vinyl | 7 | 7 & 8 |
| F | F100/350(81E) | Medium green vinyl and medium green cloth | 60 | 36 & 60 |
| F | F500(81B) | Medium green vinyl | 12 | 11 & 12 |
| FB, FE, FF | F100/500(81B,E) | Black vinyl (heavy duty) with green appointments | 1 | 1 |
| F3 | F100/350(81E) | Medium green vinyl | 12 | 11 & 12 |
| F5, F6 | F100/350(81E) | Medium green vinyl and medium green cloth | 60 | 36 & 60 |
| F7, F8 | F100/350(81E) | Medium green vinyl | 12 | 11 & 12 |
| G | F100/350(81E) | Light avocado vinyl and medium avocado cloth | 59 | 51 & 59 |
| GB | F100/350(81E) | Black vinyl (heavy duty) with avocado appointments | 1 | 1 |
| G3 | F100/350(81E) | Medium avocado and light avocado vinyl | 13 | 13 & 14 |
| K | F100/350(81E) | Medium blue vinyl and medium blue cloth | 25 | 20, 25 & 28 |
| KB, KE, KF | F100/350(81E) | Black vinyl (heavy duty) with blue appointments | 1 | 1 |
| K3 | F100/350(81E) | Medium blue vinyl | 5 | 5 & 6 |
| K5, K6 | F100/350(81E) | Medium blue vinyl and medium blue cloth | 25 | 20, 25 & 28 |
| K7, K8 | F100/350(81E) | Medium blue vinyl | 5 | 5 & 6 |
| L | F100/350(81E) | Medium ginger vinyl and medium ginger cloth | 58 | 35, 42 & 58 |
| LB, LE, LF | F100/350(81E) | Black vinyl (heavy duty) with ginger appointments | 1 | 1 |
| L3 | F100/350(81E) | Light ginger and medium ginger vinyl | 10 | 9 & 10 |
| L5, L6 | F100/350(81E) | Medium ginger vinyl and medium ginger cloth | 58 | 35, 42 & 58 |
| L7, L8 | F100/350(81E) | Light ginger and medium ginger vinyl | 10 | 9 & 10 |
| M | F100/350(81E) | Black vinyl and black cloth | 15 | 15, 17 & 19 |
| MB, ME, MF | F100/350(81E) | Black vinyl (heavy duty) | 1 | 1 |
| M3 | F100/350(81E) | Black vinyl | 4 | 2 & 4 |
| M5, M6 | F100/350(81E) | Black vinyl and black cloth | 15 | 15, 17 & 19 |

**1973/79
TRUCK SERIES 100/500**

1974 SOFT TRIM TEXT SECTION 1

| BODY TYPE | R/L | PART NUMBER LESS SUFFIX | COLORS and APPLICABLE PART NUMBER SUFFIXES | | | | | | | | | | | | Q T Y. | | | |
|--|-----|--|--|-------|------|--------|------|------|-------|--------|----------------|-----|--------|-------|--------------|-------|--|---|
| | | | AVO- CADO | BLACK | BLUE | GINGER | GRAY | GOLD | GREEN | ORANGE | PARCH- MENT | RED | SADDLE | WHITE | | OTHER | | |
| 04104 | | VISOR (LESS ARM and BRACKET) | | | | | | | | | | | | | | | | |
| E100/300 | R/L | D3UZ 1104104 | | | | A | C | B | | | D | | | | | | | 2 |
| F100/350 | R/L | D3TZ 1004104 | G | H | E | F | | | | | D | | | C | | A | | 2 |
| F500 | R/L | D3TZ 1004104 | G | H | E | F | | | | | D | | | C | | ★ | | 2 |
| 04282 | | PAD (INSTRUMENT PANEL) | | | | | | | | | | | | | | | | |
| E100/300 -- full | | D2UZ 1204282 | | | C | A | D | | | | B | | | | | | | 1 |
| E100/300 -- partial | | D2UZ 1104282 | | | C | A | D | | | | B | | | | | | | 1 |
| F100/350 | | D3TZ 1004282 | | | C | A | D | | | | B | | | | | | | 1 |
| F500 | | D3TZ 5004282 | | | C | A | D | | | | B | | | E | | | | 1 |
| E100/300 | | 374576-S36 | (XX-55-A)-washer-No. 8-3/4" O.D. x 1/16" thick | | | | | | | | | | | | | 1 | | |
| 10334 | | COVER (ENGINE PANEL TRIM TOP) | | | | | | | | | | | | | | | | |
| E100/300 | | D3UZ 1110334 | | | ★ | B | C | | | | ★ | | | | | | | 1 |
| 13000-1 | | CARPET (FRONT FLOOR) | | | | | | | | | | | | | | | | |
| E100/300 (82C), E300 (Cutaway Cab) | R | D3UZ 1213000 | | | | B | C | | | | A | | | | | | | 1 |
| | L | D3UZ 1213001 | | | | B | ★ | | | | ★ | | | | | | | 1 |
| F100/350 -- 4/M/T | | ★ | ★ | ★ | ★ | ★ | | | | | ★ | | | ★ | | | | 1 |
| F100/350(exc. Super Cab) -- 3/M/T, C4 trans. | | D3TZ 1013000 | ★ | D | C | ★ | | | | | ★ | | | ★ | | | | 1 |
| F100/350(exc. Super Cab) -- C6 trans. | | D4TZ 1013000 | ★ | L | ★ | ★ | | | | | ★ | | | ★ | | | | 1 |
| 13010-1 | | MAT (FRONT FLOOR) | | | | | | | | | | | | | | | | |
| Notes: | | Δ Dice pattern mat | | | | | | | | | | | | | | | | |
| E100/300 (82A,89) | R | D3UZ 1113010 | | | | A | | | | | | | | | | | | 1 |
| | L | D3UZ 1113011 | | | | A | | | | | | | | | | | | 1 |
| E100/300 (82B,89), E300 (Cutaway Cab) | R | D3UZ 1113010 | | | A | ★ | D | | | | C | | | | | | | 1 |
| | L | D3UZ 1113011 | | | D | E | ★ | | | | B | | | | | | | 1 |
| E100/300(89) -- w/ insulation pkg. | R | D3UZ 1113010 | | | B | | | | | | | | | | | | | 1 |
| | L | D3UZ 1113011 | | | D | | | | | | | | | | | | | 1 |
| F100/350 (exc. Super Cab) -- 2/W/D with 3/M/T or A/T | | D3TZ 1013010 | U | X | S | V | | | | | ★ | ★ | | T | | | | 1 |
| | | D3TZ 1013010 | | | ΔC | | | | | | | | | | | | | 1 |
| -- 4/W/D or 4/M/T | | D3TZ 1013010 | AA | AD | Y | V | | | | | AC | ★ | | Z | | | | 1 |
| F100/350(Super Cab) -- C4 trans. | | D4TZ 1013010 | | | E | A | ★ | | | | ★ | | | ★ | | | | 1 |
| -- C6 trans. | | D4TZ 1013010 | | | K | ★ | ★ | | | | ★ | | | ★ | | | | 1 |
| F500 | | D4TZ 5013010 | | | A | | | | | | | | | | | | | 1 |
| 13042-3 | | MAT or CARPET (AUXILIARY FLOOR WHEEL HOUSE COVER) | | | | | | | | | | | | | | | | |
| F100/300 -- mat | R/L | D3UZ 1213042 | | | C | ★ | B | | | | A | | | | | | | 2 |
| E100/350 -- carpet | R | ★ | | | | | | | | | | | | | | | | 1 |
| | L | D3UZ 1213043 | | | | B | ★ | | | | ★ | | | | | | | 1 |
| 13046 | | CARPET (REAR FLOOR) | | | | | | | | | | | | | | | | |
| F250/350 (Crew Cab) | | D3TZ 2513046 | E | B | A | D | | | | | F | | | C | | | | 1 |
| 13054 | | MAT (REAR FLOOR FRONT) | | | | | | | | | | | | | | | | |
| E100/300 (82A,89) -- w/hinged door | | D3UZ 1113054 | | | | B | | | | | | | | | | | | 1 |
| -- w/sliding door | | D3UZ 1213054 | | | ★ | ★ | ★ | | | | A | | | | | | | 1 |
| F250/350(Crew Cab) -- without A/C | | D6HZ 2513054 | | | A | | | | | | | | | | | | | 1 |
| -- with A/C | | D3TZ 2513054 | | | B | | | | | | | | | | | | | 1 |

**1973/79
TRUCK SERIES 100/500**

| BODY TYPE | R/L | PART NUMBER LESS SUFFIX | TRIM CODES AND APPLICABLE PART NUMBER SUFFIXES | | | | | | | | | | | | | QTY | | |
|----------------------|-----|---|---|-------|--|--------|------|------|-------|--------|--------|-----|--------|-------|-------|-----|-----|---|
| 23942-3 | | PANEL (FRONT DOOR TRIM) — Cont'd | | | | | | | | | | | | | | | | |
| Notes: | | ⊕ Incis. rustless steel moulding | | | | | | | | | | | | | | | | |
| | | | TRIM CODES ▶ | | | | | | | | | | | | | | | |
| | | | FE | FF | F3 | F5 | F6 | F7 | F8 | G | GB | G3 | | | | | | |
| F100/350(81E) | R | D4TZ 1023942 | | | ★ | ★ | ★ | ★ | ★ | L | | L | | | | | 1 | |
| | L | D4TZ 1023943 | | | J | J | J | J | J | L | | L | | | | | 1 | |
| | R | D6TZ 1023942 | H | H | | | | | | | | H | | | | | 1 | |
| | L | D6TZ 1023943 | H | H | | | | | | | | H | | | | | 1 | |
| | | | TRIM CODES ▶ | | | | | | | | | | | | | | | |
| | | | K | KB | KE | KF | K3 | K5 | K6 | K7 | K8 | L | LB | | | | | |
| F100/350(Ranger XLT) | R | D4TZ 1023942 | CCB | CCA | CCA | CCA | CCB | CCB | CCB | CCB | CCB | CCB | CCF | CCA | | | 1 | |
| | L | D4TZ 1023943 | CCB | CCA | CCA | CCA | CCB | CCB | CCB | CCB | CCB | CCB | CCF | CCA | | | 1 | |
| | | | TRIM CODES ▶ | | | | | | | | | | | | | | | |
| | | | LE | LF | L3 | L5 | L6 | L7 | L8 | M | MB | ME | MF | | | | | |
| F100/350(Ranger XLT) | R | D4TZ 1023942 | CCA | CCA | CCF | CCF | CCF | CCF | CCF | CCA | CCA | CCA | CCA | | | | 1 | |
| | L | D4TZ 1023943 | CCA | CCA | CCF | CCF | CCF | CCF | CCF | CCA | CCA | CCA | CCA | | | | 1 | |
| | | | TRIM CODES ▶ | | | | | | | | | | | | | | | |
| | | | M3 | M5 | M6 | M7 | M8 | N | NB | N3 | O | OB | | | | | | |
| F100/350(Ranger XLT) | R | D4TZ 1023942 | CCA | CCA | CCA | CCA | CCA | ★ | CCA | ★ | ★ | CCA | | | | | 1 | |
| | L | D4TZ 1023943 | CCA | CCA | CCA | CCA | CCA | CCD | CCA | CCD | CCR | CCA | | | | | 1 | |
| | | | TRIM CODES ▶ | | | | | | | | | | | | | | | |
| | | | OE | OF | O3 | O5 | O6 | O7 | O8 | P | PB | P3 | | | | | | |
| F100/350(Ranger XLT) | R | D4TZ 1023942 | CCA | CCA | ★ | ★ | ★ | ★ | ★ | ★ | CCA | ★ | | | | | 1 | |
| | L | D4TZ 1023943 | CCA | CCA | CCR | CCR | CCR | CCR | CCR | ★ | CCA | ★ | | | | | 1 | |
| | | | TRIM CODES ▶ | | | | | | | | | | | | | | | |
| | | | B | BB | C | CB | D | DB | E | EB | F | FB | | | | | | |
| F500(81B) | R | D4TZ 1023942 | D | | C | | | | E | | B | | | | | | 1 | |
| | L | D4TZ 1023943 | D | | C | | | | E | | B | | | | | | 1 | |
| | R | D8TZ 1023942 | | F9A | | F9A | F9A | F9A | | F9A | | F9A | | | | | 1 | |
| | L | D8TZ 1023943 | | F9A | | F9A | F9A | F9A | | F9A | | F9A | | | | | 1 | |
| | | | TRIM CODES ▶ | | | | | | | | | | | | | | | |
| | | | B | BB | C | CB | D | DB | E | EB | F | FB | | | | | | |
| BODY TYPE | | R/L | PART NUMBER LESS SUFFIX | | COLORS and APPLICABLE PART NUMBER SUFFIXES | | | | | | | | | | | | | Q |
| | | | AVO- | BLACK | BLUE | GINGER | GRAY | GOLD | GREEN | ORANGE | PARCH- | RED | SADDLE | WHITE | OTHER | | T | |
| | | | CADO | | | | | | | | MENT | | | | | Y. | | |
| 24140-1 | | REST (FRONT DOOR ARM) | | | | | | | | | | | | | | | | |
| Notes: | | ▲ Tan | | | | | | | | | | | | | | | | |
| E100/300 -- door | R | D3UZ 1124140 | | | D | C | B | | | E | | | | | | | 1 | |
| | L | D3UZ 1124141 | | | D | C | B | | | E | | | | | | | 1 | |
| E100/300 -- quarter | | D3FZ 6224140 | | | | M | J | | | L | | | | | | | AR | |
| F100/350 | R | D3TZ 1024140 | | D | E | J | G | | | H | | | F | | | | 1 | |
| | L | D3TZ 1024141 | | D | E | J | G | | | H | | | F | | | | 1 | |
| | R | D4TZ 1024140 | | | | | | | | | | | | | | ▲A | 1 | |
| | L | D4TZ 1024141 | | | | | | | | | | | | | | ▲A | 1 | |
| E100/300 | | 380344-S | (MM-228-P)-nut-1/4" sleeve | | | | | | | | | | | | | AR | | |
| | | 55916-S2 | (U-254-H)-screw-1/4"-14 x 1 1/4"-pan head tapping | | | | | | | | | | | | | AR | | |
| 24346-7 | | PANEL (CENTER BODY PILLAR INSIDE FINISH) | | | | | | | | | | | | | | | | |
| Notes: | | \$ Paint to match | | | | | | | | | | | | | | | | |
| F250/350 (Crew Cab) | R | D3TZ 2524346 | | | | | | | | | | | | | | | \$A | 1 |
| | L | D3TZ 2524347 | | | | | | | | | | | | | | | \$A | 1 |

**1973/79
TRUCK SERIES 100/500**

| BODY TYPE | R/L | PART NUMBER LESS SUFFIX | COLORS and APPLICABLE PART NUMBER SUFFIXES | | | | | | | | | | | | | Q T Y. |
|---|-----|--|--|-------|------|--------|------|------|-------|--------|----------------|-----|--------|-------|-------|--------------|
| | | | AVO- CADO | BLACK | BLUE | GINGER | GRAY | GOLD | GREEN | ORANGE | PARCH- MENT | RED | SADDLE | WHITE | OTHER | |
| 51990 | | PANEL (ROOF TRIM) | | | | | | | | | | | | | | |
| Notes: | | % Cut to fit | | | | | | | | | | | | | | |
| F100/350 (Regular Cab) -- perforated | | D3TZ 1051990 | | | | | | | | | | | | | A | 1 |
| F100/500(Regular Cab) -- non-perforated | | D3TZ 1051990 | | | | | | | | | | | | | B | 1 |
| F250/350(Crew Cab) -- front | % | D3TZ 1051990 | | | | | | | | | | | | | B | 1 |
| -- rear-- "Before Ser. U20,001" | | D4TZ 2551942 | | | | | | | | | | | | | A | 1 |
| -- rear - "From Ser. U20,001" | | D4TZ 2551942 | | | | | | | | | | | | | B | 1 |
| F100/350(Super Cab) -- perforated | | D4TZ 1051944 | | | | | | | | | | | | | B | 1 |
| -- non-perforated | | D4TZ 1051944 | | | | | | | | | | | | | A | 1 |
| BODY TYPE | R/L | PART NUMBER | DESCRIPTION | | | | | | | | | | | | | QTY |
| 52016 | | TRIM KIT (ROOF PANEL) - Consists of panel and template | | | | | | | | | | | | | | |
| E100/300 | | D3UZ 1152016-A | Gray-use for Sections 1 thru 4 | | | | | | | | | | | | | AR |
| 60012 | | BACK and CUSHION KIT (DRIVER or PASSENGER SEAT) | | | | | | | | | | | | | | |
| E100/300 -- w/o jump seat | | D3UZ 1160012-A | | | | | | | | | | | | | | 2 |
| BODY TYPE | R/L | PART NUMBER LESS SUFFIX | COLORS and APPLICABLE PART NUMBER SUFFIXES | | | | | | | | | | | | | Q T Y. |
| | | | AVO- CADO | BLACK | BLUE | GINGER | GRAY | GOLD | GREEN | ORANGE | PARCH- MENT | RED | SADDLE | WHITE | OTHER | |
| 60026 | | SEAT ASSY. (REAR) | | | | | | | | | | | | | | |
| F100/350(Super Cab) -- w/flip seat | | D4TZ 1060026 | | | A | B | E | | | D | | | | C | | 2 |
| BODY TYPE | R/L | PART NUMBER | DESCRIPTION | | | | | | | | | | | | | QTY |
| 60032 | | PAD ASSY. (REAR SEAT BACK) | | | | | | | | | | | | | | |
| F100/350(Super Cab) | | D4TZ 1060032-A | Full width seat | | | | | | | | | | | | | 1 |
| | | D4TZ 10613A38-A | Frame - full width seat | | | | | | | | | | | | | 1 |
| 60050 | | CUSHION KIT (SEAT)-less cover | | | | | | | | | | | | | | |
| F100/500(Regular Cab) | | D3TZ 1060050-A | Full width seat | | | | | | | | | | | | | 1 |
| F250/350(Crew Cab) | | D3TZ 2560050-A | Full width front seat | | | | | | | | | | | | | 1 |
| | | D3TZ 1060050-A | Full width rear seat | | | | | | | | | | | | | 1 |
| F100/350(Super Cab) | | D4TZ 1060050-A | Full width front seat | | | | | | | | | | | | | 1 |
| F100/350 | | 381969-S2 | (UU-89-A)-screw-washer head-No. 8-18 x 1/2" | | | | | | | | | | | | | 2 |
| F100/500 | | 381801-S9 | (UU-148)-screw-washer head drill-No. 8-18 x 1/2" | | | | | | | | | | | | | 1 |
| 60080 | | PAD ASSY. (REAR SEAT CUSHION) | | | | | | | | | | | | | | |
| F100/350(Super Cab) | | D4TZ 1060080-A | Pad - full width seat | | | | | | | | | | | | | 1 |
| | | D4TZ 1063160-A | Frame - full width seat | | | | | | | | | | | | | 1 |
| 60136-7 | | PAD ASSY. (SEAT BACK) | | | | | | | | | | | | | | |
| F100/500(Regular Cab) | | D3TZ 1060136-B | Pad - full width seat | | | | | | | | | | | | | 1 |
| "Before Ser. T60,001" | | D3TZ 1061018-A | Frame - full width seat | | | | | | | | | | | | | 1 |
| "From Ser. T60,001" | | D4TZ 1061018-B | Frame - full width seat | | | | | | | | | | | | | 1 |
| F250/350(Crew Cab) | | D3TZ 1060136-B | Pad - full width front seat | | | | | | | | | | | | | 1 |
| | | D4TZ 2561018-A | Frame - full width front seat | | | | | | | | | | | | | 1 |
| | | D3TZ 1060136-B | Pad - full width rear seat | | | | | | | | | | | | | 1 |
| "Before Ser. T60,001" | | D3TZ 1061018-A | Frame - full width rear seat | | | | | | | | | | | | | 1 |
| "From Ser. T60,001" | | D4TZ 1061018-B | Frame - full width rear seat | | | | | | | | | | | | | 1 |

1973/79
TRUCK SERIES 100/500

| BODY TYPE | R/L | PART NUMBER | DESCRIPTION | | | | | | | | | | | QTY | |
|--|------------------------|------------------------------------|--|-------|------|--------|------|------|-------|--------|------------|-----|--------|-------|-------|
| 60136-7 | | PAD ASSY. (SEAT BACK) — Cont'd | | | | | | | | | | | | | |
| F100/350(Super Cab) | R | D4TZ 1060136-A | Pad — full width front seat | | | | | | | | | | | 1 | |
| | L | D4TZ 1060137-A | Pad — full width front seat | | | | | | | | | | | 1 | |
| | R | D5TZ 1361018-A | Frame — full width front seat | | | | | | | | | | | 1 | |
| | L | D5TZ 1361019-A | Frame — full width front seat | | | | | | | | | | | 1 | |
| 61018 | Refer to group 60136-7 | | | | | | | | | | | | | | |
| 613A38 | | Refer to group 60032 | | | | | | | | | | | | | |
| BODY TYPE | R/L | PART NUMBER LESS SUFFIX | TRIM CODES AND APPLICABLE PART NUMBER SUFFIXES | | | | | | | | | | | QTY | |
| 62900 | | COVER (SEAT CUSHION) | | | | | | | | | | | | | |
| FRONT SEAT | | | | | | | | | | | | | | | |
| | | TRIM CODES | 12 | 22 | 28 | 32 | 38 | 42 | 48 | | | | | | |
| E100/300 (89A,C,E) — w/flip seat | R | D4UZ 1162900 | AEA | ★ | ★ | ★ | ★ | ★ | | | | | | 1 | |
| | | TRIM CODES | 2 | 2B | 2Y | 3B | 4 | 4B | 5 | 5B | 6 | 6B | 23 | | |
| F100/500(81A exc. Super Cab) | | D3TZ 1062900 | ★ | BGA | ★ | BGA | BAA | BGA | ★ | BGA | ★ | BGA | BDB | 1 | |
| | | TRIM CODES | 33 | 43 | 53 | 63 | S | T | V | Z | | | | | |
| F100/500(81A exc. Super Cab) | | D3TZ 1062900 | BDF | BDA | BDD | BDR | ★ | ★ | ★ | ★ | | | | 1 | |
| | | TRIM CODES | B | BB | B3 | C | CB | C3 | D | DB | D3 | | | | |
| F100/350(81E exc. Super Cab) | | D3TZ 1062900 | ★ | BGA | BDB | ★ | BGA | BDF | ★ | BGA | BDA | | | 1 | |
| | | TRIM CODES | E | EB | E3 | F | FB | F3 | G | GB | G3 | | | | |
| F100/350(81E exc. Super Cab) | | D3TZ 1062900 | ★ | BGA | BDD | ★ | BGA | BDR | ★ | BGA | ★ | | | 1 | |
| | | TRIM CODES | K | KB | K3 | L | LB | L3 | M | MB | M3 | N | NB | N3 | |
| F100/350 (Ranger XLT exc. Super Cab) | | D3TZ 1062900 | ★ | BGA | BDB | ★ | BGA | BDF | ★ | BGA | BDA | ★ | BGA | BDD | |
| | | TRIM CODES | 0 | 0B | 03 | P | PB | P3 | | | | | | | |
| F100/350 (Ranger XLT exc. Super Cab) | | D3TZ 1062900 | ★ | BGA | BDR | ★ | BGA | BDG | | | | | | 1 | |
| | | TRIM CODES | B | BB | C | CB | D | DB | E | EB | F | FB | | | |
| F500(81B) | | D3TZ 1062900 | BDB | BGA | BDF | BGA | BDA | BGA | BDD | BGA | BDR | BGA | | 1 | |
| REAR SEAT | | | | | | | | | | | | | | | |
| F250/350(Crew Cab) | | Refer to group 63804 | | | | | | | | | | | | | |
| BODY TYPE | R/L | PART NUMBER | DESCRIPTION | | | | | | | | | | | QTY | |
| 63160 | | Refer to group 60080 | | | | | | | | | | | | | |
| 632A22 | | PAD (FRONT PASSENGER SEAT CUSHION) | | | | | | | | | | | | | |
| E100/300 — w/ folding seat | | D3UZ 11632A22-A | | | | | | | | | | | | 1 | |
| BODY TYPE | R/L | PART NUMBER LESS SUFFIX | COLORS and APPLICABLE PART NUMBER SUFFIXES | | | | | | | | | | | QTY | |
| | | | AVO-CADO | BLACK | BLUE | GINGER | GRAY | GOLD | GREEN | ORANGE | PARCH-MENT | RED | SADDLE | WHITE | OTHER |
| 63500 | | BUTTON (SEAT BACK) | | | | | | | | | | | | | |
| F100/350 (Ranger XLT) | | D4TZ 1063500 | ★ | B | F | ★ | | | E | | | A | | AR | |

1973/79
TRUCK SERIES 100/500

| BODY TYPE | R/L | PART NUMBER LESS SUFFIX | TRIM CODES AND APPLICABLE PART NUMBER SUFFIXES | | | | | | | | | | | | | QTY | | |
|--|-----|----------------------------|--|-----|-----|-----|-----|-----|-----|-----|-----|-----|-----|-----|--|-----|--|----|
| 64416-7 COVER (SEAT BACK) — Cont'd | | | FRONT SEAT | | | | | | | | | | | | | | | |
| TRIM CODES | | | B | B1 | C | C1 | D | D1 | K | K1 | | | | | | | | |
| E300 (Cutaway Cab) -- w/o flip seat | | D3UZ 1164416 | AAB | AAB | ★ | ★ | ★ | ★ | AAB | AAB | | | | | | | | AR |
| TRIM CODES | | | B2 | C2 | D2 | K2 | L2 | M2 | S2 | T2 | U2 | | | | | | | |
| E300 (Cutaway Cab) -- w/flip seat | R | | | | | | | | | | | | | | | | | |
| | L | D3UZ 1164416 | AAB | ★ | ★ | AAB | ★ | ★ | ★ | ★ | ★ | | | | | | | 1 |
| TRIM CODES | | | 2B | 2Y | 3B | 4 | 4B | 5 | 5B | 6B | 23 | | | | | | | |
| F100/500(81A Regular Cab) | | D3TZ 1064416 | BGA | ★ | BGA | ★ | BGA | ★ | BGA | BGA | ★ | | | | | | | 1 |
| TRIM CODES | | | BB | B3 | CB | C3 | DB | D3 | | | | | | | | | | |
| F100/350(81E Regular Cab) | | D3TZ 1064416 | BGA | ★ | BGA | ★ | BGA | ★ | | | | | | | | | | 1 |
| TRIM CODES | | | EB | FB | F3 | GB | | | | | | | | | | | | |
| F100/350(81E Regular Cab) | | D3TZ 1064416 | BGA | BGA | ★ | BGA | | | | | | | | | | | | 1 |
| TRIM CODES | | | KB | K3 | LB | L3 | MB | M3 | N | NB | N3 | OB | O3 | PB | | | | |
| F100/350(Ranger XLT Regular Cab) | | D3TZ 1064416 | BGA | ★ | BGA | ★ | BGA | ★ | ★ | BGA | ★ | BGA | ★ | BGA | | | | 1 |
| TRIM CODES | | | 2 | 2B | 2E | 2F | 3B | 3E | 3F | 4 | 4B | 4E | 4F | 5 | | | | |
| F100/350(81A Super Cab) | R | D5TZ 1064416 | ★ | AMA | AMA | AMA | AMA | AMA | AMA | ★ | AMA | AMA | AMA | ★ | | | | 1 |
| | L | D5TZ 1064417 | ★ | AMA | AMA | AMA | AMA | AMA | AMA | ★ | AMA | AMA | AMA | ★ | | | | 1 |
| TRIM CODES | | | 5B | 5E | 5F | 6 | 6B | 6E | 6F | 25 | 26 | 27 | 28 | 37 | | | | |
| F100/350(81A Super Cab) | R | D4TZ 1064416 | | | | ★ | | | | ★ | ★ | APB | APB | ★ | | | | 1 |
| | L | D4TZ 1064417 | | | | ★ | | | | ★ | ★ | APB | APB | ★ | | | | 1 |
| | R | D5TZ 1064416 | AMA | AMA | AMA | | AMA | AMA | AMA | | | | | | | | | 1 |
| | L | D5TZ 1064417 | AMA | AMA | AMA | | AMA | AMA | AMA | | | | | | | | | 1 |
| TRIM CODES | | | 38 | 45 | 46 | 47 | 48 | 55 | 56 | 65 | 66 | 67 | 68 | | | | | |
| F100/350(81A Super Cab) | R | D4TZ 1064416 | ★ | ★ | ★ | APA | APA | ★ | ★ | ★ | ★ | ★ | ★ | | | | | 1 |
| | L | D4TZ 1064417 | ★ | ★ | ★ | APA | APA | ★ | ★ | ★ | ★ | ★ | ★ | | | | | 1 |
| TRIM CODES | | | B | BB | BE | BF | B5 | B6 | B7 | B8 | C | CB | | | | | | |
| F100/350(81E Super Cab) | R | D4TZ 1064416 | ★ | | | | ★ | ★ | APB | APB | ★ | | | | | | | 1 |
| | L | D4TZ 1064417 | ★ | | | | ★ | ★ | APB | APB | ★ | | | | | | | 1 |
| | R | D5TZ 1064416 | | AMA | AMA | AMA | | | | | | | AMA | | | | | 1 |
| | L | D5TZ 1064417 | | AMA | AMA | AMA | | | | | | | AMA | | | | | 1 |
| TRIM CODES | | | CE | CF | C5 | C6 | C7 | C8 | D | DB | DE | DF | D5 | | | | | |
| F100/350(81E Super Cab) | R | D5TZ 1064416 | AMA | AMA | ★ | ★ | ★ | ★ | ★ | AMA | AMA | AMA | ★ | | | | | 1 |
| | L | D5TZ 1064417 | AMA | AMA | ★ | ★ | ★ | ★ | ★ | AMA | AMA | AMA | ★ | | | | | 1 |

1973/79
TRUCK SERIES 100/500

1974 SOFT TRIM TEXT SECTION 9

| BODY TYPE | R/L | PART NUMBER LESS SUFFIX | TRIM CODES AND APPLICABLE PART NUMBER SUFFIXES | | | | | | | | | | | | QTY | | | | |
|-------------------------------------|-------------------------------------|----------------------------|--|-----|-----|-----|-----|-----|-----|-----|-----|-----|-----|----|-----|--|--|----|--|
| 64416-7 COVER (SEAT BACK) — Cont'd | | | FRONT SEAT | | | | | | | | | | | | | | | | |
| | | | TRIM CODES ▶ | | | | | | | | | | | | | | | | |
| | | | D6 | D7 | D8 | F | FB | FE | FF | F5 | F6 | F7 | F8 | | | | | | |
| F100/350(81E Super Cab) | R | D4TZ 1064416 | ★ | APA | APA | ★ | | | | ★ | ★ | ★ | ★ | | | | | 1 | |
| | L | D4TZ 1064417 | ★ | APA | APA | ★ | | | | ★ | ★ | ★ | ★ | | | | | 1 | |
| | R | D5TZ 1064416 | | | | | | AMA | AMA | AMA | | | | | | | | 1 | |
| | L | D5TZ 1064417 | | | | | | AMA | AMA | AMA | | | | | | | | 1 | |
| | | | TRIM CODES ▶ | | | | | | | | | | | | | | | | |
| | | | K | KB | KE | KF | K5 | K6 | K7 | K8 | L | LB | LE | | | | | | |
| F100/350(Ranger XLT Super Cab) | R | D4TZ 1064416 | ★ | | | | ★ | ★ | APB | APB | ★ | | | | | | | 1 | |
| | L | D4TZ 1064417 | ★ | | | | ★ | ★ | APB | APB | ★ | | | | | | | 1 | |
| | R | D5TZ 1064416 | | AMA | AMA | AMA | | | | | | AMA | AMA | | | | | 1 | |
| | L | D5TZ 1064417 | | AMA | AMA | AMA | | | | | | AMA | AMA | | | | | 1 | |
| | | | TRIM CODES ▶ | | | | | | | | | | | | | | | | |
| | | | LF | L5 | L6 | L7 | L8 | M | MB | ME | MF | M5 | M6 | | | | | | |
| F100/350(Ranger XLT Super Cab) | R | D4TZ 1064416 | | ★ | ★ | ★ | ★ | ★ | | | | ★ | ★ | | | | | 1 | |
| | L | D4TZ 1064417 | | ★ | ★ | ★ | ★ | ★ | | | | ★ | ★ | | | | | 1 | |
| | R | D5TZ 1064416 | AMA | | | | | | | AMA | AMA | AMA | | | | | | 1 | |
| | L | D5TZ 1064417 | AMA | | | | | | | AMA | AMA | AMA | | | | | | 1 | |
| | | | TRIM CODES ▶ | | | | | | | | | | | | | | | | |
| | | | M7 | M8 | O | OB | OE | OF | O5 | O6 | O7 | O8 | | | | | | | |
| F100/350(Ranger XLT Super Cab) | R | D4TZ 1064416 | APA | APA | ★ | | | | | ★ | ★ | ★ | ★ | | | | | 1 | |
| | L | D4TZ 1064417 | APA | APA | ★ | | | | | ★ | ★ | ★ | ★ | | | | | 1 | |
| | R | D5TZ 1064416 | | | | AMA | AMA | AMA | | | | | | | | | | 1 | |
| | L | D5TZ 1064417 | | | | AMA | AMA | AMA | | | | | | | | | | 1 | |
| | | | TRIM CODES ▶ | | | | | | | | | | | | | | | | |
| | | | B | BB | C | CB | D | DB | E | EB | F | FB | | | | | | | |
| F500 (81B) | | D3TZ 1064416 | ★ | BGA | ★ | BGA | ★ | BGA | ★ | BGA | ★ | BGA | | | | | | 1 | |
| REAR SEAT | | | | | | | | | | | | | | | | | | | |
| F250/350 (Crew Cab) | Refer to group 66600 | | | | | | | | | | | | | | | | | | |
| BODY TYPE | R/L | PART NUMBER | DESCRIPTION | | | | | | | | | | | | QTY | | | | |
| 64600 | FILLER (FRONT SEAT BACK REAR INNER) | | | | | | | | | | | | | | | | | | |
| F250/350 (Crew Cab) | | D3TZ 2564600-AA | | | | | | | | | | | | | | | | 1 | |
| 64810 | PAD (FRONT PASSENGER SEAT BACK) | | | | | | | | | | | | | | | | | | |
| E100/300 — w/ folding seat | | D3UZ 1164810-A | | | | | | | | | | | | | | | | 1 | |
| BODY TYPE | R/L | PART NUMBER LESS SUFFIX | TRIM CODES AND APPLICABLE PART NUMBER SUFFIXES | | | | | | | | | | | | QTY | | | | |
| 66600 COVER (REAR SEAT BACK) | | | TRIM CODES ▶ | | | | | | | | | | | | | | | | |
| | | | 2 | 2B | 3B | 4 | 4B | 5 | 5B | 6 | 6B | | | | | | | | |
| F250/350(81A Crew Cab) | | D3TZ 1064416 | ★ | BGA | BGA | ★ | BGA | ★ | BGA | ★ | BGA | | | | | | | 1 | |
| 666A52 COVER (REAR SEAT BACK NO. 4) | | | TRIM CODES ▶ | | | | | | | | | | | | | | | | |
| | | | 13 | 14 | 15 | 23 | 24 | 25 | 33 | 34 | 35 | 43 | 44 | 45 | | | | | |
| E100/300 (82A) | | D4UZ 12666A52 | AEA | AEA | AEA | AEB | AEB | AEB | ★ | ★ | ★ | ★ | ★ | ★ | | | | 1 | |
| BODY TYPE | R/L | PART NUMBER LESS SUFFIX | COLORS and APPLICABLE PART NUMBER SUFFIXES | | | | | | | | | | | | QTY | | | | |
| 67060 | PLUG (REAR SEAT ARM REST) | | | | | | | | | | | | | | | | | | |
| E100/300 | | D3UZ 1267060 | | | B | C | ★ | | | | | | | | | | | 1 | |
| 67112 REST (REAR SEAT ARM) | | | TRIM CODES ▶ | | | | | | | | | | | | | | | | |
| E100/300 | | D3UZ 1267112 | | | C | B | ★ | | | | | | | | | | | AR | |

INSTRUCTIONS

Determine correct Group Number by referring to an appropriate illustration in the Interior Trim Section of the Illustration Catalog, Form FP 8096-B or the Soft Trim Index of this catalog. Identify Model, Body Type and Trim Code by referring to 1975 Warranty Rating Plate Codes.

SEE OPERATORS MANUAL FOR EQUIP. REQ'D FOR MAX. GVW & LOAD CAPACITIES

WARRANTY VOID IF LOAD CAPACITY EXCEEDED

WARRANTY NO. / ADEQUATE TIRES REQ'D FOR AXLE LOADINGS

| | | | | | |
|------|-------|-------|------|--------|------|
| W.B. | COLOR | MODEL | BODY | TRANS. | AXLE |
| 150 | JM | T802 | L34 | 2M | GCS |

| | | | |
|------------------|----------------|--------|--------|
| 39000 | 182 | 3800 | 72 |
| MAX. G.V.W. LBS. | CERT. NET H.P. | R.P.M. | D.S.O. |

L3 — TRIM CODE

REFER TO THE CODES LISTED ON THE FOLLOWING PAGES AND USE THESE CODES TO DETERMINE SEAT COVER PART NUMBERS. ALSO REFER TO THE GENERAL INFORMATION SECTION OF THIS CATALOG FOR INTERPRETATION OF BODY TYPE CODES.

The 1975 Soft Trim Catalog consists of:

- (1) Trim Scheme Codes (Pages A3, A4, etc.).
- (2) Listing of Soft Trim Parts for all Econoline (E100/350) and Truck (F100/500).

TRIM SCHEME CODES

- Consists of:
- (1) Listing of Trim Scheme Codes arranged in order of series and body types i.e. F100 (81A), etc.
 - (2) Description of Trim Schemes.
 - (3) Type of seat.

How to use: Identify Body Type and Trim Code and apply this information to listing of Trim Scheme Codes. (For material identification refer to Salesman's Color and Trim Section Guide).

For example, to determine Trim Scheme for Trim Code 4 on F100/500 (81A), refer to Page A3. As shown on Page A3, Trim Code 4 indicates: (1) Series and Body Type—F100/500 (81A). (2) Trim Scheme description (Black Vinyl). (3) Type of seat (FW) Full width.

| CODE | SERIES and BODY TYPE | TRIM SCHEME DESCRIPTION |
|----------|----------------------|-------------------------|
| F SERIES | | |
| AA | F100(81A) | Black all vinyl |
| | | Blue all vinyl |

P-12814-A

1973/79
TRUCK SERIES 100/500

SOFT TRIM PARTS for ALL ECONOLINE (E100/350) and TRUCK (F100/500).

- Consists of:
- (1) Parts cataloged by color (e.g. groups 04104, 04282, etc.).
 - (2) Parts cataloged by trim code (e.g. groups 62900, 64416, etc.).
 - (3) Miscellaneous parts (e.g. groups 60012,60026,etc.)

- PARTS CATALOGED BY COLOR:
- (1) Identify Body Type and Color of desired part.
 - (2) Determine Group Number of part.
 - (3) Locate appropriate Color listed at top of page.
 - (4) Match Color with Body Type to select desired part number.

For example, should a Blue Sun Visor (group number 04104) be desired for an F100 body type 81A:

- (1) Refer to group 04104.
- (2) Read list of Colors above title to find Blue.
- (3) Read down to find F100/350.
- (4) Part number shown is D3TZ 1004104 and suffix in 'Blue' column is E.

| BODY TYPE | LESS SUFFIX | AVO. CADO | BLACK | BLUE | GREEN | RED | SADDLE | WHITE | OTHER |
|--------------|------------------------------|-----------|-------|------|-------|-----|--------|-------|-------|
| 04104 | VISOR (LESS ARM and BRACKET) | | | | | | | | |
| E100/300 | D3UZ | 1104104 | | | | | | | |
| F100/350(81) | D3TZ | 1004104 | G | H | A | C | B | D | E |
| | | | H | E | F | | | | A |

P-12814-B

- PARTS CATALOGED BY TRIM CODE:
- (1) Identify Series, Body Type and Trim Code.
 - (2) Determine Group Number of part.
 - (3) Locate appropriate Trim Code (listing of Trim Codes precedes each body type).
 - (4) Match Series and Body Type with Trim Code to select part number.

For example, should a R.H. Front Door Trim Panel (group 23942) be required for a F100, body type 81A, Trim Code 23:

- (1) Refer to group 23942-3.
- (2) Read down to locate F100/500 (81A)
- (3) Read trim codes (listed numerically) to find Trim Code 23.
- (4) Part number shown is D4TZ 1023942 and suffix listed is D.

| 23942-3 | | PANEL (FRONT DOOR TRIM) | | TRIM CODES | | | | | | |
|----------|---|-------------------------|---------|------------|----|----|----|----|---|---|
| | | | | AG | AU | BA | BB | BD | | |
| F100/500 | R | D4TZ | 1023942 | A | D | | | M | K | 1 |
| | L | D4TZ | 1023943 | A | D | | | M | K | 1 |
| | R | D5TZ | 1023944 | | | A | F | | | 1 |
| | | | | | | A | F | | | 1 |

P-12814-C

1973/79
TRUCK SERIES 100/500

| 1975 TRIM SCHEME CODES - Cont'd AS LISTED ON WARRANTY PLATE | | | | | | | |
|--|----------------------------|-------------------------|----------------|-------|--------|-------|--------|
| CODE | SERIES and BODY TYPE | TRIM SCHEME DESCRIPTION | ● TYPE OF SEAT | | | | |
| | | | FRONT | | REAR | | |
| | | | Driver | Pass. | Second | Third | Fourth |

FOR MATERIAL IDENTIFICATION
REFER to SALESMAN'S
COLOR and TRIM SELECTION GUIDE

●B-Bucket seat CA-Captain's chair C-Chateau chair F-Folding seat
△ 5,8 and 12 Passenger wagons are identified by the basic series code i.e. the first three (3) characters of the
Serial Number: Example: E02HHW00003-(E02-8 Pass.E100)

| | | |
|--------------------------------|-------------------------------------|--|
| 5 Pass. (1st and 2nd seats) | 8 Pass. (1st, 2nd and 3rd seats) | 12 Pass. (1st, 2nd, 3rd and 4th seats) |
| E01 | E02 | E23 |
| E11 | E12 | |
| E21 | E22 | |

| ECONOLINE | | | | | | | | |
|-----------|------------------------|------------------------|----|----|----|----|----|----|
| 1 | | | B | B | △ | △ | △ | |
| 1 | E100/250 (82A) | Black all vinyl | B | No | No | No | No | No |
| 1 | E100/350 (89A,C,E) | Black all vinyl | B | No | No | No | No | No |
| 1 | E250/350 (Cutaway Cab) | Black all vinyl | B | No | No | No | No | No |
| 2 | E100/250 (82A) | Medium blue all vinyl | B | B | △ | △ | △ | |
| 2 | E100/350 (89A,C,E) | Medium blue all vinyl | B | No | No | No | No | No |
| 2 | E250/350 (Cutaway Cab) | Medium blue all vinyl | B | No | No | No | No | No |
| 3 | E100/250 (82A) | Light tan all vinyl | B | B | △ | △ | △ | |
| 3 | E100/350 (89A,C,E) | Light tan all vinyl | B | No | No | No | No | No |
| 3 | E250/350 (Cutaway Cab) | Light tan all vinyl | B | No | No | No | No | No |
| 4 | E100/250 (82A) | Medium green all vinyl | B | B | △ | △ | △ | |
| 4 | E100/350 (89A,C,E) | Medium green all vinyl | B | No | No | No | No | No |
| 4 | E250/350 (Cutaway Cab) | Medium green all vinyl | B | No | No | No | No | No |
| 11 | E100/350 (89A,C,E) | Black all vinyl | B | B | No | No | No | No |
| 11 | E250/350 (Cutaway Cab) | Black all vinyl | B | B | No | No | No | No |
| 12 | E100/350 (89A,C,E) | Black all vinyl | B | F | No | No | No | No |
| 12 | E250/350 (Cutaway Cab) | Black all vinyl | B | F | No | No | No | No |
| 21 | E100/350 (89A,C,E) | Medium blue all vinyl | B | B | No | No | No | No |
| 21 | E250/350 (Cutaway Cab) | Medium blue all vinyl | B | B | No | No | No | No |
| 22 | E100/350 (89A,C,E) | Medium blue all vinyl | B | F | No | No | No | No |
| 22 | E250/350 (Cutaway Cab) | Medium blue all vinyl | B | F | No | No | No | No |
| 31 | E100/350 (89A,C,E) | Light tan all vinyl | B | B | No | No | No | No |
| 31 | E250/350 (Cutaway Cab) | Light tan all vinyl | B | B | No | No | No | No |
| 32 | E100/350 (89A,C,E) | Light tan all vinyl | B | F | No | No | No | No |
| 32 | E250/350 (Cutaway Cab) | Light tan all vinyl | B | F | No | No | No | No |
| 41 | E100/350 (89A,C,E) | Medium green all vinyl | B | B | No | No | No | No |
| 41 | E250/350 (Cutaway Cab) | Medium green all vinyl | B | B | No | No | No | No |
| 42 | E100/350 (89A,C,E) | Medium green all vinyl | B | F | No | No | No | No |
| 42 | E250/350 (Cutaway Cab) | Medium green all vinyl | B | F | No | No | No | No |
| B | E150/250 (82B) | Medium blue all vinyl | B | B | △ | △ | △ | |
| B | E100/350 (89B,D,F) | Medium blue all vinyl | B | No | No | No | No | No |
| B | E250/350 (Cutaway Cab) | Medium blue all vinyl | B | No | No | No | No | No |
| BA | E150/250 (82B) | Medium blue all vinyl | CA | CA | △ | △ | △ | |
| BA | E100/350 (89B,D,F) | Medium blue all vinyl | CA | CA | No | No | No | No |
| BA | E250/350 (Cutaway Cab) | Medium blue all vinyl | CA | CA | No | No | No | No |
| BJ | E100/350 (89B,D,F) | Medium blue all vinyl | CA | No | No | No | No | No |
| BJ | E250/350 (Cutaway Cab) | Medium blue all vinyl | CA | No | No | No | No | No |
| B1 | E100/350 (89B,D,F) | Medium blue all vinyl | B | B | No | No | No | No |
| B1 | E250/350 (Cutaway Cab) | Medium blue all vinyl | B | B | No | No | No | No |
| B2 | E100/350 (89B,D,F) | Medium blue all vinyl | B | F | No | No | No | No |
| B2 | E250/350 (Cutaway Cab) | Medium blue all vinyl | B | F | No | No | No | No |

1975 TRIM SCHEME CODES - Cont'd
AS LISTED ON WARRANTY PLATE

| CODE | SERIES and BODY TYPE | TRIM SCHEME DESCRIPTION | ● TYPE OF SEAT | | | | |
|------|----------------------------|-------------------------|----------------|-------|--------|-------|--------|
| | | | FRONT | | REAR | | |
| | | | Driver | Pass. | Second | Third | Fourth |

FOR MATERIAL IDENTIFICATION
REFER to SALESMAN'S
COLOR and TRIM SELECTION GUIDE

●B-Bucket seat CA-Captain's chair C-Chateau chair F-Folding seat
△ 5,8 and 12 Passenger wagons are identified by the basic series code i.e. the first three (3) characters of the
Serial Number: Example: E02HHW00003-(E02-8 Pass.E100)

5 Pass.
(1st and 2nd seats)

8 Pass.
(1st, 2nd and 3rd seats)

12 Pass.
(1st, 2nd, 3rd and
4th seats)

E01
E11
E21

E02
E12
E22

E23

ECONOLINE

| CODE | SERIES and BODY TYPE | TRIM SCHEME DESCRIPTION | Driver | Pass. | Second | Third | Fourth |
|------|----------------------------|-------------------------|--------|-------|--------|-------|--------|
| C | E100/350 (89B,D,F) | Light tan all vinyl | B | No | No | No | No |
| C | E250/350 (Cutaway Cab) | Light tan all vinyl | B | No | No | No | No |
| CA | E150/250 (82B) | Light tan all vinyl | CA | CA | △ | △ | △ |
| CA | E100/350 (89B,D,F) | Light tan all vinyl | CA | CA | No | No | No |
| CA | E250/350 (Cutaway Cab) | Light tan all vinyl | CA | CA | No | No | No |
| CJ | E100/350 (89B,D,F) | Light tan all vinyl | CA | No | No | No | No |
| CJ | E250/350 (Cutaway Cab) | Light tan all vinyl | CA | No | No | No | No |
| C1 | E100/350 (89B,D,F) | Light tan all vinyl | B | B | No | No | No |
| C1 | E250/350 (Cutaway Cab) | Light tan all vinyl | B | B | No | No | No |
| C2 | E100/350 (89B,D,F) | Light tan all vinyl | B | F | No | No | No |
| C2 | E250/350 (Cutaway Cab) | Light tan all vinyl | B | F | No | No | No |
| D | E100/250 (82B) | Medium green all vinyl | B | B | △ | △ | △ |
| D | E100/350 (89B,D,F) | Medium green all vinyl | B | No | No | No | No |
| D | E250/350 (Cutaway Cab) | Medium green all vinyl | B | No | No | No | No |
| DA | E150/250 (82B) | Medium green all vinyl | CA | CA | △ | △ | △ |
| DA | E100/350 (89B,D,F) | Medium green all vinyl | CA | CA | No | No | No |
| DA | E250/350 (Cutaway Cab) | Medium green all vinyl | CA | CA | No | No | No |
| DJ | E100/350 (89B,D,F) | Medium green all vinyl | CA | No | No | No | No |
| DJ | E250/350 (Cutaway Cab) | Medium green all vinyl | CA | No | No | No | No |
| D1 | E100/350 (89B,D,F) | Medium green all vinyl | B | B | No | No | No |
| D1 | E250/350 (Cutaway Cab) | Medium green all vinyl | B | B | No | No | No |
| D2 | E100/350 (89B,D,F) | Medium green all vinyl | B | F | No | No | No |
| D2 | E250/350 (Cutaway Cab) | Medium green all vinyl | B | F | No | No | No |
| K | E150/250 (82C) | Medium blue all vinyl | C | C | △ | △ | △ |
| K | E100/350 (89B,D,F) | Medium blue all vinyl | C | No | No | No | No |
| K | E250/350 (Cutaway Cab) | Medium blue all vinyl | C | No | No | No | No |
| KA | E150/250 (82C) | Medium blue all vinyl | CA | CA | △ | △ | △ |
| KA | E100/350 (89B,D,F) | Medium blue all vinyl | CA | CA | No | No | No |
| KA | E250/350 (Cutaway Cab) | Medium blue all vinyl | CA | CA | No | No | No |
| KJ | E100/350 (89B,D,F) | Medium blue all vinyl | CA | No | No | No | No |
| KJ | E250/350 (Cutaway Cab) | Medium blue all vinyl | CA | No | No | No | No |
| K1 | E100/350 (89B,D,F) | Medium blue all vinyl | C | C | No | No | No |
| K1 | E250/350 (Cutaway Cab) | Medium blue all vinyl | C | C | No | No | No |
| K2 | E100/350 (89B,D,F) | Medium blue all vinyl | C | F | No | No | No |
| K2 | E250/350 (Cutaway Cab) | Medium blue all vinyl | C | F | No | No | No |
| L | E150/250 (82C) | Light tan all vinyl | C | C | △ | △ | △ |
| L | E100/350 (89B,D,F) | Light tan all vinyl | C | No | No | No | No |

1973/79
TRUCK SERIES 100/500

1975 TRIM SCHEME CODES - Cont'd
AS LISTED ON WARRANTY PLATE

| CODE | SERIES and BODY TYPE | TRIM SCHEME DESCRIPTION | ● TYPE OF SEAT | | | | |
|------|----------------------------|-------------------------|----------------|-------|--------|-------|--------|
| | | | FRONT | | REAR | | |
| | | | Driver | Pass. | Second | Third | Fourth |

FOR MATERIAL IDENTIFICATION

REFER to SALESMAN'S

COLOR and TRIM SELECTION GUIDE

●B-Bucket seat CA-Captain's chair C-Chateau chair F-Folding seat

△ 5,8 and 12 Passenger wagons are identified by the basic series code i.e. the first three (3) characters of the Serial Number: Example: E02HHW00003-(E02-8 Pass.E100)

5 Pass.
(1st and 2nd seats)

8 Pass.
(1st, 2nd and 3rd seats)

12 Pass.
(1st, 2nd, 3rd and
4th seats)

E01
E11
E21

E02
E12
E22

E23

ECONOLINE

| | | | | | | | |
|----|------------------------|---|----|----|----|----|----|
| T1 | E100/350 (89B,D,F) | Light tan vinyl and light tan cloth | C | C | No | No | No |
| T1 | E250/350 (Cutaway Cab) | Light tan vinyl and light tan cloth | C | C | No | No | No |
| T2 | E100/350 (89B,D,F) | Light tan vinyl and light tan cloth | C | F | No | No | No |
| T2 | E250/350 (Cutaway Cab) | Light tan vinyl and light tan cloth | C | F | No | No | No |
| U | E150/250 (82C) | Medium green vinyl and medium green cloth | C | C | △ | △ | △ |
| U | E100/350 (89B,D,F) | Medium green vinyl and medium green cloth | C | No | No | No | No |
| U | E250/350 (Cutaway Cab) | Medium green vinyl and medium green cloth | C | No | No | No | No |
| UA | E150/250 (82C) | Medium green vinyl and medium green cloth | CA | CA | △ | △ | △ |
| UA | E100/350 (89B,D,F) | Medium green vinyl and medium green cloth | CA | CA | No | No | No |
| UA | E250/350 (Cutaway Cab) | Medium green vinyl and medium green cloth | CA | CA | No | No | No |
| UJ | E100/350 (89B,D,F) | Medium green vinyl and medium green cloth | CA | No | No | No | No |
| UJ | E250/350 (Cutaway Cab) | Medium green vinyl and medium green cloth | CA | No | No | No | No |
| U1 | E100/350 (89B,D,F) | Medium green vinyl and medium green cloth | C | C | No | No | No |
| U1 | E250/350 (Cutaway Cab) | Medium green vinyl and medium green cloth | C | C | No | No | No |
| U2 | E100/350 (89B,D,F) | Medium green vinyl and medium green cloth | C | F | No | No | No |
| U2 | E250/350 (Cutaway Cab) | Medium green vinyl and medium green cloth | C | F | No | No | No |

1973/79
TRUCK SERIES 100/500

1975 TRIM SCHEME CODES - Cont'd
AS LISTED ON WARRANTY PLATE

| CODE | SERIES and BODY TYPE | ● TYPE OF SEAT | | |
|------|----------------------------|----------------|------|-----|
| | | FRONT | REAR | AUX |

FOR MATERIAL IDENTIFICATION
REFER to SALESMAN'S
COLOR and TRIM SELECTION GUIDE

● FW-Full width seat F-Side facing flip seat

F SERIES

| | | | | | |
|----|----------------|---|----|----|--|
| 2 | F100/350 (81A) | Light blue and medium blue vinyl | FW | | |
| 2B | F100/350 (81A) | Black vinyl (heavy duty) with blue appointments | FW | | |
| 2E | F100/350 (81A) | Black vinyl (heavy duty) with blue appointments | FW | F | |
| 2F | F100/350 (81A) | Black vinyl (heavy duty) with blue appointments | FW | FW | |
| 2V | F100/350 (81A) | Medium blue vinyl | FW | F | |
| 2W | F100/350 (81A) | Medium blue vinyl | FW | FW | |
| 2Z | F100/350 (81A) | Medium blue vinyl | FW | | |
| 3B | F100/350 (81A) | Black vinyl (heavy duty) with ginger appointments | FW | | |
| 3E | F100/350 (81A) | Black vinyl (heavy duty) with ginger appointments | FW | F | |
| 3F | F100/350 (81A) | Black vinyl (heavy duty) with ginger appointments | FW | FW | |
| 3V | F100/350 (81A) | Light ginger and medium ginger vinyl | FW | F | |
| 3W | F100/350 (81A) | Light ginger and medium ginger vinyl | FW | FW | |
| 3Z | F100/350 (81A) | Light ginger and medium ginger vinyl | FW | | |
| 4 | F100/500 (81A) | Black vinyl | FW | | |
| 4B | F100/500 (81A) | Black vinyl (heavy duty) | FW | | |
| 4E | F100/350 (81A) | Black vinyl (heavy duty) | FW | F | |
| 4F | F100/350 (81A) | Black vinyl (heavy duty) | FW | FW | |
| 4V | F100/350 (81A) | Black vinyl | FW | F | |
| 4W | F100/350 (81A) | Black vinyl | FW | FW | |
| 4Z | F100/350 (81A) | Black vinyl | FW | | |
| 5 | F100/350 (81A) | Medium red and dark red vinyl | FW | | |
| 5B | F100/350 (81A) | Black vinyl (heavy duty) with red appointments | FW | | |
| 5E | F100/350 (81A) | Black vinyl (heavy duty) with red appointments | FW | F | |
| 5F | F100/350 (81A) | Black vinyl (heavy duty) with red appointments | FW | FW | |
| 5Z | F100/350 (81A) | Medium red and dark red vinyl | FW | | |
| 6 | F100/350 (81A) | Light green and medium green vinyl | FW | | |
| 6B | F100/350 (81A) | Black vinyl (heavy duty) with green appointments | FW | | |
| 6E | F100/350 (81A) | Black vinyl (heavy duty) with green appointments | FW | F | |
| 6F | F100/350 (81A) | Black vinyl (heavy duty) with green appointments | FW | FW | |
| 6V | F100/350 (81A) | Medium green vinyl | FW | F | |
| 6W | F100/350 (81A) | Medium green vinyl | FW | FW | |
| 6Z | F100/350 (81A) | Medium green vinyl | FW | | |
| 23 | F100/500 (81A) | Medium blue vinyl | FW | | |
| 25 | F100/350 (81A) | Light blue and medium blue vinyl | FW | F | |
| 26 | F100/350 (81A) | Light blue and medium blue vinyl | FW | FW | |
| 27 | F100/350 (81A) | Medium blue vinyl | FW | F | |
| 28 | F100/350 (81A) | Medium blue vinyl | FW | FW | |
| 33 | F100/500 (81A) | Light ginger and medium ginger vinyl | FW | | |
| 37 | F100/350 (81A) | Light ginger and medium ginger vinyl | FW | F | |
| 38 | F100/350 (81A) | Light ginger and medium ginger vinyl | FW | FW | |
| 43 | F100/500 (81A) | Black vinyl | FW | | |
| 45 | F100/350 (81A) | Black vinyl | FW | F | |
| 46 | F100/350 (81A) | Black vinyl | FW | FW | |
| 47 | F100/350 (81A) | Black vinyl | FW | F | |
| 48 | F100/350 (81A) | Black vinyl | FW | FW | |
| 53 | F100/500 (81A) | Medium red and dark red vinyl | FW | | |
| 55 | F100/350 (81A) | Medium red and dark red vinyl | FW | F | |
| 56 | F100/350 (81A) | Medium red and dark red vinyl | FW | FW | |
| 63 | F100/500 (81A) | Medium green vinyl | FW | | |

1975 TRIM SCHEME CODES - Cont'd
AS LISTED ON WARRANTY PLATE

| CODE | SERIES and BODY TYPE | ● TYPE OF SEAT | | |
|------|----------------------------|----------------|------|-----|
| | | FRONT | REAR | AUX |

FOR MATERIAL IDENTIFICATION
REFER to SALESMAN'S
COLOR and TRIM SELECTION GUIDE

● FW-Full width seat F-Side facing flip seat

| F SERIES | | | | | |
|----------|------------------|---|----|----|--|
| 65 | F100/350 (81A) | Light green and medium green vinyl | FW | F | |
| 66 | F100/350 (81A) | Light green and medium green vinyl | FW | FW | |
| 67 | F100/350 (81A) | Medium green vinyl | FW | F | |
| 68 | F100/350 (81A) | Medium green vinyl | FW | FW | |
| B | F100/350 (81E) | Medium blue vinyl | FW | | |
| B | F100/350 (81E) | Blue vinyl and blue cloth | FW | | |
| B | F500 (81B) | Medium blue vinyl | FW | | |
| BB | F100/500 (81B,E) | Black vinyl (heavy duty) with blue appointments | FW | | |
| BE | F100/350 (81E) | Black vinyl (heavy duty) with blue appointments | FW | F | |
| BF | F100/350 (81E) | Black vinyl (heavy duty) with blue appointments | FW | FW | |
| B3 | F100/350 (81E) | Medium blue vinyl | FW | | |
| B5 | F100/350 (81E) | Medium blue vinyl | FW | F | |
| B6 | F100/350 (81E) | Medium blue vinyl | FW | FW | |
| B7 | F100/350 (81E) | Medium blue vinyl | FW | F | |
| B8 | F100/350 (81E) | Medium blue vinyl | FW | FW | |
| C | F100/350 (81E) | Medium ginger vinyl | FW | | |
| C | F500 (81B) | Light ginger and medium ginger vinyl | FW | | |
| CB | F100/500 (81B,E) | Black vinyl (heavy duty) with ginger appointments | FW | | |
| CE | F100/350 (81E) | Black vinyl (heavy duty) with ginger appointments | FW | F | |
| CF | F100/350 (81E) | Black vinyl (heavy duty) with ginger appointments | FW | FW | |
| C3 | F100/350 (81E) | Light ginger and medium ginger vinyl | FW | | |
| C5 | F100/350 (81E) | Medium ginger vinyl | FW | F | |
| C6 | F100/350 (81E) | Medium ginger vinyl | FW | FW | |
| C7 | F100/350 (81E) | Medium ginger vinyl | FW | F | |
| C8 | F100/350 (81E) | Medium ginger vinyl | FW | FW | |
| D | F100/350 (81E) | Black vinyl | FW | | |
| D | F500 (81B) | Black vinyl | FW | | |
| DB | F100/500 (81B,E) | Black vinyl (heavy duty) | FW | | |
| DE | F100/350 (81E) | Black vinyl (heavy duty) | FW | F | |
| DF | F100/350 (81E) | Black vinyl (heavy duty) | FW | FW | |
| D3 | F100/350 (81E) | Black vinyl | FW | | |
| D5 | F100/350 (81E) | Black vinyl | FW | F | |
| D6 | F100/350 (81E) | Black vinyl | FW | FW | |
| D7 | F100/350 (81E) | Black vinyl | FW | F | |
| D8 | F100/350 (81E) | Black vinyl | FW | FW | |
| S | F100/350 (81A) | Coral vinyl and coral cloth | FW | FW | |
| T | F100/350 (81A) | Tan vinyl and tan cloth | FW | | |
| U | F100/350 (81A) | Gold vinyl and gold cloth | FW | FW | |
| E | F100/350 (81E) | Dark red vinyl | FW | | |
| E | F500 (81B) | Red and dark red vinyl | FW | | |
| EB | F100/500 (81B,E) | Black vinyl (heavy duty) with red appointments | FW | | |
| E3 | F100/350 (81E) | Red and dark red vinyl | FW | | |
| F | F100/350 (81E) | Medium green vinyl | FW | | |
| F | F500 (81B) | Medium green vinyl | FW | | |
| FB | F100/500 (81B,E) | Black vinyl (heavy duty) with green appointments | FW | | |
| FE | F100/350 (81E) | Black vinyl (heavy duty) with green appointments | FW | F | |
| FF | F100/350 (81E) | Black vinyl (heavy duty) with green appointments | FW | FW | |
| F3 | F100/350 (81E) | Medium green vinyl | FW | | |
| F5 | F100/350 (81E) | Medium green vinyl | FW | F | |

1973/79
TRUCK SERIES 100/500

| 1975 TRIM SCHEME CODES - Cont'd AS LISTED ON WARRANTY PLATE | | | | | |
|--|----------------------------|--|----------------|------|-----|
| CODE | SERIES and BODY TYPE | | ● TYPE OF SEAT | | |
| | | | FRONT | REAR | AUX |

FOR MATERIAL IDENTIFICATION
REFER to SALESMAN'S
COLOR and TRIM SELECTION GUIDE

● FW-Full width seat F-Side facing flip seat

| F SERIES | | | | | |
|----------|----------------|---|----|----|--|
| F6 | F100/350 (81E) | Medium green vinyl | FW | FW | |
| F7 | F100/350 (81E) | Medium green vinyl | FW | F | |
| F8 | F100/350 (81E) | Medium green vinyl | FW | FW | |
| K | F100/350 (81E) | Medium blue vinyl and medium blue cloth | FW | | |
| KB | F100/350 (81E) | Black vinyl (heavy duty) with blue appointments | FW | | |
| KE | F100/350 (81E) | Black vinyl (heavy duty) with blue appointments | FW | F | |
| KF | F100/350 (81E) | Black vinyl (heavy duty) with blue appointments | FW | FW | |
| KN | F100/350 (81E) | Medium blue vinyl | FW | F | |
| K0 | F100/350 (81E) | Medium blue vinyl | FW | FW | |
| KR | F100/350 (81E) | Medium blue vinyl | FW | | |
| K3 | F100/350 (81E) | Medium blue vinyl | FW | | |
| K5 | F100/350 (81E) | Medium blue vinyl and medium blue cloth | FW | F | |
| K6 | F100/350 (81E) | Medium blue vinyl and medium blue cloth | FW | FW | |
| K7 | F100/350 (81E) | Medium blue vinyl | FW | F | |
| K8 | F100/350 (81E) | Medium blue vinyl | FW | FW | |
| L | F100/350 (81E) | Medium ginger vinyl and medium ginger cloth | FW | | |
| LB | F100/350 (81E) | Black vinyl (heavy duty) with ginger appointments | FW | | |
| LE | F100/350 (81E) | Black vinyl (heavy duty) with ginger appointments | FW | F | |
| LF | F100/350 (81E) | Black vinyl (heavy duty) with ginger appointments | FW | FW | |
| LN | F100/350 (81E) | Medium ginger vinyl | FW | F | |
| L0 | F100/350 (81E) | Medium ginger vinyl | FW | FW | |
| LR | F100/350 (81E) | Medium ginger vinyl | FW | | |
| L3 | F100/350 (81E) | Light ginger and medium ginger vinyl | FW | | |
| L5 | F100/350 (81E) | Medium ginger vinyl and medium ginger cloth | FW | F | |
| L6 | F100/350 (81E) | Medium ginger vinyl and medium ginger cloth | FW | FW | |
| L7 | F100/350 (81E) | Light ginger and medium ginger vinyl | FW | F | |
| L8 | F100/350 (81E) | Light ginger and medium ginger vinyl | FW | FW | |
| M | F100/350 (81E) | Black vinyl and black cloth | FW | | |
| MB | F100/350 (81E) | Black vinyl (heavy duty) | FW | | |
| ME | F100/350 (81E) | Black vinyl (heavy duty) | FW | F | |
| MF | F100/350 (81E) | Black vinyl (heavy duty) | FW | FW | |
| MN | F100/350 (81E) | Black vinyl | FW | F | |
| M0 | F100/350 (81E) | Black vinyl | FW | FW | |
| MR | F100/350 (81E) | Black vinyl | FW | | |
| M3 | F100/350 (81E) | Black vinyl | FW | | |
| M5 | F100/350 (81E) | Black vinyl and black cloth | FW | F | |
| M6 | F100/350 (81E) | Black vinyl and black cloth | FW | FW | |
| M7 | F100/350 (81E) | Black vinyl | FW | F | |
| M8 | F100/350 (81E) | Black vinyl | FW | FW | |
| N | F100/350 (81E) | Dark red vinyl and dark red cloth | FW | | |
| NB | F100/350 (81E) | Black vinyl (heavy duty) with red appointments | FW | | |
| N3 | F100/350 (81E) | Red and dark red vinyl | FW | | |
| NR | F100/350 (81E) | Dark red vinyl | FW | | |
| 0 | F100/350 (81E) | Medium green vinyl and medium green cloth | FW | | |
| 0B | F100/350 (81E) | Black vinyl (heavy duty) with green appointments | FW | | |
| 0E | F100/350 (81E) | Black vinyl (heavy duty) with green appointments | FW | F | |
| 0F | F100/350 (81E) | Black vinyl (heavy duty) with green appointments | FW | FW | |
| 0N | F100/350 (81E) | Medium green vinyl | FW | F | |
| 00 | F100/350 (81E) | Medium green vinyl | FW | FW | |

**1973/79
TRUCK SERIES 100/500**

1975 SOFT TRIM TEXT SECTION

1

| BODY TYPE | R/L | PART NUMBER LESS SUFFIX | COLORS and APPLICABLE PART NUMBER SUFFIXES | | | | | | | | | | | | | Q T Y. | | |
|---|-----|---|--|-------|------|--------|------|------|-------|--------|----------------|-----|--------|-------|-------|--------------|----|---|
| | | | AVO- CADO | BLACK | BLUE | GINGER | GRAY | GOLD | GREEN | ORANGE | PARCH- MENT | RED | SADDLE | WHITE | OTHER | | | |
| 02344-5 | | PANEL (COWL TRIM) | | | | | | | | | | | | | | | | |
| Notes: | | ▲ Tan | | | | | | | | | | | | | | | | |
| E100/350 | R | D5UZ 1202344 | | | | | D | B | | | | | C | | | | ▲A | 1 |
| | L | D5UZ 1202345 | | | | | D | ★ | | | | | C | | | | ▲A | 1 |
| 04104 | | VISOR (LESS ARM and BRACKET) | | | | | | | | | | | | | | | | |
| Notes: | | ▲ Tan | | | | | | | | | | | | | | | | |
| E100/350 | | D5UZ 1104104 | | | | | | A | | | | | D | | | B | ▲C | 2 |
| F100/350 | | D3TZ 1004104 | | G | H | | | E | F | | | | | | C | A | | 2 |
| | | D5TZ 1004104 | | | | | | | | | ★ | A | | | | | | 2 |
| F500 | | D3TZ 1004104 | | G | H | | | E | F | | | | | | C | ★ | | 2 |
| | | D5TZ 1004104 | | | | | | | | | ★ | A | | | | | | 2 |
| 04282 | | PAD (INSTRUMENT PANEL) - STUD TYPE | | | | | | | | | | | | | | | | |
| Notes: | | ▲ Tan | | | | | | | | | | | | | | | | |
| E100/350 -- without A/C | | D5UZ 2204282 | | | | | B | A | | | | | D | | | | ▲C | 1 |
| -- with A/C | | D5UZ 2204282 | | | | | F | E | | | | | H | | | | ▲G | 1 |
| F100/350 | | D3TZ 1004282 | | | | | C | A | D | | | | | | | | | 1 |
| | | D5TZ 1004282 | | | | | | | | | ★ | A | | | | | | 1 |
| F500 | | D3TZ 5004282 | | | | | C | A | D | | | | | | E | | | 1 |
| | | D5TZ 5004282 | | | | | | | | | | | A | | | | | 1 |
| 04282 | | PAD KIT (INSTRUMENT PANEL) - PRESSURE SENSITIVE | | | | | | | | | | | | | | | | |
| Notes: | | ▲ Tan | | | | | | | | | | | | | | | | |
| E100/350 -- without A/C | | D8UZ 1104282 | | | | | A | B | | | | | E | | | | ▲D | 1 |
| -- with A/C | | D8UZ 1104282 | | | | | F | G | | | | | H | | | | ▲K | 1 |
| 10550 | | CARPET (ENGINE COVER) | | | | | | | | | | | | | | | | |
| Notes: | | ▲ Tan | | | | | | | | | | | | | | | | |
| E100/350 | | D5UZ 2210550 | | | | | | A | | | | | C | | | | ▲B | 1 |
| 13000-1 | | CARPET (FRONT FLOOR) | | | | | | | | | | | | | | | | |
| Notes: | | ▲ Tan | | | | | | | | | | | | | | | | |
| E100/350 | R | D5UZ 1213000 | | | | | | A | | | | | C | | | | ▲B | 1 |
| | L | ★ | | | | | | | | | | | | | | | | 1 |
| F100/350(exc. Super Cab) -- 2/W/D-with A/T or 3/M/T | | D5TZ 1013000 | | | V | | | ★ | W | | | | ★ | | | ★ | | 1 |
| F100/350(exc. Super Cab) -- 4/W/D | | D5TZ 1013000 | | | C | | | G | F | | | | E | | | D | | 1 |
| F100/350(exc. Super Cab) -- 2/W/D with 4/M/T | | | | | | | | | | | | | | | | | | 1 |
| 13010-1 | | MAT (FRONT FLOOR) | | | | | | | | | | | | | | | | |
| Notes: | | ▲ Tan | | | | | | | | | | | | | | | | |
| E100/350 | R | D5UZ 1113010 | | | | | A | B | | | | | D | | | | ▲C | 1 |
| | L | D5UZ 1113011 | | | | | A | B | | | | | ★ | | | | ▲C | 1 |
| E100/350 -- w/o pass. seat | R | D6UZ 1113010 | | | | | H | | | | | | | | | | | 1 |
| F100/350(exc. Super Cab) -- 2/W/D-with A/T or 3/M/T | | D5TZ 1013010 | | | G | | | D | F | | | ★ | | | E | | | 1 |
| | | D6TZ 1013010 | | | | | | | | | | | S | | | | | 1 |
| F100/350(exc. Super Cab) -- 4/W/D-with 4/M/T or A/T | | D6TZ 1013010 | | | A | | | B | ★ | | | ★ | C | | | ★ | | 1 |

1973/79
TRUCK SERIES 100/500

| BODY TYPE | R/L | PART NUMBER LESS SUFFIX | COLORS and APPLICABLE PART NUMBER SUFFIXES | | | | | | | | | | | | | QTY | |
|---|-----|----------------------------|--|-------|------|--------|------|------|-------|--------|------------|-----|--------|-------|-------|-----|---|
| | | | AVO-CADO | BLACK | BLUE | GINGER | GRAY | GOLD | GREEN | ORANGE | PARCH-MENT | RED | SADDLE | WHITE | OTHER | | |
| 13010-1 MAT (FRONT FLOOR) — Cont'd | | | | | | | | | | | | | | | | | |
| Notes: ▲ Tan | | | | | | | | | | | | | | | | | |
| F100/350(Super Cab) -- A/T or 3/M/T | | D5TZ 1313010 | | D | ★ | C | | ★ | ★ | | | | | | | | 1 |
| F100/350(Super Cab) -- 4/M/T | | D5TZ 1313010 | | K | ★ | ★ | | ★ | ★ | | | | | | | | 1 |
| F500 | | D4TZ 5013010 | | A | | | | | | | | | | | | | 1 |
| 13016 MAT (FRONT FLOOR REAR) | | | | | | | | | | | | | | | | | |
| F100/350(Super Cab) | | D5TZ 1013016 | | K | ★ | ★ | | ★ | ★ | | | | | ★ | | | 1 |
| 13042-3 MAT or CARPET (AUXILIARY FLOOR WHEEL HOUSE COVER) | | | | | | | | | | | | | | | | | |
| Notes: ▲ Tan | | | | | | | | | | | | | | | | | |
| E100/350 -- mat | R | D5UZ 2213042 | | A | B | | | | | D | | | | | | ▲C | 1 |
| | L | D5UZ 2213043 | | A | B | | | | | D | | | | | | ▲C | 1 |
| -- carpet | R | D5UZ 2213042 | | | E | | | | | G | | | | | | ▲F | 1 |
| | L | D5UZ 2213043 | | | E | | | | | G | | | | | | ▲F | 1 |
| 13046 CARPET (REAR FLOOR) | | | | | | | | | | | | | | | | | |
| Notes: ▲ Tan | | | | | | | | | | | | | | | | | |
| E250/350 (Cutaway Cab) | | D5UZ 3313046 | | | D | | | | | F | | | | | | ▲E | 1 |
| F250/350 (Crew Cab) -- loop pile | | D3TZ 2513046 | | B | A | D | | | | F | | | | C | | | 1 |
| 13054 MAT (REAR FLOOR FRONT) | | | | | | | | | | | | | | | | | |
| Notes: ▲ Tan | | | | | | | | | | | | | | | | | |
| E250/350 (Cutaway Cab) | | D5UZ 3313054 | | | B | | | | | A | | | | | | ▲C | 1 |
| F250/350 (Crew Cab) -- without A/C | | D6HZ 2513054 | | A | | | | | | | | | | | | | 1 |
| -- with A/C | | D3TZ 2513054 | | B | | | | | | | | | | | | | 1 |
| 13074-5 MAT (REAR FLOOR SIDE STEP) | | | | | | | | | | | | | | | | | |
| F250/350 (Crew Cab) | R | D4TZ 2513074 | | A | | | | | | | | | | | | | 1 |
| | L | D4TZ 2513075 | | A | | | | | | | | | | | | | 1 |
| 13086 MAT (FRONT FLOOR) - RUBBER FULL WIDTH | | | | | | | | | | | | | | | | | |
| Notes: ▲ Brown | | | | | | | | | | | | | | | | | |
| F100/500 | | D9TZ 8113086 | | A | B | | | | | | | | | C | | ▲D | 1 |
| 13174 FILLER (REAR FLOOR MAT FRONT) | | | | | | | | | | | | | | | | | |
| E100/250 (82) | | D5UZ 1613174 | | A | | | | | | | | | | | | | 3 |
| 13182 MAT (REAR FLOOR REAR) | | | | | | | | | | | | | | | | | |
| Notes: ▲ Tan | | | | | | | | | | | | | | | | | |
| E100/350 | | D5UZ 2213182 | | A | B | | | | | D | | | | | | ▲C | 1 |
| 20104-5 COMPARTMENT (DOOR TRIM PANEL MAP) | | | | | | | | | | | | | | | | | |
| Notes: ▲ Tan | | | | | | | | | | | | | | | | | |
| F100/350 | R | D3TZ 1020104 | | A | B | ★ | | ★ | ★ | | | | | ★ | | | 1 |
| | L | D3TZ 1020105 | | A | B | ★ | | ★ | ★ | | | | | C | | | 1 |
| | | 385188-S (H-8-ND)-clip | | | | | | | | | | | | | | | 6 |
| BODY TYPE | R/L | PART NUMBER LESS SUFFIX | TRIM CODES AND APPLICABLE PART NUMBER SUFFIXES | | | | | | | | | | | | | QTY | |
| 23942-3 PANEL (FRONT DOOR TRIM) | | | | | | | | | | | | | | | | | |
| | | | TRIM CODES ▶ | B | B1 | B2 | C | C1 | C2 | D | D1 | D2 | | | | | |
| E100/350 | R | D5UZ 2223942 | ABB | ABB | ABB | ABU | ABU | ABU | ★ | ★ | ★ | | | | | | 1 |
| | L | D5UZ 2223943 | ABB | ABB | ABB | ABU | ABU | ABU | ★ | ★ | ★ | | | | | | 1 |
| | | | TRIM CODES ▶ | K | KA | K1 | K2 | L | LA | L1 | L2 | M | MA | M1 | M2 | | |
| E100/350 | R | D5UZ 2223942 | BCB | BCB | BCB | BCB | BCU | BCU | BCU | BCU | BCU | ★ | ★ | ★ | ★ | | 1 |
| | L | D5UZ 2223943 | BCB | BCB | BCB | BCB | BCU | BCU | BCU | BCU | BCU | ★ | ★ | ★ | ★ | | 1 |
| | | | TRIM CODES ▶ | S | SA | S1 | S2 | T | TA | T1 | T2 | U | UA | U1 | U2 | | |
| E100/350 | R | D5UZ 2223942 | BCB | BCB | BCB | BCB | BCU | BCU | BCU | BCU | BCU | ★ | ★ | ★ | ★ | | 1 |
| | L | D5UZ 2223943 | BCB | BCB | BCB | BCB | BCU | BCU | BCU | BCU | BCU | ★ | ★ | ★ | ★ | | 1 |

**1973/79
TRUCK SERIES 100/500**

| BODY TYPE | R/L | PART NUMBER LESS SUFFIX | TRIM CODES AND APPLICABLE PART NUMBER SUFFIXES | | | | | | | | | | | | | QTY | |
|---|-----|----------------------------|--|-----|-----|-----|-----|-----|-----|-----|-----|-----|-----|----|----|-----|---|
| 23942-3 PANEL (FRONT DOOR TRIM) — Cont'd | | | | | | | | | | | | | | | | | |
| TRIM CODES ▶ | | | 2 | 2B | 2E | 2F | 2V | 2W | 2Z | 3B | 3E | 3F | 3V | 3W | 3Z | | |
| F100/500 (81A) | R | D4TZ 1023942 | D | | | | D | D | D | | | | C | C | C | | 1 |
| | L | D4TZ 1023943 | D | | | | D | D | D | | | | C | C | C | | 1 |
| | R | D8TZ 1023942 | | F9A | F9A | F9A | | | | F9A | F9A | F9A | | | | | 1 |
| | L | D8TZ 1023943 | | F9A | F9A | F9A | | | | F9A | F9A | F9A | | | | | 1 |
| TRIM CODES ▶ | | | 4 | 4B | 4E | 4F | 4V | 4W | 4Z | 5 | 5B | 5E | 5F | 5Z | | | |
| F100/500 (81A) | R | D4TZ 1023942 | | | | | | | | | E | | | E | | 1 | |
| | L | D4TZ 1023943 | | | | | | | | | E | | | E | | 1 | |
| | R | D8TZ 1023942 | F9A | F9A | F9A | F9A | F9A | F9A | F9A | | F9A | F9A | F9A | | | 1 | |
| | L | D8TZ 1023943 | F9A | F9A | F9A | F9A | F9A | F9A | F9A | | F9A | F9A | F9A | | | 1 | |
| TRIM CODES ▶ | | | 6 | 6B | 6E | 6F | 6V | 6W | 6Z | 23 | 25 | 26 | | | | | |
| F100/500 (81A) | R | D4TZ 1023942 | | | | | | | | | D | D | D | | | 1 | |
| | L | D4TZ 1023943 | | | | | | | | | D | D | D | | | 1 | |
| | R | D5TZ 1023942 | A | | | | A | A | A | | | | | | | 1 | |
| | L | D5TZ 1023943 | A | | | | A | A | A | | | | | | | 1 | |
| | R | D8TZ 1023942 | | F9A | F9A | F9A | | | | | | | | | | 1 | |
| | L | D8TZ 1023943 | | F9A | F9A | F9A | | | | | | | | | | 1 | |
| TRIM CODES ▶ | | | 27 | 28 | 33 | 37 | 38 | 43 | 45 | 46 | 47 | 48 | 53 | | | | |
| F100/500 (81A) | R | D4TZ 1023942 | D | D | C | C | C | | | | | | E | | | 1 | |
| | L | D4TZ 1023943 | D | D | C | C | C | | | | | | E | | | 1 | |
| | R | D8TZ 1023942 | | | | | | F9A | F9A | F9A | F9A | F9A | | | | 1 | |
| | L | D8TZ 1023943 | | | | | | F9A | F9A | F9A | F9A | F9A | | | | 1 | |
| TRIM CODES ▶ | | | 55 | 56 | 63 | 65 | 66 | 67 | 68 | S | T | U | | | | | |
| F100/500(81A) | R | D4TZ 1023942 | E | E | | | | | | | | | | | | 1 | |
| | L | D4TZ 1023943 | E | E | | | | | | | | | | | | 1 | |
| | R | D5TZ 1023942 | | | A | A | A | A | A | ★ | F | ★ | | | | 1 | |
| | L | D5TZ 1023943 | | | A | A | A | A | A | ★ | ★ | ★ | | | | 1 | |
| TRIM CODES ▶ | | | B | BB | BE | BF | B3 | B5 | B6 | B7 | B8 | C | CB | | | | |
| F100/350(81E) | R | D4TZ 1023942 | | | | | | | | | | H | | | | 1 | |
| | L | D4TZ 1023943 | | | | | | | | | | H | | | | 1 | |
| | R | D6TZ 1023942 | G | H | H | H | G | G | G | G | G | | H | | | 1 | |
| | L | D6TZ 1023943 | G | H | H | H | G | G | G | G | G | | H | | | 1 | |
| TRIM CODES ▶ | | | CE | CF | C3 | C5 | C6 | C7 | C8 | D | DB | DE | DF | | | | |
| F100/350(81E) | R | D4TZ 1023942 | | | H | H | H | H | H | | | | | | | 1 | |
| | L | D4TZ 1023943 | | | H | H | H | H | H | | | | | | | 1 | |
| | R | D6TZ 1023942 | H | H | | | | | | H | H | H | H | | | 1 | |
| | L | D6TZ 1023943 | H | H | | | | | | H | H | H | H | | | 1 | |
| TRIM CODES ▶ | | | D3 | D5 | D6 | D7 | D8 | E | EB | E3 | F | FB | | | | | |
| F100/350(81E) | R | D6TZ 1023942 | H | H | H | H | H | ★ | H | ★ | J | H | | | | 1 | |
| | L | D6TZ 1023943 | H | H | H | H | H | ★ | H | ★ | ★ | H | | | | 1 | |
| TRIM CODES ▶ | | | FE | FF | F3 | F5 | F6 | F7 | F8 | X | Y | Z | | | | | |
| F100/350(81E) | R | D6TZ 1023942 | H | H | J | J | J | J | J | G | H | ★ | | | | 1 | |
| | L | D6TZ 1023943 | H | H | ★ | ★ | ★ | ★ | ★ | G | H | ★ | | | | 1 | |

**1973/79
TRUCK SERIES 100/500**

| BODY TYPE | R/L | PART NUMBER LESS SUFFIX | TRIM CODES AND APPLICABLE PART NUMBER SUFFIXES | | | | | | | | | | | | | QTY | |
|---|-----|----------------------------|---|---|------|--------|------|------|-------|--------|----------------|-----|--------|-------|-------|-----|---|
| 27406-7 PANEL ASSY. (REAR DOOR TRIM) | | | TRIM CODES ▶ 2 2B 3B 4 4B 5 5B 6 6B 23 33 43 53 63 | | | | | | | | | | | | | | |
| F250/350(81A) | R | D5TZ 2527406 | B5B | B9A | B9A | B9A | B9A | ★ | B9A | ★ | B9A | B5B | ★ | B9A | ★ | ★ | 1 |
| | L | D5TZ 2527407 | B5B | B9A | B9A | B9A | B9A | ★ | B9A | ★ | B9A | B5B | ★ | B9A | ★ | ★ | 1 |
| | | | TRIM CODES ▶ 6 63 65 67 68 | | | | | | | | | | | | | | |
| F250/350(81A) | R | ★ | | | | | | | | | | | | | | | 1 |
| | L | D5TZ 2527407 | B6A | B6A | B6A | B6A | B6A | | | | | | | | | | 1 |
| | | | TRIM CODES ▶ B3 C3 D3 E3 F3 | | | | | | | | | | | | | | |
| F250/350(81E) | R | D5TZ 2527406 | B5B | ★ | B9A | ★ | ★ | | | | | | | | | | 1 |
| | L | D5TZ 2527407 | B5B | ★ | B9A | ★ | ★ | | | | | | | | | | 1 |
| | | | TRIM CODES ▶ F F3 F5 F6 F7 F8 | | | | | | | | | | | | | | |
| F250/350 (81E) | R | D5TZ 2527406 | A6A | A6A | A6A | A6A | A6A | A6A | | | | | | | | | 1 |
| | L | D5TZ 2527407 | A6A | A6A | A6A | A6A | A6A | A6A | | | | | | | | | 1 |
| | | | TRIM CODES ▶ K L M N O 03 | | | | | | | | | | | | | | |
| F250/350(Ranger XLT) | R | D5TZ 2527406 | A5B | ★ | A9A | ★ | ★ | ★ | | | | | | | | | 1 |
| | L | D5TZ 2527407 | A5B | ★ | ★ | ★ | ★ | ★ | | | | | | | | | 1 |
| 27411 PANEL (BODY SIDE DOOR TRIM) | | | TRIM CODES ▶ B BA BJ B1 B2 C CA CJ C1 C2 | | | | | | | | | | | | | | |
| E100/350(82B,89B, D,F) -- w/sliding door | R | D5UZ 2227411 | ★ | ★ | ★ | ★ | ★ | ABU | ABU | ABU | ABU | ABU | | | | | 1 |
| | | | | TRIM CODES ▶ K KA L LA M MA S SA T TA U UA | | | | | | | | | | | | | |
| E150/250(82C) -- w/sliding door | R | D5UZ 2227411 | ★ | ★ | BCU | BCU | ★ | ★ | ★ | ★ | BCU | BCU | ★ | ★ | | | 1 |
| | | | | TRIM CODES ▶ B BA BJ B1 B2 C CA CJ C1 C2 | | | | | | | | | | | | | |
| BODY TYPE | R/L | PART NUMBER LESS SUFFIX | COLORS and APPLICABLE PART NUMBER SUFFIXES | | | | | | | | | | | | | QTY | |
| | | | AVO-CADO | BLACK | BLUE | GINGER | GRAY | GOLD | GREEN | ORANGE | PARCH- MENT | RED | SADDLE | WHITE | OTHER | | |
| 27472 PANEL (BODY SIDE DOOR TRIM UPPER) | | | TRIM CODES ▶ B BA BJ B1 B2 C CA CJ C1 C2 | | | | | | | | | | | | | | |
| E100/350 -- w/sliding door | | D5UZ 1127472 | | | | | | A | | | | | | | | | 1 |
| | | D5UZ 1127472 | | | | | | B | | | | | | | | | 1 |
| 274A66 PANEL (BODY SIDE DOOR TRIM LOWER) | | | TRIM CODES ▶ B BA BJ B1 B2 C CA CJ C1 C2 | | | | | | | | | | | | | | |
| E100/350(89A,B) -- w/sliding door | | D5UZ 11274A66 | | | | | | A | | | | | | | | | 1 |
| | | | | TRIM CODES ▶ B BA BJ B1 B2 C CA CJ C1 C2 | | | | | | | | | | | | | |
| 278C40 SHIELD (FUEL FILLER HOUSING) | | | TRIM CODES ▶ B BA BJ B1 B2 C CA CJ C1 C2 | | | | | | | | | | | | | | |
| Notes: ▲ Tan | | | TRIM CODES ▶ B BA BJ B1 B2 C CA CJ C1 C2 | | | | | | | | | | | | | | |
| E100/250(82) -- 138" W/B | | D5UZ 22278C40 | | | | | A | | | | C | | | | | ▲B | 1 |
| | | | | TRIM CODES ▶ B BA BJ B1 B2 C CA CJ C1 C2 | | | | | | | | | | | | | |
| 31006-7 PANEL (BODY SIDE REAR CORNER TRIM UPPER) | | | TRIM CODES ▶ B BA BJ B1 B2 C CA CJ C1 C2 | | | | | | | | | | | | | | |
| E100/350 (89A,B) | R | D5UZ 1131006 | | | | | | A | | | | | | | | | 1 |
| | L | D5UZ 1131007 | | | | | | A | | | | | | | | | 1 |
| BODY TYPE | R/L | PART NUMBER LESS SUFFIX | TRIM CODES AND APPLICABLE PART NUMBER SUFFIXES | | | | | | | | | | | | | QTY | |
| 31025 PANEL (BODY SIDE TRIM FRONT) | | | TRIM CODES ▶ B BA BJ B1 B2 C CA CU C1 C2 | | | | | | | | | | | | | | |
| E100/350(82B,89B, D,F) | L | D5UZ 2231025 | ABB | ABB | ABB | ABB | ABB | ABU | ABU | ABU | ABU | ABU | | | | | 1 |
| | | | | TRIM CODES ▶ K KA L LA M MA S SA T TA U UA | | | | | | | | | | | | | |
| E150/250(82C) | L | D5UZ 2231025 | ★ | ★ | BCU | BCU | ★ | ★ | ★ | ★ | BCU | BCU | ★ | ★ | | | 1 |
| | | | | TRIM CODES ▶ B BA BJ B1 B2 C CA CU C1 C2 | | | | | | | | | | | | | |

1973/79 TRUCK SERIES 100/500

| BODY TYPE | R/L | PART NUMBER LESS SUFFIX | COLORS and APPLICABLE PART NUMBER SUFFIXES | | | | | | | | | | | | | Q | | | | |
|---|-----|----------------------------|--|-------|------|--------|------|------|-------|--------|----------------|-----|--------|-------|-------|---------|----|----|----|--|
| | | | AVO- CADO | BLACK | BLUE | GINGER | GRAY | GOLD | GREEN | ORANGE | PARCH- MENT | RED | SADDLE | WHITE | OTHER | T Y. | | | | |
| 404B52-3 PAD (BACK LOWER TRIM) | | | | | | | | | | | | | | | | | | | | |
| F100/350(Super Cab) | R | D4TZ 10404B52 | | | | C | ★ | E | | | | | | | D | | | 1 | | |
| | L | D4TZ 10404B52 | | | | H | F | K | | | | | | | J | | | 1 | | |
| | R | D5TZ 10404B52 | | | | | | | | ★ | A | | | | | | | 1 | | |
| | L | D5TZ 10404B52 | | | | | | | | ★ | B | | | | | | | 1 | | |
| 40470 COVER (BACK DOOR UPPER) | | | | | | | | | | | | | | | | | | | | |
| E100/350(89A,B) -- 138" W/B | | D5UZ 1140470 | | | | | | | A | | | | | | | | | 2 | | |
| 423B30-1 COVER (FUEL TANK TRIM) | | | | | | | | | | | | | | | | | | | | |
| Notes: \$ Paint to match, ▲ Tan | | | | | | | | | | | | | | | | | | | | |
| F250/350 (Crew Cab) | R | D5TZ 25423B30 | | | | | | | | | | | | | | | ▲B | 1 | | |
| | L | D5TZ 25423B31 | | | | | | | | | | | | | | | ▲B | 1 | | |
| 45026 COVER (SPARE WHEEL) | | | | | | | | | | | | | | | | | | | | |
| Notes: ▲ Tan | | | | | | | | | | | | | | | | | | | | |
| E150/250(82C) -- with 15" or 16" wheel | | D5UZ 1645026 | | | | | | A | | | | | | | | | B | ▲C | 1 | |
| BODY TYPE | R/L | PART NUMBER LESS SUFFIX | TRIM CODES AND APPLICABLE PART NUMBER SUFFIXES | | | | | | | | | | | | | QTY | | | | |
| 45220-1 PANEL (BACK DOOR TRIM) | | | | | | | | | | | | | | | | | | | | |
| | | | TRIM CODES ▶ | | | | | | | | | | | | | | | | | |
| | | | B | BA | BJ | BI | B2 | C | CA | CJ | CI | C2 | | | | | | | | |
| E100/350(82B,89B, D,F) | R | D5UZ 2245220 | ABB | ABB | ABB | ABB | ABB | ABU | ABU | ABU | ABU | ABU | | | | | | | 1 | |
| | L | D5UZ 2245221 | ABB | ABB | ABB | ABB | ABB | ABU | ABU | ABU | ABU | ABU | | | | | | | 1 | |
| | | | TRIM CODES ▶ | | | | | | | | | | | | | | | | | |
| | | | K | KA | L | LA | M | MA | S | SA | T | TA | U | UA | | | | | | |
| E150/250(82C) | R | D5UZ 2245220 | BCB | BCB | BCU | BCU | ★ | ★ | BCB | BCB | BCU | BCU | ★ | ★ | | | | | 1 | |
| | L | D5UZ 2245221 | BCB | BCB | BCU | BCU | ★ | ★ | BCB | BCB | BCU | BCU | ★ | ★ | | | | | 1 | |
| BODY TYPE | R/L | PART NUMBER LESS SUFFIX | COLORS and APPLICABLE PART NUMBER SUFFIXES | | | | | | | | | | | | | Q | | | | |
| | | | AVO- CADO | BLACK | BLUE | GINGER | GRAY | GOLD | GREEN | ORANGE | PARCH- MENT | RED | SADDLE | WHITE | OTHER | T Y. | | | | |
| 46306 COVER (BACK DOOR LOWER) | | | | | | | | | | | | | | | | | | | | |
| E100/350 (89A,B) -- 138" W/D | | D5UZ 1146306 | | | | | | A | | | | | | | | | | | 2 | |
| 501A42 TONNEAU COVER KIT (PICKUP BOX) -- Incl. storage container | | | | | | | | | | | | | | | | | | | | |
| F100/350 -- 133" or 140" W/B | | D1TZ 99501A42 | | | | A | | | | | | | | | | | B | | 1 | |
| 51914 COVER (SHARP METAL EDGE) | | | | | | | | | | | | | | | | | | | | |
| Notes: ⊕ 66 3/4" long -- cut to fit | | | | | | | | | | | | | | | | | | | | |
| E100/350 | ⊕ | C8UZ 8951914 | | | | A1A | | | | | | | | | | | | | AR | |
| 51916 HEADLINING (ROOF) | | | | | | | | | | | | | | | | | | | | |
| Notes: % Cut to fit, ▲ Tan | | | | | | | | | | | | | | | | | | | | |
| E100/250(82C) | | D5UZ 2251916 | | | | | A | | | | ★ | | | | | | | ▲C | 1 | |
| F100/350(Regular Cab) | | D3TZ 1051916 | | | M | J | K | | | | | | | | G | | | | 1 | |
| | | D5TZ 1051916 | | | | | | | | | | B | | | | | | | 1 | |

1973/79
TRUCK SERIES 100/500

| BODY TYPE | R/L | PART NUMBER LESS SUFFIX | COLORS and APPLICABLE PART NUMBER SUFFIXES | | | | | | | | | | | | | Q T Y. |
|---------------------|-----|----------------------------|--|-------|------|--------|------|------|-------|--------|----------------|-----|--------|-------|-------|--------------|
| | | | AVO- CADO | BLACK | BLUE | GINGER | GRAY | GOLD | GREEN | ORANGE | PARCH- MENT | RED | SADDLE | WHITE | OTHER | |
| 51916 | | HEADLINING (ROOF) — Cont'd | | | | | | | | | | | | | | |
| Notes: | | % Cut to fit, ▲ Tan | | | | | | | | | | | | | | |
| F250/350(Crew Cab) | % | D3TZ 1051916 | ★ | M | J | K | | | | | | | G | | | 1 |
| -- front | % | D5TZ 1051916 | | | | | | | | | | | B | | | 1 |
| | | D4TZ 2551918 | A4G | A6A | A9B | A3F | | | | | | | A7D | | | 1 |
| | | D5TZ 2251918 | | | | | | | | | | | A | | | 1 |
| F100/350(Super Cab) | | D4TZ 1051916 | | E | C | ★ | | | | | | ★ | | | | 1 |

| 51918 | | Refer to group 51916 | | | | | | | | | | | | | | |
|------------------------------------|-----|-------------------------------|-------------|--|--|--|--|--|--|--|--|--|--|--|--|-----|
| BODY TYPE | R/L | PART NUMBER | DESCRIPTION | | | | | | | | | | | | | QTY |
| 51940 | | PANEL (ROOF TRIM) — Section 1 | | | | | | | | | | | | | | |
| E100/350 -- non-perforated | | D5UZ 3351940-A | Gray | | | | | | | | | | | | | 1 |
| -- perforated | | D5UZ 3351940-B | Gray | | | | | | | | | | | | | 1 |
| 51942 | | PANEL (ROOF TRIM) — Section 2 | | | | | | | | | | | | | | |
| E100/350 | | D5UZ 1151942-A | Gray | | | | | | | | | | | | | 1 |
| 51944 | | PANEL (ROOF TRIM) — Section 3 | | | | | | | | | | | | | | |
| E100/350 | | D5UZ 1151944-A | Gray | | | | | | | | | | | | | 1 |
| 51950 | | PANEL (ROOF TRIM) — Section 4 | | | | | | | | | | | | | | |
| E100/350 -- 138" W/B | | D5UZ 1151950-A | Gray | | | | | | | | | | | | | 1 |
| -- 124" W/B | | ★ | Gray | | | | | | | | | | | | | 1 |
| 51954 | | PANEL (ROOF TRIM) — Section 5 | | | | | | | | | | | | | | |
| E100/350 -- 138" W/B -- perforated | | D5UZ 1151954-A | Gray | | | | | | | | | | | | | 1 |

| BODY TYPE | R/L | PART NUMBER LESS SUFFIX | COLORS and APPLICABLE PART NUMBER SUFFIXES | | | | | | | | | | | | | Q T Y. |
|--|-----|-------------------------------|--|-------|------|--------|------|------|-------|--------|----------------|-----|--------|-------|-------|--------------|
| | | | AVO- CADO | BLACK | BLUE | GINGER | GRAY | GOLD | GREEN | ORANGE | PARCH- MENT | RED | SADDLE | WHITE | OTHER | |
| 51990 | | PANEL (ROOF TRIM) | | | | | | | | | | | | | | |
| Notes: | | % Cut to fit, ▲ Tan, \$ Coral | | | | | | | | | | | | | | |
| F100/350(Regular Cab) -- perforated | | D3TZ 1051990 | | | | | | | | | | | | A | | 1 |
| F100/500 (Regular Cab) -- non-perforated | | D3TZ 1051990 | | | | | | | | | | | | B | | 1 |
| F100/350(81A) -- (Regular Cab) -- non-perforated | | D5TZ 1051990 | | | | | | ★ | | | | | | | ▲H | 1 |
| F100/350(81E) -- (Regular Cab) -- perforated | | D5TZ 1051990 | | C | A | B | | | | D | | | E | | | 1 |
| F250/350(Crew Cab) -- front | % | D3TZ 1051990 | | | | | | | | | | | | B | | 1 |
| -- rear | | D4TZ 2551942 | | | | | | | | | | | | A | | 1 |
| F100/350 (81A) (Super Cab) -- perforated | | D4TZ 1051944 | | | | | | | | | | | | B | | 1 |
| -- non-perforated | | D4TZ 1051944 | | | | | | | | | | | | A | | 1 |
| F100/350 (81A) -- (Super Cab) -- non-perforated | | D5TZ 1351944 | | | | | | | F | | | | | | \$E | 1 |
| F100/350 (81E) (Super Cab) -- perforated | | D5TZ 1351944 | | C | A | B | | | | D | | | | | | 1 |

**1973/79
TRUCK SERIES 100/500**

| BODY TYPE | R/L | PART NUMBER LESS SUFFIX | COLORS and APPLICABLE PART NUMBER SUFFIXES | | | | | | | | | | | | Q T Y. | | | | | |
|--------------------------------------|-----|---|--|-------|------|--------|------|------|-------|--------|----------------|-----|--------|-------|--------------|-------|-----|----|----|---|
| | | | AVO- CADO | BLACK | BLUE | GINGER | GRAY | GOLD | GREEN | ORANGE | PARCH- MENT | RED | SADDLE | WHITE | | OTHER | | | | |
| 60012 | | SEAT ASSY. (DRIVER and PASSENGER) – Includes cover – less seat track | | | | | | | | | | | | | | | | | | |
| Notes: | | ▲ Tan, % Cloth and vinyl, △ All vinyl | | | | | | | | | | | | | | | | | | |
| E100/350 -- Captain's Chair | % | D6UZ 1160012 | | | | | A | | | | | | B | | | | | ▲C | AR | |
| | △ | D6UZ 1160012 | | | | | D | | | | | | E | | | | | ▲F | AR | |
| BODY TYPE | R/L | PART NUMBER | DESCRIPTION | | | | | | | | | | | | | | QTY | | | |
| 60012 | | BACK and CUSHION KIT (DRIVER and PASSENGER SEAT) – Less cover | | | | | | | | | | | | | | | | | | |
| E100/350 -- bucket seats | | D5UZ 1160012-G | | | | | | | | | | | | | | | 2 | | | |
| 60026 | | BACK and CUSHION KIT (REAR SEAT NO. 2, 3 and 4) – Less cover | | | | | | | | | | | | | | | | | | |
| E100/250(82) | | D5UZ 1260026-A | Seat – NO. 2 and NO. 3 | | | | | | | | | | | | | | 2 | | | |
| | | D5UZ 1260026-B | Seat – NO. 4 | | | | | | | | | | | | | | 1 | | | |
| BODY TYPE | R/L | PART NUMBER LESS SUFFIX | COLORS and APPLICABLE PART NUMBER SUFFIXES | | | | | | | | | | | | Q T Y. | | | | | |
| | | | AVO- CADO | BLACK | BLUE | GINGER | GRAY | GOLD | GREEN | ORANGE | PARCH- MENT | RED | SADDLE | WHITE | | OTHER | | | | |
| 60026 | | SEAT ASSY. (REAR) – Includes cover | | | | | | | | | | | | | | | | | | |
| Notes: | | \$ Coral | | | | | | | | | | | | | | | | | | |
| F100/350(Super Cab) – w/flip seat | | D4TZ 1060026 | | | | | A | | B | | | | | | | | | | | 2 |
| BODY TYPE | R/L | PART NUMBER | DESCRIPTION | | | | | | | | | | | | | | QTY | | | |
| 60032 | | PAD ASSY. (REAR SEAT BACK) | | | | | | | | | | | | | | | | | | |
| F100/350(Super Cab) | | D4TZ 1060032-A | Pad – full width seat | | | | | | | | | | | | | | 1 | | | |
| | | D4TZ 10613A38-A | Frame – full width seat | | | | | | | | | | | | | | 1 | | | |
| 60050 | | CUSHION KIT (SEAT) – Less cover | | | | | | | | | | | | | | | | | | |
| F100/500(Regular Cab) | | D3TZ 1060050-A | Full width seat | | | | | | | | | | | | | | 1 | | | |
| F250/350(Crew Cab) | | D3TZ 2560050-A | Full width front seat | | | | | | | | | | | | | | 1 | | | |
| | | D3TZ 1060050-A | Full width rear seat | | | | | | | | | | | | | | 1 | | | |
| F100/350(Super Cab) | | D4TZ 1060050-A | Full width front seat | | | | | | | | | | | | | | 1 | | | |
| F100/350 | | 381969-S2 | (UU-89-A)-screw-washer head-No. 8-18 x 1/2" | | | | | | | | | | | | | | 2 | | | |
| F100/500 | | 381801-S9 | (UU-148)-screw-washer head drill-No. 8-16 x 1/2" | | | | | | | | | | | | | | 1 | | | |
| 60080 | | PAD ASSY. (REAR SEAT CUSHION) | | | | | | | | | | | | | | | | | | |
| F100/350(Super Cab) | | D4TZ 1060080-A | Pad – full width seat | | | | | | | | | | | | | | 1 | | | |
| | | D4TZ 1063160-A | Frame – full width seat | | | | | | | | | | | | | | 1 | | | |
| 60136-7 | | PAD ASSY. (SEAT BACK) | | | | | | | | | | | | | | | | | | |
| F100/500(Regular Cab) | | D3TZ 1060136-B | Pad – full width seat | | | | | | | | | | | | | | 1 | | | |
| | | D4TZ 1061018-B | Frame – full width seat | | | | | | | | | | | | | | 1 | | | |
| F250/350(Crew Cab) | | D3TZ 1060136-B | Pad – full width front seat | | | | | | | | | | | | | | 1 | | | |
| | | D5TZ 2561018-A | Frame – full width front seat | | | | | | | | | | | | | | 1 | | | |
| | | D3TZ 1060136-B | Pad – full width rear seat | | | | | | | | | | | | | | 1 | | | |
| | | D4TZ 1061018-B | Frame – full width rear seat | | | | | | | | | | | | | | 1 | | | |
| F100/300(Super Cab) | R | D4TZ 1060136-A | Pad – full width front seat | | | | | | | | | | | | | | 1 | | | |
| | L | D4TZ 1060137-A | Pad – full width front seat | | | | | | | | | | | | | | 1 | | | |
| | R | D5TZ 1361018-A | Frame – full width front seat | | | | | | | | | | | | | | 1 | | | |
| | L | D5TZ 1361019-A | Frame – full width front seat | | | | | | | | | | | | | | 1 | | | |

**1973/79
TRUCK SERIES 100/500**

1975 SOFT TRIM TEXT SECTION 11

| BODY TYPE | R/L | PART NUMBER LESS SUFFIX | TRIM CODES AND APPLICABLE PART NUMBER SUFFIXES | QTY |
|-----------|-----|-------------------------------|--|-----|
| 62900 | | COVER (SEAT CUSHION) — Cont'd | | |

FRONT SEAT

| | | TRIM CODES ▶ | B | BB | C | CB | D | DB | E | EB | F | FB | S | T | U | |
|------|--|--------------|-----|-----|-----|-----|-----|-----|-----|-----|-----|-----|---|-----|----|---|
| F500 | | D3TZ 1062900 | BDB | BGA | BDF | BGA | BDA | BGA | BDD | BGA | | BGA | | | | 1 |
| | | D5TZ 1062900 | | | | | | | | | BDG | | ★ | ★ | ★ | 1 |
| | | TRIM CODES ▶ | 2 | 2B | 2Z | 3Z | 4 | 4B | 4Z | 5 | 5B | 5Z | 6 | 6B | 6Z | |
| F500 | | D3TZ 1062900 | ★ | BGA | BDB | BDF | BAA | BGA | BDA | ★ | BGA | BDD | ★ | BGA | ★ | 1 |
| | | TRIM CODES ▶ | 23 | 33 | 43 | 53 | 63 | | | | | | | | | |
| F500 | | D3TZ 1062900 | BDB | BDF | BDA | BDD | | | | | | | | | | 1 |
| | | D5TZ 1062900 | | | | | BDG | | | | | | | | | 1 |

REAR SEAT

| F250/350 (Crew Cab) | | | Refer to group 63804 | |
|---------------------|-----|----------------------------|----------------------|-----|
| BODY TYPE | R/L | PART NUMBER LESS SUFFIX | DESCRIPTION | QTY |
| 63160 | | | Refer to group 60080 | |

632A22 PAD (FRONT PASSENGER SEAT CUSHION)

| E100/350 -- flip seat | | D3UZ 11632A22-A | | | | | | | | | | | | | | 1 |
|-----------------------|-----|----------------------------|--|-------|------|--------|------|------|-------|--------|----------------|-----|--------|-------|-------|-----|
| BODY TYPE | R/L | PART NUMBER LESS SUFFIX | COLORS and APPLICABLE PART NUMBER SUFFIXES | | | | | | | | | | | | | QTY |
| | | | AVO- CADO | BLACK | BLUE | GINGER | GRAY | GOLD | GREEN | ORANGE | PARCH- MENT | RED | SADDLE | WHITE | OTHER | Y. |

63500 BUTTON (SEAT BACK)

| F100/350 (Ranger XLT) | | D4TZ 1063500 | | D | B | F | C | | | E | | | A | | | AR |
|-----------------------|-----|----------------------------|--|-----|---|---|---|--|--|---|--|--|---|--|--|----|
| BODY TYPE | R/L | PART NUMBER LESS SUFFIX | TRIM CODES AND APPLICABLE PART NUMBER SUFFIXES | QTY | | | | | | | | | | | | |

63804 COVER (REAR SEAT CUSHION)

| F100/350 (Super Cab) -- flip seat | | | Serviced only in assy. — group 638A28 | | | | | | | | | | | | | |
|-----------------------------------|--|--------------|---------------------------------------|-----|-----|-----|-----|---|-----|---|-----|-----|-----|-----|-----|-------|
| | | TRIM CODES ▶ | B3 | C3 | D3 | E3 | F3 | K | L | M | N | O3 | | | | |
| F150/350 (Crew Cab) | | D3TZ 1062900 | BDB | BDF | BDA | BDD | | | | | | | | | | 1 |
| | | D5TZ 1062900 | | | | | BDG | ★ | ★ | ★ | ★ | BDG | | | | 1 |
| | | TRIM CODES ▶ | 2 | 2B | 3B | 4 | 4B | 5 | 5B | 6 | 6B | 23 | 33 | 43 | 53 | 63 |
| F150/350 (Crew Cab) | | D3TZ 1062900 | ★ | BGA | BGA | BAA | BGA | ★ | BGA | | BGA | BDB | BDF | BDA | BDD | 1 |
| | | D5TZ 1062900 | | | | | | | | ★ | | | | | | BDG 1 |

638A10 COVER (REAR SEAT NO. 2 and 3)

| | | TRIM CODES ▶ | B | BA | C | CA | D | DA | K | KA | L | LA | M | MA | S | SA |
|---------------|--|---------------|-----|-----|-----|-----|-----|-----|-----|----|-----|-----|---|----|---|----|
| E100/350 (82) | | D6UZ 12638A10 | AAA | AAB | AAU | AAU | ★ | ★ | | | | | | | | 2 |
| | | D6UZ 22638A10 | | | | | | | ADB | ★ | ADU | ADU | ★ | ★ | ★ | 2 |
| | | TRIM CODES ▶ | T | TA | U | UA | 1 | 2 | 3 | 4 | | | | | | |
| E100/350 (82) | | D6UZ 12638A10 | ★ | ★ | ★ | ★ | AAA | AAB | AAU | ★ | | | | | | 2 |

638A28 CUSHION ASSY. (REAR SEAT) — Incl. cover

| | | TRIM CODES ▶ | BE | B5 | B7 | CE | C5 | C7 | DE | D5 | D7 | FE | F5 | F7 | |
|----------------------------------|--|---------------|----|----|----|----|----|----|----|----|----|----|----|----|---|
| F100/350(Super Cab) -- flip seat | | D5TZ 13638A28 | A | B | B | A | ★ | ★ | A | A | A | A | ★ | ★ | 2 |
| | | TRIM CODES ▶ | KE | KN | K5 | K7 | LE | LN | L5 | L7 | ME | MN | M5 | M7 | |
| F100/350(Super Cab) -- flip seat | | D5TZ 13638A28 | A | B | B | B | A | ★ | ★ | ★ | A | A | A | A | 2 |

1973/79
TRUCK SERIES 100/500

| BODY TYPE | R/L | PART NUMBER LESS SUFFIX | TRIM CODES AND APPLICABLE PART NUMBER SUFFIXES | | | | | | | | | | | | | QTY | | |
|--|-----|----------------------------|---|-------|------|--------|------|------|-------|--------|----------------|-----|--------|-------|-------|-----|-----|---------|
| 638A28 CUSHION ASSY. (REAR SEAT) — Incl. cover — Cont'd | | | TRIM CODES ▶ | | | | | | | | | | | | | | | |
| | | | OE | ON | 05 | 07 | S | U | | | | | | | | | | |
| F100/350(Super Cab) -- flip seat | | D5TZ 13638A28 | A | ★ | ★ | ★ | ★ | ★ | | | | | | | | | | 2 |
| | | | TRIM CODES ▶ | | | | | | | | | | | | | | | |
| | | | 2E | 3E | 4E | 5E | 6E | 25 | 27 | 37 | 45 | 47 | 55 | 67 | | | | |
| F100/350 (Super Cab) -- flip seat | | D5TZ 13638A28 | A | A | A | A | A | B | B | ★ | A | A | ★ | ★ | | | | 2 |
| 638A54 COVER (REAR SEAT CUSHION NO. 4) | | | TRIM CODES ▶ | | | | | | | | | | | | | | | |
| | | | B | BA | C | CA | D | DA | K | KA | L | LA | M | MA | S | SA | | |
| E100/350 (82) | | D4UZ 12638A54 | AEB | AEB | | | | | | | | | | | | | | 1 |
| | | D5UZ 12638A54 | | | AAU | AAU | ★ | ★ | ADB | ADB | ADU | ADU | ★ | ★ | ACB | ACB | | 1 |
| | | | TRIM CODES ▶ | | | | | | | | | | | | | | | |
| | | | T | TA | U | UA | 1 | 2 | 3 | 4 | | | | | | | | |
| E100/350 (82) | | D5UZ 12638A54 | ACU | ACU | ★ | ★ | | | AAU | ★ | | | | | | | | 1 |
| | | D4UZ 12638A54 | | | | | AEA | AEB | | | | | | | | | | 1 |
| BODY TYPE | R/L | PART NUMBER LESS SUFFIX | COLORS and APPLICABLE PART NUMBER SUFFIXES | | | | | | | | | | | | | Q | | |
| | | | AVO- CADO | BLACK | BLUE | GINGER | GRAY | GOLD | GREEN | ORANGE | PARCH- MENT | RED | SADDLE | WHITE | OTHER | | | T Y. |
| 64416-7 COVER (SEAT BACK) | | | TRIM CODES AND APPLICABLE PART NUMBER SUFFIXES | | | | | | | | | | | | | QTY | | |
| Notes: ▲ Tan, % Cloth and vinyl, △ All vinyl | | | | | | | | | | | | | | | | | | |
| E100/350 -- Captains Chair | R/L | % D5UZ 1164416 | | | | A | | | | B | | | | | | | ▲C | 1 |
| | R/L | △ D5UZ 1164416 | | | | D | | | | E | | | | | | | ▲F | 1 |
| BODY TYPE | R/L | PART NUMBER LESS SUFFIX | TRIM CODES AND APPLICABLE PART NUMBER SUFFIXES | | | | | | | | | | | | | QTY | | |
| 64416-7 COVER (SEAT BACK) — Cont'd | | | FRONT SEAT | | | | | | | | | | | | | | | |
| | | | TRIM CODES ▶ | | | | | | | | | | | | | | | |
| | | | B | B1 | B2 | C | C1 | C2 | D | D1 | D2 | | | | | | | |
| E100/350 -- bucket seat | R/L | D4UZ 1264416 | AEB | AEB | AEB | | | | | | | | | | | | | 2 |
| | R/L | D5UZ 1264416 | | | | AAU | AAU | AAU | ★ | ★ | ★ | | | | | | | 2 |
| | | | TRIM CODES ▶ | | | | | | | | | | | | | | | |
| | | | 1 | 2 | 3 | 4 | 11 | 12 | 21 | 22 | 31 | 32 | 41 | 42 | | | | |
| E100/350 -- bucket seat | R/L | D4UZ 1264416 | AEA | AEB | | | AEA | AEA | AEB | AEB | | | | | | | | 2 |
| | R/L | D5UZ 1264416 | | | AAU | ★ | | | | AAU | ★ | ★ | ★ | | | | | 2 |
| | | | TRIM CODES ▶ | | | | | | | | | | | | | | | |
| | | | B2 | C2 | D2 | K2 | L2 | M2 | S2 | T2 | U2 | 12 | 22 | 32 | 42 | | | |
| E100/350 -- flip seat | R | D4UZ 1164416 | ★ | ★ | ★ | ★ | ★ | ★ | ★ | ★ | ★ | AEA | ★ | ★ | ★ | | | 1 |
| | | | TRIM CODES ▶ | | | | | | | | | | | | | | | |
| | | | B | BB | B3 | C | CB | C3 | D | DB | D3 | E | EB | E3 | F | | | |
| F100/350 (Regular Cab) | | D5TZ 1064416 | ★ | | ADB | ★ | | ★ | ★ | | ADA | ABD | | ★ | ★ | | | 1 |
| | | D4TZ 1064416 | | AGA | | | AGA | | | AGA | | | AGA | | | | | 1 |
| | | | TRIM CODES ▶ | | | | | | | | | | | | | | | |
| | | | FB | F3 | K | KB | KR | K3 | L | LB | LR | L3 | M | MB | MR | M3 | | |
| F100/350 (Regular Cab) | | D4TZ 1064416 | AGA | | | AGA | | | | AGA | | | | AGA | | | | 1 |
| | | D5TZ 1064416 | | ★ | ★ | | ★ | ADB | ★ | | ★ | ★ | ★ | ★ | ★ | ★ | ADA | 1 |
| | | | TRIM CODES ▶ | | | | | | | | | | | | | | | |
| | | | N | NB | NR | N3 | 0 | OB | OR | O3 | S | T | U | X | Y | Z | | |
| F100/350 (Regular Cab) | | D5TZ 1064416 | ★ | | ABD | ★ | ★ | | ★ | ★ | ★ | ★ | ★ | ★ | ★ | ★ | ABD | 1 |
| | | D4TZ 1064416 | | AGA | | | | AGA | | | | | | | | | | 1 |
| | | | TRIM CODES ▶ | | | | | | | | | | | | | | | |
| | | | 2 | 2B | 2Z | 3B | 3Z | 4 | 4B | 4Z | 5 | 5B | 5Z | 6 | 6B | 6Z | | |
| F100/350 (Regular Cab) | | D5TZ 1064416 | ★ | | ADB | | ★ | ★ | | ADA | ★ | | ★ | ★ | | ★ | | 1 |
| | | D4TZ 1064416 | | AGA | | AGA | | | AGA | | | AGA | | | AGA | | | 1 |

**1973/79
TRUCK SERIES 100/500**

1975 SOFT TRIM TEXT SECTION 13

| BODY TYPE | R/L | PART NUMBER LESS SUFFIX | TRIM CODES AND APPLICABLE PART NUMBER SUFFIXES | | | | | | | | | | | | | | QTY | |
|------------------------------------|-----|----------------------------|---|-----|-----|-----|-----|-----|-----|-----|-----|-----|-----|-----|-----|-----|-----|---|
| 64416-7 COVER (SEAT BACK) — Cont'd | | | FRONT SEAT | | | | | | | | | | | | | | | |
| | | | TRIM CODES ▶ 23 33 43 53 63 | | | | | | | | | | | | | | | |
| F100/350 (Regular Cab) | | D5TZ 1064416 | ADB | ★ | ADA | ★ | ★ | | | | | | | | | | | 1 |
| | | | TRIM CODES ▶ B BB BE BF B3 B5 B6 B7 B8 C CB CE CF C3 | | | | | | | | | | | | | | | |
| F100/350 (Super Cab) | R | D5TZ 1064416 | ARB | AMA | AMA | AMA | | ARB | ARB | | | ★ | AMA | AMA | AMA | | | 1 |
| | L | D5TZ 1064417 | ARB | AMA | AMA | AMA | | ARB | ARB | | | ★ | AMA | AMA | AMA | | | 1 |
| | R | D4TZ 1064416 | | | | | APB | | | APB | APB | | | | | | ★ | 1 |
| | L | D4TZ 1064417 | | | | | APB | | | APB | APB | | | | | | ★ | 1 |
| | | | TRIM CODES ▶ C5 C6 C7 C8 D DB DE DF D3 D5 D6 D7 D8 | | | | | | | | | | | | | | | |
| F100/350 (Super Cab) | R | D5TZ 1064416 | ★ | ★ | | | ★ | AMA | AMA | AMA | | ★ | ★ | | | | | 1 |
| | L | D5TZ 1064417 | ★ | ★ | | | ★ | AMA | AMA | AMA | | ★ | ★ | | | | | 1 |
| | R | D4TZ 1064416 | | | ★ | ★ | | | | | APA | | | APA | APA | | | 1 |
| | L | D4TZ 1064417 | | | ★ | ★ | | | | | APA | | | APA | APA | | | 1 |
| | | | TRIM CODES ▶ F FB FE FF F3 F5 F6 F7 F8 K KB KE KF KN | | | | | | | | | | | | | | | |
| F100/350 (Super Cab) | R | D5TZ 1064416 | ★ | AMA | AMA | AMA | ★ | ★ | ★ | ★ | ★ | ★ | ★ | AMA | AMA | AMA | ARB | 1 |
| | L | D5TZ 1064417 | ★ | AMA | AMA | AMA | APG | ★ | ★ | APG | APG | ★ | AMA | AMA | AMA | ARB | 1 | |
| | | | TRIM CODES ▶ K0 KR K3 K5 K6 K7 K8 L LB LE LF LN LO LR | | | | | | | | | | | | | | | |
| F100/350 (Super Cab) | R | D5TZ 1064416 | ARB | ARB | | ★ | ★ | | | ★ | AMA | AMA | AMA | ★ | ★ | ★ | | 1 |
| | L | D5TZ 1064417 | ARB | ARB | | ★ | ★ | | | ★ | AMA | AMA | AMA | ★ | ★ | ★ | | 1 |
| | R | D4TZ 1064416 | | | APB | | | APB | APB | | | | | | | | | 1 |
| | L | D4TZ 1064417 | | | APB | | | APB | APB | | | | | | | | | 1 |
| | | | TRIM CODES ▶ L3 L5 L6 L7 L8 M MB ME MF MN MO MR | | | | | | | | | | | | | | | |
| F100/350 (Super Cab) | R | D5TZ 1064416 | ★ | ★ | ★ | ★ | ★ | ★ | AMA | AMA | AMA | ★ | ★ | ★ | | | | 1 |
| | L | D5TZ 1064417 | ★ | ★ | ★ | ★ | ★ | ATA | AMA | AMA | AMA | ★ | ★ | ★ | | | | 1 |
| | | | TRIM CODES ▶ M3 M5 M6 M7 M8 O OB OE OF ON OO OR | | | | | | | | | | | | | | | |
| F100/350 (Super Cab) | R | D4TZ 1064416 | APA | | | APA | APA | | | | | | | | | | | 1 |
| | L | D4TZ 1064417 | APA | | | APA | APA | | | | | | | | | | | 1 |
| | R | D5TZ 1064416 | | ★ | ★ | | | ★ | AMA | AMA | AMA | ★ | ★ | ★ | | | | 1 |
| | L | D5TZ 1064417 | | ATA | ATA | | | ★ | AMA | AMA | AMA | ★ | ★ | ★ | | | | 1 |
| | | | TRIM CODES ▶ O3 O5 O6 O7 O8 S U 2 2B 2E 2F 2V 2W | | | | | | | | | | | | | | | |
| F100/350 (Super Cab) | R | D5TZ 1064416 | ★ | ★ | ★ | ★ | ★ | ★ | ★ | | AMA | AMA | AMA | | | | | 1 |
| | L | D5TZ 1064417 | APG | ★ | ★ | APG | APG | ★ | ★ | | AMA | AMA | AMA | | | | | 1 |
| | R | D4TZ 1064416 | | | | | | | | ★ | | | | APB | APB | | | 1 |
| | L | D4TZ 1064417 | | | | | | | | ★ | | | | APB | APB | | | 1 |

1973/79
TRUCK SERIES 100/500

| BODY TYPE | R/L | PART NUMBER LESS SUFFIX | TRIM CODES AND APPLICABLE PART NUMBER SUFFIXES | | | | | | | | | | | | | QTY | | |
|---|----------------------|----------------------------|--|-------|------|--------|------|------|-------|--------|----------------|-----|--------|-------|-------|-----|-----|---------|
| 64416-7 COVER (SEAT BACK) — Cont'd | | | FRONT SEAT | | | | | | | | | | | | | | | |
| | | | TRIM CODES ▶ | 3B | 3E | 3F | 3V | 3W | 4 | 4B | 4E | 4F | 4V | 4W | 5 | 5B | 5E | |
| F100/350 (Super Cab) | R | D5TZ 1064416 | AMA | AMA | AMA | | | AMA | | AMA | AMA | | | | | AMA | AMA | 1 |
| | L | D5TZ 1064417 | AMA | AMA | AMA | | | AMA | | AMA | AMA | | | | | AMA | AMA | 1 |
| | R | D4TZ 1064416 | | | | ★ | ★ | | | | | | APA | APA | ★ | | | 1 |
| | L | D4TZ 1064417 | | | | ★ | ★ | | | | | | APA | APA | ★ | | | 1 |
| | | | TRIM CODES ▶ | 5F | 6 | 6B | 6E | 6F | 6V | 6W | 23 | 25 | 26 | 27 | 28 | 33 | | |
| F100/350 (Super Cab) | R | D5TZ 1064416 | AMA | ★ | AMA | AMA | AMA | ★ | ★ | | | | | | | | | 1 |
| | L | D5TZ 1064417 | AMA | ★ | AMA | AMA | AMA | APG | APG | | | | | | | | | 1 |
| | R | D4TZ 1064416 | | | | | | | | | APB | ★ | ★ | APB | APB | ★ | | 1 |
| | L | D4TZ 1064417 | | | | | | | | | APB | ★ | ★ | APB | APB | ★ | | 1 |
| | | | TRIM CODES ▶ | 37 | 38 | 43 | 45 | 46 | 47 | 48 | 55 | 56 | 63 | 65 | 66 | 67 | 68 | |
| F100/350 (Super Cab) | R | D4TZ 1064416 | ★ | ★ | APA | ★ | ★ | APA | APA | ★ | ★ | ★ | ★ | ★ | ★ | ★ | ★ | 1 |
| | L | D4TZ 1064417 | ★ | ★ | APA | ★ | ★ | APA | APA | ★ | ★ | | | | | | | 1 |
| | L | D5TZ 1064417 | | | | | | | | | | APG | ★ | ★ | APG | APG | 1 | |
| | | | TRIM CODES ▶ | B | BB | C | CB | D | DB | E | EB | F | FB | S | T | U | | |
| F500 | | D5TZ 1064416 | ADB | | ★ | | ADA | | ★ | | ★ | | ★ | ★ | ★ | ★ | | 1 |
| | | D4TZ 1064416 | | AGA | | AGA | | AGA | | AGA | | AGA | | AGA | | | | 1 |
| | | | TRIM CODES ▶ | 2 | 2B | 2Z | 3Z | 4 | 4B | 4Z | 5 | 5B | 5Z | 6 | 6B | 6Z | | |
| F500 | | D5TZ 1064416 | ★ | | | ★ | ★ | | ADA | ★ | | ★ | ★ | | ★ | | 1 | |
| | | D4TZ 1064416 | | AGA | AGA | | | AGA | | | AGA | | | AGA | | | 1 | |
| | | | TRIM CODES ▶ | 23 | 33 | 43 | 53 | 63 | | | | | | | | | | |
| F500 | | D5TZ 1064416 | ADB | ★ | ADA | ★ | ★ | | | | | | | | | | | 1 |
| | | | TRIM CODES ▶ | B | B3 | C3 | D | D3 | E | E3 | F3 | K | L | M | N | O | O3 | |
| F250/350 (Crew Cab) | | D5TZ 1064416 | BBB | ADB | ★ | BBA | ADA | BBD | ★ | ★ | ★ | ★ | ★ | ★ | ★ | ★ | BDG | 1 |
| | | | TRIM CODES ▶ | 2 | 2B | 3B | 4 | 4B | 5 | 5B | 6 | 6B | 26 | 33 | 43 | 53 | 63 | |
| F250/350 (Crew Cab) | | D5TZ 1064416 | ★ | | | ★ | | ★ | | | | | ADB | ★ | ADA | ★ | ★ | 1 |
| | | D4TZ 1064416 | | AGA | AGA | | AGA | | AGA | AGA | AGA | | | | | | | 1 |
| | | | REAR SEAT | | | | | | | | | | | | | | | |
| F250/350 (Crew Cab) | Refer to group 66600 | | | | | | | | | | | | | | | | | |
| BODY TYPE | R/L | PART NUMBER LESS SUFFIX | COLORS and APPLICABLE PART NUMBER SUFFIXES | | | | | | | | | | | | | QTY | | |
| | | | AVO- CADO | BLACK | BLUE | GINGER | GRAY | GOLD | GREEN | ORANGE | PARCH- MENT | RED | SADDLE | WHITE | OTHER | | | T Y. |
| 644A22-3 REST (FRONT SEAT ARM) | | | | | | | | | | | | | | | | | | |
| | | | ▲ Tan | | | | | | | | | | | | | | | |
| E100/350 | R | D5UZ 11644A22 | | | | | A | | | | | B | | | | | ▲C | 1 |
| | L | D5UZ 11644A23 | | | | | A | | | | | B | | | | | ▲C | 1 |
| BODY TYPE | R/L | PART NUMBER | DESCRIPTION | | | | | | | | | | | | | QTY | | |
| 64600 FILLER (FRONT SEAT BACK REAR INNER) | | | | | | | | | | | | | | | | | | |
| F250/350 (Crew Cab) | | D3TZ 2564600-AA | | | | | | | | | | | | | | | | 1 |
| 64810 PAD (FRONT SEAT BACK) | | | | | | | | | | | | | | | | | | |
| E100/350 -- flip seat | | D3UZ 1164810-A | | | | | | | | | | | | | | | | 1 |

1973/79 TRUCK SERIES 100/500

| BODY TYPE | R/L | PART NUMBER LESS SUFFIX | TRIM CODES AND APPLICABLE PART NUMBER SUFFIXES | | | | | | | | | | | | | | QTY | | | |
|---|-----|----------------------------|--|-------------------------|-----|-----|----------|-------|------|--------|------|------|-------|--------|------------|-----|--------|-------|-------|----|
| 66600 COVER (REAR SEAT BACK) | | | Serviced only in assy.— group 668A04 | | | | | | | | | | | | | | | | | |
| F100/350 (Super Cab) — flip seat | | | TRIM CODES ▶ B3 C3 D3 E3 F3 K L M N O 03 | | | | | | | | | | | | | | | | | |
| F250/350 (Crew Cab) | | D5TZ 1064416 | ADB | ★ | ADA | ★ | ★ | ★ | ★ | ★ | ★ | ★ | ★ | ★ | | | | 1 | | |
| | | | TRIM CODES ▶ 2 2B 3B 4 4B 5 5B 6 6B | | | | | | | | | | | | | | | | | |
| F250/350 (Crew Cab) | | D4TZ 1064416 | ★ | AGA | AGA | ★ | AGA | ★ | AGA | ★ | AGA | | | | | | | 1 | | |
| | | | TRIM CODES ▶ 23 33 43 53 63 | | | | | | | | | | | | | | | | | |
| F250/350 (Crew Cab) | | D5TZ 1064416 | ADB | ★ | ADA | ★ | ★ | | | | | | | | | | | 1 | | |
| 666A52 COVER (REAR SEAT BACK NO. 4) | | | TRIM CODES ▶ B BA C CA D DA K KA L LA M MA S SA | | | | | | | | | | | | | | | | | |
| E100/350 (82) | | D4UZ 12666A52 | AEB | AEB | | | | | | | | | | | | | | 1 | | |
| | | D5UZ 12666A52 | | | AAU | AAU | ★ | ★ | ADB | ADB | ADU | ADU | ★ | ★ | ACB | ACB | | 1 | | |
| | | | TRIM CODES ▶ T TA U UA 1 2 3 4 | | | | | | | | | | | | | | | | | |
| E100/350 (82) | | D5UZ 12666A52 | ACU | ACU | ★ | ★ | | | AAU | ★ | | | | | | | | 1 | | |
| | | D4UZ 12666A52 | | | | | | AEA | AEB | | | | | | | | | 1 | | |
| 668A04 BACK ASSY. (REAR SEAT)— Incl. cover | | | TRIM CODES ▶ BE B5 B7 CE C5 C7 DE D5 D7 FE F5 F7 | | | | | | | | | | | | | | | | | |
| F100/350 (Super Cab) — flip seat | | D5TZ 13668A04 | A | B | B | A | ★ | ★ | A | A | A | A | ★ | ★ | | | | 2 | | |
| | | | TRIM CODES ▶ KE KN K5 K7 LE LN L5 L7 ME MN M5 M7 | | | | | | | | | | | | | | | | | |
| F100/350 (Super Cab) — flip seat | | D5TZ 13668A04 | A | B | B | B | A | ★ | ★ | ★ | A | A | A | A | | | | 2 | | |
| | | | TRIM CODES ▶ OE ON O5 O7 S U | | | | | | | | | | | | | | | | | |
| F100/350 (Super Cab) — flip seat | | D5TZ 13668A04 | A | ★ | ★ | ★ | ★ | ★ | | | | | | | | | | 2 | | |
| | | | TRIM CODES ▶ 2E 3E 4E 5E 6E 25 27 37 45 47 55 67 | | | | | | | | | | | | | | | | | |
| F100/350 (Super Cab) — flip seat | | D5TZ 13668A04 | A | A | A | A | A | B | B | ★ | A | A | ★ | ★ | | | | 2 | | |
| | | | COLORS and APPLICABLE PART NUMBER SUFFIXES | | | | | | | | | | | | | | Q | | | |
| BODY TYPE | | | R/L | PART NUMBER LESS SUFFIX | | | AVO-CADO | BLACK | BLUE | GINGER | GRAY | GOLD | GREEN | ORANGE | PARCH-MENT | RED | SADDLE | WHITE | OTHER | Y. |
| 67060 PLUG (REAR SEAT ARM) | | | Notes: ▲ Tan | | | | | | | | | | | | | | | | | |
| E100/250 (82) | | D3UZ 1267060 | | | B | C | | | | | | | | | | | | | | AR |
| | | D5UZ 1267060 | | | | | | | | | | A | | | | | | | ▲B | AR |
| 67112-3 REST (REAR SEAT ARM) | | | Notes: ▲ Tan, ⊕ Use with Auxiliary A/C or Heater | | | | | | | | | | | | | | | | | |
| E100/250 (82) | R | D3UZ 1267112 | | | C | B | | | | | | | | | | | | | | AR |
| | R | D5UZ 1267112 | | | | | | | | | | A | | | | | | | ▲B | AR |
| | ⊕L | D5UZ 1167113 | | | | B | | | | | | A | | | | | | | ▲D | AR |

INSTRUCTIONS

Determine correct Group Number by referring to an appropriate illustration in the Interior Trim Section of the Illustration Catalog, Form FP 8096-B or the Soft Trim Index of this catalog. Identify Model, Body Type and Trim Code by referring to 1976 Warranty Plate Codes.

| | | | | | |
|--|-------|---|--------|----------------|------|
| SEE OPERATORS MANUAL FOR EQUIP. REQ'D FOR MAX. GVW & LOAD CAPACITIES | | | | | |
| Y80EVG90001 | | WARRANTY VOID IF LOAD CAPACITY EXCEEDED | | MADE IN U.S.A. | |
| WARRANTY NO./ADEQUATE TIRES REQ'D FOR AXLE LOADINGS | | | | | |
| W.B. | COLOR | MODEL | SPQY | TRANS. | AXLE |
| 150 | JM | 1802 | L34 | 2M | GCS |
| 39000 | | 182 | 3800 | 72 | |
| MAX. G.V.W. LBS. | | CERT. NET H.P. | R.P.M. | D.S.O. | |

L3 — TRIM CODE

REFER TO THE CODES LISTED ON THE FOLLOWING PAGES AND USE THESE CODES TO DETERMINE SEAT COVER PART NUMBERS. ALSO REFER TO THE GENERAL INFORMATION SECTION OF THIS CATALOG FOR INTERPRETATION OF BODY TYPE CODES. P-8280

The 1976 Soft Trim Catalog consists of:

- (1) Trim Scheme Codes
- (2) Listing of Soft Trim Parts for all Econoline (E100/350) and Truck (F100/500).

TRIM SCHEME CODES

Consists of: (1) Listing of Trim Scheme Codes arranged in order of series and body types i.e. F100 (81A), etc.

- (2) Description of Trim Schemes.
- (3) Type of seat.

How to use: Identify Body Type and Trim Code and apply this information to listing of Trim Scheme Codes. (For material identification refer to Salesman's Color and Trim Section Guide).

For example, to determine Trim Scheme for Trim Code AA on F100/500, refer to Page 4. As shown on Page 4, Trim Code AA indicates: (1) Series and Body Type - F100/500. (2) Trim Scheme description (Black all vinyl).

| CODE | SERIES and BODY TYPE | TRIM SCHEME DESCRIPTION |
|------|----------------------|-------------------------|
| | | F SERIES |
| AA | F100(81A) | Black all vinyl |
| | | Blue all vinyl |

P-12814-A

SOFT TRIM PARTS for ALL ECONOLINE (E100/350) and TRUCK (F100/500).

Consists of: (1) Parts cataloged by color (e.g. groups 04104, 04282, etc.).

(2) Parts cataloged by trim code (e.g. groups 62990, 64416, etc.).

(3) Miscellaneous parts (e.g. groups 60032, 60050, etc.).

PARTS CATALOGED BY COLOR:

- (1) Identify Body Type and Color of desired part.
- (2) Determine Group Number of part.

(3) Locate appropriate Color listed at top of page.

(4) Match Color with Body Type to select desired part number.

For example, should a Blue Sun Visor (group number 04104) be desired for an F100 body type 81A:

(1) Refer to group 04104.

(3) Read down to find F100/350.

(2) Read list of Colors above title to find Blue.

(4) Part number shown is D3TZ 1004104 and suffix in "Blue" column is E.

| BODY TYPE | LESS SUFFIX | AVO CADO | BLACK | BLUE | GREEN | RED | SADDLE | WHITE | OTHER |
|------------------------------------|-------------|----------|-------|------|-------|-----|--------|-------|-------|
| 04104 VISOR (LESS ARM and BRACKET) | | | | | | | | | |
| E100/300 | D3UZ | 1104104 | | A | C | B | | | 2 |
| F100/350(81) | D3TZ | 1004104 | G | H | E | F | | A | |
| | | | H | E | F | | | | |

P-12814-B

PARTS CATALOGED BY TRIM CODE:

- (1) Identify Series, Body and Trim Code.
- (2) Determine Group Number of part.

(3) Locate appropriate Trim Code (listing of Trim Codes precedes each body type).

(4) Match Series and Body Type with Trim Code to select part number.

For example, should a R.H. Front Door Trim Panel (group 23942) be required for a F100, Trim Code AD:

(1) Refer to group 23942-3.

(3) Read trim codes (listed numerically) to find Trim Code AD.

(2) Read down to locate F100/500

(4) Part number shown is D4TZ 1023942 and suffix listed is A.

| 23942-3 | | PANEL (FRONT DOOR TRIM) | | TRIM CODES | | AG | AU | BA | BB | BD |
|----------|---|-------------------------|---------|------------|---|----|----|----|----|----|
| F100/500 | R | D4TZ | 1023942 | A | D | | | M | K | 1 |
| | L | D4TZ | 1023942 | A | D | | | M | K | 1 |
| | R | D5TZ | 1023942 | | | A | F | | | 1 |
| | | | | | | A | F | | | |

P-12814-C

**1973/79
TRUCK SERIES 100/500**

| 1976 TRIM SCHEME CODES - Cont'd AS LISTED ON WARRANTY PLATE | | | | |
|--|----------------------------|-------------------------|----------------|------|
| CODE | SERIES and BODY TYPE | TRIM SCHEME DESCRIPTION | ● TYPE OF SEAT | |
| | | | FRONT | REAR |

FOR MATERIAL IDENTIFICATION

REFER to SALESMAN'S

COLOR and TRIM SELECTIONS GUIDE

● B - Bucket seat, CA - Captain's chair, F - Folding seat

△ 5, 8 and 12 Passenger wagons are identified by the basic series code i.e. the first three (3) characters of the Serial Number: Example: E02HHW00003 - (E02 - 8 Pass. E100)

5 Pass.
(1st and 2nd seats)

8 Pass.
(1st, 2nd and 3rd seats)

12 Pass.
(1st, 2nd, 3rd and
4th seats)
E23

E01
E11
E21

E02
E12
E22

ECONOLINE

| | | | | |
|----|----------------------|-----------------------------|------|----|
| AA | 82A | Black all vinyl | B | △ |
| AA | 89A,C,E, Cutaway Cab | Black all vinyl | BorF | No |
| AB | 82A | Blue all vinyl | B | △ |
| AB | 89A,C,E, Cutaway Cab | Blue all vinyl | BorF | No |
| AG | 82A | Green all vinyl | B | △ |
| AG | 89A,C,E, Cutaway Cab | Green all vinyl | BorF | No |
| AU | 82A | Tan all vinyl | B | △ |
| AU | 89A,C,E, Cutaway Cab | Tan all vinyl | BorF | No |
| BB | 82B | Blue all vinyl | B | △ |
| BB | 89B,D,F, Cutaway Cab | Blue all vinyl | BorF | No |
| BG | 82B | Green all vinyl | B | △ |
| BG | 89B,D,F, Cutaway Cab | Green all vinyl | BorF | No |
| BU | 82B | Tan all vinyl | B | △ |
| BU | 89B,D,F, Cutaway Cab | Tan all vinyl | BorF | No |
| CB | 82C | Blue vinyl and blue cloth | B | △ |
| CB | 89B,D,F, Cutaway Cab | Blue vinyl and blue cloth | BorF | No |
| CG | 82C | Green vinyl and green cloth | B | △ |
| CG | 89B,D,F, Cutaway Cab | Green vinyl and green cloth | BorF | No |
| CU | 82C | Tan vinyl and tan cloth | B | △ |
| CU | 89B,D,F, Cutaway Cab | Tan vinyl and tan cloth | BorF | No |
| DB | 82C | Blue all vinyl | B | △ |
| DB | 89B,D,F, Cutaway Cab | Blue all vinyl | BorF | No |
| DG | 82C | Green all vinyl | B | △ |
| DG | 89B,D,F, Cutaway Cab | Green all vinyl | BorF | No |
| DU | 82C | Tan all vinyl | B | △ |
| DU | 89B,D,F, Cutaway Cab | Tan all vinyl | BorF | No |
| GB | 82C | Blue all vinyl | CA | △ |
| GB | 89B,D,F, Cutaway Cab | Blue all vinyl | CA | No |
| GG | 82C | Green all vinyl | CA | △ |
| GG | 89B,D,F, Cutaway Cab | Green all vinyl | CA | No |
| GU | 82C | Tan all vinyl | CA | △ |
| GU | 89B,D,F, Cutaway Cab | Tan all vinyl | CA | No |
| HB | 82C | Blue vinyl and blue cloth | CA | △ |
| HB | 89B,D,F, Cutaway Cab | Blue vinyl and blue cloth | CA | No |
| HG | 82C | Green vinyl and green cloth | CA | △ |
| HG | 89B,D,F, Cutaway Cab | Green vinyl and green cloth | CA | No |
| HU | 82C | Tan vinyl and tan cloth | CA | △ |
| HU | 89B,D,F, Cutaway Cab | Tan vinyl and tan cloth | CA | No |
| JB | 82C | Blue all vinyl | CA | △ |
| JB | 89B,D,F, Cutaway Cab | Blue all vinyl | CA | No |
| JG | 82C | Green all vinyl | CA | △ |
| JG | 89B,D,F, Cutaway Cab | Green all vinyl | CA | No |

1973/79
TRUCK SERIES 100/500

| CODE | SERIES and BODY TYPE | TRIM SCHEME DESCRIPTION |
|--|---------------------------------------|--|
| F SERIES | | |
| <p>Note-1: For replacement of door trim panels (23942-3) refer to this code in the 1976 Soft Trim Section. For replacement of cushion covers (62900 and 63804) and back covers (64416-7 and 66600) contact your service representative who will process in accordance with General I.C.C. Bulletin No. 7526.</p> | | |
| AA | F100/500(81A) | Black all vinyl |
| AB | F100/350(81A) | Blue all vinyl |
| AD | F100/350(81A) | Red all vinyl |
| AF | F100/350(81A) Regular Cab | (Code AU - See Note 1) |
| AF | F100/350(81A) Super Cab | (Code AU - See Note 1) |
| AG | F100/350(81A) | Green all vinyl |
| AU | F100/350(81A) | Tan all vinyl |
| BA | F100/350(81A,E) Regular and Super Cab | Black all vinyl |
| BB | F100/350(81A,E) Regular and Super Cab | Blue all vinyl |
| BD | F100/350(81A,E) Regular and Super Cab | Red all vinyl |
| BF | F100/350(81A,E) Regular Cab | (Code BU - See Note 1) |
| BF | F100/350(81E) Super Cab | (Code BU - See Note 1) |
| BG | F100/350(81A,E) Regular and Super Cab | Green all vinyl |
| BR | F100/350(81A,E) Regular and Super Cab | Jade all vinyl |
| BU | F100/350(81A,E) Regular and Super Cab | Tan all vinyl |
| CA | F100/350(Ranger XLT) | Black vinyl and black cloth |
| CB | F100/350(Ranger XLT) | Blue vinyl and blue cloth |
| CD | F100/350(Ranger XLT) | Red vinyl and red cloth |
| CF | F100/350 (Ranger XLT) Regular Cab | (Code CU - See Note 1) |
| CF | F100/350(Ranger XLT) Super Cab | (Code CU - See Note 1) |
| CG | F100/350(Ranger XLT) | Green vinyl and green cloth |
| CU | F100/350(Ranger XLT) | Tan vinyl and tan cloth |
| DA | F100/500(81A) Regular and Super Cab | Black all vinyl |
| DB | F100/500(81A) Regular and Super Cab | Blue all vinyl |
| DD | F100/500(81A) Regular and Super Cab | Red all vinyl |
| DF | F100/500(81A) Regular and Super Cab | (Code DU - See Note 1) |
| DG | F100/500(81A) Regular and Super Cab | Green all vinyl |
| DU | F100/500(81A) Regular and Super Cab | Tan all vinyl |
| EA | F100/500(81B,E) Regular and Super Cab | Black all vinyl |
| EB | F100/500(81B,E) Regular and Super Cab | Blue all vinyl |
| ED | F100/500(81B,E) Regular and Super Cab | Red all vinyl |
| EF | F100/350(81E) Regular and Super Cab | (Code EU - See Note 1) |
| EG | F100/500(81B,E) Regular and Super Cab | Green all vinyl |
| EU | F100/500(81B,E) Regular and Super Cab | Tan all vinyl |
| FA | F100/350(Ranger XLT) | Black all vinyl |
| FB | F100/350(Ranger XLT) | Blue all vinyl |
| FD | F100/350(Ranger XLT) | Red all vinyl |
| FF | F100/350 (Ranger XLT) | (Code FU-see Note 1) |
| FG | F100/350(Ranger XLT) | Green all vinyl |
| FU | F100/350(Ranger XLT) | Tan all vinyl |
| GA | F100/500(81A) | Black all vinyl (heavy duty) with black appointments |
| GN | F100/350(81A) | Black all vinyl (heavy duty) with red appointments |
| GQ | F100/350(81A) | Black all vinyl (heavy duty) with blue appointments |
| G4 | F100/350(81A) | Black all vinyl (heavy duty) with tan appointments |
| G5 | F100/350(81A) | Black all vinyl (heavy duty) with green appointments |
| HA | F100/500(81B,E) Regular and Super Cab | Black all vinyl (heavy duty) with black appointments |
| HN | F100/500(81B,E) Regular and Super Cab | Black all vinyl (heavy duty) with red appointments |
| HQ | F100/500(81B,E) Regular and Super Cab | Black all vinyl (heavy duty) with blue appointments |
| H4 | F100/500(81B,E) Regular and Super Cab | Black all vinyl (heavy duty) with tan appointments |
| H5 | F100/500(81B,E) Regular and Super Cab | Black all vinyl (heavy duty) with green appointments |
| JA | F100/350(Ranger XLT) | Black all vinyl (heavy duty) with black appointments |
| JN | F100/350(Ranger XLT) | Black all vinyl (heavy duty) with red appointments |
| JQ | F100/350(Ranger XLT) | Black all vinyl (heavy duty) with blue appointments |

1973/79
TRUCK SERIES 100/500

| CODE | SERIES and BODY TYPE | TRIM SCHEME DESCRIPTION |
|---|-------------------------------------|--|
| F SERIES — Cont'd | | |
| Note-1: For replacement of door trim panels (23942-3) refer to this code in the 1976 Soft Trim Section. For replacement of cushion covers (62900 and 63804) and back covers (64416-7 and 66600) contact your service representative who will process in accordance with General I.C.C. Bulletin No. 7526. | | |
| J4 | F100/350(Ranger XLT) | Black all vinyl (heavy duty) with tan appointments |
| J5 | F100/350(Ranger XLT) | Black all vinyl (heavy duty) with green appointments |
| KU | F100/350(Ranger XLT) Regular Cab | Tan vinyl and tan cloth |
| LA | F100/350(Ranger XLT) | Black all vinyl |
| LB | F100/350(Ranger XLT) | Blue all vinyl |
| LD | F100/350(Ranger XLT) | Red all vinyl |
| LG | F100/350(Ranger XLT) | Green all vinyl |
| LU | F100/350(Ranger XLT) | Tan all vinyl |
| MB | F100/350(81A) Regular and Super Cab | Blue vinyl and blue cloth |
| MR | F100/350(81A) Regular and Super Cab | Jade vinyl and jade cloth |
| MU | F100/350(81A) Regular and Super Cab | Tan vinyl and tan cloth |
| NA | F100/350(81A) Regular and Super Cab | Black vinyl and black cloth |
| NA | F100/350(81A) Super Cab | (Code AA—see Note 1) |
| NC | F100/350(81A) Regular and Super Cab | Orange vinyl and orange cloth |
| NC | F100/350(81A) Super Cab | (Code AA—see Note 1) |
| NF | F100/350(81A) Regular and Super Cab | Ginger vinyl and ginger cloth |
| NF | F100/350(81A) Super Cab | (Code AU—see Note 1) |
| NG | F100/350(81A) Regular and Super Cab | Green vinyl and green cloth |
| NG | F100/350(81A) Super Cab | (Code AG—see Note 1) |
| PA | F100/350(81E) Regular Cab | (code BA—see Note 1) |
| PA | F100/350(81E) Super Cab | (Code BA—see Note 1) |
| PC | F100/350(81E) Regular Cab | (Code BA—see Note 1) |
| PC | F100/350(81E) Super Cab | (Code BA—see Note 1) |
| PF | F100/350(81E) Regular Cab | (Code BU—see Note 1) |
| PF | F100/350(81E) Super Cab | (Code BU—see Note 1) |
| PG | F100/350(81E) Regular Cab | (Code BG—see Note 1) |
| PG | F100/350(81E) Super Cab | (Code BG—see Note 1) |
| QA | F100/350(Ranger XLT) Regular Cab | (Code CA—see Note 1) |
| QA | F100/350(Ranger XLT) Super Cab | (Code CA—see Note 1) |
| QC | F100/350(Ranger XLT) Regular Cab | (Code CA—see Note 1) |
| QC | F100/350(Ranger LXT) Super Cab | (Code CA—see Note 1) |
| QF | F100/350(Ranger XLT) Regular Cab | (Code CU—see Note 1) |
| QF | F100/350(Ranger LXT) Super Cab | (Code CU—see Note 1) |
| QG | F100/350(Ranger XLT) Regular Cab | (Code CG—see Note 1) |
| QG | F100/350(Ranger XLT) Super Cab | (Code CG—see Note 1) |
| RB | F100/350(81A) Regular and Super Cab | Blue vinyl and blue cloth |
| YA | F100/350(81A) Regular Cab | (Code BA—see Note 1) |
| YF | F100/350(81A) Regular Cab | (Code BU—see Note 1) |
| ZB | F100/350(81A) Regular and Super Cab | Blue all vinyl |
| ZR | F100/350(81A) Regular and Super Cab | Jade all vinyl |
| ZU | F100/350(81A) Regular and Super Cab | Tan all vinyl |

THE SOFT TRIM SECTION INCLUDES ONLY THOSE ITEMS WHICH WERE
AVAILABLE FOR SERVICE AT THE TIME OF PRINTING. ITEMS NOT
SHOWN OR INDICATED WITH A BLACK STAR (★) IN THE CATALOG
MUST BE IMPROVISED OR PROCURED LOCALLY.

**1973/79
TRUCK SERIES 100/500**

1976 SOFT TRIM TEXT SECTION 1

| BODY TYPE | R/L | PART NUMBER LESS SUFFIX | COLORS and APPLICABLE PART NUMBER SUFFIXES | | | | | | | | | | | | | Q T Y. | | |
|--|-----|---|--|-------|------|--------|------|------|-------|--------|----------------|-----|--------|-------|-------|--------------|-----|---|
| | | | AVO- CADO | BLACK | BLUE | GINGER | GRAY | GOLD | GREEN | ORANGE | PARCH- MENT | RED | SADDLE | WHITE | OTHER | | | |
| 02344-5 | | PANEL (COWL TRIM) | | | | | | | | | | | | | | | | |
| Notes: | | ▲ Tan | | | | | | | | | | | | | | | | |
| E100/350 | R | D5UZ 1202344 | | | | D | B | | | | | | | | | | ▲A | 1 |
| | L | D5UZ 1202345 | | | | D | ★ | | | | | | | | | | ▲A | 1 |
| 04104 | | VISOR (LESS ARM and BRACKET) | | | | | | | | | | | | | | | | |
| Notes: | | ▲ Tan, \$ Jade | | | | | | | | | | | | | | | | |
| E100/350 | R/L | D5UZ 1104104 | | | | | A | | | | D | | | | | B | ▲C | 2 |
| F100/350 | R/L | D3TZ 1004104 | | | | H | E | | | | | | | | | A | | 2 |
| | R/L | D5TZ 1004104 | | | | | | | | | A | | | | | | | 2 |
| | R/L | D6TZ 1004104 | | | | | | | | | | | | | C | | ▲B | 2 |
| | R/L | D6TZ 1004104 | | | | | | | | | | | | | | | \$D | 2 |
| F100/350 -- includes bright pin | R/L | D6TZ 1004104 | | | | | | | | | | | | | | | ▲A | 2 |
| F500 | R/L | D3TZ 1004104 | | | | H | E | | | | | | | | | ★ | | 2 |
| | R/L | D5TZ 1004104 | | | | | | | | | A | | | | | | | 2 |
| | R/L | D6TZ 1004104 | | | | | | | | | | | | | C | | ▲A | 2 |
| 04282 | | PAD (INSTRUMENT PANEL) - STUD TYPE | | | | | | | | | | | | | | | | |
| Notes: | | ▲ Tan, \$ Jade | | | | | | | | | | | | | | | | |
| E100/350 -- without A/C | | D5UZ 2204282 | | | | B | A | | | | D | | | | | | ▲C | 1 |
| -- with A/C | | D5UZ 2204282 | | | | F | E | | | | H | | | | | | ▲G | 1 |
| F100/350 | | D3TZ 1004282 | | | | C | A | | | | | | | | | | | 1 |
| | | D5TZ 1004282 | | | | | | | | | A | | | | | | | 1 |
| | | D6TZ 1004282 | | | | | | | | | | | | A | | | ▲B | 1 |
| F100/350 | | D6TZ 1004282 | | | | | | | | | | | | | | | \$C | 1 |
| F500 | | D3TZ 5004282 | | | | C | A | | | | | | | | | | | 1 |
| | | D5TZ 1004282 | | | | | | | | | A | | | | | | | 1 |
| | | D6TZ 5004282 | | | | | | | | | | | | A | | | ▲B | 1 |
| F500 | | D3TZ 5004282 | | | | C | A | | | | | | | | | | | 1 |
| | | D5TZ 5004282 | | | | | | | | | A | | | | | | | 1 |
| 04282 | | PAD KIT (INSTRUMENT PANEL) - PRESSURE SENSITIVE | | | | | | | | | | | | | | | | |
| Notes: | | ▲ Tan | | | | | | | | | | | | | | | | |
| E100/350 -- without A/C | | D8UZ 1104282 | | | | A | B | | | | E | | | | | | ▲D | 1 |
| -- with A/C | | D8UZ 1104282 | | | | F | G | | | | H | | | | | | ▲K | 1 |
| 10550 | | CARPET (ENGINE COVER) | | | | | | | | | | | | | | | | |
| Notes: | | ▲ Tan | | | | | | | | | | | | | | | | |
| E100/350 | | D5UZ 2210550 | | | | | A | | | | C | | | | | | ▲B | 1 |
| 13000-1 | | CARPET (FRONT FLOOR) | | | | | | | | | | | | | | | | |
| Notes: | | ▲ Tan | | | | | | | | | | | | | | | | |
| E100/350 | R | D5UZ 1213000 | | | | | A | | | | C | | | | | | ▲B | 1 |
| | L | D6UZ 1213001 | | | | | A | | | | C | | | | | | ▲B | 1 |
| F100/350(exc. Super Cab) -- 2/W/D--with A/T or 3/M/T --loop pile | | D6TZ 1013000 | | | | | | | | | N | | | | | | | 1 |
| | | D7TZ 1013000 | | | | M | S | | | | | | | P | | | ▲R | 1 |
| --shag | | D6TZ 1013000 | | | | | | | | | AC | | | | | | | 1 |
| | | D7TZ 1013000 | | | | V | W | | | | | | | T | | | ▲U | 1 |
| F100/350(exc. Super Cab) -- 4/W/D or 4/M/T --loop pile | | D6TZ 1013000 | | | | S | T | | | | U | | | V | | | ▲W | 1 |
| --shag | | D6TZ 1013000 | | | | AF | AG | | | | AH | | | AJ | | | ▲AK | 1 |

1973/79
TRUCK SERIES 100/500

| BODY TYPE | R/L | PART NUMBER LESS SUFFIX | COLORS and APPLICABLE PART NUMBER SUFFIXES | | | | | | | | | | | Q T Y. | | | |
|---|-----|---|--|-------|------|--------|------|------|-------|--------|----------------|-----|--------|--------------|-------|-------|---|
| | | | AVO- CADO | BLACK | BLUE | GINGER | GRAY | GOLD | GREEN | ORANGE | PARCH- MENT | RED | SADDLE | | WHITE | OTHER | |
| 13000-1 | | CARPET (FRONT FLOOR) — Cont'd | | | | | | | | | | | | | | | |
| Notes: | | ▲ Tan | | | | | | | | | | | | | | | |
| F100/350(Super Cab) -- A/T or 3/M/T loop pile -shag | | D6TZ 1313000 | | L | M | | | | | N | | | R | | | ▲S | 1 |
| | | D6TZ 1313000 | | AA | AB | | | | | AC | | | AD | | | ▲AE | 1 |
| F100/350(Super Cab) -- 4/M/T loop pile -shag | | D6TZ 1313000 | | T | U | | | | | V | | | W | | | ▲Y | 1 |
| | | D6TZ 1313000 | | AF | AG | | | | | AH | | | AJ | | | ▲AK | 1 |
| F250/350 (Crew Cab) | | D6TZ 2513000 | | A | B | | | | | C | | | D | | | ▲E | 1 |
| 13010-1 | | MAT (FRONT FLOOR) | | | | | | | | | | | | | | | |
| Notes: | | ▲ Tan, \$ Jade | | | | | | | | | | | | | | | |
| E100/350 -- w/pass. seat | R | D5UZ 1113010 | | A | B | | | | | ★ | | | | | | ▲C | 1 |
| E100/350 -- w/o pass. seat | R | D6UZ 1113010 | | H | | | | | | | | | | | | | 1 |
| E100/350 | L | D6UZ 1113011 | | A | B | | | | | C | | | | | | ▲D | 1 |
| F100/350(exc. Super Cab) -- 2/W/D-with A/T or 3/M/T | | D6TZ 1013010 | | T | R | | | | | S | | | J | | | ▲K | 1 |
| | | D6TZ 1013010 | | | | | | | | | | | | | | \$NB | 1 |
| F100/350(exc. Super Cab) -- 4/W/D | | D6TZ 1013010 | | A | B | | | | | C | | | D | | | ▲E | 1 |
| | | D6TZ 1013010 | | | | | | | | | | | | | | \$RB | 1 |
| F100/350 (exc. Super Cab) -- 2/W/D with 4/M/T | | D6TZ 1013010 | | A | B | | | | | C | | | D | | | ▲E | 1 |
| | | D6TZ 1013010 | | | | | | | | | | | | | | \$RB | 1 |
| F100/350(Super Cab) -- A/T or 3/M/T | | D6TZ 1313010 | | F | G | | | | | H | | | J | | | ▲K | 1 |
| | | D6TZ 1313010 | | | | | | | | | | | | | | \$LB | 1 |
| F100/350(Super Cab) -- 4/M/T | | D6TZ 1313010 | | A | B | | | | | C | | | ★ | | | ▲E | 1 |
| | | D6TZ 1313010 | | | | | | | | | | | | | | \$MB | 1 |
| F500 | | D4TZ 5013010 | | A | | | | | | | | | | | | | 1 |
| 13016 | | MAT (FRONT FLOOR REAR) | | | | | | | | | | | | | | | |
| Notes: | | ▲ Tan, △ Charcoal black, \$ Jade | | | | | | | | | | | | | | | |
| F100/350(Super Cab) | | D6TZ 1313016 | | △A | B | | | | | C | | | | | | ▲D | 1 |
| | | D6TZ 1313016 | | E | | | | | | | | | | | | | 1 |
| | | D6TZ 1313016 | | | | | | | | | | | | | | \$F | 1 |
| | | D6TZ 1313016 | | | | | | | | | | | G | | | | 1 |
| 13042-3 | | MAT or CARPET (AUXILIARY FLOOR WHEEL HOUSE COVER) | | | | | | | | | | | | | | | |
| Notes: | | ▲ Tan | | | | | | | | | | | | | | | |
| E100/350 -- mat | R | D5UZ 2213042 | | A | B | | | | | D | | | | | | ▲C | 1 |
| | L | D5UZ 2213043 | | A | B | | | | | D | | | | | | ▲C | 1 |
| -- carpet | R | D5UZ 2213042 | | | E | | | | | G | | | | | | ▲F | 1 |
| | L | D5UZ 2213043 | | | E | | | | | G | | | | | | ▲F | 1 |
| 13046 | | CARPET (REAR FLOOR) | | | | | | | | | | | | | | | |
| Notes: | | ▲ Tan | | | | | | | | | | | | | | | |
| E100/350 (exc. Cutaway Cab) | | D6UZ 2213046 | | A | | | | | | C | | | | | | ▲B | 1 |

**1973/79
TRUCK SERIES 100/500**

| BODY TYPE | R/L | PART NUMBER LESS SUFFIX | COLORS and APPLICABLE PART NUMBER SUFFIXES | | | | | | | | | | | | | QTY | | |
|--|------------|--|---|-------|------|--------|------|------|-------|--------|------------|-----|--------|-------|-------|------------|-----|---|
| | | | AVO-CADO | BLACK | BLUE | GINGER | GRAY | GOLD | GREEN | ORANGE | PARCH-MENT | RED | SADDLE | WHITE | OTHER | | | |
| 13046 | | CARPET (REAR FLOOR) — Cont'd | | | | | | | | | | | | | | | | |
| Notes: ▲ Tan | | | | | | | | | | | | | | | | | | |
| E250/350 (Cutaway Cab) -- w/insulation | | D5UZ 3313046 | | | | | D | | | | | F | | | | ▲E | 1 | |
| F250/350 (Crew Cab) | | D6TZ 2513046 | | A | B | | | | | | | C | | | D | | ▲E | |
| 13054 | | MAT (REAR FLOOR FRONT) | | | | | | | | | | | | | | | | |
| Notes: ▲ Tan | | | | | | | | | | | | | | | | | | |
| E100/350 | | D6UZ 2213054 | | | A | B | | | | | | D | | | | | ▲C | 1 |
| E250/350 (Cutaway Cab) | | D5UZ 3313054 | | | | B | | | | | | A | | | | | ▲C | 1 |
| F250/350 (Crew Cab) -- without integral A/C | | D6HZ 2513054 | | A | | | | | | | | | | | | | | 1 |
| -- with integral A/C | | D3TZ 2513054 | | B | | | | | | | | | | | | | | 1 |
| 13074-5 | | MAT (REAR FLOOR SIDE STEP) | | | | | | | | | | | | | | | | |
| F250/350 (Crew Cab) | R | D4TZ 2513074 | | A | | | | | | | | | | | | | | 1 |
| | L | D4TZ 2513075 | | A | | | | | | | | | | | | | | 1 |
| 13086 | | MAT (FRONT FLOOR) — FULL WIDTH RUBBER | | | | | | | | | | | | | | | | |
| Notes: △ Brown | | | | | | | | | | | | | | | | | | |
| F100/500 | | D9TZ 8113086 | | A | B | | | | | | | | | | C | | ▲D | 1 |
| TWIN (Incl. carpet insert) | | | | | | | | | | | | | | | | | | |
| F100/350 | | D3AZ 6513086 | | A | | | | | | | | | | | B | | | 1 |
| | | D4AZ 6513086 | | | C | | | | | | | | | | | | △A | 1 |
| | | D5AZ 6013086 | | | | | | | | B | A | | | | | | | 1 |
| 13174 | | FILLER (REAR FLOOR MAT FRONT) | | | | | | | | | | | | | | | | |
| E100/250 (82) | | D5UZ 1613174 | | A | | | | | | | | | | | | | | 3 |
| 13182 | | MAT (REAR FLOOR REAR) | | | | | | | | | | | | | | | | |
| Notes: ▲ Tan | | | | | | | | | | | | | | | | | | |
| E100/350 | | D5UZ 2213182 | | A | B | | | | | | | D | | | | | ▲C | 1 |
| 20104-5 | | COMPARTMENT (DOOR TRIM PANEL MAP) | | | | | | | | | | | | | | | | |
| Notes: ▲ Tan — use w/trim code KU, △Tan—not used on trim code KU, \$ Jade | | | | | | | | | | | | | | | | | | |
| F100/350 | R | D6TZ 1020104 | | ★ | C | | | | | | | D | | | ★ | | △F | 1 |
| | L | D6TZ 1020105 | | ★ | C | | | | | | | D | | | ★ | | △F | 1 |
| | R | D6TZ 1020104 | | | | | | | | | | | | | | | \$G | 1 |
| | L | D6TZ 1020105 | | | | | | | | | | | | | | | \$G | 1 |
| F100/350 — — bunched design | R | D6TZ 1020104 | | | | | | | | | | | | | | | ▲A | 1 |
| | L | D6TZ 1020105 | | | | | | | | | | | | | | | ▲A | 1 |
| | | 385188-S (H-8-ND)-clip | | | | | | | | | | | | | | | | 6 |
| BODY TYPE | R/L | PART NUMBER LESS SUFFIX | TRIM CODES AND APPLICABLE PART NUMBER SUFFIXES | | | | | | | | | | | | | QTY | | |
| 23942-3 | | PANEL (FRONT DOOR TRIM) | | | | | | | | | | | | | | | | |
| Notes: \$ Not required | | | | | | | | | | | | | | | | | | |
| | | | TRIM CODES ▶ | AA | AB | AG | AU | BB | BG | BU | CB | CG | CU | DB | DG | DU | | |
| E100/350 | R | D5UZ 2223942 | \$ | \$ | \$ | \$ | ABB | ★ | ABU | BCB | ★ | BCU | BCB | ★ | BCU | | | 1 |
| | L | D5UZ 2223943 | \$ | \$ | \$ | \$ | ABB | ★ | ABU | BCB | ★ | BCU | BCB | ★ | BCU | | | 1 |
| | | | TRIM CODES ▶ | GB | GG | GU | HB | HG | HU | JB | JG | JU | | | | | | |
| E100/350 | R | D5UZ 2223942 | BCB | ★ | BCU | BCB | ★ | BCU | ABB | ★ | ABU | | | | | | | 1 |
| | L | D5UZ 2223943 | BCB | ★ | BCU | BCB | ★ | BCU | ABB | ★ | ABU | | | | | | | 1 |
| | | | TRIM CODES ▶ | GA | GN | GQ | G4 | G5 | HA | HN | HQ | H4 | H5 | | | | | |
| F100/500 | R | D8TZ 1023942 | F9A | F9A | F9A | F9A | F9A | | | | | | | | | | | 1 |
| | L | D8TZ 1023943 | F9A | F9A | F9A | F9A | F9A | | | | | | | | | | | 1 |
| | R | D6TZ 1023942 | | | | | | | H | H | H | H | H | | | | | 1 |
| | L | D6TZ 1023943 | | | | | | | H | H | H | H | H | | | | | 1 |

**1973/79
TRUCK SERIES 100/500**

| BODY TYPE | R/L | PART NUMBER LESS SUFFIX | COLORS and APPLICABLE PART NUMBER SUFFIXES | | | | | | | | | | | | Q T Y. | | | |
|---|-----|----------------------------|--|-------|------|--------|------|------|-------|--------|----------------|-----|--------|-------|--------------|-------|-----|---|
| | | | AVO- CADO | BLACK | BLUE | GINGER | GRAY | GOLD | GREEN | ORANGE | PARCH- MENT | RED | SADDLE | WHITE | | OTHER | | |
| 24140-1 REST (FRONT DOOR ARM) — Cont'd | | | | | | | | | | | | | | | | | | |
| Notes: ▲ Tan, \$ Jade | | | | | | | | | | | | | | | | | | |
| F100/350 | R | D3TZ 1024140 | | | | E | J | | | | | | | | | | | 1 |
| | L | D3TZ 1024141 | | | | E | J | | | | | | | | | | | 1 |
| | R | D5TZ 1024140 | | | | | | | | | | A | | | | | | 1 |
| | L | D5TZ 1024141 | | | | | | | | | A | | | | | | | 1 |
| | R | D4TZ 1024140 | | | | | | | | | | | | | | | ▲A | 1 |
| | L | D4TZ 1024141 | | | | | | | | | | | | | | | ▲A | 1 |
| | R | D6TZ 1024140 | | | | | | | | | | | | | B | | \$A | 1 |
| | L | D6TZ 1024141 | | | | | | | | | | | | | B | | \$A | 1 |
| 24346-7 PANEL (CENTER BODY PILLAR INSIDE FINISH) | | | | | | | | | | | | | | | | | | |
| Notes: \$ Paint to match | | | | | | | | | | | | | | | | | | |
| F250/350 (Crew Cab) | R | D6TZ 2524346 | | | | | | | | | | | | | | | \$A | 1 |
| | L | D6TZ 2524347 | | | | | | | | | | | | | | | \$A | 1 |
| BODY TYPE | R/L | PART NUMBER LESS SUFFIX | TRIM CODES AND APPLICABLE PART NUMBER SUFFIXES | | | | | | | | | | | | QTY | | | |
| 27406-7 PANEL (REAR DOOR TRIM) | | | | | | | | | | | | | | | | | | |
| TRIM CODES ▶ | | | AA | AB | AD | AG | AU | CA | CB | CD | CG | CU | | | | | | |
| F250/350(Crew Cab) | R | D5TZ 2527406 | B9A | B5B | B5D | ★ | B2U | A9A | A5B | A5D | A6A | A2U | | | | | | 1 |
| | L | D5TZ 2527407 | B9A | B5B | B5D | B6A | B2U | ★ | A5B | A5D | A6A | A2U | | | | | | 1 |
| TRIM CODES ▶ | | | FA | FB | FD | FG | FU | GA | GN | GQ | G4 | G5 | | | | | | |
| F250/350(Crew Cab) | R | D5TZ 2527406 | A9A | A5B | A5D | A6A | A2U | B9A | B9A | B9A | B9A | B9A | | | | | | |
| | L | D5TZ 2527407 | ★ | A5B | A5D | A6A | A2U | B9A | B9A | B9A | B9A | B9A | | | | | | 1 |
| TRIM CODES ▶ | | | JA | JN | JQ | J4 | J5 | LA | LB | LD | LG | LU | | | | | | |
| F250/350(Crew Cab) | R | D5TZ 2527406 | A9A | A9A | A9A | A9A | A9A | A9A | A9A | A5B | A5D | A6A | A2U | | | | | 1 |
| | L | D5TZ 2527407 | ★ | ★ | ★ | ★ | ★ | ★ | ★ | A5B | A5D | A6A | A2U | | | | | 1 |
| 27411 PANEL (BODY SIDE DOOR TRIM) — \$ Not required. | | | | | | | | | | | | | | | | | | |
| TRIM CODES ▶ | | | AA | AB | AG | AU | BB | BG | BU | CB | CG | CU | DB | DG | DU | | | |
| E100/350 -- w/ sliding door | | D5UZ 2227411 | \$ | \$ | \$ | \$ | ★ | ★ | ABU | ★ | ★ | BCU | ★ | ★ | BCU | | | 1 |
| E100/350 -- w/ hinged doors | | | Refer to groups 274A66 and 27472 | | | | | | | | | | | | | | | |
| TRIM CODES ▶ | | | GB | GG | GU | HB | HG | HU | JB | JG | JU | | | | | | | |
| E100/350 -- w/ sliding door | | D5UZ 2227411 | ★ | ★ | BCU | ★ | ★ | BCU | ★ | ★ | BCU | | | | | | | 1 |
| E100/350 -- w/ hinged doors | | | Refer to groups 274A66 and 27472 | | | | | | | | | | | | | | | |
| BODY TYPE | R/L | PART NUMBER LESS SUFFIX | COLORS and APPLICABLE PART NUMBER SUFFIXES | | | | | | | | | | | | Q T Y. | | | |
| 274A66 PANEL (BODY SIDE DOOR LOWER TRIM) | | | | | | | | | | | | | | | | | | |
| E100/350(89A,B) -- w/sliding door | | D5UZ 11274A66 | | | | | | A | | | | | | | | | | 1 |
| 27472 PANEL (BODY SIDE DOOR UPPER TRIM) | | | | | | | | | | | | | | | | | | |
| E100/350 -- w/sliding door | | D5UZ 1127472 | | | | | | A | | | | | | | | | | 1 |
| -- w/hinged door | | D5UZ 1127472 | | | | | | B | | | | | | | | | | 2 |

**1973/79
TRUCK SERIES 100/500**

1976 SOFT TRIM TEXT SECTION 7

| BODY TYPE | R/L | PART NUMBER LESS SUFFIX | TRIM CODES AND APPLICABLE PART NUMBER SUFFIXES | | | | | | | | | | | | | | QTY |
|--|-----|----------------------------|--|-------|------|--------|------|------|-------|--------|----------------|-----|--------|-------|-------|--------------|-----|
| 31035-6 | | | PANEL (BODY SIDE REAR TRIM) — Cont'd | | | | | | | | | | | | | | |
| Notes: | | | \$ Not required | | | | | | | | | | | | | | |
| | | | TRIM CODES ▶ | | | | | | | | | | | | | | |
| E100/350 -- w/o integral A/C and w/aux. fuel tank | R | D5UZ 2231036 | \$ | \$ | \$ | \$ | ★ | ★ | ABU | BCB | ★ | BCU | BCB | ★ | BCU | | 1 |
| | L | D5UZ 2231035 | \$ | \$ | \$ | \$ | BBB | ★ | BBU | ECB | ★ | ECU | ECB | ★ | ECU | | 1 |
| | | | TRIM CODES ▶ | | | | | | | | | | | | | | |
| E100/350 -- w/o integral A/C and w/aux. fuel tank | R | D5UZ 2231036 | BCB | ★ | BCU | BCB | ★ | BCU | BCB | ★ | BCU | | | | | | 1 |
| | L | D5UZ 2231035 | ECB | ★ | ECU | ECB | ★ | ECU | ECB | ★ | ECU | | | | | | 1 |
| | | | TRIM CODES ▶ | | | | | | | | | | | | | | |
| E100/350 -- integral A/C | R | D5UZ 2231036 | \$ | \$ | \$ | \$ | ★ | ★ | ABU | BCB | ★ | BCU | BCB | ★ | BCU | | 1 |
| | L | D5UZ 2231035 | \$ | \$ | \$ | \$ | CBB | ★ | CBU | FCB | ★ | FCU | FCB | ★ | FCU | | 1 |
| | | | TRIM CODES ▶ | | | | | | | | | | | | | | |
| E100/350 -- integral A/C | R | D5UZ 2231036 | BCB | ★ | BCU | BCB | ★ | BCU | BCB | ★ | BCU | | | | | | 1 |
| | L | D5UZ 2231035 | FCB | ★ | FCU | FCB | ★ | FCU | FCB | ★ | FCU | | | | | | 1 |
| | | | COLORS and APPLICABLE PART NUMBER SUFFIXES | | | | | | | | | | | | | | |
| BODY TYPE | R/L | PART NUMBER LESS SUFFIX | AVO- CADO | BLACK | BLUE | GINGER | GRAY | GOLD | GREEN | ORANGE | PARCH- MENT | RED | SADDLE | WHITE | OTHER | Q T Y. | |
| 31112 | | | PANEL (BODY SIDE LOWER TRIM) | | | | | | | | | | | | | | |
| Notes: | | | ▲ Tan | | | | | | | | | | | | | | |
| E100/350(89A,B) -- 138" W/B | R | D5UZ 1131112 | | | | | B | | ★ | | C | | | | | ▲A | 1 |
| 31113 | | | PANEL (BODY SIDE REAR TRIM) | | | | | | | | | | | | | | |
| E100/350(89A,B) -- without integrel A/C and w/o aux. fuel tank | L | D5UZ 1131113 | | | | | | | B | | | | | | | | 1 |
| E100/350(89A,B) -- without integrel A/C and w/aux. fuel tank | L | D5UZ 1131113 | | | | | | | C | | | | | | | | 1 |
| E100/350(89A,B) -- with integrel A/C and w/o aux. fuel tank | L | D5UZ 1131113 | | | | | | | A | | | | | | | | 1 |
| 31136 | | | PANEL (BODY SIDE UPPER TRIM) | | | | | | | | | | | | | | |
| E100/350(89A,B) | R | D5UZ 1131136 | | | | | | | A | | | | | | | | 1 |
| 31137 | | | PANEL (BODY SIDE FRONT TRIM) | | | | | | | | | | | | | | |
| E100/350(89A,B) 138" W/B -with integrel A/C -w/o integrel A/C | | D6UZ 1131137 | | | | | | | B | | | | | | | | 1 |
| | | D6UZ 1131137 | | | | | | | A | | | | | | | | 1 |
| 312A14-5 | | | PANEL (BODY SIDE REAR CORNER LOWER TRIM) | | | | | | | | | | | | | | |
| Notes: | | | \$ Paint to match | | | | | | | | | | | | | | |
| E100/350 -- 138" W/B | R | D5UZ 12312A14 | | | | | | | | | | | | | | \$A | 1 |
| | L | D5UZ 12312A15 | | | | | | | | | | | | | | \$A | 1 |
| 40374 | | | PANEL (BACK LOWER TRIM) — Also refer to group 40371 in the Body Section | | | | | | | | | | | | | | |
| Notes: | | | ▲ Tan | | | | | | | | | | | | | | |
| F100/350(Regular Cab) | | D7TZ 1040374 | | | | | | | | | | | | | | ▲A | 1 |
| F100/350(Super Cab) | | D6TZ 1340374 | | | C | B | | | | D | | | E | | | ▲A | 1 |

**1973/79
TRUCK SERIES 100/500**

| BODY TYPE | R/L | PART NUMBER LESS SUFFIX | COLORS and APPLICABLE PART NUMBER SUFFIXES | | | | | | | | | | | | Q T Y. | | | |
|---------------------------------|----------------------|-----------------------------------|--|-------|------|--------|------|------|-------|--------|----------------|-----|--------|-------|--------------|-------|----|---|
| | | | AVO- CADO | BLACK | BLUE | GINGER | GRAY | GOLD | GREEN | ORANGE | PARCH- MENT | RED | SADDLE | WHITE | | OTHER | | |
| 51916 | | HEADLINING (ROOF) — Cont'd | | | | | | | | | | | | | | | | |
| Notes: | | % Cut to fit, ▲ Tan | | | | | | | | | | | | | | | | |
| F250/350 (Crew Cab) -- front | % | D3TZ 1051916 | | | | M | J | | | | | | | G | | | | 1 |
| | % | D5TZ 1051916 | | | | | | | | | B | | | | | | | 1 |
| | % | D6TZ 1051916 | | | | | | | | | | | | | | | ▲B | 1 |
| | -- rear | | D4TZ 2551918 | | A6A | A9B | | | | | | | | A7D | | | | 1 |
| | | | D5TZ 2551918 | | | | | | | | A | | | | | | | 1 |
| | | | D6TZ 2551918 | | | | | | | | | | | | | | ▲★ | 1 |
| F100/350 (Super Cab) | | D4TZ 1051916 | | E | C | | | | | ★ | | | | | | | 1 | |
| | | D6TZ 1351916 | | | | | | | | | | | A | | | ▲B | 1 | |
| 51918 | Refer to group 51916 | | | | | | | | | | | | | | | | | |

| BODY TYPE | R/L | PART NUMBER | DESCRIPTION | | | | | | | | | | | | | | Q T Y. | |
|------------------------------------|--------------------------------------|----------------|-------------|--|--|--|--|--|--|--|--|--|--|--|--|--|--------------|---|
| 51940 | PANEL (ROOF TRIM) — Section 1 | | | | | | | | | | | | | | | | | |
| E100/350 -- non-perforated | | D5UZ 3351940-A | Gray | | | | | | | | | | | | | | | 1 |
| -- perforated | | D5UZ 3351940-B | Gray | | | | | | | | | | | | | | | 1 |
| 51942 | PANEL (ROOF TRIM) — Section 2 | | | | | | | | | | | | | | | | | |
| E100/350 | | D5UZ 1151942-A | Gray | | | | | | | | | | | | | | | 1 |
| 51944 | PANEL (ROOF TRIM) — Section 3 | | | | | | | | | | | | | | | | | |
| E100/350 | | D5UZ 1151944-A | Gray | | | | | | | | | | | | | | | 1 |
| 51950 | PANEL (ROOF TRIM) — Section 4 | | | | | | | | | | | | | | | | | |
| E100/350 -- 138" W/B | | D5UZ 1151950-A | Gray | | | | | | | | | | | | | | | 1 |
| -- 124" W/B | | ★ | Gray | | | | | | | | | | | | | | | 1 |
| 51954 | PANEL (ROOF TRIM) — Section 5 | | | | | | | | | | | | | | | | | |
| E100/350 -- 138" W/B -- perforated | | D5UZ 1151954-A | Gray | | | | | | | | | | | | | | | 1 |

| BODY TYPE | R/L | PART NUMBER LESS SUFFIX | COLORS and APPLICABLE PART NUMBER SUFFIXES | | | | | | | | | | | | Q T Y. | | | |
|--------------------------------------|-------------------|------------------------------|--|-------|------|--------|------|------|-------|--------|----------------|-----|--------|-------|--------------|-------|-----|---|
| | | | AVO- CADO | BLACK | BLUE | GINGER | GRAY | GOLD | GREEN | ORANGE | PARCH- MENT | RED | SADDLE | WHITE | | OTHER | | |
| 51990 | | PANEL (ROOF TRIM) | | | | | | | | | | | | | | | | |
| Notes: | | % Cut to fit, ▲ Tan, \$ Jade | | | | | | | | | | | | | | | | |
| F100/500 (Regular Cab) -- perforated | | D3TZ 1051990 | | | | | | | | | | | | | | A | | 1 |
| | | D5TZ 1051990 | | C | A | B | | | | D | | | | | | | | 1 |
| | | D6TZ 1051990 | | | | | | | | | | | D | | | | ▲A | 1 |
| | | D6TZ 1051990 | | | | | | | | | | | | | | | \$C | 1 |
| | -- Non-perforated | | D3TZ 1051990 | | | | | | | | | | | | | B | | 1 |
| | | | D6TZ 1051990 | | | | | | | | | | | | | | ▲B | 1 |
| F250/350 (Crew Cab) -- front | % | D3TZ 1051990 | | | | | | | | | | | | | B | | 1 | |
| | -- rear | D4TZ 2551942 | | | | | | | | | | | | | A | | 1 | |
| F100/350 Super Cab -- perforated | | D4TZ 1051944 | | | | | | | | | | | | | B | | 1 | |
| | | D5TZ 1351944 | | C | A | B | | | | D | | | | | | | 1 | |
| | | D6TZ 1351944 | | | | | | | | | | | B | | | ▲A | 1 | |
| | -- non-perforated | D4TZ 1051944 | | | | | | | | | | | | | A | | 1 | |

1973/79
TRUCK SERIES 100/500

| BODY TYPE | R/L | PART NUMBER LESS SUFFIX | COLORS and APPLICABLE PART NUMBER SUFFIXES | | | | | | | | | | | Q T Y. | | | |
|--|-----|---|--|-------|------|--------|------|------|-------|--------|----------------|-----|--------|--------------|-------|-------|------|
| | | | AVO- CADO | BLACK | BLUE | GINGER | GRAY | GOLD | GREEN | ORANGE | PARCH- MENT | RED | SADDLE | | WHITE | OTHER | |
| 60012 | | SEAT ASSY. - Includes cover-less seat track | | | | | | | | | | | | | | | |
| Notes: ▲ Tan % Cloth and vinyl △ All vinyl | | | | | | | | | | | | | | | | | |
| E100/350 -- w/ captains chair | | % D6UZ 1160012 | | | | A | | | | | | B | | | | ▲C | 1or2 |
| | | △ D6UZ 1160012 | | | | D | | | | | | E | | | | ▲F | 1or2 |
| BODY TYPE | R/L | PART NUMBER | DESCRIPTION | | | | | | | | | | | QTY | | | |
| 60012 | | BACK and CUSHION KIT (DRIVER and PASSENGER SEAT) - Less cover | | | | | | | | | | | | | | | |
| E100/350 -- bucket seat | | D5UZ 1160012-G | | | | | | | | | | | | AR | | | |
| 60026 | | BACK and CUSHION KIT (REAR SEAT) - Less cover | | | | | | | | | | | | | | | |
| E100/350 (82) | | D5UZ 1260026-A | Seat - NO. 2 and NO. 3 | | | | | | | | | | | AR | | | |
| | | D5UZ 1260026-B | Seat - NO. 4 | | | | | | | | | | | 1 | | | |
| BODY TYPE | R/L | PART NUMBER LESS SUFFIX | COLORS and APPLICABLE PART NUMBER SUFFIXES | | | | | | | | | | | Q T Y. | | | |
| 60026 | | SEAT ASSY. (REAR) - Includes cover | | | | | | | | | | | | | | | |
| Notes: \$ Jade, ▲ Tan | | | | | | | | | | | | | | | | | |
| F100/350 (Super Cab) -- w/flip seat | | D4TZ 1060026 | | | A | B | E | | | | | D | | | | | 2 |
| | | D5TZ 1360026 | | | | | | | | | | | | | | | ▲C 2 |
| | | D6TZ 1360026 | | | | | | | | | | | | C | | ▲A | 2 |
| BODY TYPE | R/L | PART NUMBER | DESCRIPTION | | | | | | | | | | | QTY | | | |
| 60032 | | PAD ASSY. (REAR SEAT BACK) | | | | | | | | | | | | | | | |
| F100/350 (Super Cab) | | D4TZ 1060032-A | Pad - full width seat | | | | | | | | | | | 1 | | | |
| | | D4TZ 10613A38-A | Frame - full width seat | | | | | | | | | | | 1 | | | |
| 60050 | | CUSHION KIT (SEAT) - Less cover | | | | | | | | | | | | | | | |
| F100/500 (Regular Cab) | | D6TZ 1060050-A | Full width seat | | | | | | | | | | | 1 | | | |
| F250/350 (Crew Cab) | | D3TZ 2560050-A | Full width front seat | | | | | | | | | | | 1 | | | |
| | | D6TZ 1060050-A | Full width rear seat | | | | | | | | | | | 1 | | | |
| F100/350 (Super Cab) | | D6TZ 1360050-A | Full width front seat | | | | | | | | | | | 1 | | | |
| F100/350 | | 381969-S2 | (UU-89-A) - screw-washer head-No. 8-18 x 1/2" | | | | | | | | | | | 2 | | | |
| F100/500 | | 381801-S9 | (UU-148) - screw-washer head drill-No. 8-16 x 1/2" | | | | | | | | | | | 1 | | | |
| 60080 | | PAD (REAR SEAT CUSHION) | | | | | | | | | | | | | | | |
| F100/350 (Super Cab) | | D6TZ 1360080-A | Pad - full width seat | | | | | | | | | | | 1 | | | |
| | | D4TZ 1063160-A | Frame - full width seat | | | | | | | | | | | 1 | | | |
| 60136-7 | | PAD (SEAT BACK) | | | | | | | | | | | | | | | |
| F100/500 (Regular Cab) | | D3TZ 1060136-B | Pad - full width seat | | | | | | | | | | | 1 | | | |
| | | D4TZ 1061018-B | Frame - full width seat | | | | | | | | | | | 1 | | | |
| F250/350 (Crew Cab) | | D3TZ 1060136-B | Pad - full width front seat | | | | | | | | | | | 1 | | | |
| | | D5TZ 2561018-A | Frame - full width front seat | | | | | | | | | | | 1 | | | |
| | | D3TZ 1060136-B | Pad - full width rear seat | | | | | | | | | | | 1 | | | |
| | | D4TZ 1061018-B | Frame - full width rear seat | | | | | | | | | | | 1 | | | |
| F100/350 (Super Cab) | R | D4TZ 1060136-A | Pad - full width front seat | | | | | | | | | | | 1 | | | |
| | L | D4TZ 1060137-A | Pad - full width front seat | | | | | | | | | | | 1 | | | |
| | R | D5TZ 1361018-A | Frame - full width front seat | | | | | | | | | | | 1 | | | |
| | L | D5TZ 1361019-A | Frame - full width front seat | | | | | | | | | | | 1 | | | |

**1973/79
TRUCK SERIES 100/500**

| BODY TYPE | R/L | PART NUMBER LESS SUFFIX | COLORS and APPLICABLE PART NUMBER SUFFIXES | | | | | | | | | | | | | QTY | | |
|--|-----|----------------------------|--|-------|------|--------|------|------|-------|--------|------------|-----|--------|-------|-------|-----|----|---|
| | | | AVO-CADO | BLACK | BLUE | GINGER | GRAY | GOLD | GREEN | ORANGE | PARCH-MENT | RED | SADDLE | WHITE | OTHER | | | |
| 60762 | | | PANEL (FRONT SEAT BACK REAR TRIM) | | | | | | | | | | | | | | | |
| Notes: | | | ▲ Tan, § Jade | | | | | | | | | | | | | | | |
| F100/350 | | D5TZ 1060762 | | | B | A | C | | | | E | | | | | | | 1 |
| | | D6TZ 1060762 | | | | | | | | | | | A | | | | ▲B | 1 |
| | | D6TZ 1060762 | | | | | | | | | | | | | | | §C | 1 |
| 61018-9 | | | Refer to group 60136-7 | | | | | | | | | | | | | | | |
| 613A38 | | | Refer to group 60032 | | | | | | | | | | | | | | | |
| BODY TYPE | R/L | PART NUMBER LESS SUFFIX | TRIM CODES AND APPLICABLE PART NUMBER SUFFIXES | | | | | | | | | | | | | QTY | | |
| 62900 | | | COVER (FRONT SEAT CUSHION) | | | | | | | | | | | | | | | |
| | | | TRIM CODES ▶ | | | | | | | | | | | | | | | |
| | | | AA | AB | AG | AU | BB | BG | BU | CB | CG | CU | DB | DG | DU | | | |
| E100/350 -- bucket seat "Before B75,001" | R/L | D5UZ 1262900 | ★ | ★ | ★ | AAU | ★ | ★ | ★ | ★ | ★ | ★ | ★ | ★ | ★ | | 2 | |
| "From Ser. B75,001" | R/L | D6UZ 1262900 | AEA | AEB | ★ | AAU | AEB | ★ | AAU | ACB | ★ | ACU | ADB | ★ | ADU | | 2 | |
| | | | TRIM CODES ▶ | | | | | | | | | | | | | | | |
| | | | GB | GG | GU | HB | HG | HU | JB | JG | JU | | | | | | | |
| E100/350 -- Captain's Chair | R/L | D5UZ 1162900 | D | E | F | A | B | C | D | E | F | | | | | | 2 | |
| | | | TRIM CODES ▶ | | | | | | | | | | | | | | | |
| | | | All | | | | | | | | | | | | | | | |
| E100/350 -- flip seat | R | D4UZ 1162900 | AEA | | | | | | | | | | | | | | 1 | |
| | | | TRIM CODES ▶ | | | | | | | | | | | | | | | |
| | | | AA | AB | AD | AG | AU | BA | BB | BD | BG | BR | BU | | | | | |
| F100/350 (Regular and Crew Cab) | | D6TZ 1062900 | BAA | BAB | ★ | ★ | ★ | ★ | ABB | ★ | ★ | ★ | ★ | | | | 1 | |
| | | | TRIM CODES ▶ | | | | | | | | | | | | | | | |
| | | | CA | CB | CD | CF | CG | CU | DA | DB | DD | DG | DU | | | | | |
| F100/350 (Regular and Crew Cab) | | D6TZ 1062900 | ★ | ★ | ★ | ★ | ★ | ★ | CDA | CDB | CDD | CDG | CDU | | | | 1 | |
| | | | TRIM CODES ▶ | | | | | | | | | | | | | | | |
| | | | EA | EB | ED | EG | EU | FA | FB | FD | FG | FU | | | | | | |
| F100/350 (Regular and Crew Cab) | | D6TZ 1062900 | CDA | CDB | CDD | CDG | CDU | CDA | CDB | CDD | CDG | CDU | | | | | 1 | |
| | | | TRIM CODES ▶ | | | | | | | | | | | | | | | |
| | | | GA | GN | GQ | G4 | G5 | HA | HN | HQ | H4 | H5 | | | | | | |
| F100/350 (Regular and Crew Cab) | | D6TZ 1062900 | EGA | EGA | EGA | EGA | EGA | EGA | EGA | EGA | EGA | EGA | | | | | 1 | |
| | | | TRIM CODES ▶ | | | | | | | | | | | | | | | |
| | | | JA | JN | JQ | J4 | J5 | KU | LA | LB | LD | LG | LU | MB | MR | MU | | |
| F100/350 (Regular and Crew Cab) | | D6TZ 1062900 | EGA | EGA | EGA | EGA | EGA | FKU | ★ | ABB | ★ | ★ | ★ | ★ | ★ | ★ | 1 | |
| | | | TRIM CODES ▶ | | | | | | | | | | | | | | | |
| | | | NA | NC | NF | NG | RB | ZB | ZR | ZU | | | | | | | | |
| F100/350 (Regular and Crew Cab) | | D6TZ 1062900 | ★ | ★ | ★ | ★ | ★ | ABB | ★ | ★ | | | | | | | 1 | |
| | | | TRIM CODES ▶ | | | | | | | | | | | | | | | |
| | | | AA | AB | AD | AG | AU | BA | BB | BD | BG | BR | BU | | | | | |
| F100/350 (Super Cab) | | D6TZ 1362900 | CAA | CAB | CAD | ★ | CAU | BBA | BBB | BBD | BBG | ★ | BBU | | | | 1 | |

1973/79
TRUCK SERIES 100/500

| BODY TYPE | R/L | PART NUMBER LESS SUFFIX | TRIM CODES AND APPLICABLE PART NUMBER SUFFIXES | | | | | | | | | | | | | QTY | |
|--|-----|----------------------------|---|-------|------|--------|------|------|-------|--------|----------------|-----|--------|-------|-------|---------|----|
| 62900 COVER (FRONT SEAT CUSHION) — Cont'd | | | TRIM CODES ▶ CA CB CD CG CU DA DB DD DG DU | | | | | | | | | | | | | | |
| F100/350 (Super Cab) | | D6TZ 1362900 | ACA | ACB | ACD | ★ | ★ | EEA | EEB | EED | EEG | EEU | | | | | 1 |
| | | | TRIM CODES ▶ EA EB ED EG EU FA FB FD FG FU GA HA JA | | | | | | | | | | | | | | |
| F100/350 (Super Cab) | | D6TZ 1362900 | EEA | EEB | EED | EEG | EEU | EEA | EEB | EED | EEG | EEU | DGA | DGA | DGA | | 1 |
| | | | TRIM CODES ▶ LA LB LD LG LU MB MR MU RB ZB ZR ZU | | | | | | | | | | | | | | |
| F100/350(Super Cab) | | D6TZ 1362900 | BBA | BBB | BBD | BBG | BBU | AMB | AMR | AMU | ARB | BBB | ★ | BBU | | | 1 |
| | | | TRIM CODES ▶ AA DA DB DD DG DU EA EB ED EG EU GA | | | | | | | | | | | | | | |
| F500 | | D6TZ 1062900 | | | | BDD | | BDU | | | BDD | | BDU | | | | 1 |
| | | D3TZ 1062900 | BAA | BDA | BDB | | | BDA | BDB | | | | | BGA | | | 1 |
| | | D5TZ 1062900 | | | | | BDG | | | | BDG | | | | | | 1 |
| | | | TRIM CODES ▶ HA HN HQ H4 H5 | | | | | | | | | | | | | | |
| F500 | | D3TZ 1062900 | BGA | BGA | BGA | BGA | BGA | | | | | | | | | | 1 |
| BODY TYPE | R/L | PART NUMBER | DESCRIPTION | | | | | | | | | | | | | QTY | |
| 63160 | | Refer to group 60080 | | | | | | | | | | | | | | | |
| 632A22 PAD (PASSENGER SEAT CUSHION) | | | COLORS and APPLICABLE PART NUMBER SUFFIXES | | | | | | | | | | | | | | |
| E100/350 -- flip seat | | D3UZ 11632A22-A | | | | | | | | | | | | | | | 1 |
| BODY TYPE | R/L | PART NUMBER LESS SUFFIX | AVO- CADO | BLACK | BLUE | GINGER | GRAY | GOLD | GREEN | ORANGE | PARCH- MENT | RED | SADDLE | WHITE | OTHER | T Y. | |
| 63500 BUTTON (SEAT BACK) | | | ▲ Tan | | | | | | | | | | | | | | |
| F100/350 -- round | | D4TZ 1063500 | | | B | F | | | | | E | | | A | | | AR |
| | | D6TZ 1063500 | | | | | | | | | | | | | | ▲AUA | 2 |
| F100/350 -- oblong | | D6TZ 1063500 | | | | | | | | | | | | | | ▲A | AR |
| BODY TYPE | R/L | PART NUMBER LESS SUFFIX | TRIM CODES AND APPLICABLE PART NUMBER SUFFIXES | | | | | | | | | | | | | QTY | |
| 63804 COVER (REAR SEAT CUSHION) | | | TRIM CODES ▶ AA AB AD AG AU CA CB CD CG CU | | | | | | | | | | | | | | |
| F100/350 (Crew Cab) | | D6TZ 1062900 | BAA | BAB | ★ | ★ | ★ | ★ | ★ | ★ | ★ | ★ | | | | | 1 |
| | | | TRIM CODES ▶ FA FB FD FG FU GA GN GQ G4 G5 | | | | | | | | | | | | | | |
| F100/350 (Crew Cab) | | D6TZ 1062900 | CDA | CDB | CDD | CDG | CDU | EGA | EGA | EGA | EGA | EGA | | | | | 1 |
| | | | TRIM CODES ▶ JA JN JQ J4 J5 LA LB LD LG LU | | | | | | | | | | | | | | |
| F100/350 (Crew Cab) | | D6TZ 1062900 | EGA | EGA | EGA | EGA | EGA | ★ | ABB | ★ | ★ | ★ | | | | | 1 |
| | | | TRIM CODES ▶ AA AB AD AG AU BA BB BD BG BR BU | | | | | | | | | | | | | | |
| F100/350 (Super Cab) -- w/ forward facing seat | | D6TZ 1363804 | ★ | ANB | AAD | ANG | ANU | BRA | BRB | BBD | BRG | BRR | BRU | | | | 1 |

**1973/79
TRUCK SERIES 100/500**

| BODY TYPE | R/L | PART NUMBER LESS SUFFIX | TRIM CODES AND APPLICABLE PART NUMBER SUFFIXES | | | | | | | | | | | | QTY | | | | |
|--|-----|----------------------------|--|-----|-----|-----|-----|-----|-----|-----|-----|-----|-----|----|-----|--|--|--|---|
| 63804 COVER (REAR SEAT CUSHION) — Cont'd | | | TRIM CODES ▶ | | | | | | | | | | | | | | | | |
| | | D6TZ 1363804 | CA | CB | CD | CG | CU | DA | DB | DD | DG | DU | | | | | | | |
| F100/350 (Super Cab) — w/ forward facing seat | | | BRA | BRB | BBD | BRG | BRU | BRA | BRB | BBD | BRG | BRU | | | | | | | 1 |
| | | | TRIM CODES ▶ | | | | | | | | | | | | | | | | |
| | | D6TZ 1363804 | EA | EB | ED | EG | EU | FA | FB | FD | FG | FU | GA | HA | JA | | | | |
| F100/350 (Super Cab) — w/ forward facing seat | | | BRA | BRB | BBD | BRG | BRU | BRA | BRB | BBD | BRG | BRU | ★ | ★ | ★ | | | | 1 |
| | | | TRIM CODES ▶ | | | | | | | | | | | | | | | | |
| | | D6TZ 1363804 | LA | LB | LD | LG | LU | MB | MR | MU | ZB | ZR | ZU | | | | | | |
| F100/350 (Super Cab) — w/forward facing seat | | | BRA | BRB | BBD | BRG | BRU | BRB | BRR | BRU | BRB | BRR | BRU | | | | | | 1 |
| 638A10 COVER (REAR SEAT CUSHION and BACK No. 2 and 3) | | | TRIM CODES ▶ | | | | | | | | | | | | | | | | |
| | | D6UZ 12638A10 | AA | AB | AG | AU | BB | BG | BU | CB | CG | CU | DB | DG | DU | | | | |
| E100/350 (82) | | | AAA | AAB | ★ | AAU | AAB | ★ | AAU | | | | | | | | | | 2 |
| | | D6UZ 22638A10 | | | | | | | | ★ | ★ | ★ | ADB | ★ | ADU | | | | 2 |
| | | | TRIM CODES ▶ | | | | | | | | | | | | | | | | |
| | | D6UZ 22638A10 | GB | GG | GU | HB | HG | HU | JB | JG | JU | | | | | | | | |
| E100/350 (82) | | | ADB | ★ | ADU | ★ | ★ | ★ | ADB | ★ | ADU | | | | | | | | 2 |
| 638A28 CUSHION ASSY. (REAR SEAT) — incl cover | | | TRIM CODES ▶ | | | | | | | | | | | | | | | | |
| | | D5TZ 13638A28 | AA | AB | AD | AG | AU | BA | BB | BD | BG | BR | BU | | | | | | |
| F100/350 (Super Cab) — flip seat | | | A | B | ★ | ★ | H | A | B | ★ | ★ | | H | | | | | | 2 |
| | | D6TZ 13638A28 | | | | | | | | | | A | | | | | | | 2 |
| | | | TRIM CODES ▶ | | | | | | | | | | | | | | | | |
| | | D5TZ 13638A28 | CA | CB | CD | CG | CU | DA | DB | DD | DG | DU | | | | | | | |
| F100/350 (Super Cab) — flip seat | | | A | B | ★ | ★ | H | A | B | ★ | ★ | H | | | | | | | 2 |
| | | | TRIM CODES ▶ | | | | | | | | | | | | | | | | |
| | | D5TZ 13638A28 | EA | EB | ED | EG | EU | FA | FB | FD | FG | FU | | | | | | | |
| F100/350 (Super Cab) — flip seat | | | A | B | ★ | ★ | H | A | B | ★ | ★ | H | | | | | | | 2 |
| | | | TRIM CODES ▶ | | | | | | | | | | | | | | | | |
| | | D5TZ 13638A28 | LA | LB | LD | LG | LU | MB | MR | MU | | | | | | | | | |
| F100/350 (Super Cab) — flip seat | | | A | B | ★ | ★ | H | B | | H | | | | | | | | | 2 |
| | | D6TZ 13638A28 | | | | | | | A | | | | | | | | | | 2 |
| 638A54 COVER (REAR SEAT CUSHION No. 4) | | | TRIM CODES ▶ | | | | | | | | | | | | | | | | |
| | | D4UZ 12638A54 | AA | AB | AG | AU | BB | BG | BU | CB | CG | CU | DB | DG | DU | | | | |
| E100/350 (82) | | | AEA | AEB | | | AEB | | | | | | | | | | | | 1 |
| | | D5UZ 12638A54 | | | ★ | AAU | | ★ | AAU | | | | | | | | | | 1 |
| | | D5UZ 12638A54 | | | | | | | | ACB | ★ | ACU | ADB | ★ | ADU | | | | 1 |
| | | | TRIM CODES ▶ | | | | | | | | | | | | | | | | |
| | | D5UZ 12638A54 | GB | GG | GU | HB | HG | HU | JB | JG | JU | | | | | | | | |
| E100/350 (82) | | | ADB | ★ | ADU | ACB | ★ | ACU | ADB | ★ | ADU | | | | | | | | 1 |

1973/79
TRUCK SERIES 100/500

| BODY TYPE | R/L | PART NUMBER LESS SUFFIX | TRIM CODES AND APPLICABLE PART NUMBER SUFFIXES | | | | | | | | | | | | | QTY | | | | | | | | |
|---|-----|----------------------------|--|-----|-----|-----|-----|-----|-----|-----|-----|-----|-----|-----|-----|-----|--|--|--|--|--|--|--|---|
| 64416-7 COVER (FRONT SEAT BACK) — Cont'd | | | TRIM CODES ▶ | | | | | | | | | | | | | | | | | | | | | |
| | | | AA | AB | AD | AG | AU | BA | BB | BD | BG | BR | BU | | | | | | | | | | | |
| F100/350 (Super) | R | D5TZ 1064416 | ★ | ★ | ★ | ★ | ★ | ★ | ARB | ★ | ★ | | ★ | | | | | | | | | | | 1 |
| | L | D5TZ 1064417 | ★ | ★ | ★ | ★ | ★ | ★ | ARB | ★ | ★ | ★ | ★ | | | | | | | | | | | 1 |
| | R | D6TZ 1064416 | | | | | | | | | | ARR | | | | | | | | | | | | 1 |
| | | | TRIM CODES ▶ | | | | | | | | | | | | | | | | | | | | | |
| | | | CA | CB | CD | CG | CU | DA | DB | DD | DG | DU | | | | | | | | | | | | |
| F100/350 (Super Cab) | R | D5TZ 1064416 | ★ | ★ | ★ | ★ | ★ | | | | ★ | ★ | | | | | | | | | | | | 1 |
| | L | D5TZ 1064417 | ATA | ★ | ★ | ★ | ★ | | | | APG | ★ | | | | | | | | | | | | 1 |
| | R | D4TZ 1064416 | | | | | | | APA | APB | | | | | | | | | | | | | | 1 |
| | L | D4TZ 1064417 | | | | | | | APA | APB | | | | | | | | | | | | | | 1 |
| | R | D6TZ 1364416 | | | | | | | | | | AAD | | | | | | | | | | | | 1 |
| | L | D6TZ 1364417 | | | | | | | | | | AAD | | | | | | | | | | | | 1 |
| | | | TRIM CODES ▶ | | | | | | | | | | | | | | | | | | | | | |
| | | | EA | EB | ED | EG | EU | FA | FB | FD | FG | FU | GA | HA | JA | | | | | | | | | |
| F100/350 (Super Cab) | R | D4TZ 1064416 | APA | APB | | ★ | ★ | APA | APB | | ★ | ★ | ★ | APA | APA | | | | | | | | | 1 |
| | L | D4TZ 1064417 | APA | APB | | | ★ | APA | APB | | | ★ | ★ | APA | APA | | | | | | | | | 1 |
| | L | D5TZ 1064417 | | | | APG | | | | | APG | | | | | | | | | | | | | 1 |
| | R | D6TZ 1364416 | | | AAD | | | | | | AAD | | | | | | | | | | | | | 1 |
| | L | D6TZ 1364417 | | | AAD | | | | | | AAD | | | | | | | | | | | | | 1 |
| | | | TRIM CODES ▶ | | | | | | | | | | | | | | | | | | | | | |
| | | | LA | LB | LD | LG | LU | MB | MR | MU | RB | ZB | ZR | ZU | | | | | | | | | | |
| F100/350 (Super Cab) | R | D5TZ 1064416 | ★ | ARB | | ★ | | | | | | ARB | | | | | | | | | | | | 1 |
| | L | D5TZ 1064417 | ★ | ARB | | ★ | ★ | | | | | ARB | ★ | ★ | | | | | | | | | | 1 |
| | R | D6TZ 1064416 | | | | | ★ | | | | | | ARR | ★ | | | | | | | | | | 1 |
| | R | D6TZ 1364416 | | | ★ | | | ★ | ★ | ★ | ARB | | | | | | | | | | | | | 1 |
| | L | D6TZ 1364417 | | | ★ | | | AMB | ★ | AMU | ARB | | | | | | | | | | | | | 1 |
| | | | TRIM CODES ▶ | | | | | | | | | | | | | | | | | | | | | |
| | | | AA | DA | DB | DD | DG | DU | EA | EB | ED | EG | EU | | | | | | | | | | | |
| F500 | | D5TZ 1064416 | ★ | ADA | ADB | | ★ | | ADA | ADB | | ★ | | | | | | | | | | | | 1 |
| | | D6TZ 1064416 | | | | ADD | | ADU | | | ADD | | ADU | | | | | | | | | | | 1 |
| | | | TRIM CODES ▶ | | | | | | | | | | | | | | | | | | | | | |
| | | | GA | HA | HN | HQ | H4 | H5 | | | | | | | | | | | | | | | | |
| F500 | | D4TZ 1064416 | AGA | AGA | AGA | AGA | AGA | AGA | | | | | | | | | | | | | | | | 1 |

REAR SEAT

| F250/350 (Crew Cab) | | Refer to group 66600 | | | | | | | | | | | | | |
|---------------------|-----|----------------------------|--|-------|------|--------|------|------|-------|--------|------------|-----|--------|-------|-----|
| BODY TYPE | R/L | PART NUMBER LESS SUFFIX | COLORS and APPLICABLE PART NUMBER SUFFIXES | | | | | | | | | | | | QTY |
| | | | AVO-CADO | BLACK | BLUE | GINGER | GRAY | GOLD | GREEN | ORANGE | PARCH-MENT | RED | SADDLE | WHITE | |

| | | | | | | | | | | | | | | | | | | | | | | | | |
|---------------------------------------|---|---------------|--|--|--|--|---|--|--|--|--|---|--|--|--|--|--|--|--|--|--|--|----|----|
| 644A22-3 REST (FRONT SEAT ARM) | | | | | | | | | | | | | | | | | | | | | | | | |
| | | ▲ Tan | | | | | | | | | | | | | | | | | | | | | | |
| E100/350 | R | D5UZ 11644A22 | | | | | A | | | | | B | | | | | | | | | | | ▲C | 1 |
| | L | D5UZ 11644A23 | | | | | A | | | | | B | | | | | | | | | | | | ▲C |

| BODY TYPE | R/L | PART NUMBER | DESCRIPTION | | | | | | | | | | | | | QTY |
|--|-----|-----------------|-------------|--|--|--|--|--|--|--|--|--|--|--|--|-----|
| 64600 FILLER (FRONT SEAT BACK REAR INNER) | | | | | | | | | | | | | | | | |
| F250/350 (Crew Cab) | | D3TZ 2564600-AA | | | | | | | | | | | | | | 1 |

| | | | | | | | | | | | | | | | | |
|------------------------------------|--|----------------|--|--|--|--|--|--|--|--|--|--|--|--|--|---|
| 64810 PAD (FRONT SEAT BACK) | | | | | | | | | | | | | | | | |
| E100/350 — flip seat | | D3UZ 1164810-A | | | | | | | | | | | | | | 1 |

| BODY TYPE | R/L | PART NUMBER LESS SUFFIX | TRIM CODES AND APPLICABLE PART NUMBER SUFFIXES | | | | | | | | | | | | | QTY | | | | | | | | | |
|-------------------------------------|-----|----------------------------|--|----|----|----|----|----|----|----|----|----|----|----|--|-----|--|--|--|--|--|--|--|--|--|
| 66600 COVER (REAR SEAT BACK) | | | TRIM CODES ▶ | | | | | | | | | | | | | | | | | | | | | | |
| | | | AA | AB | AD | AF | AG | AU | CA | CB | CD | CF | CG | CU | | | | | | | | | | | |

| | | | | | | | | | | | | | | | | | | | | | | | | |
|---------------------|--|--------------|---|---|-----|---|---|-----|---|---|---|-----|---|---|--|--|--|--|--|--|--|--|--|---|
| F100/350 (Crew Cab) | | D6TZ 1064416 | ★ | ★ | AAD | ★ | ★ | AAU | ★ | ★ | ★ | HAU | ★ | ★ | | | | | | | | | | 1 |
|---------------------|--|--------------|---|---|-----|---|---|-----|---|---|---|-----|---|---|--|--|--|--|--|--|--|--|--|---|

1973/79
TRUCK SERIES 100/500

| BODY TYPE | R/L | PART NUMBER LESS SUFFIX | COLORS and APPLICABLE PART NUMBER SUFFIXES | | | | | | | | | | | | | Q T Y. | | |
|---------------|-----|---|--|-------|------|--------|------|------|-------|--------|----------------|-----|--------|-------|-------|--------------|-----|----|
| | | | AVO- CADO | BLACK | BLUE | GINGER | GRAY | GOLD | GREEN | ORANGE | PARCH- MENT | RED | SADDLE | WHITE | OTHER | | | |
| 67060 | | PLUG (REAR SEAT ARM) | | | | | | | | | | | | | | | | |
| Notes: | | ▲ Tan | | | | | | | | | | | | | | | | |
| E100/250 (82) | | D3UZ 1267060 | | | B | C | | | | | | | | | | | | AR |
| | | D5UZ 1267060 | | | | | | | | A | | | | | | | ▲ B | AR |
| 67112-3 | | REST (REAR SEAT ARM) | | | | | | | | | | | | | | | | |
| Notes: | | ▲ Tan, ⊕ Use with Auxiliary A/C or Heater | | | | | | | | | | | | | | | | |
| E100/250 (82) | R | D3UZ 1267112 | | | C | B | | | | | | | | | | | | AR |
| | R | D5UZ 1267112 | | | | | | | | A | | | | | | | ▲ B | AR |
| | ⊕L | D5UZ 1167113 | | | | B | | | | A | | | | | | | ▲ D | AR |

INSTRUCTIONS

Determine correct Group Number by referring to an appropriate illustration in the Interior Trim Section of the Illustration Catalog. Form FP 8096-B or the Soft Trim Index of this catalog. Identify Model, Body Type and Trim Code by referring to 1977 Warranty Plate Codes.

| | | | | | |
|--|-------|----------------|---|--------|----------------|
| SEE OPERATORS MANUAL FOR EQUIP. REQ'D FOR MAX. GVW & LOAD CAPACITIES | | | | | |
| 180EVS90001 | | | WARRANTY VOID IF LOAD CAPACITY EXCEEDED | | MADE IN U.S.A. |
| WARRANTY NO. / ADEQUATE TIRES REQ'D FOR AXLE LOADINGS | | | | | |
| W.B. | COLOR | MODEL | BODY | TRANS. | AXLE |
| 150 | 2M | 1802 | L34 | 2M | GCS |
| 39000 | | 182 | 3800 | 72 | |
| MAX. GVW. LBS. | | CERT. NET H.P. | R.P.M. | D.S.O. | |

L3 — TRIM CODE

REFER TO THE CODES LISTED ON THE FOLLOWING PAGES AND USE THESE CODES TO DETERMINE SEAT COVER PART NUMBERS. ALSO REFER TO THE GENERAL INFORMATION SECTION OF THIS CATALOG FOR INTERPRETATION OF BODY TYPE CODES. P-8280

The 1977 Soft Trim Catalog consists of:

- (1) Trim Scheme Codes
- (2) Listing of Soft Trim Parts for all Econoline (E100/350) and Truck (F100/500).

TRIM SCHEME CODES

- Consists of:
- (1) Listing of: Trim Scheme Codes arranged in order of series and body types i.e. F100 (81A), etc.
 - (2) Description of Trim Schemes.
 - (3) Type of seat.

How to use: Identify Body Type and Trim Code and apply this information to listing of Trim Scheme Codes. (For material identification refer to Salesman's Color and Trim Selections Guide).

For example, to determine Trim Scheme for Trim Code AA on F100/500, refer to Page 4. As shown on Page 4, Trim Code AA indicates: (1) Series and Body Type — F100/500. (2) Trim Scheme description (Black all vinyl).

| CODE | SERIES and BODY TYPE | TRIM SCHEME DESCRIPTION |
|------|----------------------|-------------------------|
| | F SERIES | |
| AA | F100(81A) | Black all vinyl |
| | | Blue all vinyl |

P-12814-A

SOFT TRIM PARTS for ALL ECONOLINE (E100/350) and TRUCK (F100/500).

Consists of: (1) Parts cataloged by color (e.g. groups 04104, 04282, etc.)

(2) Parts cataloged by trim code (e.g. groups 62990, 64416, etc.).

(3) Miscellaneous parts (e.g. groups 60032, 60050, etc.).

PARTS CATALOGED BY COLOR:

- (1) Identify Body Type and Color of desired part.
- (2) Determine Group Number of part.

(3) Locate appropriate Color listed at top of page.

(4) Match Color with Body Type to select desired part number.

For example, should a Blue Sun Visor (group number 04104) be desired for an F100 body type 81A:

- (1) Refer to group 04104.
- (2) Read list of Colors above title to find Blue.
- (3) Read down to find F100/350.
- (4) Part number shown is D3TZ 1004104 and suffix in "Blue" column is E.

| BODY TYPE | LESS SUFFIX | AVO. CADO | BLACK | BLUE | GREEN | ORANGE | RED | SADDLE | WHITE | OTHER |
|--------------|------------------------------|-----------|-------|------|-------|--------|-----|--------|-------|-------|
| 04104 | VISOR (LESS ARM and BRACKET) | | | | | | | | | |
| E100/300 | D3UZ | 1104104 | | A | C | B | D | | | 2 |
| F100/350(81) | D3TZ | 1004104 | G | H | E | F | D | C | A | |
| | | | H | E | F | | | | | |

P-12814-B

PARTS CATALOGED BY TRIM CODE:

- (1) Identify Series, Body and Trim Code.
- (2) Determine Group Number of part.

(3) Locate appropriate Trim Code (listing of Trim Codes precedes each body type).

(4) Match Series and Body Type with Trim Code to select part number.

For example, should a R.H. Front Door Trim Panel (group 23942) be required for a F100, Trim Code AD:

- (1) Refer to group 23942-3.
- (2) Read down to locate F100/500
- (3) Read trim codes (listed numerically) to find Trim Code AD.
- (4) Part number shown is D4TZ 1023942 and suffix listed is A.

| 23942-3 | | PANEL (FRONT DOOR TRIM) | | TRIM CODES | | | | | | |
|----------|---|-------------------------|---------|------------|----|----|----|----|---|--|
| | | | | AG | AU | BA | BB | BD | | |
| F100/500 | R | D4TZ | 1023942 | A | D | | M | K | 1 | |
| | L | D4TZ | 1023943 | A | D | | M | K | 1 | |
| | R | D5TZ | 1023944 | | | A | F | | 1 | |
| | | | | | | A | F | | 1 | |

P-12814-C

**1973/79
TRUCK SERIES 100/500**

1977 SOFT TRIM DATA SECTION 3

| 1977 TRIM SCHEME CODES - Cont'd AS LISTED ON WARRANTY PLATE | | | | |
|--|----------------------------|-------------------------|----------------|------|
| CODE | SERIES and BODY TYPE | TRIM SCHEME DESCRIPTION | ● TYPE OF SEAT | |
| | | | FRONT | REAR |

FOR MATERIAL IDENTIFICATION
REFER to SALESMAN'S
COLOR and TRIM SELECTIONS GUIDE

- B - Bucket seat CA - Captain's chair F - Folding seat
- △ 5, 8 and 12 Passenger wagons are identified by the basic series code i.e. the first three (3) characters of the Serial Number: Example: E02HHW00003 - (E02 - 8 Pass. E100)

5 Pass.
(1st and 2nd seats)

8 Pass.
(1st, 2nd and 3rd seats)

12 Pass.
(1st, 2nd, 3rd and
4th seats)
E23

E01
E11
E21

E02
E12
E22

| ECONOLINE | | | | |
|-----------|----------------------|---------------------------|--------|------|
| CODE | SERIES | DESCRIPTION | FRONT | REAR |
| AA | 82A | Black all vinyl | B | △ |
| AA | 89A,C,E, Cutaway Cab | Black all vinyl | B or F | No |
| AB | 82A | Blue all vinyl | B | △ |
| AB | 89A,C,E, Cutaway Cab | Blue all vinyl | B or F | No |
| AR | 82A | Jade all vinyl | B | △ |
| AR | 89A,C,E, Cutaway Cab | Jade all vinyl | B or F | No |
| AU | 82A | Tan all vinyl | B | △ |
| AU | 89A,C,E, Cutaway Cab | Tan all vinyl | B or F | No |
| BA | 82A | Black all vinyl | B | △ |
| BA | 89A,C,E, Cutaway Cab | Black all vinyl | B or F | No |
| BB | 82B | Blue all vinyl | B | △ |
| BB | 89B,D,F, Cutaway Cab | Blue all vinyl | B or F | No |
| BR | 82B | Jade all vinyl | B | △ |
| BR | 89B,D,F, Cutaway Cab | Jade all vinyl | B or F | No |
| BU | 82B | Tan all vinyl | B | △ |
| BU | 89B,D,F, Cutaway Cab | Tan all vinyl | B or F | No |
| CB | 82C | Blue vinyl and blue cloth | B | △ |
| CB | 89B,D,F, Cutaway Cab | Blue vinyl and blue cloth | B or F | No |
| CR | 82C | Jade vinyl and jade cloth | B | △ |
| CR | 89B,D,F, Cutaway Cab | Jade vinyl and jade cloth | B or F | No |
| CU | 82C | Tan vinyl and tan cloth | B | △ |
| CU | 89B,D,F, Cutaway Cab | Tan vinyl and tan cloth | B or F | No |
| DB | 82C | Blue all vinyl | B | △ |
| DB | 89B,D,F, Cutaway Cab | Blue all vinyl | B or F | No |
| DR | 82C | Jade all vinyl | B | △ |
| DR | 89B,D,F, Cutaway Cab | Jade all vinyl | B or F | No |
| DU | 82C | Tan all vinyl | B | △ |
| DU | 89B,D,F, Cutaway Cab | Tan all vinyl | B or F | No |
| FB | 82C | Blue all vinyl | B | △ |
| FB | 89B,D,F, Cutaway Cab | Blue all vinyl | B or F | No |
| FR | 82C | Jade all vinyl | B | △ |
| FR | 89B,D,F, Cutaway Cab | Jade all vinyl | B or F | No |
| FU | 82C | Tan all vinyl | B | △ |
| FU | 89B,D,F, Cutaway Cab | Tan all vinyl | B or F | No |
| GB | 82C | Blue all vinyl | CA | △ |
| GB | 89B,D,F, Cutaway Cab | Blue all vinyl | CA | No |
| GR | 82C | Jade all vinyl | CA | △ |
| GR | 89B,D,F, Cutaway Cab | Jade all vinyl | CA | No |
| GU | 82C | Tan all vinyl | CA | △ |
| GU | 89B,D,F, Cutaway Cab | Tan all vinyl | CA | No |
| HB | 82C | Blue vinyl and blue cloth | CA | △ |
| HB | 89B,D,F, Cutaway Cab | Blue vinyl and blue cloth | CA | No |

1973/79
TRUCK SERIES 100/500

| CODE | SERIES and BODY TYPE | TRIM SCHEME DESCRIPTION |
|---|---------------------------------------|--|
| F SERIES | | |
| NOTE 1: For replacement of door trim panels (23942-3) refer to this code in the 1977 Soft Trim Section. For replacement of cushion covers (62900 and 63804) and back covers (64416-7 and 66600) contact your service representative who will process in accordance with General I.C.C. Bulletin No. 7526. | | |
| AA | F100/500(81A) | Black all vinyl |
| AB | F100/350(81A) | Blue all vinyl |
| AD | F100/350(81A) | Red all vinyl |
| AR | F100/350(81A) | Jade all vinyl |
| AU | F100/350(81A) | Tan all vinyl |
| BA | F100/350(81A,E) Regular and Super Cab | Black all vinyl |
| BB | F100/350(81A,E) Regular and Super Cab | Blue all vinyl |
| BD | F100/350(81A,E) Regular and Super Cab | Red all vinyl |
| BR | F100/350(81A,E) Regular and Super Cab | Jade all vinyl |
| BU | F100/350(81A,E) Regular and Super Cab | Tan all vinyl |
| CA | F100/350(Ranger XLT) | Black vinyl and black cloth |
| CB | F100/350(Ranger XLT) | Blue vinyl and blue cloth |
| CD | F100/350(Ranger XLT) | Red vinyl and red cloth |
| CR | F100/350(Ranger XLT) | Jade vinyl and jade cloth |
| CU | F100/350(Ranger XLT) | Tan vinyl and tan cloth |
| DA | F100/500(81A) Regular and Super Cab | Black all vinyl |
| DB | F100/500(81A) Regular and Super Cab | Blue all vinyl |
| DD | F100/500(81A) Regular and Super Cab | Red all vinyl |
| DR | F100/500(81A) Regular and Super Cab | Jade all vinyl |
| DU | F100/500(81A) Regular and Super Cab | Tan all vinyl |
| EA | F100/500(81B,E) Regular and Super Cab | Black all vinyl |
| EB | F100/500(81B,E) Regular and Super Cab | Blue all vinyl |
| ED | F100/500(81B,E) Regular and Super Cab | Red all vinyl |
| ER | F100/500(81B,E) Regular and Super Cab | Jade all vinyl |
| EU | F100/500(81B,E) Regular and Super Cab | Tan all vinyl |
| FA | F100/350(Ranger XLT) | Black all vinyl |
| FB | F100/350(Ranger XLT) | Blue all vinyl |
| FD | F100/350(Ranger XLT) | Red all vinyl |
| FR | F100/350(Ranger XLT) | Jade all vinyl |
| FU | F100/350(Ranger XLT) | Tan all vinyl |
| GA | F100/500(81A) | Black all vinyl (heavy duty) with black appointments |
| GN | F100/500(81A) | Black all vinyl (heavy duty) with red appointments |
| GQ | F100/500(81A) | Black all vinyl (heavy duty) with blue appointments |
| G4 | F100/500(81A) | Black all vinyl (heavy duty) with tan appointments |
| G5 | F100/500(81A) | Black all vinyl (heavy duty) with jade appointments |
| HA | F100/500(81B,E) Regular and Super Cab | Black all vinyl (heavy duty) with black appointments |
| HN | F100/500(81B,E) Regular and Super cab | Black all vinyl (heavy duty) with red appointments |
| HQ | F100/500(81B,E) Regular and Super cab | Black all vinyl (heavy duty) with blue appointments |
| H4 | F100/500(81B,E) Regular and Super cab | Black all vinyl (heavy duty) with tan appointments |
| H5 | F100/500(81B,E) Regular and Super cab | Black all vinyl (heavy duty) with jade appointments |
| JA | F100/350(Ranger XLT) | Black all vinyl (heavy duty) with black appointments |
| JN | F100/350(Ranger XLT) | Black all vinyl (heavy duty) with red appointments |
| JQ | F100/350(Ranger XLT) | Black all vinyl (heavy duty) with blue appointments |
| J4 | F100/350(Ranger XLT) | Black all vinyl (heavy duty) with tan appointments |
| J5 | F100/350(Ranger XLT) | Black all vinyl (heavy duty) with jade appointments |
| KU | F100/350(Ranger XLT) Regular Cab | Tan vinyl and tan cloth |
| LA | F100/350(Ranger XLT) | Black all vinyl |
| LB | F100/350(Ranger XLT) | Blue all vinyl |
| LD | F100/350(Ranger XLT) | Red all vinyl |
| LR | F100/350(Ranger XLT) | Jade all vinyl |
| LU | F100/350(Ranger XLT) | Tan all vinyl |
| MB | F100/350(81B) Explorer | Blue vinyl and blue cloth |
| MD | F100/350(81B) Explorer | White vinyl and red cloth with red appointments |

**1973/79
TRUCK SERIES 100/500**

1977 SOFT TRIM TEXT SECTION 1

| BODY TYPE | R/L | PART NUMBER LESS SUFFIX | TRIM CODES, COLORS and APPLICABLE PART NUMBER SUFFIXES | | | | | | | | | | | | | Q T Y |
|---|-----|----------------------------|--|-------------------------------|-----------|------------|-----------|--|--|--|--|-----------------------|-----------------------|-------|---|-------------|
| | | | TRIM CODES | SECOND CHARACTER of TRIM CODE | | | | | | | | ALL CODES BLACK | ALL CODES WHITE | OTHER | | |
| | | | | -B BLUE | -D RED | -R JADE | -U TAN | | | | | | | | | |
| COLORS | | | | | | | | | | | | | | | | |
| 02344-5 PANEL (COWL TRIM) | | | | | | | | | | | | | | | | |
| E100/350 | R | D5UZ 1202344 | B | | | A | | | | | | | D | | 1 | |
| | L | D5UZ 1202345 | B | | | A | | | | | | | D | | 1 | |
| | R | D7UZ 1202344 | | | A | | | | | | | | | | 1 | |
| | L | D7UZ 1202345 | | | A | | | | | | | | | | 1 | |
| F100/350 (81E) "Before Ser. Y00,001" | R | D7TZ 1002344 | A0B | A5D | A9R | A4U | | | | | | | A5A | | 1 | |
| | L | D7TZ 1002345 | A0B | A5D | A9R | A4U | | | | | | | A5A | | 1 | |
| F100/350 (81E) -- w/o integral A/C "From Ser. Y00,001" | R | D7TZ 1002344 | A0B | A5D | A9R | A4U | | | | | | | A5A | | 1 | |
| | L | D7TZ 1002345 | A0B | A5D | A9R | A4U | | | | | | | A5A | | 1 | |
| F100/350 (81E) -- integral A/C "From Ser. Y00,001" | R | D7TZ 1002344 | A0B | A5D | A9R | A4U | | | | | | | A5A | | 1 | |
| | L | D7TZ 1002345 | B0B | B5D | B9R | B4U | | | | | | | B5A | | 1 | |
| 04104 VISOR (LESS ARM and BRACKET) | | | | | | | | | | | | | | | | |
| E100/350 | R/L | D5UZ 1104104 | A | | | C | | | | | | | B | | 2 | |
| | R/L | D7UZ 1104104 | | | A | | | | | | | | | | 2 | |
| F100/350 -- incl. colored pin | R/L | D3TZ 1004104 | E | | | | | | | | | | H | A | 2 | |
| | R/L | D6TZ 1004104 | | C | D | B | | | | | | | | | 2 | |
| F100/350 -- incl. bright pin | R/L | D6TZ 1004104 | | | | A | | | | | | | | | 2 | |
| | R/L | D3TZ 1004104 | E | | | | | | | | | | H | ★ | 2 | |
| F500 | R/L | D6TZ 1004104 | | C | D | B | | | | | | | | | 2 | |
| | R/L | D6TZ 1004104 | | C | D | B | | | | | | | | | 2 | |
| 04282 PAD (INSTRUMENT PANEL) - STUD TYPE | | | | | | | | | | | | | | | | |
| E100/350 -- w/o integral A/C | | D5UZ 2204282 | A | | | C | | | | | | | B | | 1 | |
| | | D7UZ 2204282 | | | A | | | | | | | | | | 1 | |
| | | D5UZ 2204282 | E | | | G | | | | | | | F | | 1 | |
| | | D7UZ 2204282 | | | B | | | | | | | | | | 1 | |
| F100/350 | | D3TZ 1004282 | A | | | | | | | | | | C | | 1 | |
| | | D6TZ 1004282 | | A | C | B | | | | | | | | | 1 | |
| F500 | | D3TZ 5004282 | A | | | | | | | | | | C | | 1 | |
| | | D6TZ 5004282 | | A | | B | | | | | | | | | 1 | |
| | | D7TZ 5004282 | | | A | | | | | | | | | | 1 | |
| 04282 PAD KIT (INSTRUMENT PANEL) - PRESSURE SENSITIVE | | | | | | | | | | | | | | | | |
| E100/350 -- w/o integral A/C | | D8UZ 1104282 | B | | C | D | | | | | | | A | | 1 | |
| | | D8UZ 1104282 | G | | J | K | | | | | | | F | | 1 | |
| 13000-1 CARPET (FRONT FLOOR) | | | | | | | | | | | | | | | | |
| E100/350 | R | D5UZ 1213000 | A | | | B | | | | | | | | | 1 | |
| | R | D7UZ 1213000 | | | A | | | | | | | | B | | 1 | |
| | L | D6UZ 1213001 | A | | | B | | | | | | | | | 1 | |
| | L | D7UZ 1213001 | | | A | | | | | | | | B | | 1 | |
| F100/350 (exc. Super Cab) -- 2/W/D with A/T and 3/M/T -loop pile - shag "Before Ser. 060,001" -cut pile -shag "From Ser. 060,001" | | D7TZ 1013000 | S | P | N | R | | | | | | | M | | 1 | |
| | | D7TZ 1013000 | W | T | L | U | | | | | | | V | | 1 | |
| | | D7TZ 1013000 | AS | AP | AN | AR | | | | | | | AM | | 1 | |
| | | D7TZ 1013000 | AW | AT | AL | AU | | | | | | | AV | | 1 | |

**1973/79
TRUCK SERIES 100/500**

| BODY TYPE | R/L | PART NUMBER LESS SUFFIX | TRIM CODES, COLORS and APPLICABLE PART NUMBER SUFFIXES | | | | | | | | | | | | | Q T Y |
|---|-----|----------------------------|--|-----|------|-------------------------------|---|--|--|--|--|--------------|--------------|-------|----|-------------|
| | | | TRIM CODES | | | SECOND CHARACTER of TRIM CODE | | | | | | ALL CODES | ALL CODES | OTHER | | |
| | | | -B | -D | -R | -U | | | | | | | | | | |
| COLORS | | | BLUE | RED | JADE | TAN | | | | | | | | | | |
| 13042-3 MAT or CARPET (AUXILIARY FLOOR WHEELHOUSE COVER) | | | | | | | | | | | | | | | | |
| E100/350 -- mat | R | D5UZ 2213042 | | B | | | C | | | | | | A | | 1 | |
| | R | D7UZ 2213042 | | | | A | | | | | | | | | 1 | |
| -- carpet | L | D5UZ 2213043 | | B | | | C | | | | | | A | | 1 | |
| | L | D7UZ 2213043 | | | | A | | | | | | | | | 1 | |
| | R | D5UZ 2213042 | | E | | | F | | | | | | | | 1 | |
| | R | D7UZ 2213042 | | | | C | | | | | | | | | 1 | |
| | L | D5UZ 2213043 | | E | | | F | | | | | | | | 1 | |
| | L | D7UZ 2213043 | | | | C | | | | | | | | | 1 | |
| 13046 CARPET (REAR FLOOR) | | | | | | | | | | | | | | | | |
| E100/350 (82C) | | D6UZ 2213046 | | A | | | B | | | | | | | | 1 | |
| -- 138"W/B | | D7UZ 2213046 | | | | A | | | | | | | | | 1 | |
| E100/350 -- 124"W/B | | D7UZ 1113046 | | B | | A | C | | | | | | D | | 1 | |
| E250/350 (Cutaway Cab) | | D5UZ 3313046 | | D | | | E | | | | | | | | 1 | |
| -- w/insulation | | D7UZ 3313046 | | | | A | | | | | | | | | 1 | |
| F250/350 (Crew Cab) | | D6TZ 2513046 | | B | D | | E | | | | | | A | | 1 | |
| | | D7TZ 2513046 | | | | A | | | | | | | | | 1 | |
| 13054 MAT (REAR FLOOR FRONT) | | | | | | | | | | | | | | | | |
| E100/350 | | D6UZ 2213054 | | B | | | C | | | | | | A | | 1 | |
| | | D7UZ 2213054 | | | | A | | | | | | | | | 1 | |
| E250/350 (Cutaway Cab) | | D5UZ 3313054 | | B | | | C | | | | | | | | 1 | |
| | | D7UZ 3313054 | | | | B | | | | | | | A | | 1 | |
| F250/350 (Crew Cab) | | D6HZ 2513054 | | | | | | | | | | | A | | 1 | |
| -- w/o integral A/C | | | | | | | | | | | | | | | | |
| -- integral A/C | | D3TZ 2513054 | | | | | | | | | | | B | | 1 | |
| 13074-5 MAT (REAR FLOOR SIDE STEP) | | | | | | | | | | | | | | | | |
| F250/350 (Crew Cab) | R | D4TZ 2513074 | | | | | | | | | | | A | | 1 | |
| | L | D4TZ 2513075 | | | | | | | | | | | A | | 1 | |
| 13086 MAT (FRONT FLOOR) | | | | | | | | | | | | | | | | |
| Notes: ▲ Brown, † Green, ‡ Gold | | | | | | | | | | | | | | | | |
| F100/500 | | D9TZ 8113086 | | B | C | | | | | | | | A | ▲ D | 1 | |
| TWIN (Incl. carpet insert) | | | | | | | | | | | | | | | | |
| F100/350 | | D3AZ 6513086 | | | B | | | | | | | | A | | 1 | |
| "Before Ser. 060,001" | | D4AZ 6513086 | | C | | | | | | | | | | ▲ A | 1 | |
| | | D5AZ 6013086 | | | | | | | | | | | | † A | 1 | |
| | | D5AZ 6013086 | | | | | | | | | | | | ‡ B | 1 | |
| F100/350 | | D7AZ 5313086 | | D | G | A | J | | | | | | K | ▲ F | 1 | |
| "From Ser. 060,001" | | | | | | | | | | | | | | | | |
| 13174 FILLER (REAR FLOOR MAT FRONT) | | | | | | | | | | | | | | | | |
| E100/250 (82) | | D5UZ 1613174 | | | | | | | | | | | A | | AR | |
| 13182 MAT (REAR FLOOR REAR) | | | | | | | | | | | | | | | | |
| E100/350 | | D5UZ 2213182 | | B | | | C | | | | | | A | | 1 | |
| | | D7UZ 2213182 | | | | A | | | | | | | | | 1 | |
| 20104-5 COMPARTMENT (DOOR TRIM PANEL MAP) | | | | | | | | | | | | | | | | |
| F100/350 | R | D7TZ 1020104 | | | | | A | | | | | | | | 1 | |
| | L | D7TZ 1020105 | | | | | A | | | | | | | | 1 | |
| | | 385188-S | (H-8-ND)-clip | | | | | | | | | | | | 6 | |

1973/79
TRUCK SERIES 100/500

| BODY TYPE | R/L | PART NUMBER LESS SUFFIX | TRIM CODES, COLORS and APPLICABLE PART NUMBER SUFFIXES | | | | | | | | | | | | QTY |
|---|--------------|----------------------------|--|-----|------|-----|-----|----|-------------------------------|-----|-----------|-----------|-------|---|-----|
| | | | TRIM CODES | | | | | | SECOND CHARACTER of TRIM CODE | | ALL CODES | ALL CODES | OTHER | | |
| | | | -B | -D | -R | -U | | | | | BLACK | WHITE | | | |
| | | | BLUE | RED | JADE | TAN | | | | | | | | | |
| 23892-3 PANEL (DOOR TRIM CENTER INSERT) | | | | | | | | | | | | | | | |
| F100/350 | R | D7TZ 1023892 | | C | B | D | E | | | | | A | | 1 | |
| | L | D7TZ 1023893 | | C | B | D | E | | | | | A | | 1 | |
| 23942-3 PANEL (FRONT DOOR TRIM) | | | | | | | | | | | | | | | |
| E100/350 -- w/o carpeting and wood grain insert | R | D5UZ 2223942 | | ABB | | | ABU | | | | | | | 1 | |
| | L | D5UZ 2223943 | | ABB | | | ABU | | | | | | | 1 | |
| | R | D7UZ 2223942 | | | | ABR | | | | | | ABA | | 1 | |
| | L | D7UZ 2223943 | | | | ABR | | | | | | ABA | | 1 | |
| | R | D5UZ 2223942 | | BCB | | | BCU | | | | | | | 1 | |
| | L | D5UZ 2223943 | | BCB | | | BCU | | | | | | | 1 | |
| -- w/carpeting and wood grain insert | R | D7UZ 2223942 | | | | BCR | | | | | | BLA | | 1 | |
| | L | D7UZ 2223943 | | | | BCR | | | | | | BLA | | 1 | |
| | L | D7UZ 2223943 | | | | BCR | | | | | | BLA | | 1 | |
| BODY TYPE | R/L | PART NUMBER LESS SUFFIX | TRIM CODES AND APPLICABLE PART NUMBER SUFFIXES | | | | | | | | | | | | QTY |
| 23942-3 PANEL (FRONT DOOR TRIM) -- Cont'd | | | | | | | | | | | | | | | |
| E100/350 | | | Listed by color at the beginning of this group | | | | | | | | | | | | |
| | | | TRIM CODES | AA | AB | AD | AR | AU | BA | BB | BD | BR | BU | | |
| F100/350 | R | D4TZ 1023942 | | D | | | | | | | | | | 1 | |
| | L | D4TZ 1023943 | | D | | | | * | | | | | | 1 | |
| | R | D8TZ 1023942 | F9A | | | F8R | | | | | | | | 1 | |
| | L | D8TZ 1023943 | F9A | | | F8R | | | | | | | | 1 | |
| | R | D5TZ 1023942 | | | | | F | | | | | | | 1 | |
| | R | D6TZ 1023942 | | | A | | | H | G | B | | C | | 1 | |
| | L | D6TZ 1023943 | | | A | | | H | G | B | | C | | 1 | |
| | R | D7TZ 1023942 | | | | | | | | | | B | | 1 | |
| L | D7TZ 1023943 | | | | | | | | | | B | | 1 | | |
| | | | TRIM CODES | CA | CB | CD | CR | CU | DA | DB | DD | DR | DU | | |
| F100/350 | R | D4TZ 1023942 | CCA | | | | | | | D | | | | 1 | |
| | L | D4TZ 1023943 | | | | | | | | D | | | | 1 | |
| | R | D5TZ 1023942 | | C5B | | | | | | | | F | | 1 | |
| | L | D5TZ 1023943 | C9A | C5B | | | | | | | | * | | 1 | |
| | R | D6TZ 1023942 | | | D | | E | | | A | | | | 1 | |
| | L | D6TZ 1023943 | | | D | | E | | | A | | | | 1 | |
| | R | D7TZ 1023942 | | | | A | | | | | | | | 1 | |
| | L | D7TZ 1023943 | | | | A | | | | | | | | 1 | |
| R | D8TZ 1023942 | | | | | | F9A | | | | F8R | | 1 | | |
| L | D8TZ 1023943 | | | | | | F9A | | | | F8R | | 1 | | |
| | | | TRIM CODES | EA | EB | ED | ER | EU | FA | FB | FD | FR | FU | | |
| F100/350 | R | D5TZ 1023942 | | | | | | | | C5B | | | | 1 | |
| | L | D5TZ 1023943 | | | | | | | C9A | C5B | | | | 1 | |
| | R | D6TZ 1023942 | H | G | B | | C | | | | D | | E | 1 | |
| | L | D6TZ 1023943 | H | G | B | | C | | | | D | | E | 1 | |
| | R | D7TZ 1023942 | | | | B | | | | | | A | | 1 | |
| | L | D7TZ 1023943 | | | | B | | | | | | A | | 1 | |
| R | D4TZ 1023942 | | | | | | CCA | | | | | | 1 | | |

1973/79
TRUCK SERIES 100/500

| BODY TYPE | R/L | PART NUMBER LESS SUFFIX | TRIM CODES AND APPLICABLE PART NUMBER SUFFIXES | | | | | | | | | | | | | QTY | | |
|--|--------------|----------------------------|--|-----|-----|-----|-----|----|----|----|----|----|---|--|--|-----|---|---|
| 23942-3 PANEL (FRONT DOOR TRIM) — Cont'd | | | TRIM CODES ▶ | | | | | | | | | | | | | | | |
| | | | GA | GN | GQ | G4 | G5 | HA | HN | HQ | H4 | H5 | | | | | | |
| F100/350 | R | D4TZ 1023942 | | | D | | | | | | | | | | | | | 1 |
| | L | D4TZ 1023943 | | | D | | | | | | | | | | | | | 1 |
| | R | D6TZ 1023942 | | A | | | | H | B | G | C | | | | | | | 1 |
| | L | D6TZ 1023943 | | A | | ★ | | H | B | G | C | | | | | | | 1 |
| | R | D5TZ 1023942 | | | | F | | | | | | | | | | | | 1 |
| | R | D7TZ 1023942 | | | | | | | | | | | B | | | | | 1 |
| | L | D7TZ 1023943 | | | | | | | | | | | B | | | | | 1 |
| | R | D8TZ 1023942 | F9A | | | | F8R | | | | | | | | | | | 1 |
| L | D8TZ 1023943 | F9A | | | | F8R | | | | | | | | | | | 1 | |
| | | | TRIM CODES ▶ | | | | | | | | | | | | | | | |
| | | | JA | JN | JQ | J4 | J5 | | | | | | | | | | | |
| F100/350 | R | D5TZ 1023942 | | | C5B | | | | | | | | | | | | | 1 |
| | L | D5TZ 1023943 | C9A | | C5B | | | | | | | | | | | | | 1 |
| | R | D4TZ 1023942 | CCA | | | | | | | | | | | | | | | 1 |
| | R | D6TZ 1023942 | | D | | E | | | | | | | | | | | | 1 |
| | L | D6TZ 1023943 | | D | | E | | | | | | | | | | | | 1 |
| | R | D7TZ 1023942 | | | | | A | | | | | | | | | | | 1 |
| | L | D7TZ 1023943 | | | | | A | | | | | | | | | | | 1 |
| | | | TRIM CODES ▶ | | | | | | | | | | | | | | | |
| | | | KU | LA | LB | LD | LR | LU | | | | | | | | | | |
| F100/350 | R | D5TZ 1023942 | | | C5B | | | | | | | | | | | | | 1 |
| | L | D5TZ 1023943 | | C9A | C5B | | | | | | | | | | | | | 1 |
| | R | D4TZ 1023942 | | CCA | | | | | | | | | | | | | | 1 |
| | R | D6TZ 1023942 | F | | | D | | E | | | | | | | | | | 1 |
| | L | D6TZ 1023943 | F | | | D | | E | | | | | | | | | | 1 |
| | R | D7TZ 1023942 | | | | | A | | | | | | | | | | | 1 |
| | L | D7TZ 1023943 | | | | | A | | | | | | | | | | | 1 |
| | | | TRIM CODES ▶ | | | | | | | | | | | | | | | |
| | | | MB | MD | MU | NB | ND | NU | | | | | | | | | | |
| F100/350 w/o white insert | R | D5TZ 1023942 | C5B | | | C5B | | | | | | | | | | | | 1 |
| | L | D5TZ 1023943 | C5B | | | C5B | | | | | | | | | | | | 1 |
| | R | D6TZ 1023942 | | D | E | | D | E | | | | | | | | | | 1 |
| | L | D6TZ 1023943 | | D | E | | D | E | | | | | | | | | | 1 |
| | R | D7TZ 1023942 | C | D | E | C | D | E | | | | | | | | | | 1 |
| | L | D7TZ 1023943 | C | D | E | C | D | E | | | | | | | | | | 1 |
| | | | TRIM CODES ▶ | | | | | | | | | | | | | | | |
| | | | QA | QB | QD | QR | QU | | | | | | | | | | | |
| F100/350 | R | D6TZ 1023942 | H | G | B | | C | | | | | | | | | | | 1 |
| | L | D6TZ 1023943 | H | G | B | | C | | | | | | | | | | | 1 |
| | R | D7TZ 1023942 | | | | B | | | | | | | | | | | | 1 |
| | L | D7TZ 1023943 | | | | B | | | | | | | | | | | | 1 |
| | | | TRIM CODES ▶ | | | | | | | | | | | | | | | |
| | | | PA | | | | | | | | | | | | | | | |
| F100/350 "Before Ser. Y00,001" | R | D7TZ 1023942 | G | | | | | | | | | | | | | | | 1 |
| | L | D7TZ 1023943 | G | | | | | | | | | | | | | | | 1 |
| "From Ser. Y00,001" | R | D8TZ 1023942 | D3P | | | | | | | | | | | | | | | 1 |
| | L | D7TZ 1023943 | H | | | | | | | | | | | | | | | 1 |

1973/79
TRUCK SERIES 100/500

| BODY TYPE | R/L | PART NUMBER LESS SUFFIX | TRIM CODES AND APPLICABLE PART NUMBER SUFFIXES | | | | | | | | | | | | | QTY | | |
|--------------------------|--------------|--|--|-----|-----|-----|-----|-----|-----|-----|-----------|-----------|-------|--|--|-----|----|---|
| 23942-3 | | PANEL (FRONT DOOR TRIM) — Cont'd | | | | | | | | | | | | | | | | |
| | | | TRIM CODES | | | | | | | | | | | | | | | |
| | | | AA | DA | DB | DD | DR | DU | EA | EB | ED | ER | EU | | | | | |
| F500 | R | D4TZ 1023942 | | | D | | | | | | | | | | | | 1 | |
| | L | D4TZ 1023943 | | | D | | | | | | | | | | | | 1 | |
| | R | D5TZ 1023942 | | | | | | F | | | | | | | | | 1 | |
| | R | D6TZ 1023942 | | | | A | | | H | G | B | | C | | | | 1 | |
| | L | D6TZ 1023943 | | | | A | | ★ | H | G | B | | C | | | | 1 | |
| | R | D7TZ 1023942 | | | | | B | | | | | | B | | | | 1 | |
| | L | D7TZ 1023943 | | | | | B | | | | | | B | | | | 1 | |
| | R | D8TZ 1023942 | F9A | F9A | | | | | | | | | | | | | | 1 |
| L | D8TZ 1023943 | F9A | F9A | | | | | | | | | | | | | | 1 | |
| | | | TRIM CODES | | | | | | | | | | | | | | | |
| | | | GA | GN | GQ | G4 | G5 | HA | HN | HQ | H4 | H5 | | | | | | |
| F500 | R | D4TZ 1023942 | | | D | | | | | | | | | | | | 1 | |
| | L | D4TZ 1023943 | | | D | | | | | | | | | | | | 1 | |
| | R | D5TZ 1023942 | | | | | F | | | | | | | | | | 1 | |
| | R | D6TZ 1023942 | | A | | | | | H | B | G | C | | | | | 1 | |
| | L | D6TZ 1023943 | | A | | ★ | | | H | B | G | C | | | | | 1 | |
| | R | D7TZ 1023942 | | | | | B | | | | | | B | | | | 1 | |
| | L | D7TZ 1023943 | | | | | B | | | | | | B | | | | 1 | |
| | R | D8TZ 1023942 | F9A | | | | | | | | | | | | | | | 1 |
| L | D8TZ 1023943 | F9A | | | | | | | | | | | | | | | 1 | |
| BODY TYPE | R/L | PART NUMBER LESS SUFFIX | TRIM CODES, COLORS and APPLICABLE PART NUMBER SUFFIXES | | | | | | | | | | | | | QTY | | |
| | | | TRIM CODES | | | | | | | | | | | | | | | |
| | | | SECOND CHARACTER of TRIM CODE | | | | | | | | ALL CODES | ALL CODES | OTHER | | | | | |
| | | | -B | -D | -R | -U | | | | | | | | | | | | |
| | | | COLORS | | | | | | | | BLACK | WHITE | | | | | | |
| 24140-1 | | REST (FRONT DOOR ARM) | | | | | | | | | | | | | | | | |
| E100/350 -- door | R | D3UZ 1124140 | | C | | | | | | | | | D | | | | 1 | |
| | L | D3UZ 1124141 | | C | | | | | | | | | D | | | | 1 | |
| | R | D5UZ 1124140 | | | | | B | | | | | | | | | | 1 | |
| | L | D8UZ 1124141 | | | | | B | | | | | | | | | | 1 | |
| | R | D7UZ 1124140 | | | | A9R | | | | | | | | | | | 1 | |
| | L | D7UZ 1124141 | | | | A9R | | | | | | | | | | | 1 | |
| E150/250 (82) -- quarter | | D5FZ 6224140 | | L | | | M | | | | | | | | | | AR | |
| | | D7UZ 2224140 | | | | A9R | | | | | | | | | | | AR | |
| F100/350 | R | D3TZ 1024140 | | J | | | | | | | | | E | | | | 1 | |
| | L | D3TZ 1024141 | | J | | | | | | | | | E | | | | 1 | |
| | R | D4TZ 1024140 | | | | | A | | | | | | | | | | 1 | |
| | L | D4TZ 1024141 | | | | | A | | | | | | | | | | 1 | |
| | R | D6TZ 1024140 | | | B | A | | | | | | | | | | | 1 | |
| | L | D6TZ 1024141 | | | B | A | | | | | | | | | | | 1 | |
| BODY TYPE | R/L | PART NUMBER LESS SUFFIX | DESCRIPTION | | | | | | | | | | | | | QTY | | |
| 24346-7 | | PANEL (CENTER BODY PILLAR INSIDE FINISH) | | | | | | | | | | | | | | | | |
| F250/350 (Crew Cab) | R | D7TZ 2524346-A | Paint to match | | | | | | | | | | | | | 1 | | |
| | L | D7TZ 2524347-A | Paint to match | | | | | | | | | | | | | 1 | | |
| BODY TYPE | R/L | PART NUMBER LESS SUFFIX | TRIM CODES AND APPLICABLE PART NUMBER SUFFIXES | | | | | | | | | | | | | QTY | | |
| 27406-7 | | PANEL (REAR DOOR TRIM) | | | | | | | | | | | | | | | | |
| | | | TRIM CODES | | | | | | | | | | | | | | | |
| | | | AA | AB | AD | AR | AU | BA | BB | BD | BR | BU | | | | | | |
| F250/350 | R | D5TZ 2527406 | A9A | A5B | A5D | | A2U | B9A | B5B | B5D | | B2U | | | | | 1 | |
| | L | D5TZ 2527407 | ★ | A5B | A5D | | A2U | B9A | B5B | B5D | | B2U | | | | | 1 | |
| | R | D7TZ 2527406 | | | | A8R | | | | | | B8A | | | | | 1 | |
| | L | D7TZ 2527407 | | | | A8R | | | | | | B8A | | | | | 1 | |

**1973/79
TRUCK SERIES 100/500**

| BODY TYPE | R/L | PART NUMBER LESS SUFFIX | TRIM CODES AND APPLICABLE PART NUMBER SUFFIXES | | | | | | | | | | | | | QTY | |
|---|-----|----------------------------|--|-----|-----|-----|-----|-----|-----|-----|-----|-----|-----|-----|-----|-----|---|
| 27406-7 | | | PANEL (REAR DOOR TRIM) — Cont'd | | | | | | | | | | | | | | |
| | | | TRIM CODES ▶ | | | | | | | | | | | | | | |
| | | | CA | CB | CD | CR | CU | DA | DB | DD | DR | DU | | | | | |
| F250/350 | R | D5TZ 2527406 | A9A | A5B | A5D | | A2U | B9A | B5B | B5D | | B2U | | | | | 1 |
| | L | D5TZ 2527407 | ★ | A5B | A5D | | A2U | B9A | B5B | B5D | | B2U | | | | | 1 |
| | R | D7TZ 2527406 | | | | A8R | | | | | | B8A | | | | | 1 |
| | L | D7TZ 2527407 | | | | A8R | | | | | | B8A | | | | | 1 |
| | | | TRIM CODES ▶ | | | | | | | | | | | | | | |
| | | | EA | EB | ED | ER | EU | FA | FB | FD | FR | FU | | | | | |
| F250 | R | D5TZ 2527406 | A9A | A5B | A5D | | A2U | B9A | B5B | B5D | | B2U | | | | | 1 |
| | L | D5TZ 2527407 | ★ | A5B | A5D | | A2U | B9A | B5B | B5D | | B2U | | | | | 1 |
| | R | D7TZ 2527406 | | | | A8R | | | | | | B8A | | | | | 1 |
| | L | D7TZ 2527407 | | | | A8R | | | | | | B8A | | | | | 1 |
| 27411 | | | PANEL (BODY SIDE DOOR TRIM) — Also refer to groups 274A66 and 27472 | | | | | | | | | | | | | | |
| Notes: | | | \$ Not required | | | | | | | | | | | | | | |
| | | | TRIM CODES ▶ | | | | | | | | | | | | | | |
| | | | AA | AB | AR | AU | BB | BR | BU | CB | CR | CU | DB | DR | DU | | |
| E100/350 -- w/hinged doors -front | | D7UZ 1227411 | \$ | \$ | \$ | \$ | ABB | ABR | ABU | BCB | BCR | BCU | BCB | BCR | BCU | | 1 |
| -rear | | D7UZ 1227419 | \$ | \$ | \$ | \$ | ABB | ABR | ABU | BCB | BCR | BCU | BCB | BCR | BCU | | 1 |
| | | | TRIM CODES ▶ | | | | | | | | | | | | | | |
| | | | FB | FR | FU | GB | GR | GU | HB | HR | HU | JB | JR | JU | | | |
| E100/350 -- w/hinged doors -front | | D7UZ 1227411 | ABB | ABR | ABU | BCB | BCR | BCU | BCB | BCR | BCU | ABB | ABR | ABU | | | 1 |
| -rear | | D7UZ 1227419 | ABB | ABR | ABU | BCB | BCR | BCU | BCB | BCR | BCU | ABB | ABR | ABU | | | 1 |
| | | | TRIM CODES ▶ | | | | | | | | | | | | | | |
| | | | NB | NR | NU | PB | PR | PU | | | | | | | | | |
| E100/350 -- w/hinged doors -front | | D7UZ 1227411 | BCB | BCR | BCU | BCB | BCR | BCU | | | | | | | | | 1 |
| -rear | | D7UZ 1227419 | BCB | BCR | BCU | BCB | BCR | BCU | | | | | | | | | 1 |
| | | | TRIM CODES ▶ | | | | | | | | | | | | | | |
| | | | AA | AB | AR | AU | BB | BR | BU | CB | CR | CU | DB | DR | DU | | |
| E100/350 -- w/sliding door | | D5UZ 2227411 | \$ | \$ | \$ | \$ | ★ | | ABU | ★ | | BCU | BCU | | BCU | | 1 |
| | | D7UZ 2227411 | \$ | \$ | \$ | \$ | | ABR | | | BCR | | | BCR | | | 1 |
| | | | TRIM CODES ▶ | | | | | | | | | | | | | | |
| | | | FB | FR | FU | GB | GR | GU | HB | HR | HU | JB | JR | JU | | | |
| E100/350 -- w/sliding door | | D5UZ 2227411 | ★ | | ABU | ★ | | BCU | ★ | | BCU | ★ | | ABU | | | 1 |
| | | D7UZ 2227411 | | ABR | | | BCR | | | BCR | | | ABR | | | | 1 |
| | | | TRIM CODES ▶ | | | | | | | | | | | | | | |
| | | | NB | NR | NU | PB | PR | PU | | | | | | | | | |
| E100/350 -- w/sliding doors | | D5UZ 2227411 | ★ | | BCU | ★ | | BCU | | | | | | | | | 1 |
| | | D7UZ 2227411 | | BCR | | | BCR | | | | | | | | | | 1 |
| 27419 | | | Refer to group 27411 | | | | | | | | | | | | | | |
| BODY TYPE | R/L | PART NUMBER | DESCRIPTION | | | | | | | | | | | | | QTY | |
| 274A66 | | | PANEL (BODY SIDE DOOR LOWER TRIM) | | | | | | | | | | | | | | |
| E100/350 -- w/ sliding door | | D5UZ 11274A66-A | Gray | | | | | | | | | | | | | 1 | |

| BODY TYPE | R/L | PART NUMBER | DESCRIPTION | | | | | | | | | | QTY | |
|--|-----|----------------------------|--|-----|------|-----|--------------|--------------|-------|--|---|--|--------|---|
| 274A66 | | | | | | | | | | | | | | |
| PANEL (BODY SIDE DOOR LOWER TRIM) — Cont'd | | | | | | | | | | | | | | |
| E100/350 -- w/ sliding door | | D7UZ 11274A66-A | Wood grain | | | | | | | | | | 1 | |
| -- w/hinged door -front | | D7UZ 1127411-A | Wood grain | | | | | | | | | | 1 | |
| -rear | | D7UZ 1127419-A | Wood grain | | | | | | | | | | 1 | |
| 27472 | | | | | | | | | | | | | | |
| PANEL (BODY SIDE DOOR UPPER TRIM) | | | | | | | | | | | | | | |
| E100/350 -- w/ sliding door | | D5UZ 1127472-A | Gray | | | | | | | | | | 1 | |
| -- w/hinged door -front and rear | | D5UZ 1127472-B | Gray | | | | | | | | | | 2 | |
| E100/350 -- w/ sliding door | | D7UZ 1127472-B | Wood grain | | | | | | | | | | 1 | |
| -- hinged door -front and rear | | D7UZ 1127472-A | Wood grain | | | | | | | | | | 2 | |
| BODY TYPE | R/L | PART NUMBER LESS SUFFIX | TRIM CODES, COLORS and APPLICABLE PART NUMBER SUFFIXES | | | | | | | | | | Q T | |
| | | TRIM CODES ▶ | SECOND CHARACTER of TRIM CODE | | | | ALL CODES | ALL CODES | OTHER | | | | | Y |
| | | COLORS ▶ | -B | -D | -R | -U | | | | | | | | |
| | | | BLUE | RED | JADE | TAN | | | | | | | | |
| 278D06-7 | | | | | | | | | | | | | | |
| PAD (BODY REAR CORNER PANEL INNER) | | | | | | | | | | | | | | |
| F100/350 (Super Cab) | R | D6TZ 13278D06 | B | F | E | D | | | | | A | | 1 | |
| | L | D6TZ 13278D07 | B | F | E | D | | | | | A | | 1 | |
| 278D12-3 | | | | | | | | | | | | | | |
| PANEL (BODY REAR CORNER TRIM) | | | | | | | | | | | | | | |
| F100/350 (Super Cab) -- w/forward facing seat -- w/hole for restraint system "Before Ser. X80,001" | R | D6TZ 13278D12 | | | | | | | | | A | | 1 | |
| | L | D6TZ 13278D13 | | | | | | | | | A | | 1 | |
| | R | D7TZ 13278D12 | E | F | A | G | | | | | | | 1 | |
| | L | D7TZ 13278D13 | E | F | C | G | | | | | | | 1 | |
| F100/350 (Super Cab) -- w/side facing seats -- w/o hole for restraint system "Before Ser. X80,001" | R | D6TZ 13278D12 | | | | | | | | | E | | 1 | |
| | L | D6TZ 13278D13 | | | | | | | | | E | | 1 | |
| | R | D7TZ 13278D12 | E | F | C | G | | | | | | | 1 | |
| | L | D7TZ 13278D13 | E | F | B | G | | | | | | | 1 | |
| F100/350 (Super Cab) -- w/forward facing seat -- with or w/o hole for restraint system "From Ser. X80,001" | R | D7TZ 13278D12 | E | F | C | G | | | | | D | | 1 | |
| | L | D7TZ 13278D13 | E | F | C | G | | | | | D | | 1 | |
| 278C40 | | | | | | | | | | | | | | |
| SHIELD (FUEL FILLER HOUSING) | | | | | | | | | | | | | | |
| E100/250 (82) -- 138" W/B | | D5UZ 22278C40 | A | | | B | | | | | | | 1 | |
| | | D7UZ 22278C40 | | | A | | | | | | B | | 1 | |
| BODY TYPE | R/L | PART NUMBER | DESCRIPTION | | | | | | | | | | QTY | |
| 31006-7 | | | | | | | | | | | | | | |
| PANEL (BODY SIDE REAR CORNER UPPER TRIM) | | | | | | | | | | | | | | |
| E100/350 (89A,B) | R | D5UZ 1131006-A | Gray | | | | | | | | | | 1 | |
| | L | D5UZ 1131007-A | Gray | | | | | | | | | | 1 | |
| E100/350 -- | R | D7UZ 1131006-A | Wood grain | | | | | | | | | | 1 | |
| "Before Ser. Y80,001" | L | D7UZ 1131007-A | Wood grain | | | | | | | | | | 1 | |
| "From Ser. Y80,001" | R | D8UZ 1131006-A | Wood grain | | | | | | | | | | 1 | |
| | L | D8UZ 1131007-A | Wood grain | | | | | | | | | | 1 | |

**1973/79
TRUCK SERIES 100/500**

| BODY TYPE | R/L | PART NUMBER LESS SUFFIX | TRIM CODES AND APPLICABLE PART NUMBER SUFFIXES | | | | | | | | | | | | | QTY | | |
|---|-----|------------------------------|--|-----|-----|-----|-----|-----|-----|-----|-----|-----|-----|-----|-----|-----|--|---|
| 31025 | | PANEL (BODY SIDE FRONT TRIM) | | | | | | | | | | | | | | | | |
| Notes: | | \$ Not required | | | | | | | | | | | | | | | | |
| | | | TRIM CODES ▶ | AA | AB | AR | AU | BB | BR | BU | CB | CR | CU | DB | DR | DU | | |
| E100/350 -- w/o integral A/C | L | D5UZ 2231025 | \$ | \$ | \$ | \$ | ABB | | ABU | ★ | | BCU | ★ | | BCU | | | 1 |
| | L | D7UZ 2231025 | \$ | \$ | \$ | \$ | | ABR | | | BCR | | | | BCR | | | 1 |
| | | | TRIM CODES ▶ | FB | FR | FU | GB | GR | GU | HB | HR | HU | JB | JR | JU | | | |
| E100/350 -- w/o integral A/C | L | D5UZ 2231025 | ABB | | ABU | ★ | | BCU | ★ | | BCU | ABB | | ABU | | | | 1 |
| | L | D7UZ 2231025 | | ABR | | | BCR | | | BCR | | | ABR | | | | | 1 |
| | | | TRIM CODES ▶ | NB | NR | NU | PB | PR | PU | | | | | | | | | |
| E100/350 -- w/o integral A/C | L | D5UZ 2231025 | ★ | | BCU | ★ | | BCU | | | | | | | | | | 1 |
| | L | D7UZ 2231025 | | BCR | | | BCR | | | | | | | | | | | 1 |
| 31035-6 | | PANEL (BODY SIDE REAR TRIM) | | | | | | | | | | | | | | | | |
| Notes: | | \$ Not required | | | | | | | | | | | | | | | | |
| | | | TRIM CODES ▶ | AA | AB | AR | AU | BB | BR | BU | CB | CR | CU | DB | DR | DU | | |
| E100/350 -- w/o integral A/C and w/o aux. fuel tank | R | D5UZ 2231036 | \$ | \$ | \$ | \$ | ★ | | ABU | ★ | | BCU | ★ | | BCU | | | 1 |
| | L | D5UZ 2231035 | \$ | \$ | \$ | \$ | ABB | | ABU | DCB | | DCU | DCB | | DCU | | | 1 |
| | R | D7UZ 2231036 | \$ | \$ | \$ | \$ | | ABR | | | BCR | | | | BCR | | | 1 |
| | L | D7UZ 2231035 | \$ | \$ | \$ | \$ | | ABR | | | DCR | | | | DCR | | | 1 |
| | | | TRIM CODES ▶ | FB | FR | FU | GB | GR | GU | HB | HR | HU | JB | JR | JU | | | |
| E100/350 -- w/o integral A/C and w/o aux. fuel tank | R | D5UZ 2231036 | ★ | | ABU | ★ | | BCU | ★ | | BCU | ★ | | ABU | | | | 1 |
| | L | D5UZ 2231035 | ABB | | ABU | DCB | | DCU | DCB | | DCU | ABB | | ABU | | | | 1 |
| | R | D7UZ 2231036 | | ABR | | | BCR | | | BCR | | | ABR | | | | | 1 |
| | L | D7UZ 2231035 | | ABR | | | DCR | | | DCR | | | ABR | | | | | 1 |
| | | | TRIM CODES ▶ | NB | NR | NU | PB | PR | PU | | | | | | | | | |
| E100/350 -- w/o integral A/C and w/o aux. fuel tank | R | D5UZ 2231036 | ★ | | BCU | ★ | | BCU | | | | | | | | | | 1 |
| | L | D5UZ 2231035 | DCB | | DCU | DCB | | DCU | | | | | | | | | | 1 |
| | R | D7UZ 2231036 | | BCR | | | BCR | | | | | | | | | | | 1 |
| | L | D7UZ 2231035 | | DCR | | | DCR | | | | | | | | | | | 1 |
| | | | TRIM CODES ▶ | AA | AB | AR | AU | BB | BR | BU | CB | CR | CU | DB | DR | DU | | |
| E100/350 -- w/o integral A/C and w/aux. fuel tank | R | D5UZ 2231036 | \$ | \$ | \$ | \$ | ★ | | ABU | ★ | | BCU | ★ | | BCU | | | 1 |
| | L | D5UZ 2231035 | \$ | \$ | \$ | \$ | BBB | | BBU | ECB | | ECU | ECB | | ECU | | | 1 |
| | R | D7UZ 2231036 | \$ | \$ | \$ | \$ | | ABR | | | BCR | | | | BCR | | | 1 |
| | L | D7UZ 2231035 | \$ | \$ | \$ | \$ | | BBR | | | ECR | | | | ECR | | | 1 |
| | | | TRIM CODES ▶ | FB | FR | FU | GB | GR | GU | HB | HR | HU | JB | JR | JU | | | |
| E100/350 -- w/o integral A/C and w/aux. fuel tank | R | D5UZ 2231036 | ★ | | ABU | ★ | | BCU | ★ | | BCU | ★ | | ABU | | | | 1 |
| | L | D5UZ 2231035 | BBB | | BBU | ECB | | ECU | ECB | | ECU | BBB | | BBU | | | | 1 |
| | R | D7UZ 2231036 | | ABR | | | BCR | | | BCR | | | ABR | | | | | 1 |
| | L | D7UZ 2231035 | | BBR | | | ECR | | | ECR | | | BBR | | | | | 1 |

1973/79
TRUCK SERIES 100/500

| BODY TYPE | R/L | PART NUMBER LESS SUFFIX | TRIM CODES AND APPLICABLE PART NUMBER SUFFIXES | | | | | | | | | | | | | | QTY | |
|---|-----|--------------------------------------|--|-----|-----|-----|-----|-----|-----|-----|-----|-----|-----|-----|-----|--|-----|---|
| 31035-6 | | PANEL (BODY SIDE REAR TRIM) — Cont'd | | | | | | | | | | | | | | | | |
| Notes: | | \$ Not required | | | | | | | | | | | | | | | | |
| | | TRIM CODES ▶ | | | | | | | | | | | | | | | | |
| E100/350 -- w/o integral A/C and w/aux. fuel tank | R | D5UZ 2231036 | ★ | | BCU | ★ | | BCU | | | | | | | | | | 1 |
| | L | D5UZ 2231035 | ECB | | ECU | ECB | | ECU | | | | | | | | | | 1 |
| | R | D7UZ 2231036 | | BCR | | | BCR | | | | | | | | | | | 1 |
| | L | D7UZ 2231035 | | ECR | | | ECR | | | | | | | | | | | 1 |
| | | TRIM CODES ▶ | | | | | | | | | | | | | | | | |
| E100/350 -- integral A/C | R | D5UZ 2231036 | \$ | \$ | \$ | \$ | ★ | | ABU | ★ | | BCU | ★ | | BCU | | 1 | |
| | L | D5UZ 2231035 | \$ | \$ | \$ | \$ | CBB | | CBU | FCB | | FCU | FCB | | FCU | | 1 | |
| | R | D7UZ 2231036 | \$ | \$ | \$ | \$ | | ABR | | | BCR | | | BCR | | | 1 | |
| | L | D7UZ 2231035 | \$ | \$ | \$ | \$ | | CBR | | | FCR | | | FCR | | | 1 | |
| | | TRIM CODES ▶ | | | | | | | | | | | | | | | | |
| E100/350 -- integral A/C | R | D5UZ 2231036 | ★ | | ABU | ★ | | BCU | ★ | | BCU | ★ | | ABU | | | 1 | |
| | L | D5UZ 2231035 | CBB | | CBU | FCB | | FCU | FCB | | FCU | CBB | | CBU | | | 1 | |
| | R | D7UZ 2231036 | | ABR | | | BCR | | | BCR | | | ABR | | | | 1 | |
| | L | D7UZ 2231035 | | CBR | | | FCR | | | FCR | | | CBR | | | | 1 | |
| | | TRIM CODES ▶ | | | | | | | | | | | | | | | | |
| E100/350 -- integral A/C | R | D5UZ 2231036 | ★ | | BCU | ★ | | BCU | | | | | | | | | 1 | |
| | L | D5UZ 2231035 | FCB | | FCU | FCB | | FCU | | | | | | | | | 1 | |
| | R | D7UZ 2231036 | | BCR | | | BCR | | | | | | | | | | 1 | |
| | L | D7UZ 2231035 | | FCR | | | FCR | | | | | | | | | | 1 | |
| BODY TYPE | R/L | PART NUMBER | DESCRIPTION | | | | | | | | | | | | | | QTY | |
| 31112 | | PANEL (BODY SIDE LOWER TRIM) | | | | | | | | | | | | | | | | |
| E100/350 (89A,B) -- 138" W/B "Before Ser. 080,001" "From Ser. 080,001" | R | ★ | Gray | | | | | | | | | | | | | | 1 | |
| | R | D7UZ 1131112-A | White | | | | | | | | | | | | | | 1 | |
| E100/350 (89A,B) -- 124" W/B -- 138" W/B | R | D7UZ 1131112-C | Wood grain | | | | | | | | | | | | | | 1 | |
| | R | D7UZ 1131112-B | Wood grain | | | | | | | | | | | | | | 1 | |
| 31113 | | PANEL (BODY SIDE REAR TRIM) | | | | | | | | | | | | | | | | |
| E100/350 (89A,B) -- w/o integral A/C and w/o aux. fuel tank "Before Ser. 080,001" "From Ser. 080,001" | L | D5UZ 1131113-B | Gray | | | | | | | | | | | | | | 1 | |
| | L | D7UZ 1131113-A | White | | | | | | | | | | | | | | 1 | |
| E100/350 (89A,B) -- w/o integral A/C and w/aux. fuel tank "Before Ser. 080,001" "From Ser. 080,001" | L | D5UZ 1131113-C | Gray | | | | | | | | | | | | | | 1 | |
| | L | D7UZ 1131113-B | White | | | | | | | | | | | | | | 1 | |
| E100/350 (89A,B) -- integral A/C and w/o aux. fuel tank | L | D5UZ 1131113-A | Gray | | | | | | | | | | | | | | 1 | |

**1973/79
TRUCK SERIES 100/500**

| BODY TYPE | R/L | PART NUMBER | DESCRIPTION | QTY |
|--|-----|---|----------------|-----|
| 31113 | | PANEL (BODY SIDE REAR TRIM) — Cont'd | | |
| E100/350(89) -- 124" W/B -w/o integral A/C | L | D8UZ 1131113-A | Wood grain | 1 |
| -w/integral A/C | L | D8UZ 1131113-B | Wood grain | 1 |
| -- 138" W/B -w/aux. fuel tank "Before Ser. Y80,001" | L | D7UZ 1131113-E | Wood grain | 1 |
| "From Ser. Y80,001" | L | D8UZ 1131113-D | Wood grain | 1 |
| -w/o aux. fuel tank | L | D8UZ 1131113-C | Wood grain | 1 |
| 31136 | | PANEL (BODY SIDE UPPER TRIM) | | |
| E100/350 (89A,B) | R | D5UZ 1131136-A | Gray | 1 |
| 31137 | | PANEL (BODY SIDE FRONT TRIM) | | |
| E100/350 (89A,B) 138" W/B -- integral A/C "Before Ser. 040,001" | | D6UZ 1131137-B | Gray | 1 |
| "From Ser. 040,001" | | D7UZ 1131137-A | Gray | 1 |
| -- w/o integral A/C "Before Ser 040,001" | | D6UZ 1131137-A | Gray | 1 |
| "From Ser. 040,001" | | D7UZ 1131137-B | Gray | 1 |
| E100/350 (89A,B) -- w/o aux. A/C | | D7UZ 1131137-E | Wood grain | 1 |
| -- w/aux. A/C "Before Ser. Y80,001" | | D7UZ 1131137-F | Wood grain | 1 |
| E100/350(89A,B) -- w/o aux. A/C | | D8UZ 1131137-C | Wood grain | 1 |
| -- w/aux. A/C "From Ser. Y80,001" | | D8UZ 1131137-D | Wood grain | 1 |
| 312A14-5 | | PANEL (BODY SIDE REAR CORNER LOWER TRIM) | | |
| E100/350 | R | D5UZ 12312A14-A | Paint to match | 1 |
| | L | D5UZ 12312A15-A | Paint to match | 1 |
| E100/350 -- "Before Ser. Y80,001" | R | D7UZ 11312A14-A | Wood grain | 1 |
| | L | D7UZ 11312A15-A | Wood grain | 1 |
| E100/350 -- "From Ser. Y80,001" | R | D8UZ 11312A14-A | Wood grain | 1 |
| | L | D8UZ 11312A15-A | Wood grain | 1 |

1973/79
TRUCK SERIES 100/500

| BODY TYPE | R/L | PART NUMBER LESS SUFFIX | TRIM CODES, COLORS and APPLICABLE PART NUMBER SUFFIXES | | | | | | | | | | | | | Q T Y | |
|--|-----|---|--|-----|------|-----|---|--|--|--------------|--------------|-------|--|--|---|-------------|---|
| | | TRIM CODES ▶ | SECOND CHARACTER of TRIM CODE | | | | | | | ALL CODES | ALL CODES | OTHER | | | | Y | |
| | | COLORS ▶ | -B | -D | -R | -U | | | | | | | | | | | |
| | | | BLUE | RED | JADE | TAN | | | | | | | | | | | |
| | | | | | | | | | | | | | | | | | |
| 51916 | | HEADLINING (ROOF) — Cont'd | | | | | | | | | | | | | | | |
| Notes: | | % Cut to fit | | | | | | | | | | | | | | | |
| F100/350 (Super Cab) | | D4TZ 1051916 | | C | | | | | | | | | | | E | | 1 |
| | | D6TZ 1351916 | | | A | | B | | | | | | | | | | 1 |
| | | D7TZ 1351916 | | | | A | | | | | | | | | | | 1 |
| 51918 | | Refer to group 51916 | | | | | | | | | | | | | | | |
| BODY TYPE | R/L | PART NUMBER LESS SUFFIX | DESCRIPTION | | | | | | | | | | | | | Q T Y | |
| 51940 | | PANEL (ROOF TRIM) — Section 1 | | | | | | | | | | | | | | | |
| E100/350 — — non perforated | | D5UZ 3351940-A | Gray | | | | | | | | | | | | | 1 | |
| — — perforated "Before Ser. 080,001" | | D5UZ 3351940-B | Gray | | | | | | | | | | | | | 1 | |
| E100/350 (Cutaway Cab) "From Ser. 080,001" | | D7UZ 3351940-A | White | | | | | | | | | | | | | 1 | |
| E100/350 (exc. Cutaway Cab) "From Ser. 080,001" | | D7UZ 1151940-A | White | | | | | | | | | | | | | 1 | |
| 51942 | | PANEL (ROOF TRIM) — Section 2—also refer to group 51990 | | | | | | | | | | | | | | | |
| E100/350 "Before Ser. 080,001" | | D5UZ 1151942-A | Gray | | | | | | | | | | | | | 1 | |
| E100/350 "From Ser. 080,001" | | D7UZ 1151942-A | White | | | | | | | | | | | | | 1 | |
| 51944 | | PANEL (ROOF TRIM) — Section 3—also refer to group 51990 | | | | | | | | | | | | | | | |
| E100/350 "Before Ser. 080,001" | | D5UZ 1151944-A | Gray | | | | | | | | | | | | | 1 | |
| E100/350 "From Ser. 080,001" | | D7UZ 1151944-A | White | | | | | | | | | | | | | 1 | |
| 51950 | | PANEL (ROOF TRIM) — Section 4 | | | | | | | | | | | | | | | |
| E100/350 — — 124" W/B "Before Ser. 080,001" | | D5UZ 1151950-B | Gray | | | | | | | | | | | | | 1 | |
| E100/350 — — 124" W/B "From Ser. 080,001" | | D7UZ 1151950-B | White | | | | | | | | | | | | | 1 | |
| E100/350 — — 138" W/B "Before Ser. 080,001" | | D5UZ 1151950-A | Gray | | | | | | | | | | | | | 1 | |
| E100/350 — — 138" W/B "From Ser. 080,001" | | D7UZ 1151950-A | White | | | | | | | | | | | | | 1 | |
| 51954 | | PANEL (ROOF TRIM) — Section 5 | | | | | | | | | | | | | | | |
| E100/350 — — 138" W/B — perforated "Before Ser. 080,001" | | D5UZ 1151954-A | Gray | | | | | | | | | | | | | 1 | |
| E100/350 — — 138" W/B —perforated "From Ser. 080,001" | | D7UZ 1151954-A | White | | | | | | | | | | | | | 1 | |
| BODY TYPE | R/L | PART NUMBER LESS SUFFIX | TRIM CODES, COLORS and APPLICABLE PART NUMBER SUFFIXES | | | | | | | | | | | | | Q T Y | |
| | | TRIM CODES ▶ | SECOND CHARACTER of TRIM CODE | | | | | | | ALL CODES | ALL CODES | OTHER | | | | Y | |
| | | COLORS ▶ | -B | -D | -R | -U | | | | | | | | | | | |
| | | | BLUE | RED | JADE | TAN | | | | | | | | | | | |
| | | | | | | | | | | | | | | | | | |
| 51990 | | PANEL (ROOF TRIM) | | | | | | | | | | | | | | | |
| Notes: | | % Cut to fit | | | | | | | | | | | | | | | |
| F100/350 Regular Cab — — perforated | | D3TZ 1051990 | | | | | | | | | | | | | A | | 1 |

1973/79
TRUCK SERIES 100/500

| BODY TYPE | R/L | PART NUMBER LESS SUFFIX | TRIM CODES, COLORS and APPLICABLE PART NUMBER SUFFIXES | | | | | | | | | | | Q T Y |
|--|-----|----------------------------|--|----|----|----|-------------------------------|-----|------|-----|--------------|--------------|-------|-------------|
| | | | TRIM CODES | | | | SECOND CHARACTER of TRIM CODE | | | | ALL CODES | ALL CODES | OTHER | Y |
| | | | -B | -D | -R | -U | | | | | | BLACK | WHITE | |
| | | | COLORS | | | | BLUE | RED | JADE | TAN | | | | |
| 51990 PANEL (ROOF TRIM) — Cont'd | | | | | | | | | | | | | | |
| Notes: % Cut to fit | | | | | | | | | | | | | | |
| F100/500 Regular Cab -- non-perforated | | D3TZ 1051990 | | | | | | | | | | | B | 1 |
| | | D6TZ 1051990 | | | | B | | | | | | | | 1 |
| F100/350 Regular Cab -- perforated | | D5TZ 1051990 | A | | | | | | | | | C | | 1 |
| | | D6TZ 1051990 | | D | C | A | | | | | | | | 1 |
| F250/350 (Crew Cab) -- front | % | D3TZ 1051990 | | | | | | | | | | | B | 1 |
| -- rear | | D4TZ 2551942 | | | | | | | | | | | A | 1 |
| F100/350 Super Cab -- perforated | | D4TZ 1051944 | | | | | | | | | | | B | 1 |
| | | D5TZ 1351944 | A | | | | | | | | | C | | 1 |
| | | D6TZ 1351944 | | B | D | A | | | | | | | | 1 |
| -- non-perforated | | D4TZ 1051944 | | | | | | | | | | | A | 1 |
| 60012 SEAT ASSY. — Includes cover — less seat track | | | | | | | | | | | | | | |
| Notes: % Cloth and vinyl, Δ all vinyl | | | | | | | | | | | | | | |
| E100/350 -- Captain's Chair —Bostrom | % | D6UZ 1160012 | A | | | C | | | | | | | | 2 |
| | % | D7UZ 1160012 | | | A | | | | | | | | | 2 |
| | Δ | D6UZ 1160012 | D | | | F | | | | | | | | 2 |
| | Δ | D7UZ 1160012 | | | B | | | | | | | | | 2 |
| E100/350 -- Captains Chair — Hoover | Δ | D7UZ 1160012 | G | | E | F | | | | | | D | | 2 |
| BODY TYPE | R/L | PART NUMBER | DESCRIPTION | | | | | | | | | | | QTY |
| 60012 BACK and CUSHION KIT (DRIVER and PASSENGER SEAT) — Less cover | | | | | | | | | | | | | | |
| E100/350 -- bucket seat | R/L | D5UZ 1160012-G | | | | | | | | | | | | 2 |
| 60026 BACK and CUSHION KIT (REAR SEAT) — Less cover | | | | | | | | | | | | | | |
| E100/350 (82) | | D8UZ 1260026-A | Seat — No. 1 | | | | | | | | | | | 1 |
| | | D5UZ 1260026-A | Seat — No. 2 and No. 3 | | | | | | | | | | | AR |
| | | D5UZ 1260026-B | Seat — No. 4 | | | | | | | | | | | 1 |
| BODY TYPE | R/L | PART NUMBER LESS SUFFIX | TRIM CODES, COLORS and APPLICABLE PART NUMBER SUFFIXES | | | | | | | | | | | Q T Y |
| | | | TRIM CODES | | | | SECOND CHARACTER of TRIM CODE | | | | ALL CODES | ALL CODES | OTHER | Y |
| | | | -B | -D | -R | -U | | | | | | BLACK | WHITE | |
| | | | COLORS | | | | BLUE | RED | JADE | TAN | | | | |
| 60026 SEAT ASSY. (REAR) — Includes cover | | | | | | | | | | | | | | |
| F100/350 (Super Cab) -- w/flip seat | R/L | D4TZ 1060026 | B | | | | | | | | | A | | 2 |
| | R/L | D5TZ 1360026 | | | | C | | | | | | | | 2 |
| | R/L | D6TZ 1360026 | | C | A | | | | | | | | | 2 |
| BODY TYPE | R/L | PART NUMBER | DESCRIPTION | | | | | | | | | | | QTY |
| 60032 PAD ASSY. (REAR SEAT BACK) | | | | | | | | | | | | | | |
| F100/350 (Super Cab) | | D4TZ 1060032-A | Pad—full width seat | | | | | | | | | | | 1 |
| | | D4TZ 10613A38-A | Frame—full width seat | | | | | | | | | | | 1 |
| 60050 CUSHION KIT (SEAT) — Less cover | | | | | | | | | | | | | | |
| F100/350 (Regular Cab) | | D6TZ 1060050-A | Full width seat | | | | | | | | | | | 1 |
| F250/350 (Crew Cab) | | D3TZ 2560050-A | Full width front seat | | | | | | | | | | | 1 |
| | | D6TZ 1060050-A | Full width rear seat | | | | | | | | | | | 1 |
| F100/350 (Super Cab) | | D6TZ 1360050-A | Full width front seat | | | | | | | | | | | 1 |
| F100/350 | | 381969-S2 | (UU-89-A)—screw-washer head—No. 8-18 x 1/2" | | | | | | | | | | | 2 |
| F100/350 | | 381801-S9 | (UU-148)—screw-washer head drill—No. 8-16 x 1/2" | | | | | | | | | | | 1 |

**1973/79
TRUCK SERIES 100/500**

| BODY TYPE | R/L | PART NUMBER | DESCRIPTION | | | | | | | | | | | | QTY | | |
|---------------------------------------|-----|-----------------------------------|--|-----|-----|-----|-----|-----|-----|-----|-----------|-----------|-------|-----|-----|-----|---|
| 60080 | | PAD (REAR SEAT CUSHION) | | | | | | | | | | | | | | | |
| F100/350 (Super Cab) | | D6TZ 1360080-A | Pad-full width seat | | | | | | | | | | | | 1 | | |
| | | D4TZ 1063160-A | Frame-full width seat | | | | | | | | | | | | 1 | | |
| 60136-7 | | PAD (SEAT BACK) | | | | | | | | | | | | | | | |
| F100/500 (Regular Cab) | | D3TZ 1060136-B | Pad-full width seat | | | | | | | | | | | | 1 | | |
| | | D4TZ 1061018-B | Frame-full width seat | | | | | | | | | | | | 1 | | |
| F250/350 (Crew Cab) | | D3TZ 1060136-B | Pad-full width front seat | | | | | | | | | | | | 1 | | |
| | | D5TZ 2561018-A | Frame-full width front seat | | | | | | | | | | | | 1 | | |
| | | D3TZ 1060136-B | Pad-full width rear seat | | | | | | | | | | | | 1 | | |
| | | D4TZ 1061018-B | Frame-full width rear seat | | | | | | | | | | | | 1 | | |
| F100/350 (Super Cab) | R | D4TZ 1060136-A | Pad-full width front seat | | | | | | | | | | | | 1 | | |
| | L | D4TZ 1060137-A | Pad-full width front seat | | | | | | | | | | | | 1 | | |
| | R | D5TZ 1361018-A | Frame-full width front seat | | | | | | | | | | | | 1 | | |
| | L | D5TZ 1361019-A | Frame-full width front seat | | | | | | | | | | | | 1 | | |
| BODY TYPE | R/L | PART NUMBER LESS SUFFIX | TRIM CODES, COLORS and APPLICABLE PART NUMBER SUFFIXES | | | | | | | | | | | | QTY | | |
| | | TRIM CODES | SECOND CHARACTER of TRIM CODE | | | | | | | | ALL CODES | ALL CODES | OTHER | T | | | |
| | | COLORS | -B | -D | -R | -U | | | | | | BLACK | WHITE | Y | | | |
| 60762 | | PANEL (FRONT SEAT BACK REAR TRIM) | | | | | | | | | | | | | | | |
| F100/350 | | D5TZ 1060762 | A | | | | | | | | | B | | 1 | | | |
| | | D6TZ 1060762 | | A | C | B | | | | | | | | 1 | | | |
| 61018-9 | | Refer to group 60136-7 | | | | | | | | | | | | | | | |
| 613A38 | | Refer to group 60032 | | | | | | | | | | | | | | | |
| BODY TYPE | R/L | PART NUMBER LESS SUFFIX | TRIM CODES AND APPLICABLE PART NUMBER SUFFIXES | | | | | | | | | | | | QTY | | |
| 62900 | | COVER (FRONT SEAT CUSHION) | | | | | | | | | | | | | | | |
| | | TRIM CODES | AA | AB | AR | AU | BA | BB | BR | BU | CB | CR | CU | DB | DR | DU | |
| E100/350 -- bucket seat | R/L | D6UZ 1262900 | AEA | AEB | | AAU | AEA | AEB | | AAU | ACB | | ACU | ADB | | ADU | 2 |
| | R/L | D7UZ 1262900 | | | AAR | | | | AAR | | ACR | | | ADR | | | 2 |
| | | TRIM CODES | FB | FR | FU | GB | GR | GU | HB | HR | HU | JB | JR | JU | | | |
| E100/350 -- Captain's Chair - Bostrom | R/L | D5UZ 1162900 | D | | F | D | | F | A | | C | D | | F | | | 2 |
| | R/L | D7UZ 1162900 | | B | | | | B | | A | | | B | | | | 2 |
| | | TRIM CODES | NB | NR | NU | PB | PR | PU | | | | | | | | | |
| E100/350 -- Captain's Chair - Bostrom | R/L | D5UZ 1162900 | A | | C | A | | C | | | | | | | | | 2 |
| | R/L | D7UZ 1162900 | | A | | | | A | | | | | | | | | 2 |
| | | TRIM CODES | FB | FR | FU | GB | GR | GU | JB | JR | JU | KA | LA | MA | | | |
| E100/350 -- Captain's Chair - Hoover | R/L | D7UZ 1162900 | G | E | F | G | E | F | G | E | F | D | D | D | | | 2 |
| | | TRIM CODES | AII | | | | | | | | | | | | | | |
| E100/350 -- flip seat | | D4UZ 1162900 | AEA | | | | | | | | | | | | | | 1 |
| | | TRIM CODES | AA | AB | AD | AR | AU | BA | BB | BD | BR | BU | | | | | |
| F100/350 (Regular and Crew Cab) | | D7TZ 1062900 | AAA | AAB | AAD | AAR | AAU | ABA | ABB | ABD | ABR | ABU | | | | | 1 |

1973/79
TRUCK SERIES 100/500

| BODY TYPE | R/L | PART NUMBER LESS SUFFIX | TRIM CODES AND APPLICABLE PART NUMBER SUFFIXES | | | | | | | | | | | | | QTY | | | | | |
|---|-----|----------------------------|--|--------------|-----|-----|-----|-----|-----|-----|-----|-----|-----|-----|----|-----|--|--|---|---|---|
| 62900 COVER (FRONT SEAT CUSHION) — Cont'd | | | | | | | | | | | | | | | | | | | | | |
| | | | TRIM CODES ▶ | CA | CB | CD | CR | CU | DA | DB | DD | DR | DU | | | | | | | | |
| F100/350 (Regular and Crew Cab) | | D6TZ 1062900 | | | | | | | CDA | CDB | CDD | | CDU | | | | | | 1 | | |
| | | D7TZ 1062900 | ACA | ACB | ACD | ACR | ACU | | | | | | CDR | | | | | | 1 | | |
| | | | TRIM CODES ▶ | EA | EB | ED | ER | EU | FA | FB | FD | FR | FU | | | | | | | | |
| F100/350 (Regular and Crew Cab) | | D6TZ 1062900 | CDA | CDB | CDD | | | CDU | CDA | CDB | CDD | | CDU | | | | | | 1 | | |
| | | D7TZ 1062900 | | | | | CDR | | | | | | CDR | | | | | | 1 | | |
| | | | TRIM CODES ▶ | GA | GN | GQ | G4 | G5 | HA | HN | HQ | H4 | H5 | | | | | | | | |
| F100/350 (Regular and Crew Cab) | | D6TZ 1062900 | EGA | EGA | EGA | EGA | EGA | EGA | EGA | EGA | EGA | EGA | EGA | EGA | | | | | | 1 | |
| | | | | TRIM CODES ▶ | JA | JN | JQ | J4 | J5 | | | | | | | | | | | | |
| F100/350 (Regular and Crew Cab) | | D6TZ 1062900 | EGA | EGA | EGA | EGA | EGA | | | | | | | | | | | | | 1 | |
| | | | | TRIM CODES ▶ | KU | LA | LB | LD | LR | LU | | | | | | | | | | | |
| F100/350 (Regular and Crew Cab) | | D6TZ 1062900 | FKU | | | | | | | | | | | | | | | | | 1 | |
| | | D7TZ 1062900 | | ABA | ABB | ABD | ABR | ABU | | | | | | | | | | | | 1 | |
| | | | TRIM CODES ▶ | MB | MD | MU | NB | ND | NU | PA | QA | QB | QD | QR | QU | | | | | | |
| F100/350 (Regular Cab) | | D7TZ 1062900 | CMB | CMD | CMU | ABB | ABD | ABU | APA | AQA | AQB | AQD | AQR | AQU | | | | | | 1 | |
| | | | | TRIM CODES ▶ | AA | AB | AD | AR | AU | BA | BB | BD | BR | BU | | | | | | | |
| F100/350 (Super Cab) | | D7TZ 1362900 | AAA | AAB | AAD | AAR | AAU | BBA | BBB | BBD | BBR | BBU | | | | | | | | 1 | |
| | | | | TRIM CODES ▶ | CA | CB | CD | CR | CU | DA | DB | DD | DR | DU | | | | | | | |
| F100/350 (Super Cab) | | D6TZ 1362900 | | | | | | | EEA | EEB | EED | | EEU | | | | | | | 1 | |
| | | D7TZ 1362900 | ACA | ACB | ACD | ACR | ACU | | | | | | EER | | | | | | | 1 | |
| | | | TRIM CODES ▶ | EA | EB | ED | ER | EU | FA | FB | FD | FR | FU | | | | | | | | |
| F100/350 (Super Cab) | | D6TZ 1362900 | EEA | EEB | EED | | | EEU | EEA | EEB | EED | | EEU | | | | | | | 1 | |
| | | D7TZ 1362900 | | | | | EER | | | | | | EER | | | | | | | 1 | |
| | | | TRIM CODES ▶ | GA | GN | GQ | G4 | G5 | HA | HN | HQ | H4 | H5 | | | | | | | | |
| F100/350 (Super Cab) | | D6TZ 1362900 | DGA | DGA | DGA | DGA | DGA | DGA | DGA | DGA | DGA | DGA | DGA | DGA | | | | | | | 1 |
| | | | | TRIM CODES ▶ | JA | JN | JQ | J4 | J5 | | | | | | | | | | | | |
| F100/350 (Super Cab) | | D6TZ 1362900 | DGA | DGA | DGA | DGA | DGA | | | | | | | | | | | | | | 1 |
| | | | | TRIM CODES ▶ | LA | LB | LD | LR | LU | | | | | | | | | | | | |
| F100/350 (Super Cab) | | D7TZ 1362900 | BBA | BBB | BBD | BBR | BBU | | | | | | | | | | | | | | 1 |
| | | | | TRIM CODES ▶ | MB | MD | MU | NB | ND | NU | QA | QB | QD | QR | QU | | | | | | |
| F100/350 (Super Cab) | | D7TZ 1362900 | BMB | BMD | BMU | BBB | BBD | BBU | BQA | BQB | BQD | BQR | BQU | | | | | | | | 1 |
| | | | | TRIM CODES ▶ | AA | BA | DB | DD | DR | DU | EA | EB | ED | ER | EU | | | | | | |
| F500 | | D3TZ 1062900 | | BDA | BDA | | | | | BDA | BDA | | | | | | | | | 1 | |
| | | D6TZ 1062900 | | | | BDD | | BDU | | | | BDD | | BDU | | | | | | 1 | |
| | | D7TZ 1062900 | BAA | | | | BDR | | | | | | BDR | | | | | | | 1 | |
| | | | TRIM CODES ▶ | GA | GN | GQ | G4 | G5 | HA | IN | HQ | H4 | H5 | | | | | | | | |
| F500 | | D3TZ 1062900 | BGA | BGA | BGA | BGA | BGA | BGA | BGA | BGA | BGA | BGA | BGA | BGA | | | | | | | 1 |

1973/79 TRUCK SERIES 100/500

| BODY TYPE | R/L | PART NUMBER | DESCRIPTION | QTY |
|---|-----|----------------------------|--|-------------|
| 63160 | | Refer to group 60080 | | |
| 632A22 PAD (PASSENGER SEAT CUSHION) | | | | |
| E100/350 -- flip seat | | D3UZ 11632A22-A | | 1 |
| BODY TYPE | R/L | PART NUMBER LESS SUFFIX | TRIM CODES, COLORS and APPLICABLE PART NUMBER SUFFIXES | |
| TRIM CODES ▶ | | | SECOND CHARACTER of TRIM CODE | Q T Y |
| COLORS ▶ | | | ALL CODES OTHER | |
| | | | -B -D -R -U | BLACK WHITE |
| | | | BLUE RED JADE TAN | |
| 63500 BUTTON (SEAT BACK) | | | | |
| Notes: ■ Rectangular head, ● Round head | | | | |
| F100/350 -- vinyl | ■ | D5AZ 6063500 | B H D A | AR |
| | ■ | D7AZ 6063500 | B6R | AR |
| F100/350 -- cloth | ● | D6TZ 1063500 | AUA | AR |
| BODY TYPE | R/L | PART NUMBER LESS SUFFIX | TRIM CODES AND APPLICABLE PART NUMBER SUFFIXES | QTY |
| 63804 COVER (REAR SEAT CUSHION) | | | | |
| TRIM CODES ▶ | | | AA AB AD AR AU CA CB CD CR CU | |
| F100/350 (Crew Cab) | | D7TZ 1062900 | AAA AAB AAD AAR AAU ACA ACB ACD ACR ACU | 1 |
| TRIM CODES ▶ | | | DA DB DD DR DU FA FB FD FR FU | |
| F100/350 (Crew Cab) | | D6TZ 1062900 | CDA CDB CDD CDU CDA CDB CDD CDU | 1 |
| | | D7TZ 1062900 | CDR CDR | 1 |
| TRIM CODES ▶ | | | GA GN GQ G4 G5 JA JN JQ J4 J5 | |
| F100/350 (Crew Cab) | | D6TZ 1062900 | EGA EGA EGA EGA EGA EGA EGA EGA EGA | 1 |
| TRIM CODES ▶ | | | LA LB LD LR LU | |
| F100/350 (Crew Cab) | | D7TZ 1062900 | ABA ABB ABD ABR ABU | 1 |
| TRIM CODES ▶ | | | AA DA DB DD DR DU EA EB ED ER EU GA HA | |
| F500 (Crew Cab) | | D3TZ 1062900 | BDA BDB | 1 |
| | | D6TZ 1062900 | BDD BDU | 1 |
| | | D7TZ 1062900 | BAA BDR | 1 |
| TRIM CODES ▶ | | | AA AB AD AR AU BA BB BD BR BU | |
| F100/350 (Super Cab) -- w/forward facing seat | | D6TZ 1363804 | BRA BRB BBD BRR BRU | 1 |
| | | D7TZ 1363804 | AAA AAB AAD AAR AAU | 1 |
| TRIM CODES ▶ | | | CA CB CD CR CU DA DB DD DR DU | |
| F100/350 (Super Cab) -- w/forward facing seat | | D6TZ 1363804 | BRA BRB BBD BRR BRU BRA BRB BBD BRR BRU | 1 |
| TRIM CODES ▶ | | | EA EB ED ER EU FA FB FD FR FU | |
| F100/350 (Super Cab) -- w/forward facing seat | | D6TZ 1363804 | BRA BRB BBD BRR BRU BRA BRB BBD BRR BRU | 1 |
| TRIM CODES ▶ | | | GA GN GQ G4 G5 HA HN HQ H4 H5 | |
| F100/350 (Super Cab) -- w/forward facing seat | | D7TZ 1363804 | AGA AGA AGA AGA AGA AGA AGA AGA AGA AGA | 1 |

1973/79
TRUCK SERIES 100/500

| BODY TYPE | R/L | PART NUMBER LESS SUFFIX | TRIM CODES AND APPLICABLE PART NUMBER SUFFIXES | | | | | | | | | | | | | | QTY | |
|---|-----|----------------------------|--|-----|-----|-----|-----|-----|-----|-----|-----|-----|-----|-----|-----|--|-----|--|
| 638A54 COVER (REAR SEAT CUSHION No. 4) | | | TRIM CODES ▶ | | | | | | | | | | | | | | | |
| | | | AA | AB | AR | AU | BB | BR | BU | CB | CR | CU | DB | DR | DU | | | |
| E100/350 (82) | | D4UZ 12638A54 | AEA | AEB | | | AEB | | | | | | | | | | 1 | |
| | | D5UZ 12638A54 | | | | AAU | | | AAU | ACB | | ACU | ADB | | ADU | | 1 | |
| | | D7UZ 12638A54 | | | AAR | | | AAR | | | ACR | | | ADR | | | 1 | |
| | | | TRIM CODES ▶ | | | | | | | | | | | | | | | |
| | | | FB | FR | FU | GB | GR | GU | HB | HR | HU | JB | JR | JU | | | | |
| E100/350 (82) | | D5UZ 12638A54 | ADB | | ADU | ADB | | ADU | ACB | | ACU | ADB | | ADU | | | 1 | |
| | | D7UZ 12638A54 | | ADR | | | ADR | | | ACR | | | ADR | | | | 1 | |
| 64416-7 COVER (FRONT SEAT BACK) | | | TRIM CODES ▶ | | | | | | | | | | | | | | | |
| | | | AA | AB | AR | AU | BA | BB | BR | BU | | | | | | | | |
| E100/350 -- bucket seat | R/L | D4UZ 1264416 | AEA | AEB | | | AEA | AEB | | | | | | | | | 2 | |
| | R/L | D5UZ 1264416 | | | | AAU | | | | AAU | | | | | | | 2 | |
| | R/L | D7UZ 1264416 | | | AAR | | | | AAR | | | | | | | | 2 | |
| | | | TRIM CODES ▶ | | | | | | | | | | | | | | | |
| | | | CB | CR | CU | DB | DR | DU | | | | | | | | | | |
| E100/350 -- bucket seat | R/L | D5UZ 2264416 | ACB | | ACU | ADB | | ADU | | | | | | | | | 2 | |
| | R/L | D7UZ 2264416 | | ACR | | | ADR | | | | | | | | | | 2 | |
| | | | TRIM CODES ▶ | | | | | | | | | | | | | | | |
| | | | FB | FR | FU | GB | GR | GU | HB | HR | HU | JB | JR | JU | | | | |
| E100/350 -- Captain's Chair -Bostrom | R/L | D5UZ 1164416 | D | | F | D | | F | A | | C | D | | F | | | 2 | |
| | R/L | D7UZ 1164416 | | B | | | B | | | A | | | B | | | | 2 | |
| | | | TRIM CODES ▶ | | | | | | | | | | | | | | | |
| | | | NB | NR | NU | PB | PR | PU | | | | | | | | | | |
| E100/350 -- Captain's Chair - Bostrom | R/L | D5UZ 1164416 | A | | C | A | | C | | | | | | | | | 2 | |
| | R/L | D7UZ 1164416 | | A | | | A | | | | | | | | | | 2 | |
| | | | TRIM CODES ▶ | | | | | | | | | | | | | | | |
| | | | FB | FR | FU | GB | GR | GU | JB | JR | JU | KA | LA | MA | | | | |
| E100/350 -- Captain's Chair - Hoover | R/L | D7UZ 1164416 | G | E | F | G | E | F | G | E | F | D | D | D | | | 2 | |
| | | | TRIM CODES ▶ | | | | | | | | | | | | | | | |
| | | | ALL | | | | | | | | | | | | | | | |
| E100/350 -- flip seat | R | D4UZ 1164416 | AEA | | | | | | | | | | | | | | 1 | |
| | | | TRIM CODES ▶ | | | | | | | | | | | | | | | |
| | | | AA | AB | AD | AR | AU | BA | BB | BD | BR | BU | | | | | | |
| F100/350 (Regular Cab) | | D7TZ 1064416 | AAA | AAB | AAD | AAR | AAU | ABA | ABB | ABD | ABR | ABU | | | | | 1 | |
| | | | TRIM CODES ▶ | | | | | | | | | | | | | | | |
| | | | CA | CB | CD | CR | CU | DA | DB | DD | DR | DU | | | | | | |
| F100/350 (Regular Cab) | | D5TZ 1064416 | | | | | | ADA | ADB | | | | | | | | 1 | |
| | | D6TZ 1064416 | | | | | | | | ADD | | ADU | | | | | 1 | |
| | | D7TZ 1064416 | ACA | ACB | ACD | ACR | ACU | | | | ADR | | | | | | 1 | |
| | | | TRIM CODES ▶ | | | | | | | | | | | | | | | |
| | | | EA | EB | ED | ER | EU | FA | FB | FD | FR | FU | | | | | | |
| F100/350 (Regular Cab) | | D5TZ 1064416 | ADA | ADB | | | | ADA | ADB | | | | | | | | 1 | |
| | | D6TZ 1064416 | | | ADD | | ADU | | | ADD | | ADU | | | | | 1 | |
| | | D7TZ 1064416 | | | | ADR | | | | | ADR | | | | | | 1 | |
| | | | TRIM CODES ▶ | | | | | | | | | | | | | | | |
| | | | GA | GN | GQ | G4 | G5 | HA | HN | HQ | H4 | H5 | | | | | | |
| F100/350 (Regular Cab) | | D4TZ 1064416 | AGA | AGA | AGA | AGA | AGA | AGA | AGA | AGA | AGA | AGA | | | | | 1 | |

1973/79
TRUCK SERIES 100/500

| BODY TYPE | R/L | PART NUMBER LESS SUFFIX | TRIM CODES AND APPLICABLE PART NUMBER SUFFIXES | | | | | | | | | | | | | QTY | | |
|--|-----|----------------------------|--|-----|-----|-----|--------------------------------------|-----|------|-----|-----|-----|-----|------------------|------------------|--------------|-------|---|
| 64416-7 COVER (FRONT SEAT BACK) — Cont'd | | | TRIM CODES | | | | | | | | | | | | | | | |
| | | | LA | LB | LD | LR | LU | MB | MD | MU | NB | ND | NU | | | | | |
| F100/350 (Super Cab) | R | D7TZ 1364416 | ARA | ARB | ABD | ARR | ARU | BMB | BMD | BMU | ARB | ABD | ARU | | | | 1 | |
| | L | D7TZ 1364417 | ARA | ARB | ABD | ARR | ARU | BMB | BMD | BMU | ARB | ABD | ARU | | | | 1 | |
| | | | TRIM CODES | | | | | | | | | | | | | | | |
| | | | QA | QB | QD | QR | QU | | | | | | | | | | | |
| F100/350 (Super Cab) | R | D7TZ 1364416 | AQA | AQB | AQD | AQR | AQU | | | | | | | | | | 1 | |
| | L | D7TZ 1364417 | AQA | AQB | AQD | AQR | AQU | | | | | | | | | | 1 | |
| | | | TRIM CODES | | | | | | | | | | | | | | | |
| | | | AA | DA | DB | DD | DR | DU | EA | EB | ED | ER | EU | | | | | |
| F500 | | D5TZ 1064416 | | ADA | ADB | | | | ADA | ADB | | | | | | | 1 | |
| | | D6TZ 1064416 | | | | ADD | | ADU | | | ADD | | ADU | | | | 1 | |
| | | D7TZ 1064416 | AAA | | | | ADR | | | | | ADR | | | | | 1 | |
| | | | TRIM CODES | | | | | | | | | | | | | | | |
| | | | GA | GN | GQ | G4 | G5 | HA | HN | HQ | H4 | H5 | | | | | | |
| F500 | | D4TZ 1064416 | AGA | AGA | AGA | AGA | AGA | AGA | AGA | AGA | AGA | AGA | AGA | | | | 1 | |
| REAR SEAT | | | | | | | | | | | | | | | | | | |
| F250/350 (Crew Cab) | | | Refer to group 66600 | | | | | | | | | | | | | | | |
| BODY TYPE | R/L | PART NUMBER LESS SUFFIX | TRIM CODES, COLORS and APPLICABLE PART NUMBER SUFFIXES | | | | | | | | | | | | | QTY | | |
| | | | TRIM CODES | | | | SECOND CHARACTER of TRIM CODE | | | | | | | ALL CODES | ALL CODES | OTHER | | |
| | | | | | | | -B | -D | -R | -U | | | | | | | | |
| | | | COLORS | | | | BLUE | RED | JADE | TAN | | | | | | BLACK | WHITE | |
| 644A22-3 REST (FRONT SEAT ARM) | | | | | | | | | | | | | | | | | | |
| E100/350 -- Captain's Chair -Bostrom | R | D5UZ 11644A22 | | A | | | | | | C | | | | | | | 2 | |
| | L | D5UZ 11644A23 | | A | | | | | | C | | | | | | | 2 | |
| | R | D7UZ 11644A22 | | | | | A | | | | | | | | | | 2 | |
| | L | D7UZ 11644A23 | | | | | A | | | | | | | | | | 2 | |
| E100/350 -- Captain's Chair - Hoover | R | D7UZ 11644A22 | | G | | | E | F | | | | | D | | | | 2 | |
| | L | D7UZ 11644A23 | | G | | | E | F | | | | | D | | | | 2 | |
| BODY TYPE | R/L | PART NUMBER | DESCRIPTION | | | | | | | | | | | | | QTY | | |
| 64600 FILLER (FRONT SEAT BACK REAR INNER) | | | | | | | | | | | | | | | | | | |
| F250/350 (Crew Cab) | | D3TZ 2564600-AA | | | | | | | | | | | | | | | | 1 |
| 64810 PAD (FRONT SEAT BACK) | | | | | | | | | | | | | | | | | | |
| E100/350 -- flip seat | | D3UZ 1164810-A | | | | | | | | | | | | | | | | 1 |
| BODY TYPE | R/L | PART NUMBER LESS SUFFIX | TRIM CODES AND APPLICABLE PART NUMBER SUFFIXES | | | | | | | | | | | | | QTY | | |
| 66600 COVER (REAR SEAT BACK) | | | TRIM CODES | | | | | | | | | | | | | | | |
| | | | AA | AB | AD | AR | AU | CA | CB | CD | CR | CU | | | | | | |
| F250/350 (Crew Cab) | | D7TZ 1064416 | AAA | AAB | AAD | AAR | AAU | ACA | ACB | ACD | ACR | ACU | | | | | 1 | |
| | | | DA | DB | DD | DR | DU | FA | FB | FD | FR | FU | | | | | | |
| F250/350 (Crew Cab) | | D5TZ 1064416 | ADA | ADB | | | | ADA | ADB | | | | | | | | 1 | |
| | | D6TZ 1064416 | | | ADD | | ADU | | | ADD | | ADU | | | | | 1 | |
| | | D7TZ 1064416 | | | | ADR | | | | | ADR | | | | | | 1 | |
| | | | TRIM CODES | | | | | | | | | | | | | | | |
| | | | GA | GN | GQ | G4 | G5 | JA | JN | JQ | J4 | J5 | | | | | | |
| F250/350 (Crew Cab) | | D6TZ 1064416 | EGA | EGA | EGA | EGA | EGA | EGA | EGA | EGA | EGA | EGA | EGA | | | | 1 | |
| | | | TRIM CODES | | | | | | | | | | | | | | | |
| | | | LA | LB | LD | LR | LU | | | | | | | | | | | |
| F250/350 (Crew Cab) | | D7TZ 1064416 | ABA | ABB | ABD | ABR | ABU | | | | | | | | | | 1 | |

1973/79
TRUCK SERIES 100/500

| BODY TYPE | R/L | PART NUMBER LESS SUFFIX | TRIM CODES AND APPLICABLE PART NUMBER SUFFIXES | | | | | | | | | | | | | QTY | | | |
|--|-----|----------------------------|--|-----|-----|-----|-----|-----|-----|-----|-----|-----|-----|-----|-----|-----|---|---|--|
| 66600 COVER (REAR SEAT BACK) — Cont'd | | | | | | | | | | | | | | | | | | | |
| TRIM CODES ▶ | | | AA | AB | AD | AR | AU | BA | BB | BD | BR | BU | | | | | | | |
| F100/350 (Super Cab) | | D6TZ 1366600 | | | | | | BRA | BRB | BBD | BRR | BRU | | | | | | 1 | |
| | | D7TZ 1366600 | AAA | AAB | AAD | AAR | AAU | | | | | | | | | | | 1 | |
| TRIM CODES ▶ | | | CA | CB | CD | CR | CU | DA | DB | DD | DR | DU | | | | | | | |
| F100/350 (Super Cab) | | D6TZ 1366600 | BRA | BRB | BBD | BRR | BRU | BRA | BRB | BBD | BRR | BRU | | | | | | 1 | |
| TRIM CODES ▶ | | | EA | EB | ED | ER | EU | FA | FB | FD | FR | FU | | | | | | | |
| F100/350 (Super Cab) | | D6TZ 1366600 | BRA | BRB | BBD | BRR | BRU | BRA | BRB | BBD | BRR | BRU | | | | | | 1 | |
| TRIM CODES ▶ | | | GA | GN | GQ | G4 | G5 | HA | HN | HQ | H4 | H5 | | | | | | | |
| F100/350 (Super Cab) | | D6TZ 1366600 | BRA | BRA | BRA | BRA | BRA | BRA | BRA | BRA | BRA | BRA | | | | | | 1 | |
| TRIM CODES ▶ | | | JA | JN | JQ | J4 | J5 | | | | | | | | | | | | |
| F100/350 (Super Cab) | | D6TZ 1366600 | BRA | BRA | BRA | BRA | BRA | | | | | | | | | | | 1 | |
| TRIM CODES ▶ | | | LA | LB | LD | LR | LU | MB | MD | MU | NB | ND | NU | | | | | | |
| F100/350 (Super Cab) | | D6TZ 1366600 | BRA | BRB | BBD | BRR | BRU | BRB | BBD | BRU | BRB | BBD | BRU | | | | | 1 | |
| TRIM CODES ▶ | | | QA | QB | QD | QR | QU | | | | | | | | | | | | |
| F100/350 (Super Cab) | | D6TZ 1366600 | BRA | BRB | BBD | BRR | BRU | | | | | | | | | | | 1 | |
| 666A52 COVER (REAR SEAT BACK No. 4) | | | | | | | | | | | | | | | | | | | |
| TRIM CODES ▶ | | | AA | AB | AR | AU | BB | BR | BU | CB | CR | CU | DB | DR | DU | | | | |
| E100/350 (82) | | D4UZ 12666A52 | AEA | AEB | | | AEB | | | | | | | | | | | 1 | |
| | | D5UZ 12666A52 | | | | AAU | | | AAU | ACB | | ACU | ADB | | ADU | | 1 | | |
| | | D7UZ 12666A52 | | | AAR | | | AAR | | | ACR | | | ADR | | | 1 | | |
| TRIM CODES ▶ | | | FB | FR | FU | GB | GR | GU | HB | HR | HU | JB | JR | JU | | | | | |
| E100/350 (82) | | D5UZ 12666A52 | ADB | | ADU | ADB | | ADU | ACB | | ACU | ADB | | ADU | | | | 1 | |
| | | D7UZ 12666A52 | | ADR | | | ADR | | | ACR | | | ADR | | | | | 1 | |
| 668A04 BACK ASSY. (REAR SEAT) — Incl. cover | | | | | | | | | | | | | | | | | | | |
| TRIM CODES ▶ | | | AA | AB | AD | AR | AU | BA | BB | BD | BR | BU | | | | | | | |
| F100/350 (Super Cab) | R/L | D5TZ 13668A04 | A | B | | ★ | H | A | B | | ★ | H | | | | | | 2 | |
| | | -- flip seats | | | | | | | | | | | | | | | | | |
| | R/L | D6TZ 13668A04 | | | B | | | | | B | | | | | | | | 2 | |
| TRIM CODES ▶ | | | CA | CB | CD | CR | CU | DA | DB | DD | DR | DU | | | | | | | |
| F100/350 (Super Cab) | R/L | D5TZ 13668A04 | A | B | | ★ | H | A | B | | ★ | H | | | | | | 2 | |
| | | -- flip seats | | | | | | | | | | | | | | | | | |
| | R/L | D6TZ 13668A04 | | | B | | | | | B | | | | | | | | 2 | |
| TRIM CODES ▶ | | | EA | EB | ED | ER | EU | FA | FB | FD | FR | FU | | | | | | | |
| F100/350 (Super Cab) | R/L | D5TZ 13668A04 | A | B | | ★ | H | A | B | | ★ | H | | | | | | 2 | |
| | | -- flip seats | | | | | | | | | | | | | | | | | |
| | R/L | D6TZ 13668A04 | | | B | | | | | B | | | | | | | | 2 | |
| TRIM CODES ▶ | | | LA | LB | LD | LR | LU | MB | MD | MU | NB | ND | NU | | | | | | |
| F100/350 (Super Cab) | R/L | D5TZ 13668A04 | A | B | | ★ | H | B | | H | B | | H | | | | | 2 | |
| | | -- flip seats | | | | | | | | | | | | | | | | | |
| | R/L | D6TZ 13668A04 | | | B | | | | B | | | B | | | | | | 2 | |

1973/79 TRUCK SERIES 100/500

| BODY TYPE | R/L | PART NUMBER LESS SUFFIX | TRIM CODES AND APPLICABLE PART NUMBER SUFFIXES | | | | | | | | | | | | QTY | | | |
|---------------------------------------|-----|--|--|-------|------|--------|------|------|-------|--------|----------------|-----|--------|-------|-------|--|----|----|
| 668A04 | | BACK ASSY. (REAR SEAT) - Incl. cover -- Cont'd | | | | | | | | | | | | | | | | |
| | | | TRIM CODES | QA | QB | QD | QR | QU | | | | | | | | | | |
| F100/350 (Super Cab) -- flip seats | R/L | D5TZ 13668A04 | A | B | | ★ | H | | | | | | | | | | | 2 |
| | R/L | D6TZ 13668A04 | | | B | | | | | | | | | | | | | 2 |
| BODY TYPE | R/L | PART NUMBER LESS SUFFIX | COLORS and APPLICABLE PART NUMBER SUFFIXES | | | | | | | | | | | | | | Q | |
| | | | AVO- CADO | BLACK | BLUE | GINGER | GRAY | GOLD | GREEN | ORANGE | PARCH- MENT | RED | SADDLE | WHITE | OTHER | | | T |
| 67060 | | PLUG (REAR SEAT ARM) | | | | | | | | | | | | | | | Y. | |
| Notes: | | ▲ Tan | | | | | | | | | | | | | | | | |
| E100/250 (82) | | D3UZ 1267060 | | | B | C | | | | | | | | | | | | AR |
| | | D5UZ 1267060 | | | | | | | A | | | | | | | | ▲B | AR |
| 67112-3 | | REST (REAR SEAT ARM) | | | | | | | | | | | | | | | | |
| Notes: | | ▲ Tan, ⊕ Use with Auxiliary A/C or Heater | | | | | | | | | | | | | | | | |
| E100/250 (82) | R | D3UZ 1267112 | | | C | B | | | | | | | | | | | | AR |
| | R | D5UZ 1267112 | | | | | | | | | | | | | | | ▲B | AR |
| | ⊕ | D5UZ 1167113 | | | | B | | | A | | | | | | | | ▲D | AR |
| | R | D7UZ 1267112 | | | | | | | A9R | | | | | | | | | AR |

INSTRUCTIONS

Determine correct Group Number by referring to an appropriate illustration in the Interior Trim Section of the Illustration Catalog. Form FP 8096-B or the Soft Trim Index of this catalog. Identify Model, Body Type and Trim Code by referring to 1978 Warranty Plate Codes.

| | | | | | |
|--|-------|---|------|----------------|------|
| SEE OPERATORS MANUAL FOR EQUIP. REQ'D FOR MAX. GVW & LOAD CAPACITIES | | | | | |
| 180EV690001 | | WARRANTY VOID IF LOAD CAPACITY EXCEEDED | | MADE IN U.S.A. | |
| WARRANTY NO. ADEQUATE TIRES REQ'D FOR AXLE LOADINGS | | | | | |
| W.S. | COLOR | MODEL | BODY | TRANS. | AXLE |
| 150 | JM | 1802 | L34 | 2M | GCS |
| 39000 | 182 | 3800 | 72 | | |
| MAX. GVW. LBS. | | CERT. NET H.P. | | R.P.M. D.S.O. | |

L3 — TRIM CODE

REFER TO THE CODES LISTED ON THE FOLLOWING PAGES AND USE THESE CODES TO DETERMINE SEAT COVER PART NUMBERS. ALSO REFER TO THE GENERAL INFORMATION SECTION OF THIS CATALOG FOR INTERPRETATION OF BODY TYPE CODES. P-8280

The 1978 Soft Trim Catalog consists of:

- (1) Trim Scheme Codes
- (2) Listing of Soft Trim Parts for all Econoline (E100/350) and Truck (F100/350).

TRIM SCHEME CODES

- Consists of:
- (1) Listing of: Trim Scheme Codes arranged in order of series and body types i.e. F100 (81B), etc.
 - (2) Description of Trim Schemes.
 - (3) Type of seat.

How to use: Identify Body Type and Trim Code and apply this information to listing of Trim Scheme Codes. (For material identification refer to Salesman's Color and Trim Selections Guide.)

For example, to determine Trim Scheme for Trim Code AA on F100/350, refer to Page 5. As shown on Page 5, Trim Code AA indicates: (1) Series and Body Type - F100/350. (2) Trim Scheme description (Black all vinyl).

| CODE | SERIES and BODY TYPE | TRIM SCHEME DESCRIPTION |
|------|----------------------|-------------------------|
| AA | F100(81A) | F SERIES |
| | | Black all vinyl |
| | | Blue all vinyl |

P-12814-A

SOFT TRIM PARTS for ALL ECONOLINE (E100/350) and TRUCK (F100/350).

Consists of: (1) Parts cataloged by color (e.g. groups 04104, 04282, etc.)

(2) Parts cataloged by trim code (e.g. groups 62900, 64416, etc.).

(3) Miscellaneous parts (e.g. groups 60032, 60050, etc.).

PARTS CATALOGED BY COLOR:

- (1) Identify Body Type and Color of desired part.
- (2) Determine Group Number of part.
- (3) Locate appropriate Color listed at top of page.
- (4) Match Color with Body Type to select desired part number.

For example, should a Blue Sun Visor (group number 04104) be desired for an F100 body type 81B:

- (1) Refer to group 04104.
- (2) Read list of Colors above title to find Blue.
- (3) Read down to find F100/350.
- (4) Part number shown is D8TZ 1004104 and suffix in "Blue" column is G.

| BODY TYPE | LESS SUFFIX | AVO CADO | BLACK | BLUE | GREEN | BROWN | RED | SADDLE | WHITE | OTHER |
|--------------|------------------------------|-------------|-------|------|-------|-------|-----|--------|-------|-------|
| 04104 | VISOR (LESS ARM and BRACKET) | | | | | | | | | |
| E100/300 | D3UZ 1104104 | | | A | C | B | D | | | 2 |
| F100/350(81) | D8TZ 1004104 | G | H | E | F | | D | C | A | |

P-12814-B

PARTS CATALOGED BY TRIM CODE:

- (1) Identify Series, Body and Trim Code.
- (2) Determine Group Number of part.
- (3) Locate appropriate Trim Code (listing of Trim Codes precedes each body type).
- (4) Match Series and Body Type with Trim Code to select part number.

For example, should a R.H. Front Door Trim Panel (group 23942) be required for a F100, Trim Code AD:

- (1) Refer to group 23942-3.
- (2) Read down to locate F100/500
- (3) Read trim codes (listed numerically) to find Trim Code AD.
- (4) Part number shown is D6TZ 1023942 and suffix listed is A.

| 23942-3 | | PANEL (FRONT DOOR TRIM) | | TRIM CODES | | AG | AU | BA | BB | BD |
|----------|---|-------------------------|---------|------------|---|----|----|----|----|----|
| F100/500 | R | D4TZ | 1023942 | A | D | | | M | K | 1 |
| | L | D4TZ | 1023943 | A | D | | | M | K | 1 |
| | R | D6TZ | 1023942 | | | A | F | | | 1 |
| | | | | | | A | F | | | 1 |

P-12814-C

**1973/79
TRUCK SERIES 100/500**

| 1978 TRIM SCHEME CODES AS LISTED ON WARRANTY PLATE | | | | |
|---|----------------------------|-------------------------|----------------|------|
| CODE | SERIES and BODY TYPE | TRIM SCHEME DESCRIPTION | ● TYPE OF SEAT | |
| | | | FRONT | REAR |

FOR MATERIAL IDENTIFICATION
REFER to SALESMAN'S
COLOR and TRIM SELECTIONS GUIDE

● B – Bucket seat CA – Captain's chair F – Folding seat
△ 5, 8 and 12 Passenger wagons are identified by the basic series code i.e. the first three (3) characters of the
Serial Number: Example: E02HHW00003 – (E02 – 8 Pass. E100)

| | | |
|--------------------------------|-------------------------------------|--|
| 5 Pass. (1st and 2nd seats) | 8 Pass. (1st, 2nd and 3rd seats) | 12 Pass. (1st, 2nd, 3rd and 4th seats) |
|--------------------------------|-------------------------------------|--|

| | | |
|-------------------|-------------------|-----|
| E01 E11 E21 | E02 E12 E22 | E23 |
|-------------------|-------------------|-----|

| ECONOLINE | | | | |
|-----------|-----------------|---------------------------|--------|------|
| CODE | SERIES | DESCRIPTION | FRONT | REAR |
| AA | 82 | Black all vinyl | B | △ |
| AA | 89, Cutaway Cab | Black all vinyl | B or F | No |
| AB | 82 | Blue all vinyl | B | △ |
| AB | 89, Cutaway Cab | Blue all vinyl | B or F | No |
| AR | 82 | Jade all vinyl | B | △ |
| AR | 89, Cutaway Cab | Jade all vinyl | B or F | No |
| AU | 82 | Tan all vinyl | B | △ |
| AU | 89, Cutaway Cab | Tan all vinyl | B or F | No |
| BA | 82 | Black all vinyl | B | △ |
| BA | 89, Cutaway Cab | Black all vinyl | B or F | No |
| BB | 82 | Blue all vinyl | B | △ |
| BB | 89, Cutaway Cab | Blue all vinyl | B or F | No |
| BR | 82 | Jade all vinyl | B | △ |
| BR | 89, Cutaway Cab | Jade all vinyl | B or F | No |
| BU | 82 | Tan all vinyl | B | △ |
| BU | 89, Cutaway Cab | Tan all vinyl | B or F | No |
| CB | 82 | Blue vinyl and blue cloth | B | △ |
| CB | 89, Cutaway Cab | Blue vinyl and blue cloth | B or F | No |
| CR | 82 | Jade vinyl and jade cloth | B | △ |
| CR | 89, Cutaway Cab | Jade vinyl and jade cloth | B or F | No |
| CU | 82 | Tan vinyl and tan cloth | B | △ |
| CU | 89, Cutaway Cab | Tan vinyl and tan cloth | B or F | No |
| DB | 82 | Blue all vinyl | B | △ |
| DB | 89, Cutaway Cab | Blue all vinyl | B or F | No |
| DR | 82 | Jade all vinyl | B | △ |
| DR | 89, Cutaway Cab | Jade all vinyl | B or F | No |
| DU | 82 | Tan all vinyl | B | △ |
| DU | 89, Cutaway Cab | Tan all vinyl | B or F | No |
| FB | 82 | Blue all vinyl | CA | △ |
| FB | 89, Cutaway Cab | Blue all vinyl | CA | No |
| FR | 82 | Jade all vinyl | CA | △ |
| FR | 89, Cutaway Cab | Jade all vinyl | CA | No |
| FU | 82 | Tan all vinyl | CA | △ |
| FU | 89, Cutaway Cab | Tan all vinyl | CA | No |
| GB | 82 | Blue all vinyl | CA | △ |
| GB | 89, Cutaway Cab | Blue all vinyl | CA | No |
| GR | 82 | Jade all vinyl | CA | △ |
| GR | 89, Cutaway Cab | Jade all vinyl | CA | No |
| GU | 82 | Tan all vinyl | CA | △ |
| GU | 89, Cutaway Cab | Tan all vinyl | CA | No |
| HB | 82 | Blue vinyl and blue cloth | CA | △ |

1973/79
TRUCK SERIES 100/500

| 1978 TRIM SCHEME CODES AS LISTED ON WARRANTY PLATE | | | | |
|--|----------------------------|-------------------------------------|----------------|--|
| CODE | SERIES and BODY TYPE | TRIM SCHEME DESCRIPTION | ● TYPE OF SEAT | |
| | | | FRONT | REAR |
| FOR MATERIAL IDENTIFICATION REFER to SALESMAN'S COLOR and TRIM SELECTIONS GUIDE | | | | |
| ● B – Bucket seat CA – Captain's chair F – Folding seat | | | | |
| △ 5, 8 and 12 Passenger wagons are identified by the basic series code i.e. the first three (3) characters of the Serial Number: Example: E02HHW00003 – (E02 – 8 Pass. E100) | | | | |
| 5 Pass. (1st and 2nd seats) | | 8 Pass. (1st, 2nd and 3rd seats) | | 12 Pass. (1st, 2nd, 3rd and 4th seats) |
| E01 | | E02 | | E23 |
| E11 | | E12 | | |
| E21 | | E22 | | |
| ECONOLINE — Cont'd | | | | |
| HB | 89, Cutaway Cab | Blue vinyl and blue cloth | CA | No |
| HR | 82 | Jade vinyl and jade cloth | CA | △ |
| HR | 89, Cutaway Cab | Jade vinyl and jade cloth | CA | No |
| HU | 82 | Tan vinyl and tan cloth | CA | △ |
| HU | 89, Cutaway Cab | Tan vinyl and tan cloth | CA | No |
| JB | 82 | Blue all vinyl | CA | △ |
| JB | 89, Cutaway Cab | Blue all vinyl | CA | No |
| JR | 82 | Jade all vinyl | CA | △ |
| JR | 89, Cutaway Cab | Jade all vinyl | CA | No |
| JU | 82 | Tan all vinyl | CA | △ |
| JU | 89, Cutaway Cab | Tan all vinyl | CA | No |
| KA | 82 | Black all vinyl | CA | No |
| KA | 89, Cutaway Cab | Black all vinyl | CA | No |
| LA | 82 | Black all vinyl | CA | No |
| LA | 89, Cutaway Cab | Black all vinyl | CA | No |
| MA | 82 | Black all vinyl | CA | No |
| MA | 89, Cutaway Cab | Black all vinyl | CA | No |
| NB | 82 | Blue vinyl and blue cloth | CA | △ |
| NB | 89, Cutaway Cab | Blue vinyl and blue cloth | CA | No |
| NR | 82 | Jade vinyl and jade cloth | CA | △ |
| NR | 89, Cutaway Cab | Jade vinyl and jade cloth | CA | No |
| NU | 82 | Tan vinyl and tan cloth | CA | △ |
| NU | 89, Cutaway Cab | Tan vinyl and tan cloth | CA | No |
| PB | 82 | Blue vinyl and blue cloth | CA | △ |
| PB | 89, Cutaway Cab | Blue vinyl and blue cloth | CA | No |
| PR | 82 | Jade vinyl and jade cloth | CA | △ |
| PR | 89, Cutaway Cab | Jade vinyl and jade cloth | CA | No |
| PU | 82 | Tan vinyl and tan cloth | CA | △ |
| PU | 89, Cutaway Cab | Tan vinyl and tan cloth | CA | No |
| VA | 89, Cutaway Cab | Black all vinyl | B or F | No |
| VB | 89, Cutaway Cab | Blue all vinyl | B or F | No |
| VR | 89, Cutaway Cab | Jade all vinyl | B or F | No |
| VU | 89, Cutaway Cab | Tan all vinyl | B or F | No |
| WA | 89, Cutaway Cab | Black all vinyl | B or F | No |
| WB | 89, Cutaway Cab | Blue all vinyl | B or F | No |
| WR | 89, Cutaway Cab | Jade all vinyl | B or F | No |
| WU | 89, Cutaway Cab | Tan all vinyl | B or F | No |
| XB | 89, Cutaway Cab | Blue vinyl and blue cloth | B or F | No |
| XR | 89, Cutaway Cab | Jade vinyl and jade cloth | B or F | No |
| XU | 89, Cutaway Cab | Tan vinyl and tan cloth | B or F | No |
| YB | 89, Cutaway Cab | Blue all vinyl | B or F | No |
| YR | 89, Cutaway Cab | Jade all vinyl | B or F | No |
| YU | 89, Cutaway Cab | Tan all vinyl | B or F | No |
| ZA | 89, Cutaway Cab | Black all vinyl | B or F | No |

1973/79
TRUCK SERIES 100/500

1978 TRIM SCHEME CODES
AS LISTED ON WARRANTY PLATE

| CODE | SERIES and BODY TYPE | TRIM SCHEME DESCRIPTION |
|-----------------|-------------------------------------|--|
| F SERIES | | |
| AA | F100/350(81A) | Black and silver all vinyl with black appointments |
| AB | F100/350(81A) | Blue all vinyl |
| AD | F100/350(81A) | Red all vinyl |
| AR | F100/350(81A) | Jade all vinyl |
| AZ | F100/350(81A) | Saddle all vinyl |
| BA | F100/350(81E) Regular and Super Cab | Black and silver all vinyl with black appointments |
| BB | F100/350(81E) Regular and Super Cab | Blue all vinyl |
| BD | F100/350(81E) Regular and Super Cab | Red all vinyl |
| BR | F100/350(81E) Regular and Super Cab | Jade all vinyl |
| BZ | F100/350(81E) Regular and Super Cab | Saddle and tan all vinyl with saddle appointments |
| CA | F100/350(Ranger XLT) | Black vinyl and black cloth |
| CB | F100/350(Ranger XLT) | Blue vinyl and blue cloth |
| CD | F100/350(Ranger XLT) | Red vinyl and red cloth |
| CR | F100/350(Ranger XLT) | Jade vinyl and jade cloth |
| CZ | F100/350(Ranger XLT) | Saddle vinyl and saddle cloth |
| DA | F100/350(81A) | Black all vinyl |
| DB | F100/350(81A) | Blue all vinyl |
| DD | F100/350(81A) | Red all vinyl |
| DR | F100/350(81A) | Jade all vinyl |
| DZ | F100/350(81A) | Saddle and tan all vinyl with saddle appointments |
| EA | F100/350(81E) Regular and Super Cab | Black all vinyl |
| EB | F100/350(81E) Regular and Super Cab | Blue all vinyl |
| ED | F100/350(81E) Regular and Super Cab | Red all vinyl |
| ER | F100/350(81E) Regular and Super Cab | Jade all vinyl |
| EZ | F100/350(81E) Regular and Super Cab | Saddle and tan all vinyl with saddle appointments |
| FA | F100/350(Ranger XLT) | Black all vinyl |
| FB | F100/350(Ranger XLT) | Blue all vinyl |
| FD | F100/350(Ranger XLT) | Red all vinyl |
| FR | F100/350(Ranger XLT) | Jade all vinyl |
| FZ | F100/350(Ranger XLT) | Saddle and tan all vinyl with saddle appointments |
| GA | F100/350(81A) Regular Cab | Black vinyl with black appointments |
| GN | F100/350(81A) Regular Cab | Black vinyl with red appointments |
| GQ | F100/350(81A) Regular Cab | Black vinyl with blue appointments |
| G5 | F100/350(81A) Regular Cab | Black vinyl with jade appointments |
| G9 | F100/350(81A) Regular Cab | Black vinyl with saddle appointments |
| HA | F100/350(81E) Regular Cab | Black vinyl with black appointments |
| HN | F100/350(81E) Regular Cab | Black vinyl with red appointments |
| HQ | F100/350(81E) Regular Cab | Black vinyl with blue appointments |
| H5 | F100/350(81E) Regular Cab | Black vinyl with jade appointments |
| H9 | F100/350(81E) Regular Cab | Black vinyl with saddle appointments |
| JA | F100/350(Ranger XLT) Regular Cab | Black vinyl with black appointments |
| JN | F100/350(Ranger XLT) Regular Cab | Black vinyl with red appointments |
| JQ | F100/350(Ranger XLT) Regular Cab | Black vinyl with blue appointments |
| J5 | F100/350(Ranger XLT) Regular Cab | Black vinyl with jade appointments |
| J9 | F100/350(Ranger XLT) Regular Cab | Black vinyl with saddle appointments |
| KA | F100/350(Ranger Lariat) | Black vinyl and black cloth |
| KB | F100/350(Ranger Lariat) | Blue vinyl and blue cloth |
| KD | F100/350(Ranger Lariat) | Red vinyl and red cloth |
| KR | F100/350(Ranger Lariat) | Jade vinyl and jade cloth |
| KZ | F100/350(Ranger Lariat) | Saddle vinyl and saddle cloth |
| LA | F100/350(Ranger XLT) | Black and silver all vinyl with black appointments |
| LB | F100/350(Ranger XLT) | Blue all vinyl |
| LD | F100/350(Ranger XLT) | Red all vinyl |
| LR | F100/350(Ranger XLT) | Jade all vinyl |

**1973/79
TRUCK SERIES 100/500**

1978 SOFT TRIM TEXT SECTION

1

| BODY TYPE | R/L | PART NUMBER LESS SUFFIX | TRIM CODES, COLORS and APPLICABLE PART NUMBER SUFFIXES | | | | | | | | | | | | | Q T Y | |
|---|-------------------|-------------------------------|--|---------|------|-------------------------------|--------|---|---|-----|--|--------------|--------------|-------|----|-------------|---|
| | | | TRIM CODES | | | SECOND CHARACTER of TRIM CODE | | | | | | ALL CODES | ALL CODES | OTHER | | | |
| | | | -B | -D | -R | -U | -Z | | | | | BLACK | WHITE | | | | |
| | | COLORS | BLUE | RED | JADE | TAN | SADDLE | | | | | | | | | | |
| 02344-5 | | PANEL (COWL TRIM) | | | | | | | | | | | | | | | |
| Notes: | | ⊕ Chamois | | | | | | | | | | | | | | | |
| E100/350 | R | D5UZ | 1202344 | | | | | A | | | | | | D | | | 1 |
| | L | D5UZ | 1202345 | | | | | A | | | | | | D | | | 1 |
| | R | D7UZ | 1202344 | | | | | A | | | | | | | | | 1 |
| | L | D7UZ | 1202345 | | | | | A | | | | | | | | | 1 |
| | R | D8UZ | 1202344 | A | | | | | | | | | | | | | 1 |
| | L | D8UZ | 1202345 | A | | | | | | | | | | | | | 1 |
| F100/350 -- w/o integral A/C | R | D7TZ | 1002344 | | | A5D | A9R | | | | | | | A5A | | | 1 |
| | L | D7TZ | 1002345 | | | A5D | A9R | | | | | | | A5A | | | 1 |
| | R | D8TZ | 1002344 | A9B | | | | | | A2Z | | | | | | ⊕A2T | 1 |
| | L | D8TZ | 1002345 | A9B | | | | | | A2Z | | | | | | ⊕A2T | 1 |
| | R | D7TZ | 1002344 | | | A5D | A9R | | | | | | | A5A | | | 1 |
| | L | D7TZ | 1002345 | | | B5D | B9R | | | | | | | B5A | | | 1 |
| | R | D8TZ | 1002344 | A9B | | | | | | A2Z | | | | | | ⊕A2T | 1 |
| | L | D8TZ | 1002345 | B9B | | | | | | B2Z | | | | | | ⊕B2T | 1 |
| 04104-5 | | VISOR | | | | | | | | | | | | | | | |
| Notes: | | ⊕ Chamois | | | | | | | | | | | | | | | |
| E100/350 | R/L | D5UZ | 1104104 | | | | | C | | | | | | | B | | 2 |
| | R/L | D7UZ | 1104104 | | | | | A | | | | | | | | | 2 |
| | R/L | D8UZ | 1104104 | A | | | | | | | | | | | | | 2 |
| F100/350 (exc. Explorer) -- incl. colored pin | R/L | D3TZ | 1004104 | | | | | | | | | | | H | A | | 2 |
| | R/L | D6TZ | 1004104 | | | | | | | D | | | | | | | 2 |
| | R/L | D8TZ | 1004104 | G | F | | | | | H | | | | | | | 2 |
| | R | D8TZ | 1004104 | D | B | A | | | | E | | | | C | | | 2 |
| -- incl. bright pin -- w/illuminated mirror | R | D8TZ | 1004104 | N | L | K | | | P | | | | M | R | ⊕J | 1 | |
| | L | D8TZ | 1004105 | E | C | B | | | F | | | | D | G | ⊕A | 1 | |
| F100/350 (Explorer) -- incl. colored pin | R/L | D8TZ | 1004104 | | | U | | | | | | | | | | ⊕W | 2 |
| | R/L | D6TZ | 1004104 | | | | | | | D | | | | | | | 2 |
| | R | D8TZ | 1004104 | | | S | K | | | | | | | | | ⊕J | 1 |
| | L | D8TZ | 1004105 | | | S | B | | | | | | | | | ⊕A | 1 |
| 04282 | | PAD (INSTRUMENT PANEL) | | | | | | | | | | | | | | | |
| E100/350 -- w/o integral A/C | | D5UZ | 2204282 | | | | | C | | | | | | B | | | 1 |
| | | D7UZ | 2204282 | | | | | A | | | | | | | | | 1 |
| | | D8UZ | 2204282 | A | | | | | | | | | | | | | 1 |
| | -- w/integral A/C | | D5UZ | 2204282 | | | | | G | | | | | F | | | 1 |
| | | | D7UZ | 2204282 | | | | | B | | | | | | | | 1 |
| | | D8UZ | 2204282 | B | | | | | | | | | | | | 1 | |
| F100/350 | | D3TZ | 1004282 | | | | | | | | | | | C | | | 1 |
| | | D6TZ | 1004282 | | | A | C | | | | | | | | | | 1 |
| | | D8TZ | 1004282 | A | | | | | | B | | | | | | | 1 |
| 13000-1 | | CARPET (FRONT FLOOR) | | | | | | | | | | | | | | | |
| Notes: | | ⊕ Chamois | | | | | | | | | | | | | | | |
| E100/350 | R | D5UZ | 1213000 | | | | | B | | | | | | | | | 1 |
| | R | D7UZ | 1213000 | | | | | A | | | | | | B | | | 1 |
| | R | D8UZ | 1213000 | A | | | | | | | | | | | | | 1 |
| | L | D8UZ | 1213001 | B | | A | C | | | | | | | D | | | 1 |
| F100/350 (exc. Super Cab) -- 2/W/D with A/T or 3/M/T -- 2/W/D with 4/M/T or 4/W/D | | D8TZ | 1013000 | B | E | A | | D | | | | | | C | | ⊕M | 1 |
| | | D8TZ | 1013000 | G | K | F | | J | | | | | | H | | ⊕L | 1 |

APRIL, 1980

COPYRIGHT © 1980-- FORD MOTOR --DEARBORN, MICHIGAN
COMPANY

CHANGE 1

**1973/79
TRUCK SERIES 100/500**

1978 SOFT TRIM TEXT SECTION

| BODY TYPE | R/L | PART NUMBER LESS SUFFIX | TRIM CODES, COLORS and APPLICABLE PART NUMBER SUFFIXES | | | | | | | | | | | | | Q T O T A L |
|---|-----|----------------------------|--|-----|------|-----|--------|-------------------------------|-----|------|-----|--------|-----------------------|-----------------------|-------|----------------------------|
| | | | TRIM CODES | | | | | SECOND CHARACTER of TRIM CODE | | | | | ALL CODES BLACK | ALL CODES WHITE | OTHER | |
| | | | -B | -D | -R | -U | -Z | BLUE | RED | JADE | TAN | SADDLE | | | | |
| COLORS | | | BLUE | RED | JADE | TAN | SADDLE | | | | | | | | | |
| 13042-3 MAT or CARPET (AUXILIARY FLOOR WHEEL HOUSE COVER) — Cont'd | | | | | | | | | | | | | | | | |
| E100/350 -- carpet | R | D5UZ 2213042 | | | | | F | | | | | | | | 1 | |
| | R | D7UZ 2213042 | | | | C | | | | | | | | | 1 | |
| | R | D8UZ 2213042 | | C | | | | | | | | B | | | 1 | |
| | L | D5UZ 2213043 | | | | | F | | | | | | | | 1 | |
| | L | D7UZ 2213043 | | | | C | | | | | | | | | 1 | |
| | L | D8UZ 2213043 | | C | | | | | | | | | B | | 1 | |
| 13046 CARPET (REAR FLOOR) | | | | | | | | | | | | | | | | |
| E100/350 (exc. Super Van/Wagon) | | D8UZ 1113046 | | B | | A | C | | | | | D | | | 1 | |
| -- 124" W/B | | D8UZ 2213046 | | B | | A | C | | | | | D | | | 1 | |
| -- 138" W/B | | D8UZ 1613046 | | B | | A | C | | | | | D | | | 1 | |
| E150/350 (Super Van/Wagon) | | D8UZ 3313046 | | B | | A | C | | | | | D | | | 1 | |
| E250/350 (Cutaway Cab) | | D8UZ 2513046 | | B | | A | C | | | | | D | | | 1 | |
| F250/350 (Crew Cab) | | D8TZ 2513046 | | A | E | C | | B | | | | D | | | 1 | |
| 13054 MAT (REAR FLOOR FRONT) | | | | | | | | | | | | | | | | |
| E100/350 | | D8UZ 2213054 | | C | | A | D | | | | | B | | | 1 | |
| E250/350 (Cutaway Cab) | | D8UZ 3313054 | | C | | A | D | | | | | B | | | 1 | |
| F250/350 (Crew Cab) | | D3TZ 2513054 | | | | | | | | | | B | | | 1 | |
| -- integral A/C | | D6HZ 2513054 | | | | | | | | | | A | | | 1 | |
| -- w/o integral A/C | | D6HZ 2513054 | | | | | | | | | | A | | | 1 | |
| 13074-5 MAT (REAR FLOOR SIDE STEP) | | | | | | | | | | | | | | | | |
| F250/350 (Crew Cab) | R | D4TZ 2513074 | | | | | | | | | | A | | | 1 | |
| | L | D4TZ 2513075 | | | | | | | | | | A | | | 1 | |
| 13086 MAT (FRONT FLOOR) | | | | | | | | | | | | | | | | |
| Notes: ▲ Brown, ⊕ Chamois | | | | | | | | | | | | | | | | |
| F100/350 -- Ford logo | | D9TZ 8113086 | | B | C | | | | | | | A | | ▲D | 1 | |
| -- Diamond logo | | C6AZ 6213086 | | C | D | | | | | | | A | | | 1 | |
| TWIN (Incl. carpet insert) | | | | | | | | | | | | | | | | |
| F100/350 -- w/leaf design | | D8TZ 1013086 | | B | A | | | | | | | | | | 1 | |
| F100/350 -- Ford logo | | D8TZ 9813086 | | A | B | C | | | | | | | | ⊕D | 1 | |
| | | D8RZ 6413086 | | | | | | | | | | B | | | 1 | |
| BODY TYPE | R/L | PART NUMBER | DESCRIPTION | | | | | | | | | | | | QTY | |
| 13174 FILLER (REAR FLOOR FRONT) | | | | | | | | | | | | | | | | |
| E100/350 (82) | | D5UZ 1613174-A | Use with 2nd, 3rd and 4th seat | | | | | | | | | | | | AR | |
| | | D8UZ 1113175-A | Use with 5th seat | | | | | | | | | | | | 1 | |
| E100/350 (89) -- 124" W/B -- 138" W/B | | D8UZ 1113174-A | | | | | | | | | | | | | 3 | |
| | | D8UZ 1113174-B | Front | | | | | | | | | | | | 2 | |
| | | D8UZ 1113175-B | Rear | | | | | | | | | | | | 1 | |
| | | | | | | | | | | | | | | | | |
| 13175 Refer to group 13174 | | | | | | | | | | | | | | | | |

1973/79
TRUCK SERIES 100/500

| BODY TYPE | R/L | PART NUMBER LESS SUFFIX | TRIM CODES, COLORS and APPLICABLE PART NUMBER SUFFIXES | | | | | | | | | | | QTY | |
|------------------------------------|------|----------------------------|--|-------------------------------|--------|----|----|----|--|--------------|--------------|-------|-------|-----|---|
| | | | TRIM CODES | SECOND CHARACTER of TRIM CODE | | | | | | ALL CODES | ALL CODES | OTHER | | | |
| | | | | -B | -D | -R | -U | -Z | | | | | | | |
| COLORS | BLUE | RED | JADE | TAN | SADDLE | | | | | | | BLACK | WHITE | | |
| 13182 MAT (REAR FLOOR REAR) | | | | | | | | | | | | | | | |
| E100/350 (exc. Super Van/Wagon) | | D5UZ 2213182 | | | | | | | | | | | A | | 1 |
| | | D7UZ 2213182 | | | | | | | | | | | | | 1 |
| | | D8UZ 2213182 | | A | | | | | | | | | | | 1 |
| E100/350 (Super Van/Wagon) | | D8UZ 1513182 | | B | | A | | C | | | | | D | | 1 |

| 20104-5 COMPARTMENT (DOOR TRIM PANEL MAP) | | | | | | | | | | | | | | | |
|--|---|--------------|--|--|---|---|---|--|--|--|--|--|---|---|------|
| Notes: ⊕ Chamois | | | | | | | | | | | | | | | |
| F100/350 (exc. Explorer) | R | D8TZ 1020104 | | | D | B | A | | | | | | C | | 1 |
| | L | D8TZ 1020105 | | | D | B | A | | | | | | | C | 1 |
| F100/350 (Explorer) | R | D8TZ 1020104 | | | | G | A | | | | | | | | ⊕F 1 |
| | L | D8TZ 1020105 | | | | G | A | | | | | | | | ⊕F 1 |

| 23942-3 PANEL (FRONT DOOR TRIM) | | | | | | | | | | | | | | | |
|--|---|--------------|--|--|-----|--|-----|--|--|--|--|--|-----|--|---|
| Notes: † Wood grain insert with color-keyed vinyl border, ● Wood grain insert with saddle vinyl border, § Wood grain insert without vinyl border | | | | | | | | | | | | | | | |
| E100/350 -- w/o carpeting and wood grain insert | R | D8UZ 2223942 | | | DBB | | | | | | | | | | 1 |
| | L | D8UZ 2223943 | | | DBB | | | | | | | | | | 1 |
| | R | D7UZ 2223942 | | | | | ABR | | | | | | ABA | | 1 |
| | L | D7UZ 2223943 | | | | | ABR | | | | | | ABA | | 1 |
| -- w/carpeting and wood grain insert | R | D5UZ 2223942 | | | | | | | | | | | ABU | | 1 |
| | L | D5UZ 2223943 | | | | | | | | | | | ABU | | 1 |
| | R | D8UZ 2223942 | | | CCB | | | | | | | | | | 1 |
| | L | D8UZ 2223943 | | | CCB | | | | | | | | | | 1 |
| | R | D7UZ 2223942 | | | | | BCR | | | | | | BLA | | 1 |
| | L | D7UZ 2223943 | | | | | BCR | | | | | | BLA | | 1 |
| | R | D5UZ 2223942 | | | | | | | | | | | BCU | | 1 |
| | L | D5UZ 2223943 | | | | | | | | | | | BCU | | 1 |

| BODY TYPE | R/L | PART NUMBER LESS SUFFIX | TRIM CODES AND APPLICABLE PART NUMBER SUFFIXES | | | | | | | | | | | QTY | | |
|--|---------------------|----------------------------|--|-----|-----|-----|-----|-----|-----|-----|-----|-----|-----|-----|---|---|
| | | | TRIM CODES | AA | AB | AD | AR | AZ | BA | BB | BD | BR | BZ | | | |
| 23942-3 PANEL (FRONT DOOR TRIM) — Cont'd | | | | | | | | | | | | | | | | |
| Notes: † Wood grain insert with color-keyed vinyl border, ● Wood grain insert with saddle vinyl border, § Wood grain insert without vinyl border | | | | | | | | | | | | | | | | |
| E100/350 Listed by color at the beginning of this group | | | | | | | | | | | | | | | | |
| F100/350 "Before Ser. CG0,001" | R | D8TZ 1023942 | F9A | F6B | | F8R | B8Z | D9A | D6B | D5D | D8R | D8Z | | | 1 | |
| | L | D8TZ 1023943 | F9A | B6B | | F8R | B8Z | D9A | D6B | D5D | D8R | D8Z | | | 1 | |
| | R | D6TZ 1023942 | | | A | | | | | | | | | | 1 | |
| | L | D6TZ 1023943 | | | A | | | | | | | | | | 1 | |
| | "From Ser. CG0,001" | R | D8TZ 1023942 | F9A | F6B | F5D | F8R | F8Z | H9A | H6B | H5D | H8R | H8Z | | | 1 |
| | | L | D8TZ 1023943 | F9A | F6B | F5D | F8R | F8Z | H9A | H6B | H5D | H8R | H8Z | | | 1 |

**1973/79
TRUCK SERIES 100/500**

| BODY TYPE | R/L | PART NUMBER LESS SUFFIX | TRIM CODES AND APPLICABLE PART NUMBER SUFFIXES | | | | | | | | | | | | QTY | | | |
|--|-----|----------------------------|---|-----|-----|-----|-----|-----|-----|-----|-----|-----|--|--|-----|--|--|---|
| 23942-3 PANEL (FRONT DOOR TRIM) — Cont'd | | | Notes: † Wood grain insert with color-keyed vinyl border, ● Wood grain insert with saddle vinyl border, \$ Wood grain insert without vinyl border | | | | | | | | | | | | | | | |
| | | | TRIM CODES ▶ | | | | | | | | | | | | | | | |
| F100/350 | †R | D8TZ 1023942 | B9A | C6B | B5D | B8R | C8Z | | | | | | | | | | | 1 |
| | †L | D8TZ 1023943 | B9A | C6B | B5D | B8R | C8Z | | | | | | | | | | | 1 |
| | ●R | D8TZ 1023942 | E9A | E6B | E5D | E8R | E8Z | | | | | | | | | | | 1 |
| | ●L | D8TZ 1023943 | E9A | E6B | E5D | E8R | E8Z | | | | | | | | | | | 1 |
| | \$R | D8TZ 1023942 | J9A | J6B | J5D | J8R | J8Z | | | | | | | | | | | 1 |
| | \$L | D8TZ 1023943 | J9A | J6B | J5D | J8R | J8Z | | | | | | | | | | | 1 |
| | | | TRIM CODES ▶ | | | | | | | | | | | | | | | |
| F100/350 | R | D8TZ 1023942 | F9A | F6B | | F8R | B8Z | D9A | D6B | D5D | D8R | D8Z | | | | | | 1 |
| "Before Ser. CG0,001" | L | D8TZ 1023943 | F9A | B6B | | F8R | B8Z | D9A | D6B | D5D | D8R | D8Z | | | | | | 1 |
| | R | D6TZ 1023942 | | | A | | | | | | | | | | | | | 1 |
| | L | D6TZ 1023943 | | | A | | | | | | | | | | | | | 1 |
| "From Ser. CG0,001" | R | D8TZ 1023942 | F9A | F6B | F5D | F8R | F8Z | H9A | H6B | H5D | H8R | H8Z | | | | | | 1 |
| | L | D8TZ 1023943 | F9A | F6B | F5D | F8R | F8Z | H9A | H6B | H5D | H8R | H8Z | | | | | | 1 |
| | | | TRIM CODES ▶ | | | | | | | | | | | | | | | |
| F100/350 | †R | D8TZ 1023942 | B9A | C6B | B5D | B8R | C8Z | | | | | | | | | | | 1 |
| | †L | D8TZ 1023943 | B9A | C6B | B5D | B8R | C8Z | | | | | | | | | | | 1 |
| | ●R | D8TZ 1023942 | E9A | E6B | E5D | E8R | E8Z | | | | | | | | | | | 1 |
| | ●L | D8TZ 1023943 | E9A | E6B | E5D | E8R | E8Z | | | | | | | | | | | 1 |
| | \$R | D8TZ 1023942 | J9A | J6B | J5D | J8R | J8Z | | | | | | | | | | | 1 |
| | \$L | D8TZ 1023943 | J9A | J6B | J5D | J8R | J8Z | | | | | | | | | | | 1 |
| | | | TRIM CODES ▶ | | | | | | | | | | | | | | | |
| F100/350 | R | D8TZ 1023942 | F9A | | F6B | F8R | B8Z | D9A | D5D | D6B | D8R | D8Z | | | | | | 1 |
| "Before Ser. CG0,001" | L | D8TZ 1023943 | F9A | | B6B | F8R | B8Z | D9A | D5D | D6B | D8R | D8Z | | | | | | 1 |
| | R | D6TZ 1023942 | | A | | | | | | | | | | | | | | 1 |
| | L | D6TZ 1023943 | | A | | | | | | | | | | | | | | 1 |
| "From Ser. CG0,001" | R | D8TZ 1023942 | F9A | F5D | F6B | F8R | F8Z | H9A | H5D | H6B | H8R | H8Z | | | | | | 1 |
| | L | D8TZ 1023943 | F9A | F5D | F6B | F8R | F8Z | H9A | H5D | H6B | H8R | H8Z | | | | | | 1 |
| | | | TRIM CODES ▶ | | | | | | | | | | | | | | | |
| F100/350 | †R | D8TZ 1023942 | B9A | B5D | C6B | B8R | C8Z | | | | | | | | | | | 1 |
| | †L | D8TZ 1023943 | B9A | B5D | C6B | B8R | C8Z | | | | | | | | | | | 1 |
| | ●R | D8TZ 1023942 | E9A | E5D | E6B | E8R | E8Z | | | | | | | | | | | 1 |
| | ●L | D8TZ 1023943 | E9A | E5D | E6B | E8R | E8Z | | | | | | | | | | | 1 |
| | \$R | D8TZ 1023942 | J9A | J5D | J6B | J8R | J8Z | | | | | | | | | | | 1 |
| | \$L | D8TZ 1023943 | J9A | J5D | J6B | J8R | J8Z | | | | | | | | | | | 1 |
| | | | TRIM CODES ▶ | | | | | | | | | | | | | | | |
| F100/350 | R | D8TZ 1023942 | A9A | A6B | A5D | A8R | A8Z | | | | | | | | | | | 1 |
| "Before Ser. CG0,001" | L | D8TZ 1023943 | G9A | G6B | G5D | A8R | A8Z | | | | | | | | | | | 1 |
| "From Ser. CG0,001" | R | D8TZ 1023942 | G9A | G6B | G5D | G8R | G8Z | | | | | | | | | | | 1 |
| | L | D8TZ 1023943 | G9A | G6B | G5D | G8R | G8Z | | | | | | | | | | | 1 |

**1973/79
TRUCK SERIES 100/500**

1978 SOFT TRIM TEXT SECTION 7

| BODY TYPE | R/L | PART NUMBER LESS SUFFIX | TRIM CODES, COLORS and APPLICABLE PART NUMBER SUFFIXES | | | | | | | | | | | | | Q T Y | | |
|---|-----------------------------|---|--|-------------------------------|-----------|------------|-----------|--------------|-----|-----------------------|-----------------------|-------|-----|-----|---|-------------|----|---|
| | | | TRIM CODES | SECOND CHARACTER of TRIM CODE | | | | | | ALL CODES BLACK | ALL CODES WHITE | OTHER | Y | | | | | |
| | | | | -B BLUE | -D RED | -R JADE | -U TAN | -Z SADDLE | | | | | | | | | | |
| 24140-1 | | REST (FRONT DOOR ARM) | | | | | | | | | | | | | | | | |
| Notes: | | ⊕ Chamois | | | | | | | | | | | | | | | | |
| E100/350 -- door "Before Ser. AE0,001" | R | D3UZ 1124140 | | | | | | | | | | | | | D | | | 1 |
| | L | D3UZ 1124141 | | | | | | | | | | | | | D | | | 1 |
| | R | D8UZ 1124140 | A3B | | | | | | | | | | | | | | | 1 |
| | L | D8UZ 1124141 | A3B | | | | | | | | | | | | | | | 1 |
| | R | D5UZ 1124140 | | | | | B | | | | | | | | | | | 1 |
| | L | D8UZ 1124141 | | | | | B | | | | | | | | | | | 1 |
| | R | D7UZ 1124140 | | | | A9R | | | | | | | | | | | | 1 |
| | L | D7UZ 1124141 | | | | A9R | | | | | | | | | | | | 1 |
| | "From Ser. AE0,001" | R | D8UZ 1124140 | A3B | | C | B | | | | | | | | | | | 1 |
| | | L | D8UZ 1124141 | A3B | | C | B | | | | | | | | | | | 1 |
| | -- quarter | R/L | D8FZ 6224140 | C | | A | B | | | | | | | | A | | | 1 |
| | | R | D8TZ 1024140 | B | | | | | | D | | | | | | | | 1 |
| | F100/350 (exc. Explorer) | L | D8TZ 1024141 | B | | | | | | D | | | | | | | | 1 |
| | | R | D3TZ 1024140 | | | | | | | | | | | | E | | | 1 |
| L | | D3TZ 1024141 | | | | | | | | | | | | E | | | 1 | |
| R | | D6TZ 1024140 | | B | A | | | | | | | | | | | | 1 | |
| L | | D6TZ 1024141 | | B | A | | | | | | | | | | | | 1 | |
| F100/350 (Explorer) | | R | D8TZ 1024140 | | | F | | | | | | | | | | | ⊕E | 1 |
| | L | D8TZ 1024141 | | | F | | | | | | | | | | | ⊕E | 1 | |
| | R | D6TZ 1024140 | | | A | | | | | | | | | | | | 1 | |
| | L | D6TZ 1024141 | | | A | | | | | | | | | | | | 1 | |
| 27406-7 | | PANEL (REAR DOOR TRIM) | | | | | | | | | | | | | | | | |
| F250/350 -- w/o wood grain insert | R | D8TZ 2527406 | | B6B | B9D | | | | B8Z | | | | | | | | 1 | |
| | L | D8TZ 2527407 | | B6B | B9D | | | | B8Z | | | | | | | | 1 | |
| | R | D7TZ 2527406 | | | | B8A | | | | | | | | | | | 1 | |
| | L | D7TZ 2527407 | | | | B8A | | | | | | | | | | | 1 | |
| | R | D5TZ 2527406 | | | | | | | | | | | | B9A | | | 1 | |
| F250/350 -- w/wood grain insert "Before Ser. CG0,001" | L | D5TZ 2527407 | | | | | | | | | | | | B9A | | | 1 | |
| | R | D8TZ 2527406 | A6B | B5D | B8R | | | A2Z | | | | | B9A | | | 1 | | |
| | L | D8TZ 2527407 | A6B | B5D | B8R | | | A2Z | | | | | B9A | | | 1 | | |
| | "From Ser. CG0,001" | R | D8TZ 2527406 | C6B | A5D | A8R | | | A8Z | | | | | A9A | | | 1 | |
| L | | D8TZ 2527407 | C6B | A5D | A8R | | | A8Z | | | | | A9A | | | 1 | | |
| 27411 | | PANEL (BODY SIDE DOOR TRIM) - Also refer to groups 274A66 and 27472 | | | | | | | | | | | | | | | | |
| Notes: | | △ Without wood grain insert, ▲ With wood grain insert | | | | | | | | | | | | | | | | |
| E100/350 -- w/hinged doors -front | △ | D8UZ 1227411 | A5B | | | | | | | | | | | | | | 1 | |
| | △ | D7UZ 1227411 | | | | ABR | ABU | | | | | | | | | 1 | | |
| | -rear | △ | D8UZ 1227419 | A5B | | | | | | | | | | | | | | 1 |
| △ | | D7UZ 1227419 | | | | ABR | ABU | | | | | | | | | 1 | | |
| E100/350 -- w/hinged doors -front | ▲ | D8UZ 1227411 | B5B | | | | | | | | | | | | | | 1 | |
| | ▲ | D7UZ 1227411 | | | | BCR | BCU | | | | | | | | | 1 | | |
| | -rear | ▲ | D8UZ 1227419 | B5B | | | | | | | | | | | | | | 1 |
| ▲ | | D7UZ 1227419 | | | | BCR | BCU | | | | | | | | | 1 | | |

1973/79 TRUCK SERIES 100/500

| BODY TYPE | R/L | PART NUMBER LESS SUFFIX | TRIM CODES, COLORS and APPLICABLE PART NUMBER SUFFIXES | | | | | | | | | | | | | | | QTY | | | | |
|---|-----|----------------------------|--|----------------------------|------------|--|--------------|------------|-----------|--------------|-----|----|--------------|--------------|-------|--------------|--------------|-------|-------|-------|-----|---|
| | | TRIM CODES ↓ | SECOND CHARACTER of TRIM CODE | | | | | | | | | | ALL CODES | ALL CODES | OTHER | Y | | | | | | |
| | | COLORS ↓ | -B BLUE | -D RED | -R JADE | -U TAN | -Z SADDLE | | | | | | | | | BLACK | WHITE | | | | | |
| | | 278D12-3 | PANEL (BODY REAR CORNER TRIM) — Cont'd | | | | | | | | | | | | | | | | | | | |
| | | Notes: | ⊕ Chamois | | | | | | | | | | | | | | | | | | | |
| F100/350 (Super Cab Explorer) -- w/forward facing seat | R | D8TZ 13278D12 | | | | | C | | | | | | | | | | | | ⊕D | 1 | | |
| | L | D8TZ 13278D13 | | | | | C | | | | | | | | | | | | ⊕D | 1 | | |
| | R | D7TZ 13278D12 | | | | | | C | | | | | | | | | | | | 1 | | |
| | L | D7TZ 13278D13 | | | | | | C | | | | | | | | | | | | 1 | | |
| | | 278C40 | SHIELD (FUEL FILLER HOUSING) | | | | | | | | | | | | | | | | | | | |
| E100/350 -- 138" W/B | | D5UZ 22278C40 | | | | | | | | B | | | | | | | | | | 1 | | |
| | | D7UZ 22278C40 | | | | A | | | | | | | | | | B | | | | 1 | | |
| | | D8UZ 22278C40 | | | A | | | | | | | | | | | | | | | 1 | | |
| | | BODY TYPE | R/L | PART NUMBER LESS SUFFIX | | DESCRIPTION | | | | | | | | | | | | | | | QTY | |
| | | 31006-7 | PANEL (BODY SIDE REAR CORNER UPPER TRIM) | | | | | | | | | | | | | | | | | | | |
| E100/350 | R | D8UZ 1131006-A | Teak wood grain | | | | | | | | | | | | | | | 1 | | | | |
| | L | D8UZ 1131007-A | Teak wood grain | | | | | | | | | | | | | | | 1 | | | | |
| | | BODY TYPE | R/L | PART NUMBER LESS SUFFIX | | TRIM CODES, COLORS and APPLICABLE PART NUMBER SUFFIXES | | | | | | | | | | | | | | | QTY | |
| | | | | | | SECOND CHARACTER of TRIM CODE | | | | | | | | | | ALL CODES | ALL CODES | OTHER | Y | | | |
| | | | | | | -B BLUE | -D RED | -R JADE | -U TAN | -Z SADDLE | | | | | | | | | BLACK | WHITE | | |
| | | 31025 | PANEL (BODY SIDE FRONT TRIM) | | | | | | | | | | | | | | | | | | | |
| E100/350 -- w/o aux. A/C and w/o wood grain insert | L | D8UZ 2231025 | | | A5B | | | | | | | | | | | | | | | | | 1 |
| | L | D7UZ 2231025 | | | | | | ABR | | | | | | | | | | | | | | 1 |
| | L | D5UZ 2231025 | | | | | | | ABU | | | | | | | | | | | | | 1 |
| E100/350 -- w/o aux. A/C and w/wood grain insert | L | D8UZ 2231025 | | | B5B | | | | | | | | | | | | | | | | | 1 |
| | L | D7UZ 2231025 | | | | | | BCR | | | | | | | | | | | | | | 1 |
| | L | D5UZ 2231025 | | | | | | | BCU | | | | | | | | | | | | | 1 |
| | | E100/350 -- aux. A/C | Refer to groups 19811 and 19A881 in Chassis Section | | | | | | | | | | | | | | | | | | | |
| | | BODY TYPE | R/L | PART NUMBER LESS SUFFIX | | TRIM CODES AND APPLICABLE PART NUMBER SUFFIXES | | | | | | | | | | | | | | | QTY | |
| | | 31035-6 | PANEL (BODY SIDE REAR TRIM) | | | | | | | | | | | | | | | | | | | |
| | | | | | | AB | AR | AU | BB | BR | BU | CB | CR | CU | | | | | | | | |
| E100/350 (exc. Super Van/Wagon) -- w/o aux. A/C and w/o aux. fuel tank | R | D5UZ 2231036 | | | ABU | | | | | ABU | | | | BCU | | | | | | | | 1 |
| | L | D5UZ 2231035 | | | ABU | | | | | ABU | | | | DCU | | | | | | | | 1 |
| | R | D7UZ 2231036 | | | ABR | | | | ABR | | | | BCR | | | | | | | | | 1 |
| | L | D7UZ 2231035 | | | ABR | | | | ABR | | | | DCR | | | | | | | | | 1 |
| | R | D8UZ 2231036 | A5B | | | A5B | | | | | B5B | | | | | | | | | | | 1 |
| | L | D8UZ 2231035 | A5B | | | A5B | | | | | D5B | | | | | | | | | | | 1 |

**1973/79
TRUCK SERIES 100/500**

1978 SOFT TRIM TEXT SECTION 11

| BODY TYPE | R/L | PART NUMBER LESS SUFFIX | TRIM CODES AND APPLICABLE PART NUMBER SUFFIXES | | | | | | | | | | | | | QTY |
|--|-----|----------------------------|--|-----|-----|-----|-----|-----|-----|-----|-----|--|--|-----|---|-----|
| 31035-6 PANEL (BODY SIDE REAR TRIM) -- Cont'd | | | | | | | | | | | | | | | | |
| TRIM CODES ♦ | | | | | | | | | | | | | | | | |
| E100/350 (exc. Super Van/Wagon) -- w/o aux. A/C and w/aux. fuel tank | R | D5UZ 2231036 | | | ABU | | | ABU | | | ABU | | | | 1 | |
| | L | D5UZ 2231035 | | | BBU | | | BBU | | | BBU | | | | 1 | |
| | R | D7UZ 2231036 | | ABR | | | ABR | | | | ABR | | | | 1 | |
| | L | D7UZ 2231035 | | BBR | | | BBR | | | | BBR | | | | 1 | |
| | R | D8UZ 2231036 | A5B | | | A5B | | | | A5B | | | | | 1 | |
| | L | D8UZ 2231035 | B5B | | | B5B | | | | B5B | | | | | 1 | |
| TRIM CODES ♦ | | | | | | | | | | | | | | | | |
| E100/350 (exc. Super Van/Wagon) -- aux. A/C | R | D5UZ 2231036 | | | ABU | | | ABU | | | BCU | | | | 1 | |
| | L | D5UZ 2231035 | | | CBU | | | CBU | | | FCU | | | | 1 | |
| | R | D7UZ 2231036 | | ABR | | | ABR | | | | BCR | | | | 1 | |
| | L | D7UZ 2231035 | | CBR | | | CBR | | | | FCR | | | | 1 | |
| | R | D8UZ 2231036 | A5B | | | A5B | | | | B5B | | | | | 1 | |
| | L | D8UZ 2231035 | C5B | | | C5B | | | | F5B | | | | | 1 | |
| TRIM CODES ♦ | | | | | | | | | | | | | | | | |
| E100/350 (exc. Super Van/Wagon) -- aux. A/C | R | D5UZ 2231036 | | | BCU | | | ABU | | | BCU | | | BCU | 1 | |
| | L | D5UZ 2231035 | | | FCU | | | CBU | | | FCU | | | FCU | 1 | |
| | R | D7UZ 2231036 | | BCR | | | ABR | | | | BCR | | | BCR | 1 | |
| | L | D7UZ 2231035 | | FCR | | | CBR | | | | FCR | | | FCR | 1 | |
| | R | D8UZ 2231036 | B5B | | | A5B | | | | B5B | | | | B5B | 1 | |
| | L | D8UZ 2231035 | F5B | | | C5B | | | | F5B | | | | F5B | 1 | |
| TRIM CODES ♦ | | | | | | | | | | | | | | | | |
| E100/350 (exc. Super Van/Wagon) -- aux. A/C | R | D5UZ 2231036 | | | ABU | | | ABU | | | ABU | | | | 1 | |
| | L | D5UZ 2231035 | | | CBU | | | CBU | | | CBU | | | | 1 | |
| | R | D7UZ 2231036 | | ABR | | | ABR | | | | ABR | | | | 1 | |
| | L | D7UZ 2231035 | | CBR | | | CBR | | | | CBR | | | | 1 | |
| | R | D8UZ 2231036 | A5B | | | A5B | | | | A5B | | | | | 1 | |
| | L | D8UZ 2231035 | C5B | | | C5B | | | | C5B | | | | | 1 | |
| TRIM CODES ♦ | | | | | | | | | | | | | | | | |
| E100/350 (Super Van/Wagon) -- w/o aux. A/C and w/o aux. fuel tank | R | D8UZ 1631036 | BDB | BDR | BDU | BDB | BDR | BDU | BDB | BDR | BDU | | | | 1 | |
| | L | D8UZ 1631035 | D5B | DDR | DDU | D5B | DDR | DDU | D5B | DDR | DDU | | | | 1 | |

1973/79
TRUCK SERIES 100/500

| BODY TYPE | R/L | PART NUMBER LESS SUFFIX | TRIM CODES AND APPLICABLE PART NUMBER SUFFIXES | | | | | | | | | | | | | QTY |
|--|-----|----------------------------|--|-----|-----|-----|-----|-----|-----|-----|-----|-----|-----|-----|--|-----|
| 31035-6 PANEL (BODY SIDE REAR TRIM) — Cont'd | | | TRIM CODES ▶ | | | | | | | | | | | | | |
| | | | DB | DR | DU | FB | FR | FU | GB | GR | GU | HB | HR | HU | | |
| E100/350 (Super Van/Wagon) — w/o aux. A/C and w/o aux. fuel tank | R | D8UZ 1631036 | BDB | BDR | BDU | BDB | BDR | BDU | BDB | BDR | BDU | BDB | BDR | BDU | | 1 |
| | L | D8UZ 1631035 | D5B | DDR | DDU | D5B | DDR | DDU | D5B | DDR | DDU | D5B | DDR | DDU | | 1 |
| | | | TRIM CODES ▶ | | | | | | | | | | | | | |
| | | | JB | JR | JU | NB | NR | NU | PB | PR | PU | | | | | |
| E100/350 (Super Van/Wagon) — w/o aux. A/C and w/o aux. fuel tank | R | D8UZ 1631036 | BDB | BDR | BDU | BDB | BDR | BDU | BDB | BDR | BDU | | | | | 1 |
| | L | D8UZ 1631035 | D5B | DDR | DDU | D5B | DDR | DDU | D5B | DDR | DDU | | | | | 1 |
| | | | TRIM CODES ▶ | | | | | | | | | | | | | |
| | | | AB | AR | AU | BB | BR | BU | CB | CR | CU | | | | | |
| E100/350 (Super Van/Wagon) — w/o aux. A/C and w/aux. fuel tank | R | D8UZ 1631036 | BDB | BDR | BDU | BDB | BDR | BDU | BDB | BDR | BDU | | | | | 1 |
| | L | D8UZ 1631035 | EDB | EDR | EDU | EDB | EDR | EDU | EDB | EDR | EDU | | | | | 1 |
| | | | TRIM CODES ▶ | | | | | | | | | | | | | |
| | | | DB | DR | DU | FB | FR | FU | GB | GR | GU | HB | HR | HU | | |
| E100/350 (Super Van/Wagon) — w/o aux. A/C and w/aux. fuel tank | R | D8UZ 1631036 | BDB | BDR | BDU | BDB | BDR | BDU | BDB | BDR | BDU | BDB | BDR | BDU | | 1 |
| | L | D8UZ 1631035 | EDB | EDR | EDU | EDB | EDR | EDU | EDB | EDR | EDU | EDB | EDR | EDU | | 1 |
| | | | TRIM CODES ▶ | | | | | | | | | | | | | |
| | | | JB | JR | JU | NB | NR | NU | PB | PR | PU | | | | | |
| E100/350 (Super Van/Wagon) — w/o aux. A/C and w/aux. fuel tank | R | D8UZ 1631036 | BDB | BDR | BDU | BDB | BDR | BDU | BDB | BDR | BDU | | | | | 1 |
| | L | D8UZ 1631035 | EDB | EDR | EDU | EDB | EDR | EDU | EDB | EDR | EDU | | | | | 1 |
| | | | TRIM CODES ▶ | | | | | | | | | | | | | |
| | | | AB | AR | AU | BB | BR | BU | CB | CR | CU | | | | | |
| E100/350 (Super Van/Wagon) — aux. A/C | R | D8UZ 1631036 | BDB | BDR | BDU | BDB | BDR | BDU | BDB | BDR | BDU | | | | | 1 |
| | L | D8UZ 1631035 | FDB | FDR | FDU | FDB | FDR | FDU | FDB | FDR | FDU | | | | | 1 |
| | | | TRIM CODES ▶ | | | | | | | | | | | | | |
| | | | DB | DR | DU | FB | FR | FU | GB | GR | GU | HB | HR | HU | | |
| E100/350 (Super Van/Wagon) — aux. A/C | R | D8UZ 1631036 | BDB | BDR | BDU | BDB | BDR | BDU | BDB | BDR | BDU | BDB | BDR | BDU | | 1 |
| | L | D8UZ 1631035 | FDB | FDR | FDU | FDB | FDR | FDU | FDB | FDR | FDU | FDB | FDR | FDU | | 1 |

**1973/79
TRUCK SERIES 100/500**

| BODY TYPE | R/L | PART NUMBER LESS SUFFIX | TRIM CODES AND APPLICABLE PART NUMBER SUFFIXES | | | | | | | | | | | | | QTY | |
|---|-----|---|--|-----|-----|-----|-----|-----|-----|-----|-----|--|--|--|--|-----|---|
| 31035-6 | | PANEL (BODY SIDE REAR TRIM) — Cont'd | | | | | | | | | | | | | | | |
| | | | TRIM CODES | | | | | | | | | | | | | | |
| | | | JB | JR | JU | NB | NR | NU | PB | PR | PU | | | | | | |
| E100/350 (Super Van/Wagon) -- aux. A/C | R | D8UZ 1631036 | BDB | BDR | BDU | BDB | BDR | BDU | BDB | BDR | BDU | | | | | | 1 |
| | L | D8UZ 1631035 | FDB | FDR | FDU | FDB | FDR | FDU | FDB | FDR | FDU | | | | | | 1 |
| BODY TYPE | R/L | PART NUMBER | DESCRIPTION | | | | | | | | | | | | | QTY | |
| 31074 | | WINDLACE (BODY SIDE WINDOW) | | | | | | | | | | | | | | | |
| E100/350 (89) | | D8UZ 1131074-A | Porthole | | | | | | | | | | | | | 1 | |
| 31112 | | PANEL (BODY SIDE TRIM) | | | | | | | | | | | | | | | |
| E100/350 (89A,B) -- 124" W/B | R | D8UZ 1131112-A | Teak wood grain | | | | | | | | | | | | | 1 | |
| E100/350 (89A,B exc. Super Van) -- 138" W/B | R | D8UZ 1131112-B | Teak wood grain | | | | | | | | | | | | | 1 | |
| E100/350 (89A,B Super Van) -- 138" W/B -- "Before Ser. CE0,001" | R | D8UZ 1631112-A | Teak wood grain | | | | | | | | | | | | | 1 | |
| "From Ser. CE0,001" | R | D8UZ 1631112-B | | | | | | | | | | | | | | 1 | |
| 31113 | | PANEL (BODY SIDE REAR TRIM) | | | | | | | | | | | | | | | |
| E100/350 (89A,B) -- 124" W/B-w/o aux. A/C | L | D8UZ 1131113-A | Teak wood grain | | | | | | | | | | | | | 1 | |
| -- w/aux. A/C | L | D8UZ 1131113-B | Teak wood grain | | | | | | | | | | | | | 1 | |
| E100/350 (89A,B exc. Super Van) -- 138" W/B-w/o | L | D8UZ 1131113-C | Teak wood grain | | | | | | | | | | | | | 1 | |
| aux. fuel tank | L | D8UZ 1131113-D | Teak wood grain | | | | | | | | | | | | | 1 | |
| -- w/aux. fuel tank | L | D8UZ 1631113-B | Teak wood grain | | | | | | | | | | | | | 1 | |
| E100/350 (89A,B Super Van) -- 138" W/B-w/o aux. fuel tank | L | D8UZ 1631113-A | Teak wood grain | | | | | | | | | | | | | 1 | |
| -- w/aux. fuel tank | L | D8UZ 1631113-A | Teak wood grain | | | | | | | | | | | | | 1 | |
| 31137 | | PANEL (BODY SIDE FRONT TRIM) | | | | | | | | | | | | | | | |
| E100/350 (89A,B) -- w/o aux. A/C | | D8UZ 1131137-C | Teak wood grain | | | | | | | | | | | | | 1 | |
| -- w/aux. A/C | | D8UZ 1131137-D | Teak wood grain | | | | | | | | | | | | | 1 | |
| 312A14-5 | | PANEL (BODY SIDE REAR CORNER LOWER TRIM) | | | | | | | | | | | | | | | |
| E100/300 (exc. Super Van/Wagon) | R | D5UZ 12312A14-A | Paint to match | | | | | | | | | | | | | 1 | |
| | L | D5UZ 12312A15-A | Paint to match | | | | | | | | | | | | | 1 | |
| | R | D8UZ 11312A14-A | Teak wood grain | | | | | | | | | | | | | 1 | |
| | L | D8UZ 11312A15-A | Teak wood grain | | | | | | | | | | | | | 1 | |
| E100/350 (Super Van/Wagon) | R | D8UZ 16312A14-A | Paint to match | | | | | | | | | | | | | 1 | |
| | L | D8UZ 16312A15-A | Paint to match | | | | | | | | | | | | | 1 | |
| | R | D8UZ 11312A14-A | Teak wood grain | | | | | | | | | | | | | 1 | |
| | L | D8UZ 11312A15-A | Teak wood grain | | | | | | | | | | | | | 1 | |

1973/79
TRUCK SERIES 100/500

| BODY TYPE | R/L | PART NUMBER LESS SUFFIX | TRIM CODES, COLORS and APPLICABLE PART NUMBER SUFFIXES | | | | | | | | | | Q T Y | | |
|---------------|-----|---------------------------------|--|-----|------|-----|--------|--------------|--------------|-------|--|-------|-------------|----|---|
| | | TRIM CODES | SECOND CHARACTER of TRIM CODE | | | | | ALL CODES | ALL CODES | OTHER | | | | | |
| | | COLORS | -B | -D | -R | -U | -Z | | | | | BLACK | WHITE | | |
| | | | BLUE | RED | JADE | TAN | SADDLE | | | | | | | | |
| 45220-1 | | PANEL (BACK DOOR TRIM) — Cont'd | | | | | | | | | | | | | |
| Notes: | | ▲ Wood grain, △ Gray | | | | | | | | | | | | | |
| E100/350 (89) | R/L | D7UZ 1145220 | | | | | | | | | | | | ▲A | 2 |
| -- upper | R/L | D5UZ 1140470 | | | | | | | | | | | | △A | 2 |
| -- lower | R | D7UZ 1146306 | | | | | | | | | | | | ▲A | 1 |
| | L | D7UZ 1146307 | | | | | | | | | | | | ▲A | 1 |
| 46306-7 | | Refer to group 45220-1 | | | | | | | | | | | | | |

| | | | | | | | | | | | | | | | |
|--------------------------------------|---|---|--|---|---|---|---|---|--|--|--|---|-----|---|----|
| 501A42 | | TONNEAU COVER KIT (PICKUP BOX) — Incl. storage container | | | | | | | | | | | | | |
| F100/350 -- W/8' box | | D1TZ 99501A42 | | | | | | | | | | | A | B | 1 |
| 51914 | | COVER (SHARP METAL EDGE) | | | | | | | | | | | | | |
| Notes: | | ⊕ 66 3/4" long — cut to fit | | | | | | | | | | | | | |
| E100/350 | ⊕ | C8UZ 8951914 | | | | | | | | | | | A1A | | AR |
| 51916 | | HEADLINING (ROOF) | | | | | | | | | | | | | |
| Notes: | | % Cut to fit, ⊕ Chamois, △ Vinyl covered panel board without ornaments, ▲ Padded vinyl panel with ornaments | | | | | | | | | | | | | |
| E100/350 (exc. Super Van/Wagon) | | D7UZ 2251916 | | | | A | | | | | | | | | 1 |
| | | D8UZ 2251916 | | A | | | | | | | | | | | 1 |
| | | D5UZ 2251916 | | | | C | | | | | | | | | 1 |
| E100/350 (Super Van/Wagon) | | D8UZ 1651916 | | A | | C | B | | | | | | | | 1 |
| F100/350 (Regular Cab exc. Explorer) | △ | D8TZ 1051916 | | B | C | A | | D | | | | E | | 1 | |
| | △ | D3TZ 1051990 | | | | | | | | | | | B | 1 | |
| | ▲ | D8TZ 1051990 | | D | B | A | | E | | | | C | | 1 | |
| F100/350 (Regular Cab Explorer) | △ | D8TZ 1051916 | | | J | A | | | | | | | ⊕K | 1 | |
| F250/350 (Crew Cab) -- front | % | D8TZ 1051916 | | B | C | A | | D | | | | E | | 1 | |
| | % | D3TZ 1051990 | | | | | | | | | | | B | 1 | |
| -- rear | | D8TZ 2551918 | | B | A | E | | C | | | | D | | 1 | |
| | | D4TZ 2551942 | | | | | | | | | | | A | 1 | |
| F100/350 (Super Cab exc. Explorer) | △ | D8TZ 1351916 | | D | B | A | | E | | | | C | | 1 | |
| | △ | D4TZ 1051944 | | | | | | | | | | | A | 1 | |
| | ▲ | D8TZ 1351944 | | D | B | A | | E | | | | C | | 1 | |
| F100/350 (Super Cab Explorer) | △ | D8TZ 1351916 | | | G | A | | | | | | | ⊕H | 1 | |

| 51918 | | Refer to group 51916 | | | | | | | | | | | | |
|-----------------------------|-----|-------------------------------|-------------|--|--|--|--|--|--|--|--|--|-----|--|
| BODY TYPE | R/L | PART NUMBER | DESCRIPTION | | | | | | | | | | QTY | |
| 51940 | | PANEL (ROOF TRIM) — Section 1 | | | | | | | | | | | | |
| E100/350 (Cutaway Cab) | | D7UZ 3351940-A | Gray | | | | | | | | | | 1 | |
| E100/350 (exc. Cutaway Cab) | | D7UZ 1151940-A | White | | | | | | | | | | 1 | |
| 51942 | | PANEL (ROOF TRIM) — Section 2 | | | | | | | | | | | | |
| E100/350 | | D7UZ 1151942-A | White | | | | | | | | | | 1 | |
| 51944 | | PANEL (ROOF TRIM) — Section 3 | | | | | | | | | | | | |
| E100/350 | | D7UZ 1151944-A | White | | | | | | | | | | 1 | |
| 51950 | | PANEL (ROOF TRIM) — Section 4 | | | | | | | | | | | | |
| E100/350 -- 124" W/B | | D7UZ 1151950-B | White | | | | | | | | | | 1 | |
| -- 138" W/B | | D7UZ 1151950-A | White | | | | | | | | | | 1 | |

| BODY TYPE | R/L | PART NUMBER | DESCRIPTION | | | | | | | | | | | QTY | |
|---|-----|-------------------------|--|-----|-----|-----|----|-----------|-----------|-------|-----|------|---|-----|---|
| 51954 | | | | | | | | | | | | | PANEL (ROOF TRIM) - Section 5 | | |
| E100/350 -- (exc. Super Van/Wagon) 138" W/B | | D7UZ 1151954-A | White | | | | | | | | | | | 1 | |
| E100/350 (Super Van/Wagon) | | D8UZ 1651954-A | White | | | | | | | | | | | 1 | |
| 51956 | | | | | | | | | | | | | PANEL (ROOF TRIM) - Section 6 | | |
| E100/350 (Super Van/Wagon) | | D8UZ 1651956-A | White | | | | | | | | | | | 1 | |
| BODY TYPE | R/L | PART NUMBER LESS SUFFIX | TRIM CODES, COLORS and APPLICABLE PART NUMBER SUFFIXES | | | | | | | | | | | QTY | |
| | | TRIM CODES | SECOND CHARACTER of TRIM CODE | | | | | ALL CODES | ALL CODES | OTHER | | | | | Y |
| | | COLORS | -B | -D | -R | -U | -Z | BLACK | WHITE | | | | | | |
| 51990 | | | Refer to group 51916 | | | | | | | | | | | | |
| 60012 | | | | | | | | | | | | | SEAT ASSY. - includes cover - less seat track | | |
| Notes: | | | | | | | | | | | | | % Cloth and Vinyl Δ All vinyl | | |
| E100/350 -- Captain's Chair - Bostrom | % | D8UZ 1160012 | B | D | C | | | | | | | | 2 | | |
| - Hoover | Δ | D8UZ 1160012 | A | K | J | | | | | | | | 2 | | |
| | % | D8UZ 1160012 | E | G | F | | | | | | | | 2 | | |
| | Δ | D7UZ 1160012 | | | D | | | | | | | | 2 | | |
| | Δ | D8UZ 1160012 | H | L | M | | | | | | | | 2 | | |
| BODY TYPE | R/L | PART NUMBER | DESCRIPTION | | | | | | | | | | | QTY | |
| 60012 | | | | | | | | | | | | | BACK and CUSHION KIT (DRIVER and PASSENGER SEAT) - less cover | | |
| E100/350 -- bucket seat | | D5UZ 1160012-G | | | | | | | | | | | | 2 | |
| 60026 | | | | | | | | | | | | | BACK and CUSHION KIT (REAR SEAT) - less cover | | |
| E100/350 (82) -- 5 or 8 pass. | | D8UZ 1260026-A | Seat - No. 2 - without quick disconnect | | | | | | | | | | | 1 | |
| | | D5UZ 1260026-A | Seat - No. 3 - without quick disconnect | | | | | | | | | | | 1 | |
| | | D8UZ 1260026-B | Seat - No. 2 - with quick disconnect | | | | | | | | | | | 1 | |
| | | D8UZ 1260026-C | Seat - No. 3 - with quick disconnect | | | | | | | | | | | 1 | |
| E100/350 (82) -- 12 pass. | | D5UZ 1260026-A | Seat - No. 2 and No. 3 - without quick disconnect | | | | | | | | | | | AR | |
| | | D8UZ 1260026-C | Seat - No. 2 and No. 3 - with quick disconnect | | | | | | | | | | | AR | |
| | | D5UZ 1260026-B | Seat - No. 4 | | | | | | | | | | | 1 | |
| E100/350 (82) -- 15 pass. | | D5UZ 1260026-A | Seat - No. 2, No. 3 and No. 4 - without quick disconnect | | | | | | | | | | | AR | |
| | | D8UZ 1260026-C | Seat - No. 2, No. 3 and No. 4 - with quick disconnect | | | | | | | | | | | AR | |
| | | D5UZ 1260026-B | Seat - No. 5 | | | | | | | | | | | 1 | |
| BODY TYPE | R/L | PART NUMBER LESS SUFFIX | TRIM CODES, COLORS and APPLICABLE PART NUMBER SUFFIXES | | | | | | | | | | | QTY | |
| | | TRIM CODES | SECOND CHARACTER of TRIM CODE | | | | | ALL CODES | ALL CODES | OTHER | | | | | Y |
| | | COLORS | -B | -D | -R | -U | -Z | BLACK | WHITE | | | | | | |
| 60026 | | | | | | | | | | | | | SEAT ASSY. (REAR) - Includes cover | | |
| Notes: | | | | | | | | | | | | | ⊕ Chamois | | |
| F100/350 (Super Cab exc. Explorer) -- w/flip seat | R/L | D8TZ 1360026 | AAB | AAD | AAR | AAZ | | | | | AAA | | 2 | | |
| F100/350 (Super Cab Explorer) -- w/flip seat | R/L | D8TZ 1360026 | | ARD | AAR | | | | | | | ⊕AAT | 2 | | |
| BODY TYPE | R/L | PART NUMBER | DESCRIPTION | | | | | | | | | | | QTY | |
| 60032 | | | | | | | | | | | | | PAD ASSY. (REAR SEAT BACK) | | |
| F100/350 (Super Cab) | | D4TZ 1060032-A | Pad - full width seat | | | | | | | | | | | 1 | |
| | | D4TZ 10613A38-A | Frame - full width seat | | | | | | | | | | | 1 | |

1973/79
TRUCK SERIES 100/500

1978 SOFT TRIM TEXT SECTION 17

| BODY TYPE | R/L | PART NUMBER | DESCRIPTION | | | | | | | | | | | | QTY | |
|-------------------------|-----------------------------------|----------------------------------|--|-----|-----|-----|-----|-------------------------------|-----|------|-----|--------|-----------|-----------|-------|----|
| 60050 | | CUSHION KIT (SEAT) -- less cover | | | | | | | | | | | | | | |
| F100/350 (Regular Cab) | | D6TZ 1060050-A | Full width seat | | | | | | | | | | | | 1 | |
| F250/350 (Crew Cab) | | D3TZ 2560050-A | Full width front seat | | | | | | | | | | | | 1 | |
| | | D6TZ 1060050-A | Full width rear seat | | | | | | | | | | | | 1 | |
| F100/350 (Super Cab) | | D6TZ 1360050-A | Full width seat | | | | | | | | | | | | 1 | |
| F100/350 | | 381969-S2 | (UU-89-A) - screw - washer head - No. 8 - 18 x 1/2" | | | | | | | | | | | | 2 | |
| F100/350 | | 381801-S9 | (UU-148) - screw - washer head drill No. 8-16 x 1/2" | | | | | | | | | | | | 1 | |
| 60080 | | PAD (REAR SEAT CUSHION) | | | | | | | | | | | | | | |
| F100/350 (Super Cab) | | D6TZ 1360080-A | Pad - full width seat | | | | | | | | | | | | 1 | |
| | | D4TZ 1063160-A | Frame - full width seat | | | | | | | | | | | | 1 | |
| 60136-7 | | PAD (SEAT BACK) | | | | | | | | | | | | | | |
| F100/350 (Regular Cab) | | D3TZ 1060136-B | Pad - full width seat | | | | | | | | | | | | 1 | |
| | | D4TZ 1061018-B | Frame - full width seat | | | | | | | | | | | | 1 | |
| F250/350 (Crew Cab) | | D3TZ 1060136-B | Pad - full width front seat | | | | | | | | | | | | 1 | |
| | | D5TZ 2561018-A | Frame - full width front seat | | | | | | | | | | | | 1 | |
| | | D3TZ 1060136-B | Pad - full width rear seat | | | | | | | | | | | | 1 | |
| | | D4TZ 1061018-B | Frame - full width rear seat | | | | | | | | | | | | 1 | |
| F100/350 (Super Cab) | R | D4TZ 1060136-A | Pad - full width front seat | | | | | | | | | | | | 1 | |
| | L | D4TZ 1060137-A | Pad - full width front seat | | | | | | | | | | | | 1 | |
| | R | D5TZ 1361018-A | Frame - full width front seat | | | | | | | | | | | | 1 | |
| | L | D5TZ 1361019-A | Frame - full width front seat | | | | | | | | | | | | 1 | |
| BODY TYPE | R/L | PART NUMBER LESS SUFFIX | TRIM CODES, COLORS and APPLICABLE PART NUMBER SUFFIXES | | | | | | | | | | | | QTY | |
| | | | TRIM CODES | | | | | SECOND CHARACTER of TRIM CODE | | | | | ALL CODES | ALL CODES | OTHER | Y |
| | | | -B | -D | -R | -U | -Z | | | | | | | BLACK | WHITE | |
| | | | COLORS | | | | | BLUE | RED | JADE | TAN | SADDLE | | | | |
| 60762 | PANEL (FRONT SEAT BACK REAR TRIM) | | | | | | | | | | | | | | | |
| Notes: | ⊕ Chamois | | | | | | | | | | | | | | | |
| F100/350 | | D5TZ 1060762 | | | | | | | | | | | | B | | 1 |
| | | D6TZ 1060762 | | | A | C | | | | | | | | | | 1 |
| | | D8TZ 1060762 | | A | | | | B | | | | | | | | ⊕C |
| 61018-9 | Refer to group 60136-7 | | | | | | | | | | | | | | | |
| 613A38 | Refer to group 60032 | | | | | | | | | | | | | | | |
| BODY TYPE | R/L | PART NUMBER LESS SUFFIX | TRIM CODES AND APPLICABLE PART NUMBER SUFFIXES | | | | | | | | | | | | QTY | |
| 62900 | | COVER (FRONT SEAT CUSHION) | | | | | | | | | | | | | | |
| | | | TRIM CODES | | | | | | | | | | | | | |
| E100/350 -- bucket seat | R/L | D6UZ 1262900 | AEA | | | AAU | AEA | | | AAU | | | | | | 2 |
| | R/L | D7UZ 1262900 | | | AAR | | | | AAR | | | | | | | 2 |
| | R/L | D8UZ 1262900 | | AAB | | | | | AAB | | ACB | ACR | ACU | | | 2 |
| | | | TRIM CODES | | | | | | | | | | | | | |
| E100/350 -- bucket seat | R/L | D6UZ 1262900 | | | ADU | AEA | | | AAU | AEA | | | AAU | | | 2 |
| | R/L | D7UZ 1262900 | | ADR | | | | AAR | | | | AAR | | | | 2 |
| | R/L | D8UZ 1262900 | ADB | | | | AAB | | | | AAB | | | | | 2 |
| | | | TRIM CODES | | | | | | | | | | | | | |
| E100/350 -- bucket seat | R/L | D8UZ 1262900 | ACB | ACR | ACU | ADB | | | | | | | | | | 2 |
| | R/L | D7UZ 1262900 | | | | | ADR | | | | | | | | | 2 |
| | R/L | D6UZ 1262900 | | | | | | ADU | AEA | | | | | | | 2 |

| BODY TYPE | R/L | PART NUMBER LESS SUFFIX | TRIM CODES AND APPLICABLE PART NUMBER SUFFIXES | | | | | | | | | | | | | QTY | | | |
|---|-----|----------------------------|--|-----|-----|-----|-----|-----|-----|-----|-----|-----|-----|---|---|-----|--|---|---|
| 62900 COVER (FRONT SEAT CUSHION) — Cont'd | | | TRIM CODES ▶ ALL | | | | | | | | | | | | | | | | |
| E100/350 -- flip seat | | D4UZ 1162900 | AEA | | | | | | | | | | | | | | | | 1 |
| | | | TRIM CODES ▶ FB FR FU GB GR GU HB HR HU | | | | | | | | | | | | | | | | |
| E100/350 -- Captain's Chair - Bostrom | R/L | D5UZ 1162900 | | | F | | | F | | | | | | | | | | 2 | |
| | R/L | D7UZ 1162900 | | B | | | B | | | | | | | | | | | 2 | |
| | R/L | D8UZ 1162900 | B | | | B | | | C | D | A | | | | | | | 2 | |
| | | | TRIM CODES ▶ JB JR JU NB NR NU PB PR PU | | | | | | | | | | | | | | | | |
| E100/350 -- Captain's Chair - Bostrom | R/L | D5UZ 1162900 | | | F | | | | | | | | | | | | | 2 | |
| | R/L | D7UZ 1162900 | | B | | | | | | | | | | | | | | 2 | |
| | R/L | D8UZ 1162900 | B | | | C | D | A | C | D | A | | | | | | | 2 | |
| | | | TRIM CODES ▶ FB FR FU GB GR GU HB HR HU KA LA MA | | | | | | | | | | | | | | | | |
| E100/350 -- Captain's Chair - Hoover | R/L | D7UZ 1162900 | | E | F | | E | F | | | | | D | D | D | | | 2 | |
| | R/L | D8UZ 1162900 | F | | | F | | | G | J | H | | | | | | | 2 | |
| | | | TRIM CODES ▶ JB JR JU NB NR NU PB PR PU | | | | | | | | | | | | | | | | |
| E100/350 -- Captain's Chair - Hoover | R/L | D7UZ 1162900 | | E | F | | | | | | | | | | | | | 2 | |
| | R/L | D8UZ 1162900 | F | | | G | J | H | G | J | H | | | | | | | 2 | |
| | | | TRIM CODES ▶ AA AB AD AR AZ BA BB BD BR BZ | | | | | | | | | | | | | | | | |
| F100/350 (Regular and Crew Cab) | | D8TZ 1062900 | AAA | AAB | AAD | AAR | AAZ | ABA | ABB | ABD | ABR | ABZ | | | | | | 1 | |
| | | | TRIM CODES ▶ CA CB CD CR CZ DA DB DD DR DZ | | | | | | | | | | | | | | | | |
| F100/350 (Regular and Crew Cab) | | D8TZ 1062900 | ACA | ACB | ACD | ACR | ACZ | CDA | CDB | CDD | CDR | CDZ | | | | | | 1 | |
| | | | TRIM CODES ▶ EA EB ED ER EZ FA FB FD FR FZ | | | | | | | | | | | | | | | | |
| F100/350 (Regular and Crew Cab) | | D8TZ 1062900 | CDA | CDB | CDD | CDR | CDZ | CDA | CDB | CDD | CDR | CDZ | | | | | | 1 | |
| | | | TRIM CODES ▶ GA GN GQ G5 G9 HA HN HQ H5 H9 | | | | | | | | | | | | | | | | |
| F100/350 (Regular Cab) | | D6TZ 1062900 | EGA | EGA | EGA | EGA | EGA | EGA | EGA | EGA | EGA | EGA | | | | | | 1 | |
| | | | TRIM CODES ▶ JA JN JQ J5 J9 KA KB KD KR KZ | | | | | | | | | | | | | | | | |
| F100/350 (Regular Cab) | | D6TZ 1062900 | EGA | EGA | EGA | EGA | EGA | | | | | | | | | | | 1 | |
| | | D8TZ 1062900 | | | | | | FKA | FKB | FKD | FKR | FKZ | | | | | | 1 | |
| | | | TRIM CODES ▶ LA LB LD LR LZ MA MB MD MR MZ | | | | | | | | | | | | | | | | |
| F100/350 (Regular and Crew Cab) | | D8TZ 1062900 | ABA | ABB | ABD | ABR | ABZ | ABA | ABB | ABD | ABR | ABZ | | | | | | 1 | |
| | | | TRIM CODES ▶ NA NB ND NR NZ PA QA QB QD QR QZ | | | | | | | | | | | | | | | | |
| F100/350 (Regular Cab) | | D8TZ 1062900 | CDA | CDB | CDD | CDR | CDZ | APA | AQA | AQB | AQD | AQR | AQZ | | | | | 1 | |

**1973/79
TRUCK SERIES 100/500**

| BODY TYPE | R/L | PART NUMBER LESS SUFFIX | TRIM CODES AND APPLICABLE PART NUMBER SUFFIXES | | | | | | | | | | | | | QTY | | | | | | | |
|---------------------------------|-----|--|--|-----|------|-----|--------|-----|-----------|-----|-----------|-----|-------|-----|--|-----|--|--|--|--|--|--|----|
| 62900 | | COVER (FRONT SEAT CUSHION) — Cont'd | | | | | | | | | | | | | | | | | | | | | |
| | | | TRIM CODES ♦ | | | | | | | | | | | | | | | | | | | | |
| | | D8TZ 1062900 | RD | RR | RT | SD | SR | ST | | | | | | | | | | | | | | | |
| F100/350 (Regular Cab) | | | ARD | ARR | ART | ASD | ABR | AST | | | | | | | | | | | | | | | 1 |
| | | | TRIM CODES ♦ | | | | | | | | | | | | | | | | | | | | |
| | | D8TZ 1062900 | TB | TR | TZ | UB | UR | UZ | VB | VR | VZ | ZB | ZR | ZZ | | | | | | | | | |
| F100/350 (Regular and Crew Cab) | | | CVB | CVR | CUZ | CVB | CVR | CUZ | CVB | CVR | CUZ | CVB | CVR | CUZ | | | | | | | | | 1 |
| | | | TRIM CODES ♦ | | | | | | | | | | | | | | | | | | | | |
| | | D8TZ 1362900 | AA | AB | AD | AR | AZ | BA | BB | BD | BR | BZ | | | | | | | | | | | |
| F100/350 (Super Cab) | | | AAA | AAB | AAD | AAR | AAZ | ABA | ABB | ABD | ABR | ABZ | | | | | | | | | | | 1 |
| | | | TRIM CODES ♦ | | | | | | | | | | | | | | | | | | | | |
| | | D8TZ 1362900 | CA | CB | CD | CR | CZ | DA | DB | DD | DR | DZ | | | | | | | | | | | |
| F100/350 (Super Cab) | | | ACA | | ACD | ACR | | ACZ | EEA | EEB | EED | EER | EEZ | | | | | | | | | | 1 |
| | | D7TZ 1362900 | EA | EB | ED | ER | EZ | FA | FB | FD | FR | FZ | | | | | | | | | | | 1 |
| | | | TRIM CODES ♦ | | | | | | | | | | | | | | | | | | | | |
| | | D8TZ 1362900 | EA | EB | ED | ER | EZ | FA | FB | FD | FR | FZ | | | | | | | | | | | 1 |
| F100/350 (Super Cab) | | | EEA | EEB | EED | EER | EEZ | EEA | EEB | EED | EER | EEZ | | | | | | | | | | | 1 |
| | | | TRIM CODES ♦ | | | | | | | | | | | | | | | | | | | | |
| | | D8TZ 1362900 | KA | KB | KD | KR | KZ | | | | | | | | | | | | | | | | |
| F100/350 (Super Cab) | | | AKA | AKB | AKD | AKR | AKZ | | | | | | | | | | | | | | | | 1 |
| | | | TRIM CODES ♦ | | | | | | | | | | | | | | | | | | | | |
| | | D8TZ 1362900 | LA | LB | LD | LR | LZ | MA | MB | MD | MR | MZ | | | | | | | | | | | |
| F100/350 (Super Cab) | | | ABA | ABB | ABD | ABR | ABZ | ABA | ABB | ABD | ABR | ABZ | | | | | | | | | | | 1 |
| | | | TRIM CODES ♦ | | | | | | | | | | | | | | | | | | | | |
| | | D8TZ 1362900 | NA | NB | ND | NR | NZ | QA | QB | QD | QR | QZ | | | | | | | | | | | |
| F100/350 (Super Cab) | | | EEA | EEB | EED | EER | EEZ | AQA | AQB | AQD | AQR | AQZ | | | | | | | | | | | 1 |
| | | | TRIM CODES ♦ | | | | | | | | | | | | | | | | | | | | |
| | | D8TZ 1362900 | RD | RR | RT | SD | SR | ST | | | | | | | | | | | | | | | |
| F100/350 (Super Cab) | | | ARD | ARR | ART | ASD | ABR | AST | | | | | | | | | | | | | | | 1 |
| 63160 | | Refer to group 60080 | | | | | | | | | | | | | | | | | | | | | |
| BODY TYPE | R/L | PART NUMBER | DESCRIPTION | | | | | | | | | | | | | QTY | | | | | | | |
| 632A22 | | PAD (PASSENGER SEAT CUSHION) | | | | | | | | | | | | | | | | | | | | | |
| E100/350 -- flip seat | | D3UZ 11632A22-A | | | | | | | | | | | | | | 1 | | | | | | | |
| BODY TYPE | R/L | PART NUMBER LESS SUFFIX | TRIM CODES, COLORS and APPLICABLE PART NUMBER SUFFIXES | | | | | | | | | | | | | QTY | | | | | | | |
| | | | TRIM CODES ♦ | | | | | | | | | | | | | | | | | | | | |
| | | | COLORS ♦ | | | | | | | | | | | | | | | | | | | | |
| | | | SECOND CHARACTER of TRIM CODE | | | | | | ALL CODES | | ALL CODES | | OTHER | | | | | | | | | | |
| | | | -B | -D | -R | -U | -Z | | | | | | | | | | | | | | | | |
| | | | BLUE | RED | JADE | TAN | SADDLE | | | | | | | | | | | | | | | | |
| | | | | | | | | | | | | | | | | | | | | | | | |
| 63500 | | BUTTON (SEAT) | | | | | | | | | | | | | | | | | | | | | |
| Notes: | | ● Round head, ■ 2" x 1/2" rectangular head, † 2 1/2" x 5/8" rectangular head | | | | | | | | | | | | | | | | | | | | | |
| F100/350 -- cloth | ● | D8AZ 6063500 | | B2B | A7D | A3R | | A6Z | | | | | | A9A | | | | | | | | | AR |
| F100/350 -- vinyl | ■ | D5AZ 6063500 | | | H | | | | | | | | | A | | | | | | | | | AR |
| | ■ | D7AZ 6063500 | | | | B6R | | | | | | | | | | | | | | | | | AR |
| | ■ | D8AZ 6063500 | | A2B | | | | A1Z | | | | | | | | | | | | | | | AR |
| | † | D8TZ 1063500 | | D | B | A | | E | | | | | | C | | | | | | | | | AR |
| 63500 | | BUTTON (ROOF) | | | | | | | | | | | | | | | | | | | | | |
| F100/350 | | D8TZ 1063500 | | D | B | A | | E | | | | | | C | | | | | | | | | AR |
| BODY TYPE | R/L | PART NUMBER LESS SUFFIX | TRIM CODES AND APPLICABLE PART NUMBER SUFFIXES | | | | | | | | | | | | | QTY | | | | | | | |
| 63804 | | COVER (REAR SEAT CUSHION) | | | | | | | | | | | | | | | | | | | | | |
| | | | TRIM CODES ♦ | | | | | | | | | | | | | | | | | | | | |
| | | D8TZ 1062900 | AA | AB | AD | AR | AZ | | | | | | | | | | | | | | | | |
| F250/350 (Crew Cab) | | | AAA | AAB | AAD | AAR | AAZ | | | | | | | | | | | | | | | | 1 |

1973/79
TRUCK SERIES 100/500

| BODY TYPE | R/L | PART NUMBER LESS SUFFIX | TRIM CODES, COLORS and APPLICABLE PART NUMBER SUFFIXES | | | | | | | | | | | | | | | | | QTY | | | | | | |
|--|-----|---|--|---------------|--------------|-----|-----|-----|-----|-----|-----|-----|------|-----|------|-----------|--------|-------|--|-----|--|--|--|-----|-------|---|
| | | | TRIM CODES | | | | | | | | | | | | | ALL CODES | | OTHER | | | | | | | | |
| | | | SECOND CHARACTER of TRIM CODE | | | | | | | | | | | | | BLACK | WHITE | | | | | | | | | |
| COLORS | | | | | | | | | | | | | BLUE | RED | JADE | TAN | SADDLE | | | | | | | | | |
| 638A28 | | CUSHION ASSY. (REAR SEAT) - Incl. cover | | | | | | | | | | | | | | | | | | | | | | | | |
| Notes: | | ⊕ Chamois | | | | | | | | | | | | | | | | | | | | | | | | |
| F100/350 (Super Cab exc. Explorer) - w/flip seat | R/L | D8TZ 13638A28 | | | | B | C | D | | | | | | | | | | A | | | | | | | | 2 |
| F100/350 (Super Cab Explorer) - w/flip seat | R/L | D8TZ 13638A28 | | | | | ASD | D | | | | | | | | | | | | | | | | | ⊕ ART | 2 |
| BODY TYPE | R/L | PART NUMBER LESS SUFFIX | TRIM CODES AND APPLICABLE PART NUMBER SUFFIXES | | | | | | | | | | | | | | | | | | | | | QTY | | |
| 638A54 | | COVER (REAR SEAT CUSHION No. 4) | | | | | | | | | | | | | | | | | | | | | | | | |
| | | | | TRIM CODES | | | | | | | | | | | | | | | | | | | | | | |
| | | | | AA | AB | AR | AU | BA | BB | BR | BU | CB | CR | CU | | | | | | | | | | | | |
| E100/350 (82) | | D8UZ 16638A54 | AAA | AAB | AAR | AAU | AAA | AAB | AAR | AAU | ACB | ACR | ACU | | | | | | | | | | | | | 1 |
| | | | | TRIM CODES | | | | | | | | | | | | | | | | | | | | | | |
| | | | | DB | DR | DU | FB | FR | FU | GB | GR | GU | HB | HR | HU | | | | | | | | | | | |
| E100/350 (82) | | D7UZ 16638A54 | | | ADR | ADU | | ADR | ADU | | ADR | ADU | | | | | | | | | | | | | | 1 |
| | | | | TRIM CODES | | | | | | | | | | | | | | | | | | | | | | |
| | | | | D8UZ 16638A54 | ADB | | ADB | | ADB | | | ACB | ACR | ACU | | | | | | | | | | | | 1 |
| | | | | TRIM CODES | | | | | | | | | | | | | | | | | | | | | | |
| | | | | JB | JR | JU | NB | NR | NU | PB | PR | PU | | | | | | | | | | | | | | |
| E100/350 (82) | | D8UZ 16638A54 | ADB | | | ACB | ACR | ACU | ACB | ACR | ACU | | | | | | | | | | | | | | | 1 |
| | | | | TRIM CODES | | | | | | | | | | | | | | | | | | | | | | |
| | | | | D7UZ 16638A54 | | ADR | ADU | | | | | | | | | | | | | | | | | | | 1 |
| 64416-7 | | COVER (FRONT SEAT BACK) | | | | | | | | | | | | | | | | | | | | | | | | |
| | | | | TRIM CODES | | | | | | | | | | | | | | | | | | | | | | |
| | | | | AA | AB | AR | AU | BA | BB | BR | BU | CB | CR | CU | DB | DR | DU | | | | | | | | | |
| E100/350 -- bucket seat | R/L | D4UZ 1264416 | AEA | | | | AEA | | | | | | | | | | | | | | | | | | | 2 |
| | | | | TRIM CODES | | | | | | | | | | | | | | | | | | | | | | |
| | | | | R/L | D5UZ 1264416 | | | | AAU | | | | | AAU | | | | | | | | | | | | 2 |
| | | | | R/L | D7UZ 1264416 | | | AAR | | | | | AAR | | | | | | | | | | | | | 2 |
| | | | | R/L | D8UZ 1264416 | | AAB | | | | AAB | | ACB | ACR | AUU | ADB | ADR | ADU | | | | | | | | 2 |
| | | | | TRIM CODES | | | | | | | | | | | | | | | | | | | | | | |
| | | | | VA | VB | VR | VU | WA | WB | WR | WU | XB | XR | XU | | | | | | | | | | | | |
| E100/350 -- bucket seat | R/L | D4UZ 1264416 | AEA | | | | AEA | | | | | | | | | | | | | | | | | | | 2 |
| | | | | TRIM CODES | | | | | | | | | | | | | | | | | | | | | | |
| | | | | R/L | D5UZ 1264416 | | | AAU | | | | AAU | | | | | | | | | | | | | | 2 |
| | | | | R/L | D7UZ 1264416 | | | AAR | | | | AAR | | | | | | | | | | | | | | 2 |
| | | | | R/L | D8UZ 1264416 | | AAB | | | | AAB | | ACB | ACR | AUU | | | | | | | | | | | 2 |
| | | | | TRIM CODES | | | | | | | | | | | | | | | | | | | | | | |
| | | | | YB | YR | YU | ZA | | | | | | | | | | | | | | | | | | | |
| E100/350 -- bucket seat | R/L | D8UZ 1264416 | ADB | ADR | ADU | | | | | | | | | | | | | | | | | | | | | 2 |
| | | | | TRIM CODES | | | | | | | | | | | | | | | | | | | | | | |
| | | | | R/L | D4UZ 1264416 | | | | AEA | | | | | | | | | | | | | | | | | 2 |
| | | | | TRIM CODES | | | | | | | | | | | | | | | | | | | | | | |
| | | | | FB | FR | FU | GB | GR | GU | HB | HR | HU | | | | | | | | | | | | | | |
| E100/350 -- Captain's Chair - Bostrom | R/L | D8UZ 1164416 | B | E | A | B | E | A | C | G | D | | | | | | | | | | | | | | | 2 |
| | | | | TRIM CODES | | | | | | | | | | | | | | | | | | | | | | |
| | | | | JB | JR | JU | NB | NR | NU | PB | PR | PU | | | | | | | | | | | | | | |
| E100/350 -- Captain's Chair - Bostrom | R/L | D8UZ 1164416 | B | E | A | C | G | D | C | G | D | | | | | | | | | | | | | | | 2 |
| | | | | TRIM CODES | | | | | | | | | | | | | | | | | | | | | | |
| | | | | FB | FR | FU | GB | GR | GU | HB | HR | HU | KA | LA | MA | | | | | | | | | | | |
| E100/350 -- Captain's Chair - Hoover | R/L | D7UZ 1164416 | | | | | | | | | | | D | D | D | | | | | | | | | | | 2 |
| | | | | TRIM CODES | | | | | | | | | | | | | | | | | | | | | | |
| | | | | R/L | D8UZ 1164416 | H | M | N | H | M | N | J | L | K | | | | | | | | | | | | 2 |

**1973/79
TRUCK SERIES 100/500**

| BODY TYPE | R/L | PART NUMBER LESS SUFFIX | TRIM CODES AND APPLICABLE PART NUMBER SUFFIXES | | | | | | | | | | | QTY | | |
|--|-----|----------------------------|--|-----|-----|-----|-----|-------------------------------|-----|------|-----|--------|-----------|-----------|-------|---|
| 64416-7 COVER (FRONT SEAT BACK) — Cont'd | | | TRIM CODES ▶ | | | | | | | | | | | | | |
| | | | EA | EB | ED | ER | EZ | FA | FB | FD | FR | FZ | | | | |
| F100/350 (Super Cab) | R | D8TZ 1364416 | AEA | AEB | AED | AER | AEZ | AEA | AEB | AED | AER | AEZ | | | | 1 |
| | L | D8TZ 1364417 | AEA | AEB | AED | AER | AEZ | AEA | AEB | AED | AER | AEZ | | | | 1 |
| | | | TRIM CODES ▶ | | | | | | | | | | | | | |
| | | | KA | KB | KD | KR | KZ | | | | | | | | | |
| F100/350 (Super Cab) | R | D8TZ 1364416 | AKA | AKB | AKD | AKR | AKZ | | | | | | | | | 1 |
| | L | D8TZ 1364417 | AKA | AKB | AKD | AKR | AKZ | | | | | | | | | 1 |
| | | | TRIM CODES ▶ | | | | | | | | | | | | | |
| | | | LA | LB | LD | LR | LZ | MA | MB | MD | MR | MZ | | | | |
| F100/350 (Super Cab) | R | D8TZ 1364416 | ABA | ABB | ABD | ABR | ABZ | ABA | ABB | ABD | ABR | ABZ | | | | 1 |
| | L | D8TZ 1364417 | ABA | ABB | ABD | ABR | ABZ | ABA | ABB | ABD | ABR | ABZ | | | | 1 |
| | | | TRIM CODES ▶ | | | | | | | | | | | | | |
| | | | NA | NB | ND | NR | NZ | QA | QB | QD | QR | QZ | | | | |
| F100/350 (Super Cab) | R | D8TZ 1364416 | AEA | AEB | AED | AER | AEZ | AQA | AQB | AQD | AQR | AQZ | | | | 1 |
| | L | D8TZ 1364417 | AEA | AEB | AED | AER | AEZ | AQA | AQB | AQD | AQR | AQZ | | | | 1 |
| | | | TRIM CODES ▶ | | | | | | | | | | | | | |
| | | | RD | RR | RT | SD | SR | ST | | | | | | | | |
| F100/350 (Super Cab) | R | D8TZ 1364416 | ARD | ARR | ART | ASD | ABR | AST | | | | | | | | 1 |
| | L | D8TZ 1364417 | ARD | ARR | ART | ASD | ABR | AST | | | | | | | | 1 |
| BODY TYPE | R/L | PART NUMBER LESS SUFFIX | TRIM CODES, COLORS and APPLICABLE PART NUMBER SUFFIXES | | | | | | | | | | | QTY | | |
| | | | TRIM CODES ▶ | | | | | SECOND CHARACTER of TRIM CODE | | | | | ALL CODES | ALL CODES | OTHER | |
| | | | -B | -D | -R | -U | -Z | | | | | | | BLACK | WHITE | |
| | | | COLORS ▶ | | | | | BLUE | RED | JADE | TAN | SADDLE | | | | |
| 644A22-3 REST (FRONT SEAT ARM) | | | | | | | | | | | | | | | | |
| E100/350 -- Captain's Chair -- Bostrom | R | D7UZ 11644A22 | | | | | A | | | | | | | | | 1 |
| | L | D7UZ 11644A23 | | | | | A | | | | | | | | | 1 |
| | R | D8UZ 11644A22 | | B | | | A | | | | | | | | | 1 |
| | L | D8UZ 11644A23 | | B | | | A | | | | | | | | | 1 |
| E100/350 -- Captain's Chair -- Hoover | R | D7UZ 11644A22 | | | | | E | F | | | | | D | | | 1 |
| | L | D7UZ 11644A23 | | | | | E | F | | | | | D | | | 1 |
| | R | D8UZ 11644A22 | | C | | | | | | | | | | | | 1 |
| | L | D8UZ 11644A23 | | C | | | | | | | | | | | | 1 |
| BODY TYPE | R/L | PART NUMBER | DESCRIPTION | | | | | | | | | | | QTY | | |
| 64600 FILLER (FRONT SEAT BACK REAR INNER) | | | | | | | | | | | | | | | | |
| F250/350 (Crew Cab) | | D3TZ 2564600-AA | | | | | | | | | | | | 1 | | |
| 64810 PAD (FRONT SEAT BACK) | | | | | | | | | | | | | | | | |
| E100/350 -- flip seat | | D3UZ 1164810-A | | | | | | | | | | | | 1 | | |
| BODY TYPE | R/L | PART NUMBER LESS SUFFIX | TRIM CODES AND APPLICABLE PART NUMBER SUFFIXES | | | | | | | | | | | QTY | | |
| 66600 COVER (REAR SEAT BACK) | | | TRIM CODES ▶ | | | | | | | | | | | | | |
| | | | AA | AB | AD | AR | AZ | | | | | | | | | |
| F250/350 (Crew Cab) | | D8TZ 1064416 | AAA | AAB | AAD | AAR | AAZ | | | | | | | | | 1 |
| | | | TRIM CODES ▶ | | | | | | | | | | | | | |
| | | | CA | CB | CD | CR | CZ | DA | DB | DD | DR | DZ | | | | |
| F250/350 (Crew Cab) | | D8TZ 1064416 | ACA | ACB | ACD | ACR | ACZ | ADA | ADB | ADD | ADR | ADZ | | | | 1 |
| | | | TRIM CODES ▶ | | | | | | | | | | | | | |
| | | | FA | FB | FD | FR | FZ | LA | LB | LD | LR | LZ | | | | |
| F250/350 (Crew Cab) | | D8TZ 1064416 | ADA | ADB | ADD | ADR | ADZ | ABA | ABB | ABD | ABR | ABZ | | | | 1 |
| | | | TRIM CODES ▶ | | | | | | | | | | | | | |
| | | | AA | AB | AD | AR | AZ | BA | BB | BD | BR | BZ | | | | |
| F100/350 (Super Cab) | | D8TZ 1366600 | AAA | AAB | AAD | AAR | AAZ | BBA | BBB | BBD | BBR | BBZ | | | | 1 |

INSTRUCTIONS

Determine correct Group Number by referring to an appropriate illustration in the Interior Trim Section of the Illustration Catalog. Form FP 8096-B or the Soft Trim Index of this catalog. Identify Model, Body Type and Trim Code by referring to 1979 Warranty Plate Codes.

| | | | | | |
|--|----------------|--------|---|--------|------|
| SEE OPERATORS MANUAL FOR EQUIP. REQ'D FOR MAX. GVW & LOAD CAPACITIES | | | | | |
| 180EVC90001 | | | WARRANTY VOID IF LOAD CAPACITY EXCEEDED | | |
| MADE IN U.S.A. | | | | | |
| WARRANTY NO. / ADEQUATE TIRES REQ'D FOR AXLE LOADINGS | | | | | |
| W.B. | COLOR | MODEL | BODY | TRANS. | AXLE |
| 150 | JM | 1802 | L34 | 2M | GCS |
| 39000 | 182 | 3800 | 72 | | |
| MAX. G.V.W. LBS. | CERT. NET H.P. | R.P.M. | D.S.O. | | |

L3 — TRIM CODE

REFER TO THE CODES LISTED ON THE FOLLOWING PAGES AND USE THESE CODES TO DETERMINE SEAT COVER PART NUMBERS. ALSO REFER TO THE GENERAL INFORMATION SECTION OF THIS CATALOG FOR INTERPRETATION OF BODY TYPE CODES. P-8280

The 1979 Soft Trim Sections E and F Catalog consists of:

- (1) Trim Scheme Codes
- (2) Listing of Soft Trim Parts for all Econoline (E100/350) and Truck (F100/350).

TRIM SCHEME CODES

- Consists of:
- (1) Listing of: Trim Scheme Codes arranged in order of series and body types i.e. F100 (81B), etc.
 - (2) Description of Trim Schemes.
 - (3) Type of seat.

How to use: Identify Body Type and Trim Code and apply this information to listing of Trim Scheme Codes. (For material identification refer to Salesman's Color and Trim Selections Guide.)

For example, to determine Trim Scheme for Trim Code AA on F100/350, refer to Page 1 of the 1979 Soft Trim Section F. As shown on Page 1, Trim Code AA indicates: (1) Series and Body Type—F100/350. (2) Trim Scheme description (Black and Silver all vinyl)

| 1979 TRIM SCHEME CODES AS LISTED ON WARRANTY PLATE | | |
|---|----------------------------|----------------------------|
| CODE | SERIES and BODY TYPE | TRIM SCHEME DESCRIPTION |
| (F) F SERIES | | |
| AA | F100/350 (81A) | Black and silver all vinyl |
| AB | F100/350 (81A) | Blue all vinyl |

1973/79 TRUCK SERIES 100/500

1979 SOFT TRIM GENERAL INFORMATION SECTION

SOFT TRIM PARTS for ALL ECONOLINE (E100/350) and TRUCK (F100/350).

Consists of: (1) Parts cataloged by color (e.g. groups 04104, 04282, etc.)

(2) Parts cataloged by trim code (e.g. groups 62900, 64416, etc.).

(3) Miscellaneous parts (e.g. groups 60032, 60050, etc.).

- PARTS CATALOGED BY COLOR:
- (1) Identify Body Type and Color of desired part.
 - (2) Determine Group Number of part.
 - (3) Locate appropriate Color listed at top of page.
 - (4) Match Color with Body Type to select desired part number.

For example, should a Blue Sun Visor (group number 04104) be desired for an F100 body type 81B:

- (1) Refer to group 04104-5.
- (2) Read list of Colors above title to find to find Blue.
- (3) Read down to find F100/350.
- (4) Part number shown is D8TZ 1004104 and suffix in "Blue" column is G.

| BODY TYPE | R/L | PART NUMBER LESS SUFFIX | TRIM CODES, COLORS and APPLICABLE PART NUMBER SUFFIXES | | | | | | | | | | QTY | | | | |
|----------------------------------|-----|----------------------------|--|--|---|---|------|-----|---------------|--------------|--------------|--------|-----|---|---|---|---|
| | | | TRIM CODES | | | | | | | ALL CODES | ALL CODES | OTHER | | | | | |
| SECOND CHARACTER of TRIM CODE | | | | | | | | | | | | | | | | | |
| COLORS | | | | | | | BLUE | RED | CORD- OVAN | JADE | SAND | SADDLE | | | | | |
| 04104-5 | | VISOR | | | | | | | | | | | | | | | |
| F100/350 -- incl. colored pin | R/L | D3TZ | 1004104 | | | | | | | | | | | H | A | 2 | |
| | R/L | D6TZ | 1004104 | | | | | D | | | | | | | | | 2 |
| | R/L | D8TZ | 1004104 | | G | U | | | | | | | | | | | 2 |

- PARTS CATALOGED BY TRIM CODE:
- (1) Identify Series, Body and Trim Code.
 - (2) Determine Group Number of part.
 - (3) Locate appropriate Trim Code (listing of Trim Codes precedes each body type).
 - (4) Match Series and Body Type with Trim Code to select part number.

For example, should a Front Seat Cushion Cover (group 62900) be required for a F100, Trim Code AD:

- (1) Refer to group 62900.
- (2) Read down to locate F100/350
- (3) Read trim codes (listed numerically) to find Trim Code AD.
- (4) Part number shown is D9TZ 1062900 and suffix listed is AAD.

| BODY TYPE | R/L | PART NUMBER LESS SUFFIX | TRIM CODES AND APPLICABLE PART NUMBER SUFFIXES | | | | | | | | | | | | QTY | | |
|------------------------------------|-----|----------------------------|--|-----|-----|-----|-----|-----|-----|-----|-----|-----|-----|--|-----|--|---|
| | | | COVER (FRONT SEAT CUSHION) | | | | | | | | | | | | | | |
| | | | TRIM CODES | AA | AB | AD | AR | AT | BA | BB | BD | BR | BT | | | | |
| F100/350 (Regular and Crew Cab) | | D8TZ | 1062900 | AAA | AAB | | AAR | | ABA | ABB | ASD | ABR | | | | | 1 |
| | | D9TZ | 1062900 | | | AAD | | AAT | | | | | ABT | | | | 1 |

1973/79 TRUCK SERIES 100/500

1979 SOFT TRIM SECTION E 1

| 1979 TRIM SCHEME CODES AS LISTED ON WARRANTY PLATE | | | | |
|---|----------------------------|-------------------------|----------------|------|
| CODE | SERIES and BODY TYPE | TRIM SCHEME DESCRIPTION | ● TYPE OF SEAT | |
| | | | FRONT | REAR |

FOR MATERIAL IDENTIFICATION

REFER to SALESMAN'S

COLOR and TRIM SELECTIONS GUIDE

● B – Bucket seat CA – Captain's chair F – Folding seat

△ 5, 8 and 12 Passenger wagons are identified by the basic series code i.e. the first three (3) characters of the Serial Number: Example: E02HHW00003 – (E02 – 8 Pass. E100)

5 Pass.
(1st and 2nd seats)

8 Pass.
(1st, 2nd and 3rd seats)

12 Pass.
(1st, 2nd, 3rd and
4th seats)

E01

E02

E23

E11

E12

E21

E22

(E) ECONOLINE

| | | | | |
|-------|-----------------|---------------------------|--------|----|
| AA | 82 | Black all vinyl | B | △ |
| AA | 89, Cutaway Cab | Black all vinyl | B or F | No |
| A1 | 82 | Black all vinyl | B | △ |
| A1 | 89, Cutaway Cab | Black all vinyl | B or F | No |
| AB | 82 | Blue all vinyl | B | △ |
| AB | 89, Cutaway Cab | Blue all vinyl | B or F | No |
| A2 | 82 | Blue all vinyl | B | △ |
| A2 | 89, Cutaway Cab | Blue all vinyl | B or F | No |
| AC | 82 | Jade all vinyl | B | △ |
| AC | 89, Cutaway Cab | Jade all vinyl | B or F | No |
| A3 | 82 | Jade all vinyl | B | △ |
| A3 | 89, Cutaway Cab | Jade all vinyl | B or F | No |
| AD,AR | 82 | Sand all vinyl | B | △ |
| AD,AR | 89, Cutaway Cab | Sand all vinyl | B or F | No |
| A4 | 82 | Sand all vinyl | B | △ |
| A4 | 89, Cutaway Cab | Sand all vinyl | B or F | No |
| BB | 82 | Blue all vinyl | CA | △ |
| BB | 89, Cutaway Cab | Blue all vinyl | CA | No |
| BC | 82 | Jade all vinyl | CA | △ |
| BC | 89, Cutaway Cab | Jade all vinyl | CA | No |
| BD | 82 | Sand all vinyl | CA | △ |
| BD | 89, Cutaway Cab | Sand all vinyl | CA | No |
| BK | 82 | Blue all vinyl | CA | △ |
| BK | 89, Cutaway Cab | Blue all vinyl | CA | No |
| BL | 82 | Jade all vinyl | CA | △ |
| BL | 89, Cutaway Cab | Jade all vinyl | CA | No |
| BM | 82 | Sand all vinyl | CA | △ |
| BM | 89, Cutaway Cab | Sand all vinyl | CA | No |
| B2 | 82 | Blue all vinyl | CA | △ |
| B2 | 89, Cutaway Cab | Blue all vinyl | CA | No |
| B3 | 82 | Jade all vinyl | CA | △ |
| B3 | 89, Cutaway Cab | Jade all vinyl | CA | No |
| B4 | 82 | Sand all vinyl | CA | △ |
| B4 | 89, Cutaway Cab | Sand all vinyl | CA | No |
| CA | 82, | Black all vinyl | CA | △ |
| CA | 89, Cutaway Cab | Black all vinyl | CA | No |
| CJ | 82 | Black all vinyl | CA | △ |
| CJ | 89, Cutaway Cab | Black all vinyl | CA | No |
| C1 | 82 | Black all vinyl | CA | △ |
| C1 | 89, Cutaway Cab | Black all vinyl | CA | No |
| DB | 82 | Blue vinyl and blue cloth | CA | △ |
| DB | 89, Cutaway Cab | Blue vinyl and blue cloth | CA | No |
| DC | 82 | Jade vinyl and jade cloth | CA | △ |
| DC | 89, Cutaway Cab | Jade vinyl and jade cloth | CA | No |
| DD | 82 | Sand vinyl and sand cloth | CA | △ |

OCTOBER, 1979

COPYRIGHT © 1979—

FORD MOTOR
COMPANY

—DEARBORN, MICHIGAN

NEW ISSUE

**1973/79
TRUCK SERIES 100/500**

| 1979 TRIM SCHEME CODES AS LISTED ON WARRANTY PLATE | | | | |
|---|----------------------------|-------------------------|----------------|------|
| CODE | SERIES and BODY TYPE | TRIM SCHEME DESCRIPTION | ● TYPE OF SEAT | |
| | | | FRONT | REAR |

FOR MATERIAL IDENTIFICATION
REFER to SALESMAN'S
COLOR and TRIM SELECTIONS GUIDE

- B – Bucket seat CA – Captain's chair F – Folding seat
- △ 5, 8 and 12 Passenger wagons are identified by the basic series code i.e. the first three (3) characters of the Serial Number: Example: E02HHW00003 – (E02 – 8 Pass. E100)

5 Pass.
(1st and 2nd seats)

8 Pass.
(1st, 2nd and 3rd seats)

12 Pass.
(1st, 2nd, 3rd and
4th seats)

E01
E11
E21

E02
E12
E22

E23

(E) ECONOLINE

| | | | | |
|-------|-----------------|---------------------------|--------|----|
| AA | 82 | Black all vinyl | B | △ |
| AA | 89, Cutaway Cab | Black all vinyl | B or F | No |
| A1 | 82 | Black all vinyl | B | △ |
| A1 | 89, Cutaway Cab | Black all vinyl | B or F | No |
| AB | 82 | Blue all vinyl | B | △ |
| AB | 89, Cutaway Cab | Blue all vinyl | B or F | No |
| A2 | 82 | Blue all vinyl | B | △ |
| A2 | 89, Cutaway Cab | Blue all vinyl | B or F | No |
| AC | 82 | Jade all vinyl | B | △ |
| AC | 89, Cutaway Cab | Jade all vinyl | B or F | No |
| A3 | 82 | Jade all vinyl | B | △ |
| A3 | 89, Cutaway Cab | Jade all vinyl | B or F | No |
| AD,AR | 82 | Sand all vinyl | B | △ |
| AD,AR | 89, Cutaway Cab | Sand all vinyl | B or F | No |
| A4 | 82 | Sand all vinyl | B | △ |
| A4 | 89, Cutaway Cab | Sand all vinyl | B or F | No |
| BB | 82 | Blue all vinyl | CA | △ |
| BB | 89, Cutaway Cab | Blue all vinyl | CA | No |
| BC | 82 | Jade all vinyl | CA | △ |
| BC | 89, Cutaway Cab | Jade all vinyl | CA | No |
| BD | 82 | Sand all vinyl | CA | △ |
| BD | 89, Cutaway Cab | Sand all vinyl | CA | No |
| BK | 82 | Blue all vinyl | CA | △ |
| BK | 89, Cutaway Cab | Blue all vinyl | CA | No |
| BL | 82 | Jade all vinyl | CA | △ |
| BL | 89, Cutaway Cab | Jade all vinyl | CA | No |
| BM | 82 | Sand all vinyl | CA | △ |
| BM | 89, Cutaway Cab | Sand all vinyl | CA | No |
| B2 | 82 | Blue all vinyl | CA | △ |
| B2 | 89, Cutaway Cab | Blue all vinyl | CA | No |
| B3 | 82 | Jade all vinyl | CA | △ |
| B3 | 89, Cutaway Cab | Jade all vinyl | CA | No |
| B4 | 82 | Sand all vinyl | CA | △ |
| B4 | 89, Cutaway Cab | Sand all vinyl | CA | No |
| CA | 82, | Black all vinyl | CA | △ |
| CA | 89, Cutaway Cab | Black all vinyl | CA | No |
| CJ | 82 | Black all vinyl | CA | △ |
| CJ | 89, Cutaway Cab | Black all vinyl | CA | No |
| C1 | 82 | Black all vinyl | CA | △ |
| C1 | 89, Cutaway Cab | Black all vinyl | CA | No |
| DB | 82 | Blue vinyl and blue cloth | CA | △ |
| DB | 89, Cutaway Cab | Blue vinyl and blue cloth | CA | No |
| DC | 82 | Jade vinyl and jade cloth | CA | △ |
| DC | 89, Cutaway Cab | Jade vinyl and jade cloth | CA | No |
| DD | 82 | Sand vinyl and sand cloth | CA | △ |

**1973/79
TRUCK SERIES 100/500**

| BODY TYPE | R/L | PART NUMBER LESS SUFFIX | TRIM CODES, COLORS and APPLICABLE PART NUMBER SUFFIXES | | | | | | | | | | | Q T Y | |
|--|-----|----------------------------|--|--------|----------|--------|-----|--|--------------|--------------|-------|--|--|-------------|--|
| | | TRIM CODES ▶ | SECOND CHARACTER of TRIM CODE | | | | | | ALL CODES | ALL CODES | OTHER | | | | |
| | | COLORS ▶ | -B-K-2 | -C-L-3 | -D-M-R-4 | -E-N-5 | | | BLACK | WHITE | | | | | |
| | | | BLUE | JADE | SAND | SADDLE | | | | | | | | | |
| 02344-5 PANEL (COWL TRIM) | | | | | | | | | | | | | | | |
| E100/350 | R | D5UZ 1202344 | | | | | | | D | | | | | 1 | |
| | L | D5UZ 1202345 | | | | | | | D | | | | | 1 | |
| | R | D7UZ 1202344 | | | A | | | | | | | | | 1 | |
| | L | D7UZ 1202345 | | | A | | | | | | | | | 1 | |
| | R | D8UZ 1202344 | | A | | | | | | | | | | 1 | |
| | L | D8UZ 1202345 | | A | | | | | | | | | | 1 | |
| | R | D9UZ 1202344 | | | | A4L | A1Z | | | | | | | 1 | |
| | L | D9UZ 1202345 | | | | A4L | A1Z | | | | | | | 1 | |
| 04104 VISOR | | | | | | | | | | | | | | | |
| Notes: ▲ Use sand | | | | | | | | | | | | | | | |
| E100/350 | R/L | D5UZ 1104104 | | | | | | | | B | | | | 2 | |
| | R/L | D7UZ 1104104 | | | A | | | | | | | | | 2 | |
| | R/L | D9UZ 1104104 | | A5B | | A4L | ▲ | | | | | | | 2 | |
| 04282 PAD (INSTRUMENT PANEL) | | | | | | | | | | | | | | | |
| E100/350 -- w/o integral A/C | | D5UZ 2204282 | | | | | | | | B | | | | 1 | |
| | | D7UZ 2204282 | | | A | | | | | | | | | 1 | |
| | | D8UZ 2204282 | | A | | | | | | | | | | 1 | |
| | | D9UZ 2204282 | | | | A2L | A0Z | | | | | | | 1 | |
| -- w/integral A/C | | D5UZ 2204282 | | | | | | | | F | | | | 1 | |
| | | D7UZ 2204282 | | | B | | | | | | | | | 1 | |
| | | D8UZ 2204282 | | B | | | | | | | | | | 1 | |
| | | D9UZ 2204282 | | | | B2L | B0Z | | | | | | | 1 | |
| 13000-1 CARPET (FRONT FLOOR) | | | | | | | | | | | | | | | |
| E100/350(exc. Leisure Van) | R | D7UZ 1213000 | | | A | | | | | B | | | | 1 | |
| | R | D8UZ 1213000 | | A | | | | | | | | | | 1 | |
| | L | D8UZ 1213001 | | B | A | | | | | D | | | | 1 | |
| | R | D9UZ 1213000 | | | | A6L | A2Z | | | | | | | 1 | |
| | L | D9UZ 1213001 | | | | B6L | B2Z | | | | | | | 1 | |
| E100/350 (Leisure Van) | R | D9UZ 1113000 | | A9B | | A9L | | | | | | | | 1 | |
| | L | D9UZ 1113001 | | A9B | | A9L | | | | | | | | 1 | |
| 13010-1 MAT (FRONT FLOOR) | | | | | | | | | | | | | | | |
| E100/350 | R | D5UZ 1113010 | | | | | | | | A | | | | 1 | |
| | R | D7UZ 1113010 | | | A | | | | | | | | | 1 | |
| | R | D8UZ 1113010 | | B | | | | | | | | | | 1 | |
| | R | D9UZ 1113010 | | | | A1L | A5Z | | | | | | | 1 | |
| | L | D8UZ 1113011 | | C | A | | | | | B | | | | 1 | |
| | L | D9UZ 1113011 | | | | A1L | A5Z | | | | | | | 1 | |
| 13042-3 MAT or CARPET (AUXILIARY FLOOR WHEEL HOUSE COVER) | | | | | | | | | | | | | | | |
| E100/350 -- mat | R | D5UZ 2213042 | | | | | | | | A | | | | 1 | |
| | R | D7UZ 2213042 | | | A | | | | | | | | | 1 | |
| | R | D8UZ 2213042 | | A | | | | | | | | | | 1 | |
| | R | D9UZ 2213042 | | | | A1L | A5Z | | | | | | | 1 | |
| | L | D5UZ 2213043 | | | | | | | | A | | | | 1 | |
| | L | D7UZ 2213043 | | | A | | | | | | | | | 1 | |
| | L | D8UZ 2213043 | | A | | | | | | | | | | 1 | |
| | L | D9UZ 2213043 | | | | A1L | A5Z | | | | | | | 1 | |

1973/79
TRUCK SERIES 100/500

| BODY TYPE | R/L | PART NUMBER LESS SUFFIX | TRIM CODES, COLORS and APPLICABLE PART NUMBER SUFFIXES | | | | | | | | | | | QTY | |
|---|-----|----------------------------|--|----------------|------------------|------------------|-----|--|--|--------------|--------------|-------|------|-----|--|
| | | TRIM CODES | SECOND CHARACTER of TRIM CODE | | | | | | | ALL CODES | ALL CODES | OTHER | Y | | |
| | | COLORS | -B-K-2 BLUE | -C-L-3 JADE | -D-M-R-4 SAND | -E-N-5 SADDLE | | | | | | | | | |
| 13042-3 MAT or CARPET (AUXILIARY FLOOR WHEEL HOUSE COVER) — Cont'd | | | | | | | | | | | | | | | |
| E100/350 (exc. Leisure Van) — — carpet | R | D7UZ 2213042 | | | C | | | | | | | | | 1 | |
| | R | D8UZ 2213042 | | C | | | | | | | B | | | 1 | |
| | R | D9UZ 2213042 | | | | A6L | A7Z | | | | | | | 1 | |
| | L | D7UZ 2213043 | | | C | | | | | | | | | 1 | |
| | L | D8UZ 2213043 | | C | | | | | | | B | | | 1 | |
| | L | D9UZ 2213043 | | | | A6L | A2Z | | | | | | | 1 | |
| E100/350 (Leisure Van) — — carpet | R | D9UZ 1113042 | | A9B | | A9L | | | | | | | | 1 | |
| | L | D9UZ 1113043 | | A9B | | A9L | | | | | | | | 1 | |
| 13046 CARPET (REAR FLOOR) | | | | | | | | | | | | | | | |
| E100/350 (exc. Super Van/Wagon) — — 124" W/B | | D8UZ 1113046 | | B | A | | | | | | D | | | 1 | |
| | | D9UZ 1113046 | | | | A6L | A2Z | | | | | | | 1 | |
| — — 138" W/B | | D8UZ 2213046 | | B | A | | | | | | D | | | 1 | |
| | | D9UZ 2213046 | | | | A6L | A2Z | | | | | | | 1 | |
| E100/350 (Leisure Van) — — 124" W/B | | D9UZ 1113046 | | C9B | | C9L | | | | | | | | 1 | |
| — — 138" W/B | | D9UZ 1113046 | | B9B | | B9L | | | | | | | | 1 | |
| E150/250 (Super Van/Wagon) | | D8UZ 1613046 | | B | A | | | | | | D | | | 1 | |
| | | D9UZ 1613046 | | | | A6L | A2Z | | | | | | | 1 | |
| E250/350 (Cutaway Cab) | | D8UZ 3313046 | | B | A | | | | | | D | | | 1 | |
| | | D9UZ 3313046 | | | | A6L | A2Z | | | | | | | 1 | |
| 13054 MAT (REAR FLOOR FRONT) | | | | | | | | | | | | | | | |
| Notes: ● Charcoal | | | | | | | | | | | | | | | |
| E100/350 — — 124" W/B | | D9UZ 1113054 | | AAB | AAR | AAL | AAZ | | | | AAA | | ●A7A | 1 | |
| E100/350 — — 138" W/B | | D8UZ 2213054 | | C | A | | | | | | B | | | 1 | |
| | | D9UZ 2213054 | | | | A1L | A5Z | | | | | | | 1 | |
| E250/350 (Cutaway Cab) | | D8UZ 3313054 | | C | A | | | | | | B | | | 1 | |
| | | D9UZ 3313054 | | | | A1L | A5Z | | | | | | | 1 | |
| BODY TYPE | R/L | PART NUMBER | DESCRIPTION | | | | | | | | | | | QTY | |
| 13174 FILLER (REAR FLOOR FRONT) | | | | | | | | | | | | | | | |
| E100/350 — — w/o rear seats —124" W/B —138" W/B | | D8UZ 1113174-A | Front, center and rear | | | | | | | | | | | 3 | |
| | | D8UZ 1113174-B | Front and center | | | | | | | | | | | 2 | |
| | | D8UZ 1113175-B | Rear | | | | | | | | | | | 1 | |
| E100/350 — — w/ rear full width seats | | D5UZ 1613174-A | Use with 2nd, 3rd and 4th seat | | | | | | | | | | | 3 | |
| | | D8UZ 1113175-A | Use with 5th seat | | | | | | | | | | | 1 | |
| E100/350 — — w/ Captain's Chair 2nd row—124" W/B | | D9UZ 1113174-C | Front | | | | | | | | | | | 1 | |
| | | D9UZ 1113174-D | Center | | | | | | | | | | | 1 | |
| | | D8UZ 1113174-A | Rear | | | | | | | | | | | 1 | |
| —138" W/B | | D9UZ 1113174-A | Front | | | | | | | | | | | 1 | |
| | | D9UZ 1113174-B | Center | | | | | | | | | | | 1 | |
| | | D8UZ 1113175-B | Use with 3 or 4 passenger 4th seat | | | | | | | | | | | 1 | |
| | | D9UZ 1113175-A | Use with 5th seat | | | | | | | | | | | 1 | |
| 13175 Refer to group 13174 | | | | | | | | | | | | | | | |

1973/79 TRUCK SERIES 100/500

1979 SOFT TRIM SECTION E 5

| BODY TYPE | R/L | PART NUMBER LESS SUFFIX | TRIM CODES, COLORS and APPLICABLE PART NUMBER SUFFIXES | | | | | | | | | | | | | | |
|---|-----|----------------------------|--|-------------------------------|--------|----------|--------|--|--|--------------|--------------|-------|---|-------|-------|------|---|
| | | | TRIM CODES ▶ | SECOND CHARACTER of TRIM CODE | | | | | | ALL CODES | ALL CODES | OTHER | Y | | | | |
| | | | COLORS ▶ | -B-K-2 | -C-L-3 | -D-M-R-4 | -E-N-5 | | | | | | | BLACK | WHITE | | |
| 13182 MAT (REAR FLOOR REAR) | | | Notes: ⊕ Charcoal | | | | | | | | | | | | | | |
| E100/350 -- 124" W/B | | D9UZ 1113182 | | AAB | AAR | AAL | AAZ | | | | | | | AAA | | ⊕A7A | 1 |
| E100/350 (exc. Super Van/Wagon) -- 138" W/B | | D5UZ 2213182 | | | | | | | | | | | | A | | | 1 |
| | | D7UZ 2213182 | | | A | | | | | | | | | | | | 1 |
| | | D8UZ 2213182 | | A | | | | | | | | | | | | | 1 |
| | | D9UZ 1213182 | | | | A1L | A5Z | | | | | | | | | | 1 |
| E100/350 (Super Van/Wagon) | | D8UZ 1513182 | | B | A | | | | | | | | | D | | | 1 |
| | | D9UZ 1613182 | | | | A1L | A5Z | | | | | | | | | | 1 |
| 20104 COMPARTMENT (DOOR TRIM PANEL MAP) | | | Notes: ▲ Use sand | | | | | | | | | | | | | | |
| E100/350 | R/L | D9UZ 1220104 | | B | C | D | ▲ | | | | | | | A | | | 2 |
| 23942-3 PANEL (FRONT DOOR TRIM) | | | Notes: ▲ Use sand | | | | | | | | | | | | | | |
| E100/350 -- w/o woodgrain and map pocket | R | D9UZ 1223942 | | ABB | ABR | ABT | ▲ | | | | | | | ABA | | | 1 |
| | L | D9UZ 1223943 | | ABB | ABR | ABT | ▲ | | | | | | | ABA | | | 1 |
| -- w/woodgrain and map pocket | R | D9UZ 1223942 | | ACB | ACR | ACT | ▲ | | | | | | | ACA | | | 1 |
| | L | D9UZ 1223943 | | ACB | ACR | ACT | ▲ | | | | | | | ACA | | | 1 |
| 24140-1 ARM REST (FRONT DOOR) | | | Notes: ▲ Use sand | | | | | | | | | | | | | | |
| E100/350 -- door | R | D3UZ 1124140 | | | | | | | | | | | | D | | | 1 |
| | L | D3UZ 1124141 | | | | | | | | | | | | D | | | 1 |
| | R | D8UZ 1124140 | | A3B | C | | | | | | | | | | | | 1 |
| | L | D8UZ 1124141 | | A3B | C | | | | | | | | | | | | 1 |
| | R | D9UZ 1124140 | | | | A2L | ▲ | | | | | | | | | | 1 |
| | L | D9UZ 1124141 | | | | A2L | ▲ | | | | | | | | | | 1 |
| -- quarter | R/L | D8FZ 6224140 | | C | A | | | | | | | | | | | | 2 |
| | R/L | D9FZ 6224140 | | | | A9L | ▲ | | | | | | | | | | 2 |
| 27411 PANEL (BODY SIDE DOOR TRIM) —also refer to groups 274A66 and 27472 | | | Notes: ▲ Use sand | | | | | | | | | | | | | | |
| E100/350 -- w/hinged doors—front | | D7UZ 1227411 | | | BCR | | | | | | | | | | | | 1 |
| | | D8UZ 1227411 | | B5B | | | | | | | | | | | | | 1 |
| | | D9UZ 1227411 | | | | BCT | ▲ | | | | | | | | | | 1 |
| --rear | | D7UZ 1227419 | | | BCR | | | | | | | | | | | | 1 |
| | | D8UZ 1227419 | | B5B | | | | | | | | | | | | | 1 |
| | | D9UZ 1227419 | | | | BCT | ▲ | | | | | | | | | | 1 |

1973/79 TRUCK SERIES 100/500

1979 SOFT TRIM SECTION E 7

| BODY TYPE | R/L | PART NUMBER LESS SUFFIX | TRIM CODES, COLORS and APPLICABLE PART NUMBER SUFFIXES | | | | | | | | | | | | | Q T Y | |
|---|-----|----------------------------|--|--------|----------|-------------------------------|---|--|--|--|-------|-------|-------|--|--|-------------|---|
| | | | TRIM CODES | | | SECOND CHARACTER of TRIM CODE | | | | | ALL | ALL | OTHER | | | | |
| | | | -B-K-2 | -C-L-3 | -D-M-R-4 | -E-N-5 | | | | | CODES | CODES | | | | | |
| COLORS | | | BLUE | JADE | SAND | SADDLE | | | | | BLACK | WHITE | | | | | |
| 31035-6 | | | PANEL (BODY SIDE REAR TRIM) | | | | | | | | | | | | | | |
| Notes: | | | ▲ Use sand, ● Use without Panel Duct-group 19A881, \$ Use with Panel Duct-group 19A881 | | | | | | | | | | | | | | |
| E100/350 -- 124" W/B | R | D9UZ 1131036 | | AFB | AFR | AFT | ▲ | | | | | | | | | | 1 |
| | ●L | D9UZ 1131035 | | AFB | AFR | AFT | ▲ | | | | | | | | | | 1 |
| | \$L | D9UZ 2231035 | | CBA | CRA | CTA | ▲ | | | | | | | | | | 1 |
| E100/350(exc. Super Van/Wagon) -- 138" W/B-w/o 12 passenger seats | R | D9UZ 2231036 | | ACB | ACR | ACT | ▲ | | | | | | | | | | 1 |
| --w/12 passenger seats | R | D9UZ 1131036 | | BCB | BCR | BCT | ▲ | | | | | | | | | | 1 |
| E100/350(exc. Super Van/Wagon) -- 138" W/B-w/aux. A/C | L | D7UZ 2231035 | | | FCR | | | | | | | | | | | | 1 |
| | L | D8UZ 2231035 | | F5B | | | | | | | | | | | | | 1 |
| | L | D9UZ 2231035 | | | | FCT | ▲ | | | | | | | | | | 1 |
| -- w/o aux. A/C and aux. fuel tank | L | D9UZ 2231035 | | ACB | ACR | ACT | ▲ | | | | | | | | | | 1 |
| -- w/o aux. A/C and w/aux. fuel tank | L | D9UZ 2231035 | | BCB | BCR | DCT | ▲ | | | | | | | | | | 1 |
| E100/350 (Super Van/Wagon) | R | D9UZ 1631036 | | ADB | ADR | BFT | ▲ | | | | | | | | | | 1 |
| -- w/aux. A/C | L | D9UZ 1631035 | | BDB | BDR | CFT | ▲ | | | | | | | | | | 1 |
| -- w/o aux. A/C and w/o aux. fuel tank | L | D9UZ 1631035 | | CDB | CDR | DFT | ▲ | | | | | | | | | | 1 |
| -- w/o aux. A/C and w/aux. fuel tank | L | D9UZ 1631035 | | ADB | ARD | AFT | ▲ | | | | | | | | | | 1 |
| 31074 | | | WINDLACE (BODY SIDE WINDOW) | | | | | | | | | | | | | | |
| E100/350(89) | | D8UZ 1131074-A | R.H. and L.H.-porthole | | | | | | | | | | | | | | 2 |
| 31112 | | | PANEL (BODY SIDE TRIM) | | | | | | | | | | | | | | |
| E100/350 (89) -- 124" W/B | R | D8UZ 1131112-A | Teakwood grain | | | | | | | | | | | | | | 1 |
| E100/350 (exc. Super Van) -- 138" W/B | R | D8UZ 1131112-B | Teakwood grain | | | | | | | | | | | | | | 1 |
| E100/350 (Super Van) -- 138" W/B | R | D8UZ 1631112-B | Teakwood grain | | | | | | | | | | | | | | 1 |
| 31113 | | | PANEL (BODY SIDE REAR TRIM) | | | | | | | | | | | | | | |
| E100/350 (89) -- 124" W/B - w/o aux. A/C | L | D8UZ 1131113-A | Teakwood grain | | | | | | | | | | | | | | 1 |
| -- aux. A/C | L | D8UZ 1131113-B | Teakwood grain | | | | | | | | | | | | | | 1 |
| E100/350 (exc. Super Van) -- 138" W/B - w/o aux. fuel tank | L | D8UZ 1131113-C | Teakwood grain | | | | | | | | | | | | | | 1 |
| -- w/aux. fuel tank | L | D8UZ 1131113-D | Teakwood grain | | | | | | | | | | | | | | 1 |
| E100/350 (Super Van) -- 138" W/B - w/o aux. fuel tank | L | D8UZ 1631113-B | Teakwood grain | | | | | | | | | | | | | | 1 |
| -- w/aux. fuel tank | L | D8UZ 1631113-A | Teakwood grain | | | | | | | | | | | | | | 1 |
| 31137 | | | PANEL (BODY SIDE FRONT TRIM) | | | | | | | | | | | | | | |
| E100/350 (89) -- w/o aux. A/C | L | D8UZ 1131137-C | Teakwood grain | | | | | | | | | | | | | | 1 |
| -- w/aux. A/C | L | D8UZ 1131137-D | Teakwood grain | | | | | | | | | | | | | | 1 |

APRIL, 1980

COPYRIGHT © 1980—

FORD MOTOR

—DEARBORN, MICHIGAN

COMPANY

CHANGE 1

1973/79
TRUCK SERIES 100/500

| BODY TYPE | R/L | PART NUMBER | DESCRIPTION | | | | | | | | | | QTY | |
|---|-----|----------------------------|--|--------|----------|--------|-----|-----------|-----------|-------|-----|----|---|--|
| 312A14-5 | | | | | | | | | | | | | PANEL (BODY SIDE REAR CORNER LOWER TRIM) | |
| E100/350 (exc. Super Van/Wagon) | R | D5UZ 12312A14-A | Paint to match | | | | | | | | | | 1 | |
| | L | D5UZ 12312A15-A | Paint to match | | | | | | | | | | 1 | |
| | R | D8UZ 11312A14-A | Teakwood grain | | | | | | | | | | 1 | |
| | L | D8UZ 11312A15-A | Teakwood grain | | | | | | | | | | 1 | |
| E100/350 (Super Van/Wagon) | R | D8UZ 16312A14-A | Paint to match | | | | | | | | | | 1 | |
| | L | D8UZ 16312A15-A | Paint to match | | | | | | | | | | 1 | |
| | R | D8UZ 11312A14-A | Teakwood grain | | | | | | | | | | 1 | |
| | L | D8UZ 11312A15-A | Teakwood grain | | | | | | | | | | 1 | |
| BODY TYPE | R/L | PART NUMBER LESS SUFFIX | TRIM CODES, COLORS and APPLICABLE PART NUMBER SUFFIXES | | | | | | | | | | QTY | |
| | | TRIM CODES ▶ | SECOND CHARACTER of TRIM CODE | | | | | ALL CODES | ALL CODES | OTHER | | | | |
| | | COLORS ▶ | -B-K-2 | -C-L-3 | -D-M-R-4 | -E-N-5 | | BLACK | WHITE | | | | | |
| | | | BLUE | JADE | SAND | SADDLE | | | | | | | | |
| 45026 | | | | | | | | | | | | | COVER (SPARE WHEEL) | |
| Notes: | | | | | | | | | | | | | ● Argent | |
| E100/350 -- inside | | D7UZ 1645026 | | | A | | | | | | B | | 1 | |
| | | D9UZ 1645026 | | ABB | | ABT | ABZ | | | | | | 1 | |
| E100/150 -- outside -plain -Ford logo | | D9UZ 1645026 | | | | | | | | | AAA | | 1 | |
| | | D9UZ 1645026 | | | | | | | | | BAA | ●A | 1 | |
| 45220-1 | | | | | | | | | | | | | PANEL (BACK DOOR TRIM) | |
| Notes: | | | | | | | | | | | | | ▲ Teakwood grain, △ Use sand | |
| E100/350 (82) | R | D7UZ 2245220 | | | BCR | | | | | | | | 1 | |
| | L | D7UZ 2245221 | | | BCR | | | | | | | | 1 | |
| | R | D8UZ 2245220 | | B5B | | | | | | | | | 1 | |
| | L | D8UZ 2245221 | | B5B | | | | | | | | | 1 | |
| | R | D9UZ 2245220 | | | | BCT | △ | | | | | | 1 | |
| | L | D9UZ 2245221 | | | | BCT | △ | | | | | | 1 | |
| E100/350 (89) -- upper -- lower | R/L | D7UZ 1145220 | | | | | | | | | | ▲A | 2 | |
| | R | D7UZ 1146306 | | | | | | | | | | ▲A | 1 | |
| | L | D7UZ 1146307 | | | | | | | | | | ▲A | 1 | |
| 46306-7 | | | | | | | | | | | | | Refer to group 45220-1 | |
| 51914 | | | | | | | | | | | | | COVER (SHARP METAL EDGE) | |
| Notes: | | | | | | | | | | | | | ⊕ 66 3/4" long-cut to fit | |
| E100/350 | ⊕ | C8UZ 8951914 | | | | | | | | | A1A | | A/R | |
| 51916 | | | | | | | | | | | | | HEADLINING (ROOF) | |
| Notes: | | | | | | | | | | | | | ▲ Use sand | |
| E100/350 (exc. Super Van/Wagon) | | D7UZ 2251916 | | | A | | | | | | | | 1 | |
| | | D9UZ 1251916 | | A5B | | A4L | ▲ | | | | | | 1 | |
| E100/350 (Super Van/Wagon) | | D8UZ 1651916 | | | C | | | | | | | | 1 | |
| | | D9UZ 1651916 | | A5B | | A4L | ▲ | | | | | | 1 | |
| BODY TYPE | R/L | PART NUMBER | DESCRIPTION | | | | | | | | | | QTY | |
| 51940 | | | | | | | | | | | | | PANEL (ROOF TRIM)-Section 1 | |
| E100/350 | | D7UZ 1151940-A | White | | | | | | | | | | 1 | |
| | | D9UZ 1151940-ADB | Blue w/blue buttons | | | | | | | | | | 1 | |
| | | D9UZ 1151940-ADT | Sand w/yellow buttons | | | | | | | | | | 1 | |
| | | D9UZ 1151940-ADZ | Sand w/tangerine buttons | | | | | | | | | | 1 | |
| 51942 | | | | | | | | | | | | | PANEL (ROOF TRIM)-Section 2 | |
| E100/350 | | D7UZ 1151942-A | White | | | | | | | | | | 1 | |
| | | D9UZ 1151942-ADB | Blue vinyl w/blue cloth insert | | | | | | | | | | 1 | |
| | | D9UZ 1151942-ADT | Sand vinyl w/sand cloth insert | | | | | | | | | | 1 | |
| | | D9UZ 1151942-ADZ | Sand vinyl w/saddle cloth insert | | | | | | | | | | 1 | |

**1973/79
TRUCK SERIES 100/500**

| BODY TYPE | R/L | PART NUMBER | DESCRIPTION | | | | | | | | | | QTY |
|---|--|--------------------------------|---|-------------|-------------|---------------|--------------|------------------|------------------|--------------|----------|---|------------|
| 51944 | PANEL (ROOF TRIM)-Section 3 | | | | | | | | | | | | |
| E100/350 | | D7UZ 1151944-A | White | | | | | | | | | | 1 |
| | | D9UZ 1151944-ADB | Blue vinyl w/blue cloth insert | | | | | | | | | | 1 |
| | | D9UZ 1151944-ADT | Sand vinyl w/sand cloth insert | | | | | | | | | | 1 |
| | | D9UZ 1151944-ADZ | Sand vinyl w/saddle cloth insert | | | | | | | | | | 1 |
| 51950 | PANEL (ROOF TRIM)-Section 4 | | | | | | | | | | | | |
| E100/350 -- 124" W/B | | D9UZ 1151950-A | White | | | | | | | | | | 1 |
| | | D9UZ 1151950-BDB | Blue vinyl w/blue cloth insert | | | | | | | | | | 1 |
| | | D9UZ 1151950-BDT | Sand vinyl w/sand cloth insert | | | | | | | | | | 1 |
| | | D9UZ 1151950-BDZ | Sand vinyl w/saddle cloth insert | | | | | | | | | | 1 |
| -- 138" W/B | | D7UZ 1151950-A | White | | | | | | | | | | 1 |
| | | D9UZ 1151950-ADB | Blue vinyl w/blue cloth insert | | | | | | | | | | 1 |
| | | D9UZ 1151950-ADT | Sand vinyl w/sand cloth insert | | | | | | | | | | 1 |
| | | D9UZ 1151950-ADZ | Sand vinyl w/saddle cloth insert | | | | | | | | | | 1 |
| 51954 | PANEL (ROOF TRIM)-Section 5 | | | | | | | | | | | | |
| E100/350 (exc. Super Van/Wagon) -- 138" W/B | | D7UZ 1151954-A | White | | | | | | | | | | 1 |
| | | D9UZ 1151954-ADB | Blue vinyl w/blue cloth insert | | | | | | | | | | 1 |
| | | D9UZ 1151954-ADT | Sand vinyl w/sand cloth insert | | | | | | | | | | 1 |
| | | D9UZ 1151954-ADZ | Sand vinyl w/saddle cloth insert | | | | | | | | | | 1 |
| E100/350 (Super Van/Wagon) | | D8UZ 1651954-A | White | | | | | | | | | | 1 |
| 51956 | PANEL (ROOF TRIM)-Section 6 | | | | | | | | | | | | |
| E100/350 (Super Van/Wagon) | | D8UZ 1651956-A | White | | | | | | | | | | 1 |
| BODY TYPE | R/L | PART NUMBER LESS SUFFIX | TRIM CODES, COLORS and APPLICABLE PART NUMBER SUFFIXES | | | | | | | | | | QTY |
| | | TRIM CODES | SECOND CHARACTER of TRIM CODE | | | | | ALL CODES | ALL CODES | OTHER | Y | | |
| | | COLORS | BLUE | JADE | SAND | SADDLE | BLACK | WHITE | | | | | |
| 60012 | SEAT ASSY.-Includes cover-less seat track | | | | | | | | | | | | |
| Notes: | % Cloth and vinyl Δ All vinyl | | | | | | | | | | | | |
| E100/350 -- Captain's chair-Bostrom | % | D9UZ 1160012 | | G | H | E | F | | | | | 2 | |
| -- Hoover | Δ | D9UZ 1160012 | | C | D | A | | | | J | | 2 | |
| BODY TYPE | R/L | PART NUMBER | DESCRIPTION | | | | | | | | | | QTY |
| 60012 | BACK and CUSHION KIT (DRIVER and PASSENGER SEAT)-Less cover | | | | | | | | | | | | |
| E100/350 -- bucket seat | R/L | D5UZ 1160012-G | | | | | | | | | | | 2 |
| 60026 | BACK and CUSHION KIT (REAR SEAT)-Less cover | | | | | | | | | | | | |
| E100/350 (82) -- 5 or 8 pass. | | D8UZ 1260026-B | Seat-No. 2-quick disconnect | | | | | | | | | | 1 |
| | | D8UZ 1260026-C | Seat-No. 3-quick disconnect | | | | | | | | | | 1 |
| E100/350 (82) -- 12 pass. | | D8UZ 1260026-C | Seat-No. 2 and No. 3-quick disconnect | | | | | | | | | | AR |
| | | D5UZ 1260026-B | Seat-No. 4 | | | | | | | | | | 1 |
| E100/350 (82) -- 15 pass. | | D8UZ 1260026-C | Seat-No. 2, No. 3 and No. 4-quick disconnect | | | | | | | | | | AR |
| | | D5UZ 1260026-B | Seat-No. 5 | | | | | | | | | | 1 |
| BODY TYPE | R/L | PART NUMBER LESS SUFFIX | TRIM CODES, COLORS and APPLICABLE PART NUMBER SUFFIXES | | | | | | | | | | QTY |
| | | TRIM CODES | SECOND CHARACTER of TRIM CODE | | | | | ALL CODES | ALL CODES | OTHER | Y | | |
| | | COLORS | BLUE | JADE | SAND | SADDLE | BLACK | WHITE | | | | | |
| 60032 | BACK ASSY. (REAR SEAT BENCH BED) | | | | | | | | | | | | |
| E100/350 -- 138" W/B | | D9UZ 1260032 | ABB | ABR | ABL | ABZ | | | | | | 1 | |
| 60080 | CUSHION ASSY. (REAR SEAT BENCH BED) | | | | | | | | | | | | |
| E100/350 -- 138" W/B | | D9UZ 1260080 | ABB | ABR | ABL | ABZ | | | | | | 1 | |
| 600A90 | BENCH BED (REAR SEAT) | | | | | | | | | | | | |
| E100/350 -- 138" W/B | | D9UZ 12600A90 | ABB | ABR | ABL | ABZ | | | | | | 1 | |

1973/79
TRUCK SERIES 100/500

| BODY TYPE | R/L | PART NUMBER | DESCRIPTION | | | | | | | | | | | | QTY | | | | |
|---------------------------------------|-----|---|--|-----|-----|-----|-----|-----|-----|-----|-----|-----|-----|-----|-----|--|--|--|----|
| 600A92 | | PAD and FRAME ASSY. (FRONT SEAT CUSHION)-Less cover | | | | | | | | | | | | | | | | | |
| E100/350 (Captain's chair) -- Bostrom | R/L | D9UZ 11600A92-A | | | | | | | | | | | | | 2 | | | | |
| -- Hoover | R/L | D9UZ 11600A92-B | | | | | | | | | | | | | 2 | | | | |
| BODY TYPE | R/L | PART NUMBER LESS SUFFIX | TRIM CODES AND APPLICABLE PART NUMBER SUFFIXES | | | | | | | | | | | | QTY | | | | |
| 62900 | | COVER (FRONT SEAT CUSHION) | | | | | | | | | | | | | | | | | |
| | | | TRIM CODES ▶ | AA | AB | AC | AD | AR | A1 | A2 | A3 | A4 | | | | | | | |
| E100/350 -- bucket seat | R/L | D9UZ 1262900 | AAA | AAB | AAR | AAT | AAT | AAA | AAB | AAR | AAT | | | | | | | | 2 |
| | | | TRIM CODES ▶ | EK | EL | EM | FK | FL | FM | FN | G1 | G2 | G3 | G4 | | | | | |
| E100/350 -- bucket seat | R/L | D7UZ 1262900 | | ADR | | | | | | | | | | | | | | | 2 |
| | R/L | D8UZ 1262900 | ADB | | | ACB | ACR | | | | | | | | | | | | 2 |
| | R/L | D9UZ 1262900 | | | AET | | | AFT | AFZ | | | | | | | | | | 2 |
| -- flip seat | R | D9UZ 1162900 | | | | | | | | | AGA | AGA | AGA | AGA | | | | | 1 |
| | | | TRIM CODES ▶ | BB | BC | BD | BK | BL | BM | B2 | B3 | B4 | CA | CJ | C1 | | | | |
| E100/350 (Captain's Chair) -- Hoover | R/L | D9UZ 1162900 | BFB | BJR | BBT | BFB | BJR | BBT | BFB | BJR | BBT | BLA | BLA | BLA | | | | | 2 |
| | | | TRIM CODES ▶ | DB | DC | DD | DE | DK | DL | DM | DN | D2 | D3 | D4 | D5 | | | | |
| E100/350 (Captain's Chair) -- Bostrom | R/L | D9UZ 1162900 | AHB | AHR | ADT | ADZ | AHB | AHR | ADT | ADZ | AHB | AHR | ADT | ADZ | | | | | 2 |
| BODY TYPE | R/L | PART NUMBER | DESCRIPTION | | | | | | | | | | | | QTY | | | | |
| 632A22 | | PAD (PASSENGER SEAT CUSHION) | | | | | | | | | | | | | | | | | |
| E100/350 -- flip seat | R | D3UZ 11632A22-A | | | | | | | | | | | | | 1 | | | | |
| BODY TYPE | R/L | PART NUMBER LESS SUFFIX | TRIM CODES AND APPLICABLE PART NUMBER SUFFIXES | | | | | | | | | | | | QTY | | | | |
| 638A10 | | COVER (REAR SEAT CUSHION and BACK No. 2 and 3) | | | | | | | | | | | | | | | | | |
| | | | TRIM CODES ▶ | AA | AB | AC | AD | AR | A1 | A2 | A3 | A4 | | | | | | | |
| E100/350 (82) | | D9UZ 12638A10 | AAA | AAB | AAR | AAT | AAT | AAA | AAB | AAR | AAT | | | | | | | | AR |
| | | | TRIM CODES ▶ | BB | BC | BD | BK | BL | BM | B2 | B3 | B4 | | | | | | | |
| E100/350 (82) | | D8UZ 12638A10 | ADB | ADR | | ADB | ADR | | ADB | ADR | | | | | | | | | AR |
| | | D9UZ 12638A10 | | | AET | | | AET | | | AET | | | | | | | | AR |
| | | | TRIM CODES ▶ | DB | DC | DD | DE | DK | DL | DM | DN | D2 | D3 | D4 | D5 | | | | |
| E100/350 (82) | | D8UZ 12638A10 | ACB | ACR | | ACB | ACR | | ACB | ACR | | ACB | ACR | | | | | | AR |
| | | D9UZ 12638A10 | | | AFT | AFZ | | AFT | AFZ | | | AFT | AFZ | | | | | | AR |
| | | | TRIM CODES ▶ | EK | EL | EM | FK | FL | FM | FN | | | | | | | | | |
| E100/350 (82) | | D8UZ 12638A10 | ADB | ADR | | ACB | ACR | | | | | | | | | | | | AR |
| | | D9UZ 12638A10 | | | AET | | | AFT | AFZ | | | | | | | | | | AR |
| 638A54 | | COVER (REAR SEAT CUSHION No. 4 and 5) | | | | | | | | | | | | | | | | | |
| | | | TRIM CODES ▶ | AA | AB | AC | AD | AR | A1 | A2 | A3 | A4 | | | | | | | |
| E100/350 (82) | | D9UZ 16638A54 | AAA | AAB | AAR | AAT | AAT | AAA | AAB | AAR | AAT | | | | | | | | 1 |
| | | | TRIM CODES ▶ | BB | BC | BD | BK | BL | BM | B2 | B3 | B4 | | | | | | | |
| E100/350 (82) | | D7UZ 16638A54 | | ADR | | | ADR | | | | ADR | | | | | | | | 1 |
| | | D8UZ 16638A54 | ADB | | | ADB | | | ADB | | | | | | | | | | 1 |
| | | D9UZ 16638A54 | | | AET | | | AET | | | AET | | | | | | | | 1 |
| | | | TRIM CODES ▶ | DB | DC | DD | DE | DK | DL | DM | DN | D2 | D3 | D4 | D5 | | | | |
| E100/350 (82) | | D8UZ 16638A54 | ACB | ACR | | ACB | ACR | | ACB | ACR | | ACB | ACR | | | | | | 1 |
| | | D9UZ 16638A54 | | | AFT | AFZ | | AFT | AFZ | | | AFT | AFZ | | | | | | 1 |

**1973/79
TRUCK SERIES 100/500**

| BODY TYPE | R/L | PART NUMBER LESS SUFFIX | TRIM CODES AND APPLICABLE PART NUMBER SUFFIXES | | | | | | | | | | | | | QTY | | |
|--|-----|----------------------------|---|------|------|--------|-----|-----|-----|-----|-----|-----|-----|-----|--|--------------|-----|--------------|
| 638A54 COVER (REAR SEAT CUSHION No. 4 and 5) — Cont'd | | | TRIM CODES ▶ | | | | | | | | | | | | | | | |
| | | | EK | EL | EM | FK | FL | FM | FN | | | | | | | | | |
| E100/350 (82) | | D7UZ 16638A54 | | ADR | | | | | | | | | | | | | | 1 |
| | | D8UZ 16638A54 | ADB | | | ACB | ACR | | | | | | | | | | | 1 |
| | | D9UZ 16638A54 | | | AET | | | AFT | AFZ | | | | | | | | | 1 |
| 64416 COVER (FRONT SEAT BACK) | | | TRIM CODES ▶ | | | | | | | | | | | | | | | |
| | | | AA | AB | AC | AD | AR | A1 | A2 | A3 | A4 | | | | | | | |
| E100/350 -- bucket seat | R/L | D9UZ 1264416 | AAA | AAB | AAR | AAT | AAT | AAA | AAB | AAR | AAT | | | | | | | 2 |
| | | | TRIM CODES ▶ | | | | | | | | | | | | | | | |
| E100/350 -- bucket seat | R/L | D9UZ 1264416 | | | AET | | | AFT | AFZ | | | | | | | | | 2 |
| | R/L | D8UZ 1264416 | ADB | ADR | | ACB | ACR | | | | | | | | | | | 2 |
| | | | TRIM CODES ▶ | | | | | | | | | | | | | | | |
| | | | G1 | G2 | G3 | G4 | | | | | | | | | | | | |
| E100/350 -- flip seat | R | D9UZ 1164416 | AGA | AGA | AGA | AGA | | | | | | | | | | | | 1 |
| | | | TRIM CODES ▶ | | | | | | | | | | | | | | | |
| | | | BB | BC | BD | BK | BL | BM | B2 | B3 | B4 | CA | CJ | C1 | | | | |
| E100/350 (Captain's Chair) -- Hoover | R/L | D9UZ 1164416 | BFB | BJR | BBT | BFB | BJR | BBT | BFB | BJR | BBT | BLA | BLA | BLA | | | | 2 |
| | | | TRIM CODES ▶ | | | | | | | | | | | | | | | |
| | | | DB | DC | DD | DE | DK | DL | DM | DN | D2 | D3 | D4 | D5 | | | | |
| E100/350 (Captain's Chair) -- Bostrom | R/L | D9UZ 1164416 | AHB | AHR | ADT | ADZ | AHB | AHR | ADT | ADZ | AHB | AHR | ADT | ADZ | | | | 2 |
| | | | TRIM CODES ▶ | | | | | | | | | | | | | | | |
| | | | DB | DC | DD | DE | DK | DL | DM | DN | D2 | D3 | D4 | D5 | | | | |
| BODY TYPE | | | TRIM CODES, COLORS and APPLICABLE PART NUMBER SUFFIXES | | | | | | | | | | | | | Q | | |
| | | | TRIM CODES ▶ | | | | | | | | | | | | | T | | |
| | | | SECOND CHARACTER of TRIM CODE | | | | | | | | | | | | | ALL | | |
| | | | -B-K-2 -C-L-3 -D-M-R-4 -E-N-5 | | | | | | | | | | | | | CODES | | |
| | | | COLORS ▶ | | | | | | | | | | | | | ALL | | |
| | | | BLUE | JADE | SAND | SADDLE | | | | | | | | | | | | OTHER |
| | | | | | | | | | | | | | | | | | | Y |
| 644A18-9 COVER (FRONT SEAT ARM REST) | | | | | | | | | | | | | | | | | | |
| E100/350 (Captain's Chair)-Hoover-vinyl | R | D9UZ 11644A18 | | BFB | BJR | BBT | | | | | | | | | | | BLA | 1 |
| | L | D9UZ 11644A19 | | BFB | BJR | BBT | | | | | | | | | | | BLA | 1 |
| E100/350 (Captain's Chair)-Bostrom- cloth and vinyl | R | D9UZ 11644A18 | | AHB | AHR | ADT | ADZ | | | | | | | | | | | 1 |
| | L | D9UZ 11644A19 | | AHB | AHR | ADT | ADZ | | | | | | | | | | | 1 |
| 644A22-3 ARM REST (FRONT SEAT) | | | | | | | | | | | | | | | | | | |
| E100/350 (Captain's Chair)-Bostrom- cloth and vinyl | R | D9UZ 11644A22 | | A1B | A1R | A7L | B1Z | | | | | | | | | | | 1 |
| | L | D9UZ 11644A23 | | A1B | A1R | A7L | B1Z | | | | | | | | | | | 1 |
| E100/350 (Captain's Chair)-Hoover-vinyl | R | D8UZ 11644A22 | | C | | | | | | | | | | | | | | 1 |
| | L | D8UZ 11644A23 | | C | | | | | | | | | | | | | | 1 |
| | R | D7UZ 11644A22 | | | E | | | | | | | | | | | D | | 1 |
| | L | D7UZ 11644A23 | | | E | | | | | | | | | | | D | | 1 |
| | R | D9UZ 11644A22 | | | | | B7L | | | | | | | | | | | 1 |
| | L | D9UZ 11644A23 | | | | | B7L | | | | | | | | | | | 1 |
| BODY TYPE | | | DESCRIPTION | | | | | | | | | | | | | QTY | | |
| 64810 PAD (FRONT SEAT BACK) | | | | | | | | | | | | | | | | | | |
| E100/350 -- flip seat | R | D3UZ 1164810-A | | | | | | | | | | | | | | | | 1 |

**1973/79
TRUCK SERIES 100/500**

**1979 TRIM SCHEME CODES
AS LISTED ON WARRANTY PLATE**

| CODE | SERIES and BODY TYPE | TRIM SCHEME DESCRIPTION |
|---------------------|--------------------------------------|--|
| (F) F SERIES | | |
| AA | F100/350 (81A) | Black and silver all vinyl |
| AB | F100/350 (81A) | Blue all vinyl |
| AD | F100/350 (81A) | Red all vinyl |
| AR | F100/350 (81A) | Jade all vinyl |
| AT | F100/350 (81A) | Sand all vinyl |
| BA | F100/350 (81E, Ranger XLT, Lariat) | Black and silver all vinyl |
| BB | F100/350 (81E, Ranger XLT, Lariat) | Blue all vinyl |
| BD | F100/350 (81E, Ranger XLT, Lariat) | Red all vinyl |
| BR | F100/350 (81E, Ranger XLT, Lariat) | Jade all vinyl |
| BT | F100/350 (81E, Ranger XLT, Lariat) | Sand all vinyl |
| CA | F100/350 (Ranger XLT) | Black vinyl and black cloth |
| CB | F100/350 (Ranger XLT) | Blue vinyl and blue cloth |
| CD | F100/350 (Ranger XLT) | Red vinyl and red cloth |
| CR | F100/350 (Ranger XLT) | Jade vinyl and jade cloth |
| CT | F100/350 (Ranger XLT) | Sand vinyl and sand cloth |
| DA | F100/350 (Ranger XLT, Lariat) | Black all vinyl |
| DB | F100/350 (Ranger XLT, Lariat) | Blue all vinyl |
| DD | F100/350 (Ranger XLT, Lariat) | Red all vinyl |
| DR | F100/350 (Ranger XLT, Lariat) | Jade all vinyl |
| DT | F100/350 (Ranger XLT, Lariat) | Sand all vinyl |
| GA | F100/350 (81E) Regular Cab | Black all vinyl |
| GB | F100/350 (81E) Regular Cab | Black all vinyl with blue appointments |
| GD | F100/350 (81E) Regular Cab | Black all vinyl with red appointments |
| GR | F100/350 (81E) Regular Cab | Black all vinyl with jade appointments |
| GT | F100/350 (81E) Regular Cab | Black all vinyl with sand appointments |
| KA | F100/350 (Ranger Lariat) | Black vinyl and black cloth |
| KB | F100/350 (Ranger Lariat) | Blue vinyl and blue cloth |
| KD | F100/350 (Ranger Lariat) | Red vinyl and red cloth |
| KR | F100/350 (Ranger Lariat) | Jade vinyl and jade cloth |
| KT | F100/350 (Ranger Lariat) | Sand vinyl and sand cloth |
| PA | F100/350 (81A,E) Regular Cab | Black and silver vinyl |
| QA | F100/350 (81E) Regular and Super Cab | Black vinyl and black cloth |
| QB | F100/350 (81E) Regular and Super Cab | Blue vinyl and blue cloth |
| QD | F100/350 (81E) Regular and Super Cab | Red vinyl and red cloth |
| QR | F100/350 (81E) Regular and Super Cab | Jade vinyl and jade cloth |
| QT | F100/350 (81E) Regular and Super Cab | Sand vinyl and sand cloth |
| RB | F100/350 (Explorer) | Blue vinyl and blue cloth |
| RF | F100/350 (Explorer) | Cordovan vinyl and cordovan cloth |
| RR | F100/350 (Explorer) | Jade vinyl and jade cloth |
| SB | F100/350 (Explorer) | Blue all vinyl |
| SF | F100/350 (Explorer) | Cordovan all vinyl |
| SR | F100/350 (Explorer) | Jade all vinyl |
| TB | F100/350 (exc. Explorer) Regular Cab | Blue vinyl and blue cloth |
| TR | F100/350 (exc. Explorer) Regular Cab | Jade vinyl and jade cloth |
| TT | F100/350 (exc. Explorer) Regular Cab | Sand vinyl and sand cloth |

1973/79
TRUCK SERIES 100/500

| BODY TYPE | R/L | PART NUMBER LESS SUFFIX | | TRIM CODES, COLORS and APPLICABLE PART NUMBER SUFFIXES | | | | | | | | | | | Q T Y | |
|---|------|----------------------------|---------|--|-----|-------------------------------|-----------|---------------------|------------|------------|--------------|--|--------------|--------------|-------------|-------|
| | | | | TRIM CODES | | SECOND CHARACTER of TRIM CODE | | | | | | | ALL CODES | ALL CODES | | OTHER |
| | | | | BLUES | RED | -B BLUE | -D RED | -F CORD- OVAN | -R JADE | -T SAND | -Z SADDLE | | | | | BLACK |
| 02344-5 PANEL (COWL TRIM) | | | | | | | | | | | | | | | | |
| F100/350 -- w/o integral A/C | R | D7TZ | 1002344 | | | A5D | | A9R | | | | | A5A | | | 1 |
| | L | D7TZ | 1002345 | | | A5D | | A9R | | | | | A5A | | | 1 |
| -- w/integral A/C | R | D8TZ | 1002344 | | A9B | | | | | | | | | | | 1 |
| | L | D8TZ | 1002345 | | A9B | | | | | | | | | | | 1 |
| | R | D9TZ | 1002344 | | | A1F | | A6L | | | | | | | | 1 |
| | L | D9TZ | 1002345 | | | A1F | | A6L | | | | | | | | 1 |
| | R | D7TZ | 1002344 | | | A5D | | A9R | | | | | A5A | | | 1 |
| | L | D7TZ | 1002345 | | | B5D | | B9R | | | | | B5A | | | 1 |
| | R | D8TZ | 1002344 | | A9B | | | | | | | | | | | 1 |
| | L | D8TZ | 1002345 | | B9B | | | | | | | | | | | 1 |
| | R | D9TZ | 1002344 | | | A1F | | A6L | | | | | | | | 1 |
| | L | D9TZ | 1002345 | | | B1F | | B6L | | | | | | | | 1 |
| 04104-5 VISOR | | | | | | | | | | | | | | | | |
| F100/350 -- incl. colored pin | R/L | D3TZ | 1004104 | | | | | | | | | | H | A | | 2 |
| | R/L | D6TZ | 1004104 | | | | | D | | | | | | | | 2 |
| -- incl. bright pin | R/L | D8TZ | 1004104 | | G | U | | | | | | | | | | 2 |
| | R/L | D9TZ | 1004104 | | | | COF | | C7L | | | | | | | 2 |
| -- w/illuminated mirror | R/L | D8TZ | 1004104 | | D | | | A | | | | | C | | | 2 |
| | R/L | D9TZ | 1004104 | | | A0D | A0F | | A7L | | | | | | | 2 |
| -- w/illuminated mirror | R | D8TZ | 1004104 | | N | S | | K | | | | | M | R | | 1 |
| | L | D8TZ | 1004105 | | E | S | | B | | | | | D | G | | 1 |
| | R | D9TZ | 1004104 | | | | B0F | | B7L | | | | | | | 1 |
| L | D9TZ | 1004105 | | | | B0F | | B7L | | | | | | | 1 | |
| 04282 PAD (INSTRUMENT PANEL) | | | | | | | | | | | | | | | | |
| F100/350 | | D3TZ | 1004282 | | | | | | | | | | C | | | 1 |
| | | D6TZ | 1004282 | | | A | | C | | | | | | | | 1 |
| | | D8TZ | 1004282 | | A | | | | | | | | | | | 1 |
| | | D9TZ | 1004282 | | | | A1F | | A2L | | | | | | | 1 |
| 13000 CARPET (FRONT FLOOR) | | | | | | | | | | | | | | | | |
| F100/350 (exc. Super Cab) -- 2/W/D with A/T or 3/M/T | | D8TZ | 1013000 | | B | E | | A | | | | | C | | | 1 |
| | | D9TZ | 1013000 | | | | B1F | | B6L | | | | | | | 1 |
| -- 2/W/D with 4/M/T or 4/W/D | | D8TZ | 1013000 | | G | K | | F | | | | | H | | | 1 |
| | | D9TZ | 1013000 | | | | A1F | | A6L | | | | | | | 1 |
| F100/350 (Super Cab) -- 2/W/D with A/T or 3/M/T | | D8TZ | 1313000 | | G | K | | F | | | | | H | | | 1 |
| | | D9TZ | 1313000 | | | | D1F | | D6L | | | | | | | 1 |
| -- 2/W/D with 4/M/T or 4/W/D | | D8TZ | 1313000 | | B | E | | A | | | | | C | | | 1 |
| | | D9TZ | 1313000 | | | | E1F | | E6L | | | | | | | 1 |
| F250/350 (Crew Cab) | | D8TZ | 2513000 | | B | E | | C | | | | | D | | | 1 |
| | | D9TZ | 2513000 | | | | A1F | | A6L | | | | | | | 1 |
| 13010 MAT (FRONT FLOOR) | | | | | | | | | | | | | | | | |
| Notes: ▲ Charcoal black | | | | | | | | | | | | | | | | |
| F100 (Custom exc. Super Cab) -- 2/W/D with A/T or 3/M/T | | D8TZ | 1013010 | | | | | | | | | | R | | | 1 |
| | | D6TZ | 1013010 | | | | | | | | | | | | ▲T | 1 |
| -- 2/W/D with 4/M/T or 4/W/D | | D8TZ | 1013010 | | | | | | | | | | N | | ▲K | 1 |

**1973/79
TRUCK SERIES 100/500**

| BODY TYPE | R/L | PART NUMBER LESS SUFFIX | TRIM CODES, COLORS and APPLICABLE PART NUMBER SUFFIXES | | | | | | | | | | | | | Q T Y | | |
|--|-----|----------------------------------|--|-----|-------------------------------|-----|-----|-----|-----|----|--------------|--------------|-------|-----|--|-------------|----|---|
| | | | TRIM CODES | | SECOND CHARACTER of TRIM CODE | | | | | | ALL CODES | ALL CODES | OTHER | | | | | |
| | | | BLUE | RED | -B | -D | -F | -R | -T | -Z | BLACK | WHITE | | | | | | |
| 13010 MAT (FRONT FLOOR) — Cont'd | | Notes: ▲ Charcoal black | | | | | | | | | | | | | | | | |
| F150/350 (Custom exc. Super Cab) — 2/W/D with A/T or 3/M/T | | D8TZ 1013010 | | | | | | | | | | | | P | | | | 1 |
| | | D6TZ 1013010 | | | | | | | | | | | | | | | ▲T | 1 |
| — 2/W/D with 4/M/T or 4/W/D | | D8TZ 1013010 | | | | | | | | | | | | M | | | ▲K | 1 |
| F100/350 (Ranger exc. Super Cab) — 2/W/D with A/T or 3/M/T | | D6TZ 1013010 | | | J | | NB | | | | | | | | | | ▲T | 1 |
| | | D8TZ 1013010 | | D | | | | | | | | | | P | | | | 1 |
| | | D9TZ 1013010 | | | | | | A1L | | | | | | | | | | 1 |
| — 2/W/D with 4/M/T or 4/W/D | | D8TZ 1013010 | | G | F | | E | | | | | | | M | | | ▲K | 1 |
| | | D9TZ 1013010 | | | | | | B1L | | | | | | | | | | 1 |
| F100/350 (Super Cab) — A/T or 3/M/T | | D6TZ 1313010 | | | J | | LB | | | | | | | | | | ▲F | 1 |
| | | D8TZ 1313010 | | D | | | | | | | | | | K | | | | 1 |
| | | D9TZ 1313010 | | | | | | B1L | | | | | | | | | | 1 |
| — 4/M/T or 4/W/D | | D8TZ 1313010 | | A | F | | E | | | | | | | J | | | ▲G | 1 |
| | | D9TZ 1313010 | | | | | | A1L | | | | | | | | | | 1 |
| 13016 MAT (FRONT FLOOR REAR) | | Notes: ▲ Charcoal black | | | | | | | | | | | | | | | | |
| F100/350 (Super Cab) | | D6TZ 1313016 | | | G | | F | | | | | | | E | | | ▲A | 1 |
| | | D8TZ 1313016 | | A | | | | | | | | | | | | | | 1 |
| | | D9TZ 1313016 | | | | | | A1L | | | | | | | | | | 1 |
| 13046 CARPET (REAR FLOOR) | | | | | | | | | | | | | | | | | | |
| F250/350 (Crew Cab) | | D8TZ 2513046 | | A | E | | C | | | | | | | D | | | | 1 |
| | | D9TZ 2513046 | | | | | A1F | | A | | | | | | | | | 1 |
| 13074-5 MAT (REAR FLOOR SIDE STEP) | | | | | | | | | | | | | | | | | | |
| F250/350 (Crew Cab) | R | D4TZ 2513074 | | | | | | | | | | | | A | | | | 1 |
| | L | D4TZ 2513075 | | | | | | | | | | | | A | | | | 1 |
| 13086 MAT (FRONT FLOOR) | | Notes: ▲ Brown, ⊕ Chamois | | | | | | | | | | | | | | | | |
| F100/350 — Diamond logo | | C6AZ 6213086 | | C | D | | | | | | | | | A | | | | 1 |
| | | D6AZ 6213086 | | | | | | | | | | | | | | | ▲G | 1 |
| — Ford logo | | D9TZ 8113086 | | B | C | | | | | | | | | A | | | ▲D | 1 |
| TWIN (Incl. carpet insert) | | | | | | | | | | | | | | | | | | |
| F100/350 — Ford logo | | D8TZ 9813086 | | A | B | | C | | | | | | | | | | ⊕D | 1 |
| | | D8RZ 6413086 | | | | | | | | | | | | B | | | | 1 |
| 20104-5 COMPARTMENT (DOOR TRIM PANEL MAP) | | | | | | | | | | | | | | | | | | |
| F100/350 | R | D8TZ 1020104 | | D | G | | A | | | | | | | C | | | | 1 |
| | R | D9TZ 1020104 | | | | | A0F | | A7L | | | | | | | | | 1 |
| | L | D8TZ 1020105 | | D | G | | A | | | | | | | C | | | | 1 |
| | L | D9TZ 1020105 | | | | | A0F | | A7L | | | | | | | | | 1 |
| 23942-3 PANEL (FRONT DOOR TRIM) | | | | | | | | | | | | | | | | | | |
| F100/350 — Custom | R | D8TZ 1023942 | | F6B | | | F8R | | | | | | | F9A | | | | 1 |
| | L | D8TZ 1023943 | | F6B | | | F8R | | | | | | | F9A | | | | 1 |
| | R | D9TZ 1023942 | | | F9D | H8F | | F9L | | | | | | | | | | 1 |
| | L | D9TZ 1023943 | | | F9D | H8F | | F9L | | | | | | | | | | 1 |

1973/79 TRUCK SERIES 100/500

1979 SOFT TRIM SECTION F 5

| BODY TYPE | R/L | PART NUMBER LESS SUFFIX | TRIM CODES, COLORS and APPLICABLE PART NUMBER SUFFIXES | | | | | | | | | | | | | | QTY | | |
|---|--------------|----------------------------|--|-------------------------------|-----------|-----------------|------------|------------|--------------|--|-----------------|-----------------|-------|-----------------|-----------------|-------|-----|---|---|
| | | | TRIM CODES ▶ | SECOND CHARACTER of TRIM CODE | | | | | | | ALL CODES BLACK | ALL CODES WHITE | OTHER | Y | | | | | |
| | | | COLORS ▶ | -B BLUE | -D RED | -F CORD-OVAN | -R JADE | -T SAND | -Z SADDLE | | | | | ALL CODES BLACK | ALL CODES WHITE | OTHER | Y | | |
| 40374 PANEL (BACK LOWER TRIM) | | | | | | | | | | | | | | | | | | | |
| F100/350 (Super Cab) | | D6TZ 1340374 | | | | | | | | | | | | | | C | | | 1 |
| | | D7TZ 1340374 | | | | | A | | | | | | | | | | | | 1 |
| | | D8TZ 1340374 | B | C | | | | | | | | | | | | | | | 1 |
| | | D9TZ 1340374 | | | A8F | | A9L | | | | | | | | | | | | 1 |
| 404B52-3 PAD (BACK LOWER TRIM) | | | | | | | | | | | | | | | | | | | |
| F100/350 (Super Cab) | R | D4TZ 10404B52 | | | | | | | | | | | | | C | | | 1 | |
| | L | D4TZ 10404B53 | | | | | | | | | | | | | H | | | 1 | |
| | R | D6TZ 13404B52 | | | | | B | | | | | | | | | | | 1 | |
| | L | D6TZ 13404B53 | | | | | B | | | | | | | | | | | 1 | |
| | R | D8TZ 13404B52 | A | C | | | | | | | | | | | | | | 1 | |
| | L | D8TZ 13404B53 | A | C | | | | | | | | | | | | | | 1 | |
| | R | D9TZ 13404B52 | | | A8F | | A3L | | | | | | | | | | | 1 | |
| | L | D9TZ 13404B53 | | | A8F | | A3L | | | | | | | | | | | 1 | |
| 501A42 TONNEAU COVER KIT (PICKUP BOX)-Incl. Storage Container | | | | | | | | | | | | | | | | | | | |
| F100/350 -- w/8' box | | D1TZ 99501A42 | | | | | | | | | | | | | A | B | | 1 | |
| 51916 HEADLINING (ROOF) | | | | | | | | | | | | | | | | | | | |
| Notes: % Cut to fit, Δ Vinyl covered panel w/o ornaments ▲ Padded vinyl panel w/ornaments | | | | | | | | | | | | | | | | | | | |
| F100/350 (Regular Cab) | Δ | D8TZ 1051916 | | B | J | | A | | | | | | | | E | | | 1 | |
| | Δ | D3TZ 1051990 | | | | | | | | | | | | | | B | | 1 | |
| | Δ | D9TZ 1051916 | | | | A9F | | A6L | | | | | | | | | | 1 | |
| | ▲ | D8TZ 1051990 | | D | | | A | | | | | | | | C | | | 1 | |
| F250/350 (Crew Cab) - front | ▲ | D9TZ 1051990 | | | A0D | | | A7L | | | | | | | | | 1 | | |
| | % | D8TZ 1051916 | | B | J | | A | | | | | | | E | | | 1 | | |
| | % | D3TZ 1051990 | | | | | | | | | | | | | B | | 1 | | |
| | % | D9TZ 1051916 | | | | | | A6L | | | | | | | | | 1 | | |
| -- rear | | D8TZ 2551918 | | B | | | E | | | | | | | D | | | 1 | | |
| | | D4TZ 2551942 | | | | | | | | | | | | | A | | 1 | | |
| | | D9TZ 2551918 | | | A4D | | | A6L | | | | | | | | | 1 | | |
| F100/350 (Super Cab) | Δ | D8TZ 1351916 | | D | G | | A | | | | | | | C | | | 1 | | |
| | Δ | D9TZ 1351916 | | | | A9F | | A6L | | | | | | | | | 1 | | |
| | Δ | D4TZ 1051944 | | | | | | | | | | | | | A | | 1 | | |
| | ▲ | D8TZ 1351944 | | D | | | A | | | | | | | C | | | 1 | | |
| ▲ | D9TZ 1351944 | | | A0D | | | A7L | | | | | | | | | 1 | | | |
| 51918 Refer to group 51916 | | | | | | | | | | | | | | | | | | | |
| 51990 Refer to group 51916 | | | | | | | | | | | | | | | | | | | |
| 60026 SEAT ASSY. (REAR)-Includes cover | | | | | | | | | | | | | | | | | | | |
| F100/350 (Super Cab) -- w/flip seat | R/L | D8TZ 1360026 | | AAB | ARD | | AAR | | | | | | | AAA | | | 2 | | |
| | R/L | D9TZ 1360026 | | | | ASF | | AAT | | | | | | | | | 2 | | |
| 60032 BACK KIT (REAR SEAT) | | | | | | | | | | | | | | | | | | | |
| F100/350 (Super Cab) | | D4TZ 1060032-A | | | | | | | | | | | | | | | 1 | | |
| | | D4TZ 10613A38-A | | | | | | | | | | | | | | | 1 | | |
| 60050 CUSHION KIT (FRONT SEAT)-Less cover | | | | | | | | | | | | | | | | | | | |
| F100/350 (Regular Cab) | | D6TZ 1060050-A | | | | | | | | | | | | | | | 1 | | |
| F250/350 (Crew Cab) | | D3TZ 2560050-A | | | | | | | | | | | | | | | 1 | | |
| | | D6TZ 1060050-A | | | | | | | | | | | | | | | 1 | | |
| F100/350 (Super Cab) | | D6TZ 1360050-A | | | | | | | | | | | | | | | 1 | | |
| F100/350 | | 381969-S2 | | | | | | | | | | | | | | | 2 | | |
| | | 381801-S9 | | | | | | | | | | | | | | | 1 | | |

**1973/79
TRUCK SERIES 100/500**

1979 SOFT TRIM SECTION F 7

| BODY TYPE | R/L | PART NUMBER LESS SUFFIX | TRIM CODES AND APPLICABLE PART NUMBER SUFFIXES | | | | | | | | | | | | QTY | | |
|--|-----|----------------------------|--|-----|-----|-----|-----|-----|-----|-----|-----|-----|-----|--|-----|--|---|
| 62900 COVER (FRONT SEAT CUSHION) — Cont'd | | | TRIM CODES ▶ | | | | | | | | | | | | | | |
| | | | AA | AB | AD | AR | AT | BA | BB | BD | BR | BT | | | | | |
| F100/350 (Super Cab) | | D8TZ 1362900 | AAA | AAB | | AAR | | ABA | ABB | ASD | ABR | | | | | | 1 |
| | | D9TZ 1362900 | | | AAD | | AAT | | | | | ABT | | | | | 1 |
| | | | TRIM CODES ▶ | | | | | | | | | | | | | | |
| | | | CA | CB | CD | CR | CT | DA | DB | DD | DR | DT | | | | | |
| F100/350 (Super Cab) | | D9TZ 1362900 | ACA | ACB | ACD | ACR | ACT | | | EED | | EET | | | | | 1 |
| | | D8TZ 1362900 | | | | | | EEA | EEB | | EER | | | | | | 1 |
| | | | TRIM CODES ▶ | | | | | | | | | | | | | | |
| | | | KA | KB | KD | KR | KT | | | | | | | | | | |
| F100/350 (Super Cab) | | D8TZ 1362900 | AKA | AKB | | AKR | | | | | | | | | | | 1 |
| | | D9TZ 1362900 | | | AKD | | AKT | | | | | | | | | | 1 |
| | | | TRIM CODES ▶ | | | | | | | | | | | | | | |
| | | | QA | QB | QD | QR | QT | RB | RF | RR | SB | SF | SR | | | | |
| F100/350 (Super Cab) | | D8TZ 1362900 | AQA | AQB | | AQR | | | | | ABB | | ABR | | | | 1 |
| | | D9TZ 1362900 | | | AQD | | AQT | ARB | ARF | ARR | | ABF | | | | | 1 |
| 63160 Refer to group 60080 | | | | | | | | | | | | | | | | | |

| BODY TYPE | R/L | PART NUMBER LESS SUFFIX | TRIM CODES, COLORS and APPLICABLE PART NUMBER SUFFIXES | | | | | | | | | | | | QTY | | | |
|----------------------------|-----|----------------------------|--|-----|-----|-----|-----|-----|--------------------------------------|-----|--------------|------|------------------|------------------|--------------|----------|----|--|
| | | | TRIM CODES ▶ | | | | | | SECOND CHARACTER of TRIM CODE | | | | ALL CODES | ALL CODES | OTHER | Y | | |
| | | | | | | | | | -B | -D | -F | -R | -T | -Z | BLACK | WHITE | | |
| | | | COLORS ▶ | | | | | | BLUE | RED | COR- OVAN | JADE | SAND | SADDLE | | | | |
| 63500 BUTTON (SEAT) | | | | | | | | | | | | | | | | | | |
| Notes: | | | ● Round head ■ 2" x 1/2" rectangular head † 2 1/2" x 5/8" rectangular head | | | | | | | | | | | | | | | |
| F100/350 -- Cloth | | ● D8AZ 6063500 | | B2B | | | A3R | | | | | | | A9A | | | AR | |
| | | ● D9AZ 6063500 | | | A4D | | | A2L | | | | | | | | | AR | |
| F100/350 -- Vinyl | | ■ D5AZ 6063500 | | | | | | | | | | | | A | | | AR | |
| | | ■ D7AZ 6063500 | | | | | | B6R | | | | | | | | | AR | |
| | | ■ D8AZ 6063500 | | A2B | | | | | | | | | | | | | AR | |
| | | ■ D9AZ 6063500 | | | A0D | | | A7L | | | | | | | | | AR | |
| | | ● D9LZ 6563500 | | B2B | | B0F | | | | | | | | | | | AR | |
| | | ● D7LY 6563500 | | | | | D6R | | | | | | | | | | AR | |
| | | † D8TZ 1063500 | | D | | | A | | | | | | | C | | | AR | |
| | | † D9TZ 1063500 | | | A0D | | | A7L | | | | | | | | | AR | |
| 63500 BUTTON (ROOF) | | | | | | | | | | | | | | | | | | |
| F100/350 | | D8TZ 1063500 | | D | | | A | | | | | | | C | | | AR | |
| | | D9TZ 1063500 | | | A0D | | | A7L | | | | | | | | | AR | |

| BODY TYPE | R/L | PART NUMBER LESS SUFFIX | TRIM CODES AND APPLICABLE PART NUMBER SUFFIXES | | | | | | | | | | | | QTY | | |
|--|-----|----------------------------|--|-----|-----|-----|-----|-----|-----|-----|-----|-----|--|--|-----|--|---|
| 63804 COVER (REAR SEAT CUSHION) | | | TRIM CODES ▶ | | | | | | | | | | | | | | |
| | | | AA | AB | AD | AR | AT | | | | | | | | | | |
| F250/350 (Crew Cab) | | D8TZ 1062900 | AAA | AAB | | AAR | | | | | | | | | | | 1 |
| | | D9TZ 1062900 | | | AAD | | AAT | | | | | | | | | | 1 |
| | | | TRIM CODES ▶ | | | | | | | | | | | | | | |
| | | | CA | CB | CD | CR | CT | DA | DB | DD | DR | DT | | | | | |
| F250/350 (Crew Cab) | | D8TZ 1062900 | | | | | | CDA | CDB | | CDR | | | | | | 1 |
| | | D9TZ 1062900 | ACA | ACB | ACD | ACR | ACT | | | CDD | | CDT | | | | | 1 |

1973/79
TRUCK SERIES 100/500

| BODY TYPE | R/L | PART NUMBER LESS SUFFIX | TRIM CODES AND APPLICABLE PART NUMBER SUFFIXES | | | | | | | | | | | | QTY | | | |
|---|-----|----------------------------|---|-----|-----|-----|-----|-----|-----|-----|-----|-----|-----|---|------------|--|--|---|
| 63804 COVER (REAR SEAT CUSHION) — Cont'd | | | TRIM CODES ▶ AA AB AD AR AT BA BB BD BR BT | | | | | | | | | | | | | | | |
| F100/350 (Super Cab) — w/forward facing seat | | D8TZ 1363804 | BBA | BBB | CBD | BBR | | | BBA | BBB | CBD | BBR | | | | | | 1 |
| | | D9TZ 1363804 | | | | | BBT | | | | | | BBT | | | | | 1 |
| | | | TRIM CODES ▶ CA CB CD CR CT DA DB DD DR DT | | | | | | | | | | | | | | | |
| F100/350 (Super Cab) — w/forward facing seat | | D8TZ 1363804 | BBA | BBB | CBD | BBR | | | BBA | BBB | CBD | BBR | | | | | | 1 |
| | | D9TZ 1363804 | | | | | BBT | | | | | | BBT | | | | | 1 |
| | | | TRIM CODES ▶ KA KB KD KR KT | | | | | | | | | | | | | | | |
| F100/350 (Super Cab) — w/forward facing seat | | D8TZ 1363804 | BBA | BBB | CBD | BBR | | | | | | | | | | | | 1 |
| | | D9TZ 1363804 | | | | | BBT | | | | | | | | | | | 1 |
| | | | TRIM CODES ▶ QA QB QD QR QT SB SF SR | | | | | | | | | | | | | | | |
| F100/350 (Super Cab) — w/forward facing seat | | D8TZ 1363804 | BBA | BBB | CBD | BBR | | | BBB | | | BBR | | | | | | 1 |
| | | D9TZ 1363804 | | | | | BBT | | | BBF | | | | | | | | 1 |
| BODY TYPE | | | TRIM CODES, COLORS and APPLICABLE PART NUMBER SUFFIXES | | | | | | | | | | | | QTY | | | |
| | | | TRIM CODES ▶ | | | | | | | | | | | | | | | |
| | | | SECOND CHARACTER of TRIM CODE | | | | | | | | | | | | | | | |
| | | | COLORS ▶ | | | | | | | | | | | | | | | |
| | | | -B -D -F -R -T -Z | | | | | | | | | | | | ALL CODES | | | |
| | | | BLUE RED CORD- JADE SAND SADDLE | | | | | | | | | | | | ALL CODES | | | |
| | | | | | | | | | | | | | | | OTHER Y | | | |
| | | | OVAN | | | | | | | | | | | | | | | |
| 638A28 CUSHION ASSY. (REAR SEAT)—Incl. cover | | | | | | | | | | | | | | | | | | |
| F100/350 (Super Cab) — w/flip seat | R/L | D8TZ 13638A28 | | B | ASD | | D | | | | | | | A | | | | 2 |
| | R/L | D9TZ 13638A28 | | | | ASF | | AAT | | | | | | | | | | 2 |
| BODY TYPE | | | TRIM CODES AND APPLICABLE PART NUMBER SUFFIXES | | | | | | | | | | | | QTY | | | |
| 64416-7 COVER (FRONT SEAT BACK) | | | | | | | | | | | | | | | | | | |
| | | | TRIM CODES ▶ AA AB AD AR AT BA BB BD BR BT | | | | | | | | | | | | | | | |
| F100/350 (Regular and Crew Cab) | | D8TZ 1064416 | AAA | AAB | | AAR | | ABA | ABB | ASD | ABR | | | | | | | 1 |
| | | D9TZ 1064416 | | | AAD | | AAT | | | | | ABT | | | | | | 1 |
| | | | TRIM CODES ▶ CA CB CD CR CT DA DB DD DR DT | | | | | | | | | | | | | | | |
| F100/350 (Regular and Crew Cab) | | D9TZ 1064416 | ACA | ACB | ACD | ACR | ACT | | | | ADD | | ADT | | | | | 1 |
| | | D8TZ 1064416 | | | | | | ADA | ADB | | ADR | | | | | | | 1 |
| | | | TRIM CODES ▶ GA GB GD GR GT KA KB KD KR KT | | | | | | | | | | | | | | | |
| F100/350 (Regular Cab) | | D4TZ 1064416 | AGA | AGA | AGA | AGA | AGA | | | | | | | | | | | 1 |
| | | D8TZ 1064416 | | | | | | FKA | FKB | | FKR | | | | | | | 1 |
| | | D9TZ 1064416 | | | | | | | | FKD | | FKT | | | | | | 1 |

**1973/79
TRUCK SERIES 100/500**

1979 SOFT TRIM SECTION F 9

| BODY TYPE | R/L | PART NUMBER LESS SUFFIX | TRIM CODES AND APPLICABLE PART NUMBER SUFFIXES | | | | | | | | | | | | | QTY | |
|---|-----|----------------------------|---|-----|-----|-----|-----|-----|-----|-----|-----|-----|-----|-----|-----|------------|---|
| 64416-7 COVER (FRONT SEAT BACK) — Cont'd | | | | | | | | | | | | | | | | | |
| | | | TRIM CODES ▶ PA QA QB QD QR QT RB RF RR SB SF SR | | | | | | | | | | | | | | |
| F100/350 (Regular Cab) | | D8TZ 1064416 | APA | AQA | AQB | | AQR | | | | | | ABB | | ABR | | 1 |
| | | D9TZ 1064416 | | | | AQD | | AQT | ARB | ARF | ARR | | ABF | | | | 1 |
| | | | TRIM CODES ▶ TB TR TT | | | | | | | | | | | | | | |
| F100/350 (Regular Cab) | | D8TZ 1064416 | AUB | AUR | | | | | | | | | | | | | 1 |
| | | D9TZ 1064416 | | | AUT | | | | | | | | | | | | 1 |
| | | | TRIM CODES ▶ AA AB AD AR AT BA BB BD BR BT | | | | | | | | | | | | | | |
| F100/350 (Super Cab) | R | D8TZ 1364416 | AAA | AAB | | AAR | | ABA | ABB | ASD | ABR | | | | | | 1 |
| | L | D8TZ 1364417 | AAA | AAB | | AAR | | ABA | ABB | ASD | ABR | | | | | | 1 |
| | R | D9TZ 1364416 | | | AAD | | AAT | | | | | ABT | | | | | 1 |
| | L | D9TZ 1364417 | | | AAD | | AAT | | | | | ABT | | | | | 1 |
| | | | TRIM CODES ▶ CA CB CD CR CT DA DB DD DR DT | | | | | | | | | | | | | | |
| F100/350 (Super Cab) | R | D9TZ 1364416 | ACA | ACB | ACD | ACR | ACT | | | | AED | | AET | | | | 1 |
| | L | D9TZ 1364417 | ACA | ACB | ACD | ACR | ACT | | | | AED | | AET | | | | 1 |
| | R | D8TZ 1364416 | | | | | | AEA | AEB | | AER | | | | | | 1 |
| | L | D8TZ 1364417 | | | | | | AEA | AEB | | AER | | | | | | 1 |
| | | | TRIM CODES ▶ KA KB KD KR KT | | | | | | | | | | | | | | |
| F100/350 (Super Cab) | R | D8TZ 1364416 | AKA | AKB | | AKR | | | | | | | | | | | 1 |
| | L | D8TZ 1364417 | AKA | AKB | | AKR | | | | | | | | | | | 1 |
| | R | D9TZ 1364416 | | | AKD | | AKT | | | | | | | | | | 1 |
| | L | D9TZ 1364417 | | | AKD | | AKT | | | | | | | | | | 1 |
| | | | TRIM CODES ▶ QA QB QD QR QT RB RF RR SB SF SR | | | | | | | | | | | | | | |
| F100/350 (Super Cab) | R | D8TZ 1364416 | AQA | AQB | | AQR | | | | | | ABB | | ABR | | | 1 |
| | L | D8TZ 1364417 | AQA | AQB | | AQR | | | | | | ABB | | ABR | | | 1 |
| | R | D9TZ 1364416 | | | AQD | | AQT | ARB | ARF | ARR | | ABF | | | | | 1 |
| | L | D9TZ 1364417 | | | AQD | | AQT | ARB | ARF | ARR | | ABF | | | | | 1 |
| BODY TYPE R/L PART NUMBER LESS SUFFIX | | | DESCRIPTION | | | | | | | | | | | | | QTY | |
| 64600 FILLER (FRONT SEAT BACK) | | | | | | | | | | | | | | | | | |
| F250/350 (Crew Cab) | | D3TZ 2564600-AA | | | | | | | | | | | | | | 1 | |
| BODY TYPE R/L PART NUMBER LESS SUFFIX | | | TRIM CODES AND APPLICABLE PART NUMBER SUFFIXES | | | | | | | | | | | | | QTY | |
| 66600 COVER (REAR SEAT BACK) | | | | | | | | | | | | | | | | | |
| | | | TRIM CODES ▶ AA AB AD AR AT BA BB BD BR BT | | | | | | | | | | | | | | |
| F250/350 (Crew Cab) | | D8TZ 1064416 | AAA | AAB | | AAR | | ABA | ABB | ASD | ABR | | | | | | 1 |
| | | D9TZ 1064416 | | | AAD | | AAT | | | | | ABT | | | | | 1 |
| | | | TRIM CODES ▶ CA CB CD CR CT DA DB DD DR DT | | | | | | | | | | | | | | |
| F250/350 (Crew Cab) | | D9TZ 1064416 | ACA | ACB | ACD | ACR | ACT | | | | ADD | | ADT | | | | 1 |
| | | D8TZ 1064416 | | | | | | | ADA | ADB | | ADR | | | | | 1 |

1973/79
TRUCK SERIES 100/500

| BODY TYPE | R/L | PART NUMBER LESS SUFFIX | TRIM CODES AND APPLICABLE PART NUMBER SUFFIXES | | | | | | | | | | | | QTY | | |
|--|-----|----------------------------|--|-----|-----|-----|-----|-----|-------------------------------|-----|---------------|------|-----------|-----------|-------|-------|---|
| 66600 COVER (REAR SEAT BACK) — Cont'd | | | TRIM CODES ▶ AA AB AD AR AT BA BB BD BR BT | | | | | | | | | | | | | | |
| F100/350 (Super Cab) | | D8TZ 1366600 | BBA | BBB | CBD | BBR | | BBA | BBB | CBD | BBR | | | | 1 | | |
| | | D9TZ 1366600 | | | | | BBT | | | | | BBT | | | 1 | | |
| | | | TRIM CODES ▶ CA CB CD CR CT DA DB DD DR DT | | | | | | | | | | | | | | |
| F100/350 (Super Cab) | | D8TZ 1366600 | BBA | BBB | CBD | BBR | | BBA | BBB | CBD | BBR | | | | 1 | | |
| | | D9TZ 1366600 | | | | | BBT | | | | | BBT | | | 1 | | |
| | | | TRIM CODES ▶ KA KB KD KR KT | | | | | | | | | | | | | | |
| F100/350 (Super Cab) | | D8TZ 1366600 | BBA | BBB | CBD | BBR | | | | | | | | | 1 | | |
| | | D9TZ 1366600 | | | | | BBT | | | | | | | | 1 | | |
| | | | TRIM CODES ▶ QA QB QD QR QT SB SF SR | | | | | | | | | | | | | | |
| F100/350 (Super Cab) | | D8TZ 1366600 | BBA | BBB | CBD | BBR | | BBB | | BBR | | | | | 1 | | |
| | | D9TZ 1366600 | | | | | BBT | | BBF | | | | | | 1 | | |
| BODY TYPE | R/L | PART NUMBER LESS SUFFIX | TRIM CODES, COLORS and APPLICABLE PART NUMBER SUFFIXES | | | | | | | | | | QTY | | | | |
| | | | TRIM CODES ▶ | | | | | | SECOND CHARACTER of TRIM CODE | | | | ALL CODES | ALL CODES | OTHER | | |
| | | | COLORS ▶ | | | | | | -B | -D | -F | -R | -T | -Z | BLACK | WHITE | Y |
| | | | | | | | | | BLUE | RED | CORD- OVAN | JADE | SAND | SADDLE | | | |
| 668A04 BACK ASSY. (REAR SEAT)—Incl. cover | | | | | | | | | | | | | | | | | |
| F100/350 (Super Cab) -- flip seat | R/L | D8TZ 13668A04 | | B | ASD | | D | | | | | | | A | 2 | | |
| | R/L | D9TZ 13668A04 | | | | ASF | | AAT | | | | | | | 2 | | |

EXTERIOR MOULDING SECTION

For your convenience the exterior moulding, vinyl tape stripe and exterior name plate illustrations have been merged with related text information to form a combined Exterior Moulding (text and illustrations) Section.

This section includes illustrations and part number information for Box (quarter panel and tailgate), Cab (body side, back window and roof), Back End (E100/350 only), Windshield moulding areas, tape stripes and name plates of the vehicle.

To simplify locating the appropriate illustration this section is arranged by series, i.e., E100/350 and F100/500. Within each series the illustrations and related part number information are generally arranged as follows:

- windshield mouldings
- body side mouldings (E100/350 only)
- cab mouldings (F100/500 only)
- box mouldings (F100/500 only)
- back end mouldings (E100/350 only)
- tape stripes
- name plates
- door edge guards

All retainer information (illustrations and part numbers) is shown in Exterior Moulding Section "R".

Refer to the Index which follows to determine the correct section and page number (or row and column number on your microform transparency).

INDEX

| TITLE | SECTION | PAGE | ILLUS. NO. |
|--|---------|------------------|---------------------------------|
| 1973/76 | | | |
| E SERIES | | | |
| BACK END | | | |
| 1973/74 | E | 2,3 | P-12358 |
| 1975/76 | E | 11 | P-12055 |
| 1975/76 Name Plates | E | 13,14 | P-14094 |
| BODY SIDE | | | |
| 1973/74 | E | 2,3 | P-12358 |
| 1975/76 R.H.-w/hinged doors | E | 5,6 | P-12053 |
| 1975/76 R.H.-w/sliding door | E | 7,8 | P-12052 |
| 1975/76 L.H. | E | 9,10 | P-12054 |
| 1975/76 Name Plates | E | 13,14 | P-14094 |
| DOOR EDGE GUARD | | | |
| 1975/76 | E | 4 | P-14114 |
| WINDSHIELD | | | |
| 1973/74 | E | 1 | P-12610 |
| 1975/76 | E | 4 | P-12609 |
| F SERIES | | | |
| BOX | | | |
| Crew Cab, Regular Cab and Super Cab | | | |
| - w/o vinyl insert - upper - rocker panel moulding (except Super Camper) | F | 26,27 | P-12531 |
| - w/vinyl insert - upper - rocker panel moulding (except Super Camper) | F | 22,23 | P-12529 |
| - upper - rocker panel moulding (Super Camper) | F | 24,25 | P-12532 |
| CAB (incl. Rear Window and Roof Drip Mouldings) | | | |
| Crew Cab | | | |
| - w/vinyl insert - upper - rocker panel moulding | F | 18,19 | P-12533 |
| Regular Cab | | | |
| - w/o vinyl insert - upper - rocker panel moulding | F | 6,7 | P-12530 |
| - w/vinyl insert - upper - rocker panel moulding | F | 8,9 | P-12528 |
| Super Cab | | | |
| - w/o vinyl insert - upper - rocker panel moulding | F | 12,13 | P-12538 |
| - w/vinyl insert - upper - rocker panel moulding | F | 14,15 | P-12535 |
| DOOR EDGE GUARDS | F | 4 | P-14135 |
| NAME PLATES | F | 1,2,3, 4 | P-14091 |
| TAPE STRIPES | F | 30 thru 37 | P-12782, P-12910, P-13459 |
| WINDSHIELD | F | 5 | P-13065, P-12611 |

INDEX

| TITLE | SECTION | PAGE | ILLUS. NO. |
|------------------------------|---------|-------|------------|
| 1977/ | | | |
| E SERIES | | | |
| BACK END | E | 11 | P-12055 |
| Name Plates | E | 13,14 | P-14094 |
| BODY SIDE | | | |
| R.H.-w/hinged doors | E | 5,6 | P-12053 |
| R.H.-w/sliding door | E | 7,8 | P-12052 |
| L.H. | E | 9,10 | P-12054 |
| Name Plates | E | 13,14 | P-14094 |
| DOOR EDGE GUARD | E | 4 | P-14114 |
| STRIPES | | | |
| 1978 Except Cruising Van III | E | 15 | P-13610 |
| 1978 Cruising Van III | E | 16 | P-14115 |
| WINDSHIELD | E | 4 | P-12609 |
| WINDOW | | | |
| Port hole window moulding | E | 11 | P-12055 |

F SERIES

| | | | |
|--|---|------------|---------------------------|
| BOX | | | |
| Crew Cab, Regular Cab and Super Cab | | | |
| - w/o vinyl insert - upper - rocker panel moulding (except Super Camper) | F | 26,27 | P-12531 |
| - w/vinyl insert - upper - rocker panel moulding (except Super Camper) | F | 22,23 | P-12529 |
| - upper - rocker panel moulding (Super Camper) | F | 24,25 | P-12532 |
| - upper and lower - race track moulding | F | 28,29 | P-13083 |
| CAB (incl. Rear Window and Roof Drip Mouldings) | | | |
| Crew Cab | | | |
| - w/vinyl insert - upper - rocker panel moulding | F | 18,19 | P-12533 |
| - upper and lower - race track moulding | F | 20,21 | P-13088 |
| Regular Cab | | | |
| - w/o vinyl insert - upper - rocker panel moulding | F | 6,7 | P-12530 |
| - w/vinyl insert - upper - rocker panel moulding | F | 8,9 | P-12528 |
| - upper and lower - race track moulding | F | 10,11 | P-13087 |
| Super Cab | | | |
| - w/o vinyl insert - upper - rocker panel moulding | F | 12,13 | P-12538 |
| - w/vinyl insert - upper - rocker panel moulding | F | 14,15 | P-12535 |
| - upper and lower - race track moulding | F | 16,17 | P-13086 |
| DOOR EDGE GUARDS | F | 4 | P-14135 |
| NAME PLATES | F | 1,2,3,4 | P-14091 |
| TAPE STRIPES | F | 30 thru 42 | P-12782, P-12910, P-14799 |
| WINDSHIELD | F | 5 | P-13065, |
| | F | 4 | P-12611 |

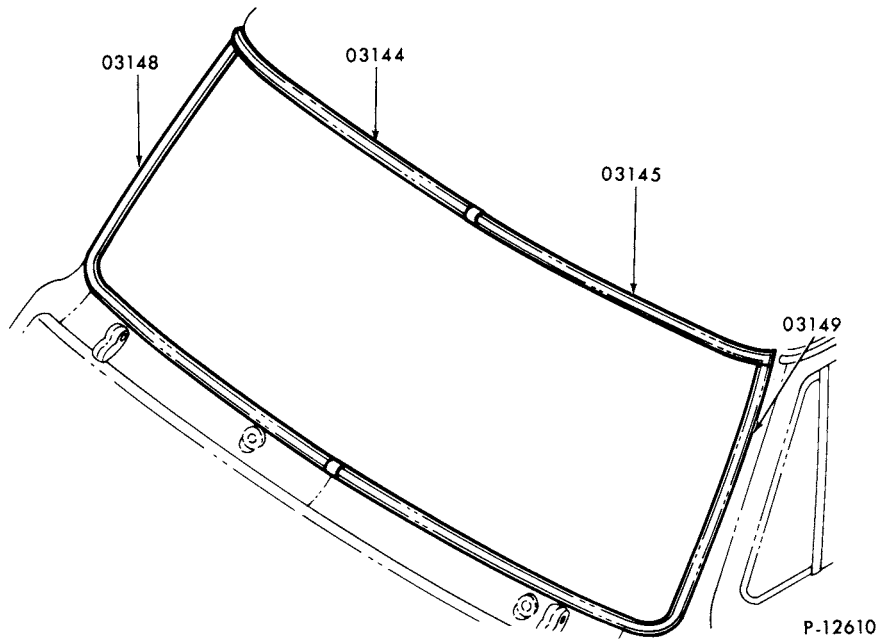
INDEX

| TITLE | SECTION | PAGE | ILLUS. NO. |
|--|---------|-------|------------|
| 1978 | | | |
| E SERIES (SUPER VAN/WAGON) | | | |
| BACK END | E | 11 | P-12055 |
| Name Plates | E | 14 | P-14428 |
| BODY SIDE | | | |
| R.H.-w/hinged doors | E | 17,18 | P-14434 |
| R.H.-w/sliding door | E | 17,18 | P-14434 |
| L.H. | E | 19,20 | P-14435 |
| Name Plates | E | 14 | P-14428 |
| DOOR EDGE GUARD | E | 4 | P-14114 |
| STRIPES | | | |
| 1978 Except Crusing Van III | E | 22,23 | P-13610 |
| 1978 Crusing Van III | E | 16 | P-14115 |
| 1979 Crusing Van III - w/hinge doors, w/o windows | E | 21 | P-14480 |
| 1979 Crusing Van III - w/sliding doors and windows | E | 15 | P-14560 |
| 1979 Crusing Van III - w/hinged doors and windows | E | 24 | P-14561 |
| WINDSHIELD | E | 4 | P-12609 |
| WINDOW | | | |
| Port hole window moulding | E | 11 | P-12055 |

1973/79
TRUCK SERIES 100/500

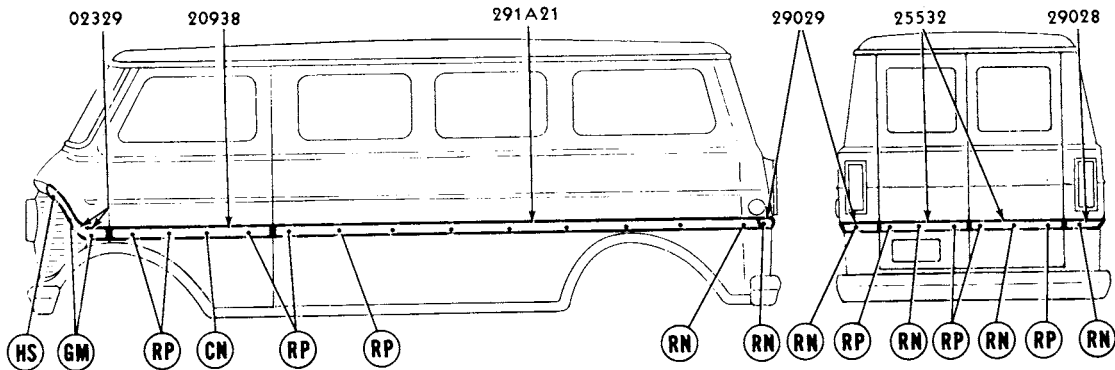
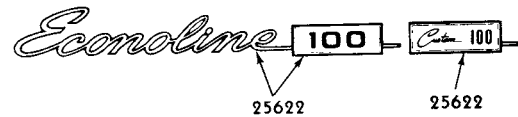
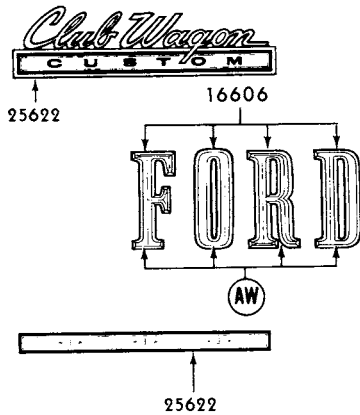
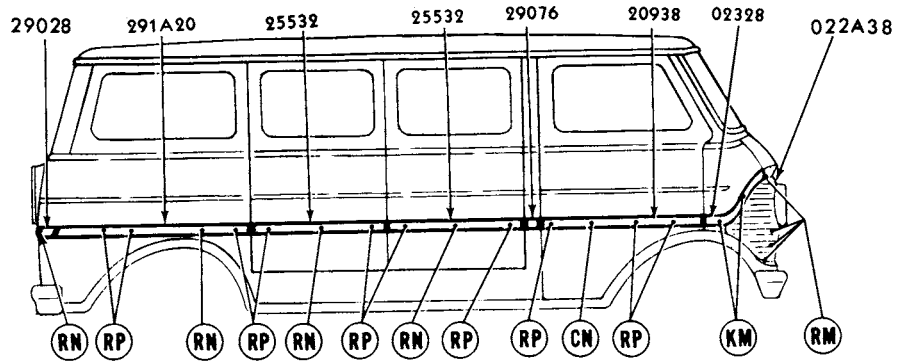
EXTERIOR MOULDING SECTION E

1



1973/74 E100/300 -- WINDSHIELD

| GROUP NUMBER | PART NAME | DESCRIPTION | PART NUMBER | QTY. |
|--------------|------------------------------------|-------------|---|------|
| 03144-5 | Moulding (windshield outside top) | | (RH) C8UZ 8203144-A (LH) C8UZ 8203145-A | 1 |
| 03148-9 | Moulding (windshield outside belt) | | (RH) C8UZ 8203148-A (LH) C8UZ 8203149-A | 1 |
| | | | | |
| | | | | |
| | | | | |
| | | | | |
| | | | | |
| | | | | |
| | | | | |
| | | | | |
| | | | | |
| | | | | |
| | | | | |
| | | | | |
| | | | | |
| | | | | |
| | | | | |
| | | | | |
| | | | | |
| | | | | |
| | | | | |
| | | | | |
| | | | | |
| | | | | |
| | | | | |
| | | | | |
| | | | | |
| | | | | |



P-12358

1973/79
TRUCK SERIES 100/500

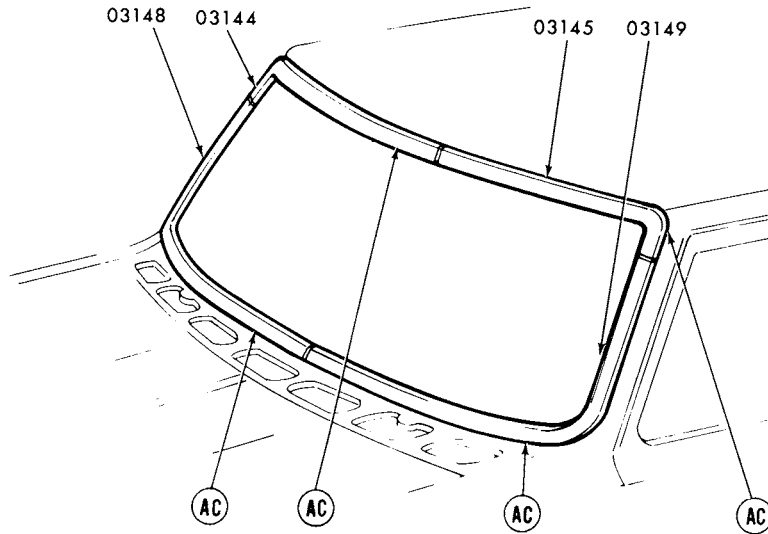
EXTERIOR MOULDING SECTION **E** 3

1973/74 E100/300 -- EXTERIOR ORNAMENTATION - cont'd.

| GROUP NUMBER | PART NAME | DESCRIPTION | PART NUMBER | | QTY. |
|--------------|--|---|----------------------|----------------------|------|
| 022A38-9 | Panel (cowl side finish) | | (RH) C8UZ 89022A38-A | (LH) C8UZ 89022A39-A | 1 |
| 02328-9 | Moulding (cowl panel side) | Curved | (RH) D3UZ 1102328-A | (LH) D3UZ 1102329-A | 1 |
| | | Straight | (RH) C8UZ 8202328-A | (LH) C8UZ 8202329-A | 1 |
| 16606 | Letter (back door) | "F" | D0TZ 16606-A | | 1 |
| | | "O" | D0TZ 16606-B | | 1 |
| | | "R" | D0TZ 16606-C | | 1 |
| | | "D" | D0TZ 16606-D | | 1 |
| 16720 | Plate (name) | "Camper Special" | D0TZ 16720-D | | 2 |
| 20938 | Moulding (front door lower) | | C8UZ 8220938-A | R.H. and L.H. | 2 |
| 25532 | Moulding (body side door lower) | W/hinged side doors | C8UZ 8225532-A | | 2 |
| | | W/sliding side doors | D2UZ 1225532-A | | 2 |
| | | Rear doors | C8UZ 8225532-A | | 2 |
| 25622 | Plate (name) | "Club Wagon" | C8UZ 8225622-C | | 2 |
| | | "Custom Club Wagon" | C8UZ 8225622-D | | 2 |
| | | "Chateau" | C8UZ 8225622-A | | 2 |
| | | "Econoline 100" | C8UZ 8925622-A | | 2 |
| | | "Econoline 200" | C8UZ 8925622-B | | 2 |
| | | "Econoline 300" | C8UZ 8925622-C | | 2 |
| | | "Econoline Custom 100" | C8UZ 8925622-D | | 2 |
| | | "Econoline Custom 200" | C8UZ 8925622-E | | 2 |
| | | "Econoline Custom 300" | C8UZ 8925622-F | | 2 |
| 29028-9 | Moulding (body side rear corner lower) | 105" W/B | (RH) C8UZ 8229028-A | (LH) C8UZ 8229029-A | 1 |
| | | 123" W/B | (RH) C8UZ 8229028-B | (LH) C8UZ 8229029-B | 1 |
| 29076 | Moulding (body side front lower) | R.H. | C8UZ 8229076-A | | 1 |
| 291A20-1 | Moulding (body side rear lower) | 105" W/B | (RH) C8UZ 82291A20-C | (LH) C8UZ 82291A21-C | 1 |
| | | R.H.-123" W/B-67 3/8" long-w/tapered end | C8UZ 82291A20-B | | 1 |
| | | L.H.-123" W/B-120 1/4" long-w/tapered end | C8UZ 82291A21-B | | 1 |
| | | R.H.-123" W/B-60 1/2" long-w/square end | C8UZ 82291A20-D | | 1 |
| | | L.H.-123" W/B-113 1/2" long-w/square end | C8UZ 82291A21-D | | 1 |
| 402A16 | Plate (back door name) | "Super Van" | C8UZ 89402A16-A | | 1 |
| | | | | | |
| | | | | | |
| | | | | | |
| | | | | | |
| | | | | | |

EXTERIOR MOULDING SECTION E

1973/79 TRUCK SERIES 100/500

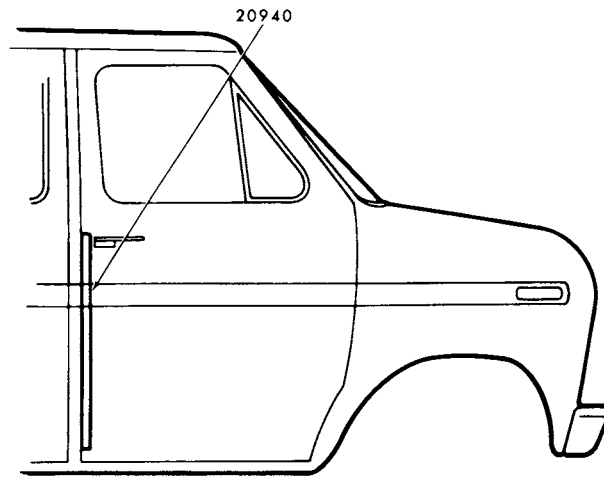


P-12609

REFER TO EXTERIOR MOULDING SECTION 'R' FOR COMPLETE RETAINER INFORMATION

1975/ E100/350 -- WINDSHIELD

| GROUP NUMBER | PART NAME | DESCRIPTION | PART NUMBER | QTY. |
|--------------|------------------------------------|-------------|---|------|
| 03144-5 | Moulding (windshield outside top) | | (RH)♦D5UZ 1103144-A (LH)♦D5UZ 1103145-A | 1 |
| 03148-9 | Moulding (windshield outside belt) | 1977/ | (RH)♦D7UZ 1103148-A (LH)♦D7UZ 1103149-A | 1 |
| | | | | |



P-14114

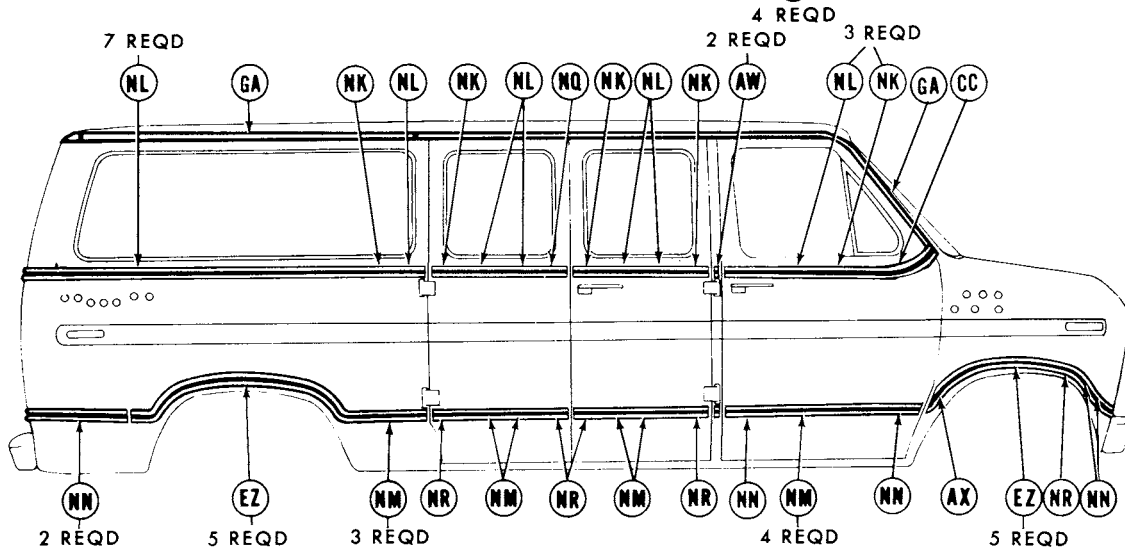
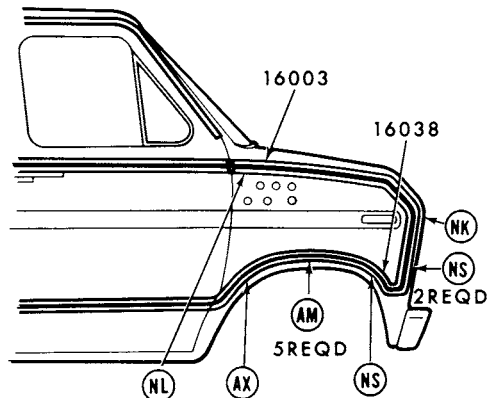
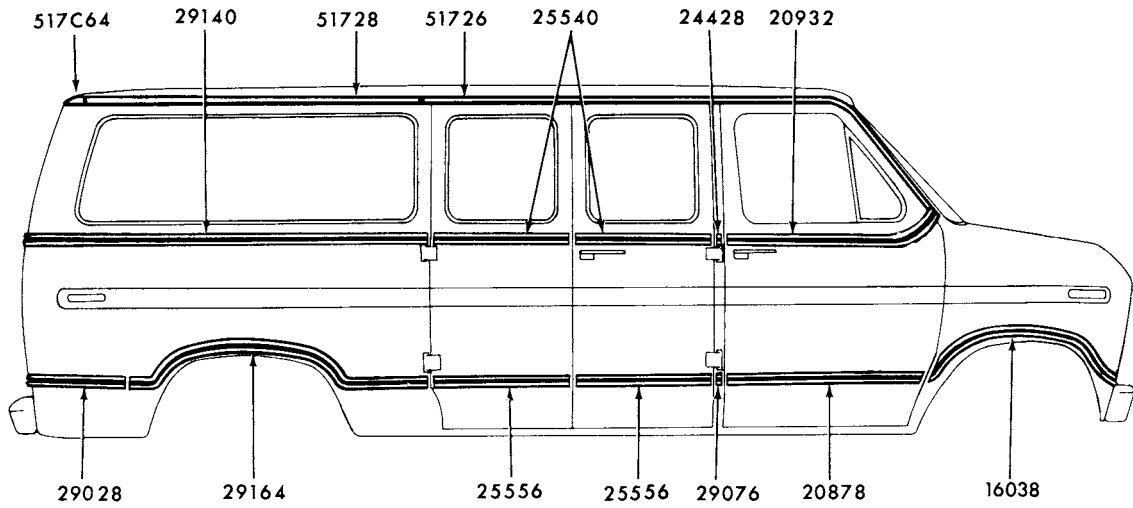
1975/ E100/350 - DOOR EDGE GUARD

| GROUP NUMBER | PART NAME | DESCRIPTION | PART NUMBER | QTY. |
|--------------|----------------------------------|-------------|---|------|
| 20910 | Moulding kit (door edge guard) | | D5UZ 1120910-A | 1 |
| 20940-1 | Moulding (front door edge guard) | | (RH) D5UZ 1120940-A (LH) D5UZ 1120941-A | 1 |

♦ Includes attaching parts

1973/79
TRUCK SERIES 100/500

EXTERIOR MOULDING SECTION **E**⁵



REFER TO EXTERIOR MOULDING SECTION "R" FOR COMPLETE RETAINER INFORMATION P-12053

1975/ E100/350 -- EXTERIOR ORNAMENTATION - R.H. w/ HINGED DOORS

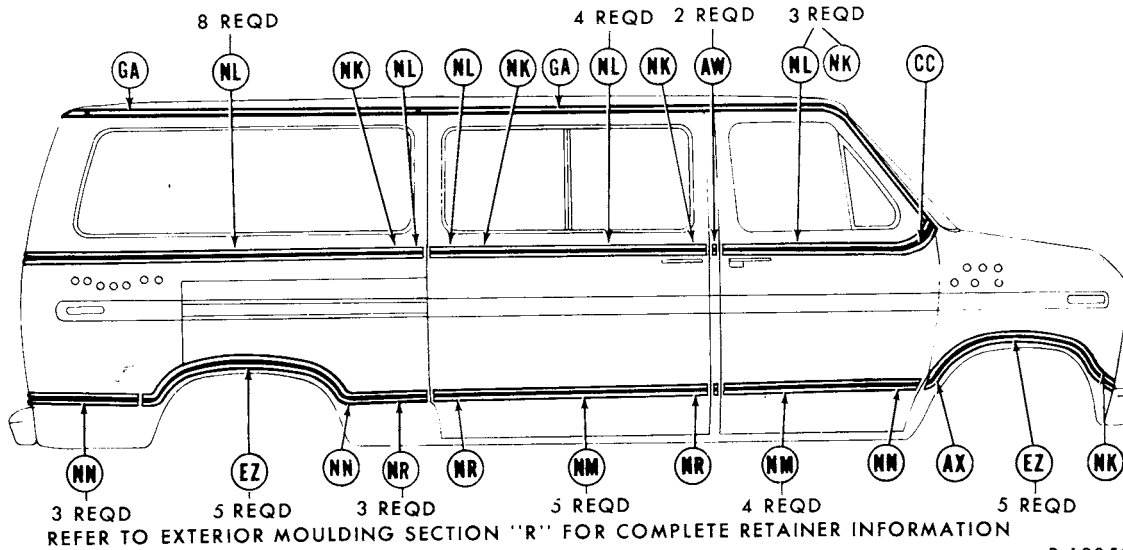
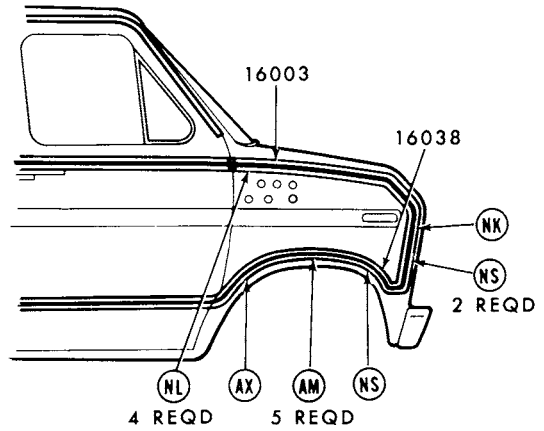
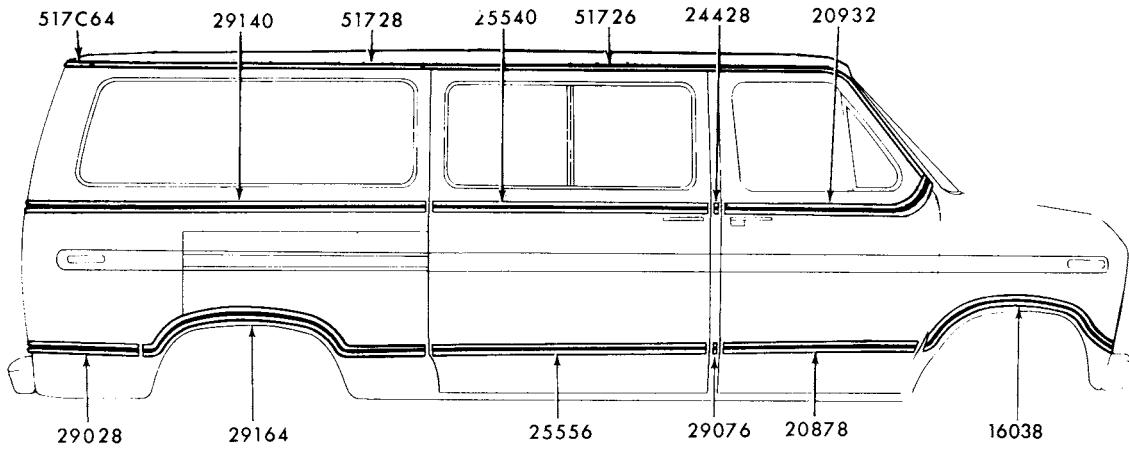
EXTERIOR MOULDING
SECTION E1973/79
TRUCK SERIES 100/5001975/ E100/350 -- EXTERIOR ORNAMENTATION - R.H. w/HINGED DOORS -
except SUPER VAN - cont'd.

| GROUP NUMBER | PART NAME | DESCRIPTION | PART NUMBER | QTY. |
|--|--|-----------------|-----------------|------|
| 16003 | Moulding (front fender upper) | W/tu-tone paint | ♣D8UZ 16003-A | 1 |
| 16038 | Moulding (front fender wheel opening) | 1975/77-All | ♣D5UZ 16038-A | 1 |
| 1978/ - w/special tu-tone paint | | | 1 | |
| 1978/ -w/deluxe or center accent tu-tone paint | | ♣D8UZ 16038-A | 1 | |
| 20878 | Moulding (front door lower) | | ♣D5UZ 2220878-A | 1 |
| 20932 | Moulding (front door upper) | 1975/77 All | ♣D5UZ 2220932-A | 1 |
| 1978 / - w/special tu-tone paint | | | 1 | |
| 1978/ -w/deluxe or center accent tu-tone paint | | ♣D8UZ 2220932-A | 1 | |
| 24428 | Moulding (center body pillar upper) | | ♣D5UZ 1124428-A | 1 |
| 25540 | Moulding (body side door upper) | | ♣D5UZ 1125540-A | 2 |
| 25556 | Moulding (body side door lower) | Front | ♣D5UZ 1125556-A | 1 |
| Rear | | ♣D5UZ 1125556-B | 1 | |
| 29028 | Moulding (quarter panel lower rear) | 124" W/B | ♣D8UZ 1129028-A | 1 |
| 138" W/B | | ♣D5UZ 2229028-A | 1 | |
| 29076 | Moulding (center body pillar lower) | | D5UZ 2229076-A | 1 |
| 29140 | Moulding (quarter panel upper) | 124" W/B | ♣D6UZ 1129140-A | 1 |
| 138" W/B | | ♣D5UZ 1129140-A | 1 | |
| 29164 | Moulding (quarter panel wheel opening) | 124" W/B | ♣D8UZ 1129164-A | 1 |
| 138" W/B | | ♣D5UZ 2229164-A | 1 | |
| 51726-8 | Moulding (roof drip side finish) | Front | D5UZ 1651726-A | 1 |
| Rear - 138" W/B | | D5UZ 1651728-A | 1 | |
| - 124" W/B - cut to fit | | D5UZ 1651728-A | 1 | |
| 517C64 | Moulding (roof drip rear finish) | | D5UZ 16517C64-A | 1 |

♣ Includes attaching parts

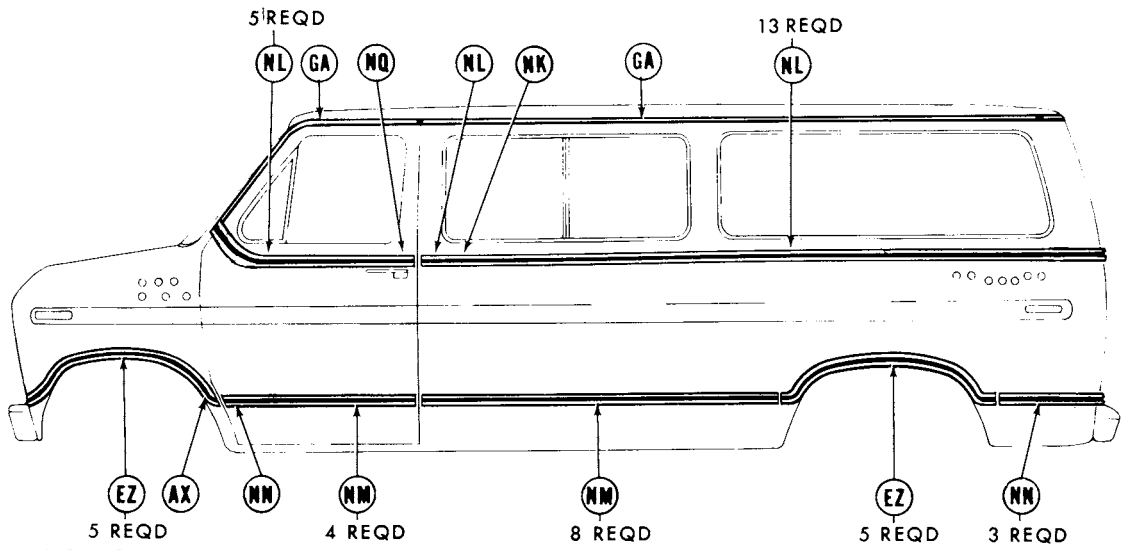
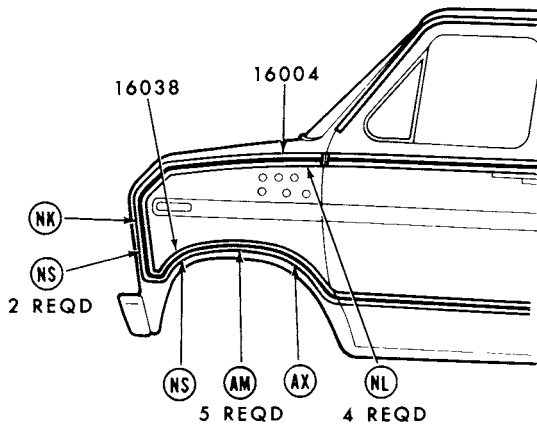
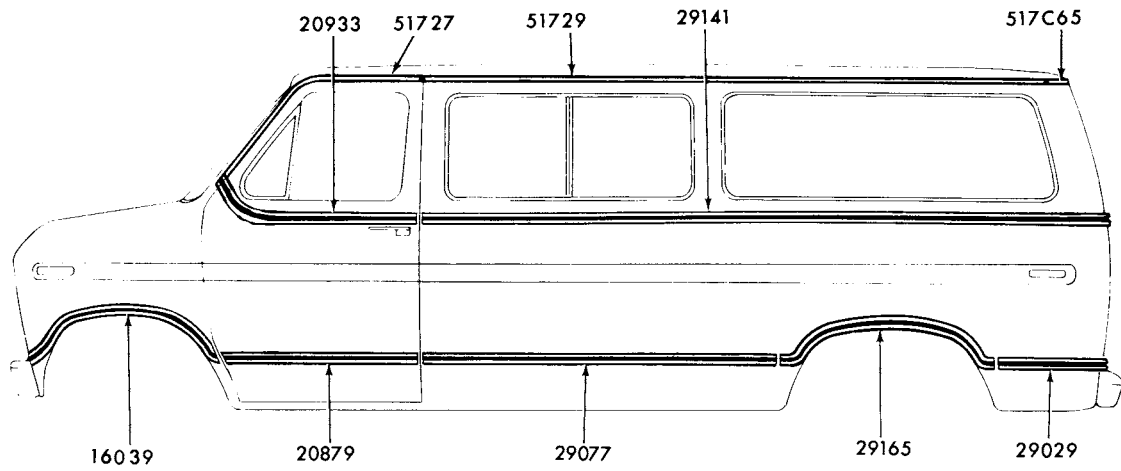
1973/79
TRUCK SERIES 100/500

EXTERIOR MOULDING SECTION **E** ⁷



P-12052

1975/ E100/350 -- EXTERIOR ORNAMENTATION - R.H. w/ SLIDING DOOR



REFER TO EXTERIOR MOULDING SECTION "R" FOR COMPLETE RETAINER INFORMATION P-12054

1975/ E100/350 - EXTERIOR ORNAMENTATION - L.H.

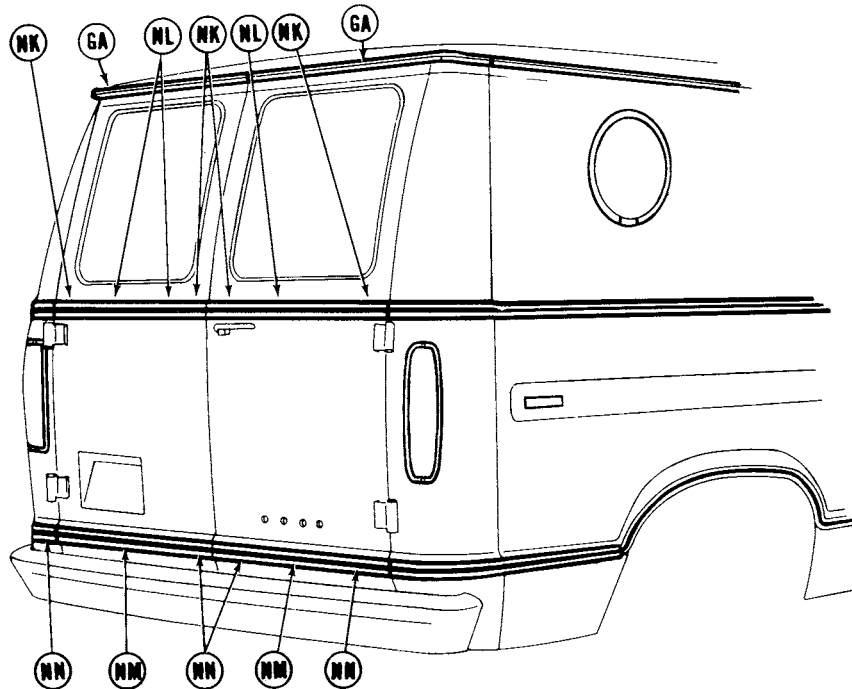
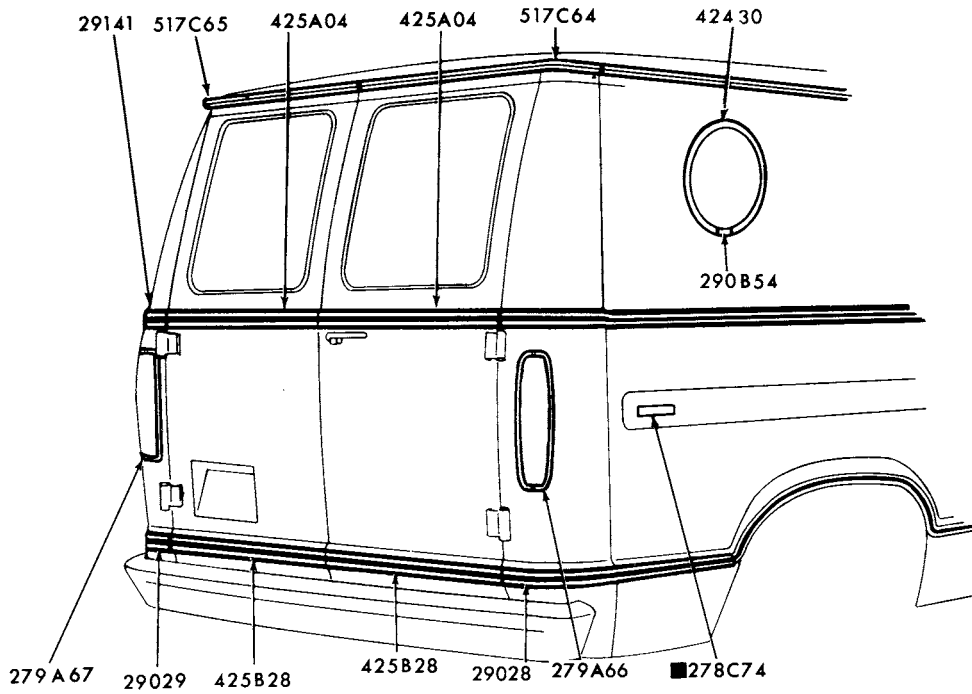
1975/ E100/350 - EXTERIOR ORNAMENTATION - L.H. - cont'd.

| GROUP NUMBER | PART NAME | DESCRIPTION | PART NUMBER | QTY. |
|--------------|--|--|-----------------|--------|
| 16004 | Moulding (front fender upper) | 1978/ -w/tu-tone paint | ♣D8UZ 16004-A | 1 |
| 16039 | Moulding (front fender wheel opening) | 1975/77-All 1978/ -w/o tu-tone paint | ♣D5UZ 16039-A | 1 |
| | | 1978, -w/tu-tone paint | ♣D8UZ 16039-A | 1 |
| 20879 | Moulding (front door lower) | | D5UZ 2220879-A | 1 |
| 20933 | Moulding (front door upper) | 1975/77-All 1978/ -w,special tu-tone paint | ♣D5UZ 2220933-A | 1 1 |
| | | 1978/ -w,deluxe or center accent tu-tone paint | ♣D8UZ 2220933-A | 1 |
| 29029 | Moulding (quarter panel lower rear) | 124" W/B | ♣D8UZ 1129029-A | 1 |
| | | 138" W/B | ♣D5UZ 2229029-A | 1 |
| 29077 | Moulding (quarter panel lower front) | 124" W/B | ♣D8UZ 1129077-A | 1 |
| | | 138" W/B | ♣D5UZ 2229077-A | 1 |
| 29141 | Moulding (quarter panel upper) | 124" W/B | ♣D6UZ 1129141-A | 1 |
| | | 138" W/B | ♣D5UZ 2229141-A | 1 |
| 29165 | Moulding (quarter panel wheel opening) | All | ♣D5UZ 2229165-A | 1 |
| 51727-9 | Moulding (roof drip side finish) | Front | D5UZ 1651727-A | 1 |
| | | Rear | D5UZ 1651729-A | 1 |
| 517C65 | Moulding (roof drip rear finish) | | D5UZ 16517C65-A | 1 |

♣ Includes attaching parts

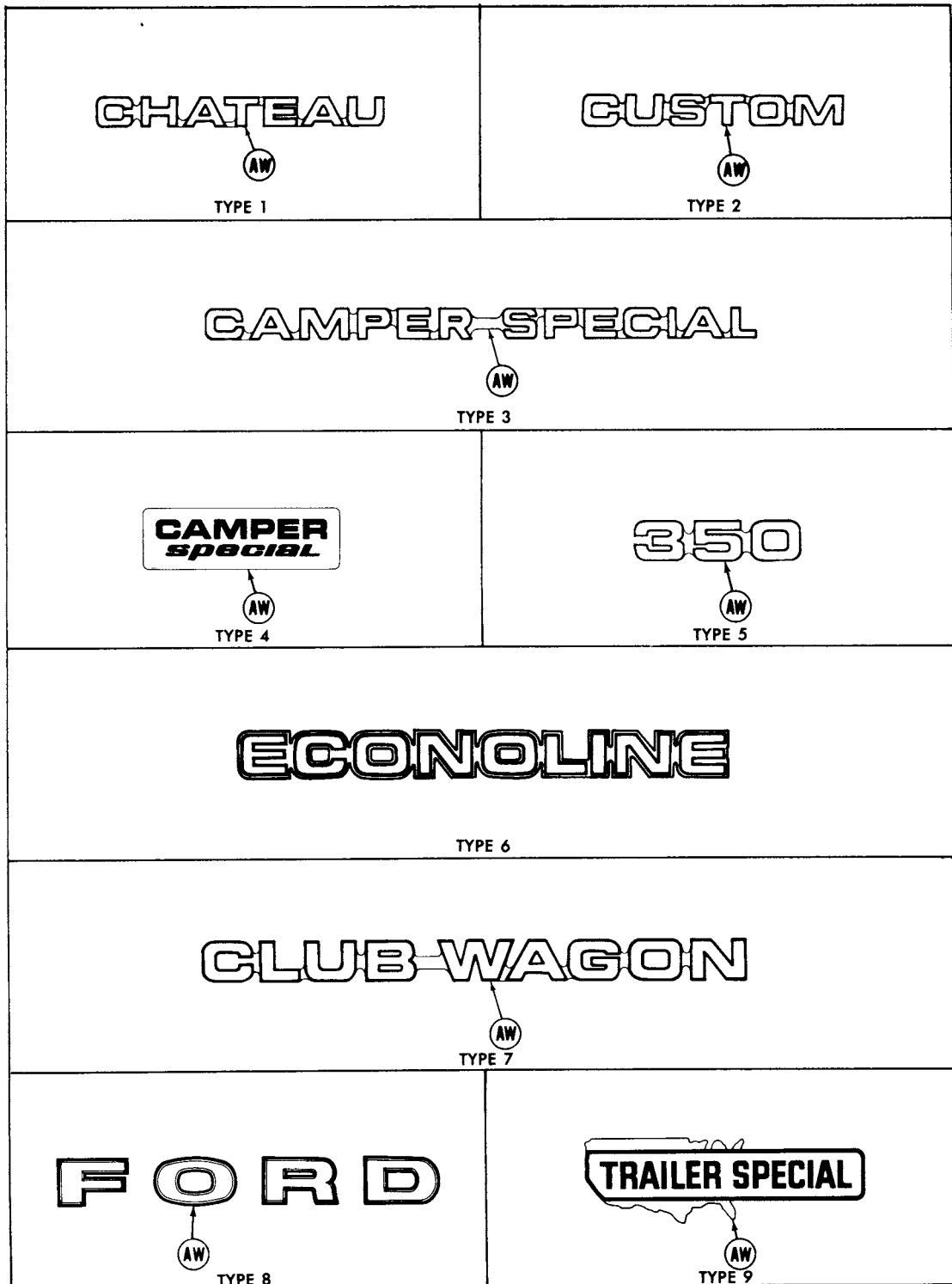
1973/79
TRUCK SERIES 100/500

EXTERIOR MOULDING SECTION **E**¹¹




■ REFER TO GROUP IN TEXT SECTION
REFER TO EXTERIOR MOULDING SECTION "R" FOR COMPLETE RETAINER INFORMATION P-12055

1975/ E100/350 -- BACK END



P-14094

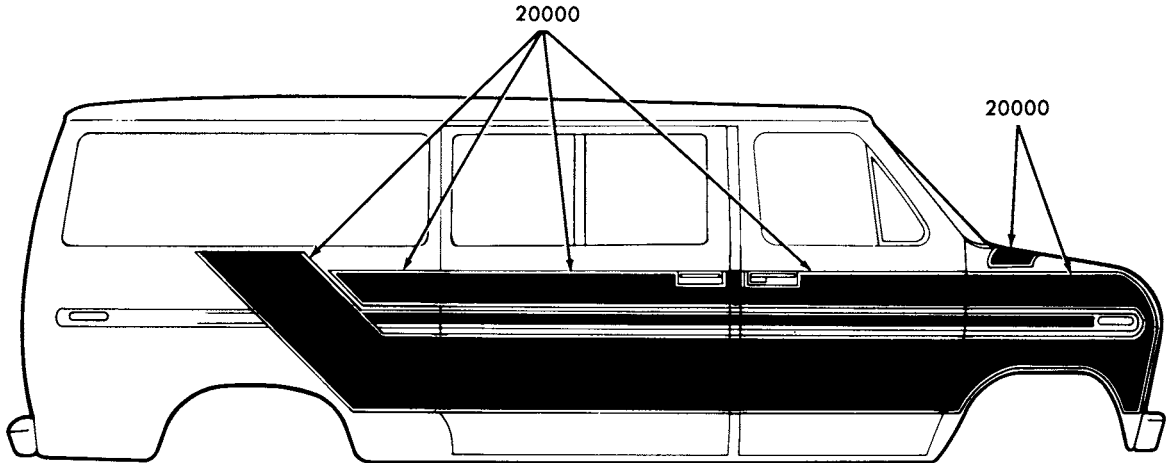
1975/ E100/350 - NAME PLATES



1975/ E100/350 - NAME PLATES - cont'd.

| GROUP NUMBER | PART NAME | DESCRIPTION | PART NUMBER | QTY. |
|--------------|------------------------|---|------------------|------|
| 16720 | Plate (name) | Type 1 - | | |
| | | "Chateau" | ♣D5UZ 16720-B | 1 |
| | | Type 2 - | | |
| | | "Custom" | ♣D5UZ 16720-A | 1 |
| | | Type 3 - | | |
| | | "Camper Special" - stamped D4TA 16B114-CA | ♣D4TZ 16720-E | 1 |
| 25622 | Plate (name) | Type 4 - | | |
| | | "Camper Special" - stamped D7TA 16E114-AWA | ♣D7TZ 16720-AD | 1 |
| 25622 | Plate (name) | Type 5 - | | |
| | | "100" | ♣D5UZ 1125622-A | 1 |
| | | "150" | ♣D5UZ 1125622-B | 1 |
| | | "250" | ♣D5UZ 1125622-C | 1 |
| | | "350" | ♣D5UZ 1125622-D | 1 |
| | | Type 6 - | | |
| | | "Econoline" | ♣D5UZ 1125622-E | |
| | | Type 7 - | | |
| 40282 | Letter (back door) | "Club Wagon" | ♣D5UZ 2225622-A | 1 |
| | | Type 8 - | | |
| | | "F" | ♣D5UZ 1140282-A | 1 |
| | | "O" | ♣D5UZ 1140282-B | 1 |
| | | "R" | ♣D5UZ 1140282-C | 1 |
| 42528 | Plate (back door name) | "D" | ♣D5UZ 1140282-D | 1 |
| | | Type 9 - | | |
| 25622 | Plate (name) | "Trailer Special" | ♣D6UZ 1142528-A | 1 |
| | | Type 10 - | | |
| 402A16 | Plate (name) | "Super Wagon" | ♣D8UZ 1625622-A | 1 |
| | | Type 11 - | | |
| | | "Super Van" | ♣D8UZ 15402A16-A | 1 |

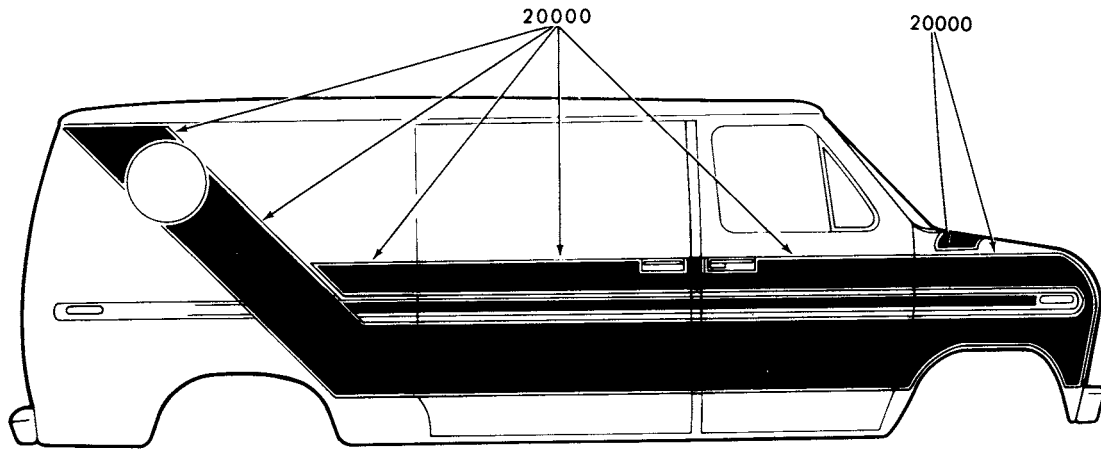
♣ Includes attaching parts



P.14560

1979 ECONOLINE 150/350 - CRUSING VAN - STRIPES (w/SLIDING DOOR and WINDOWS)

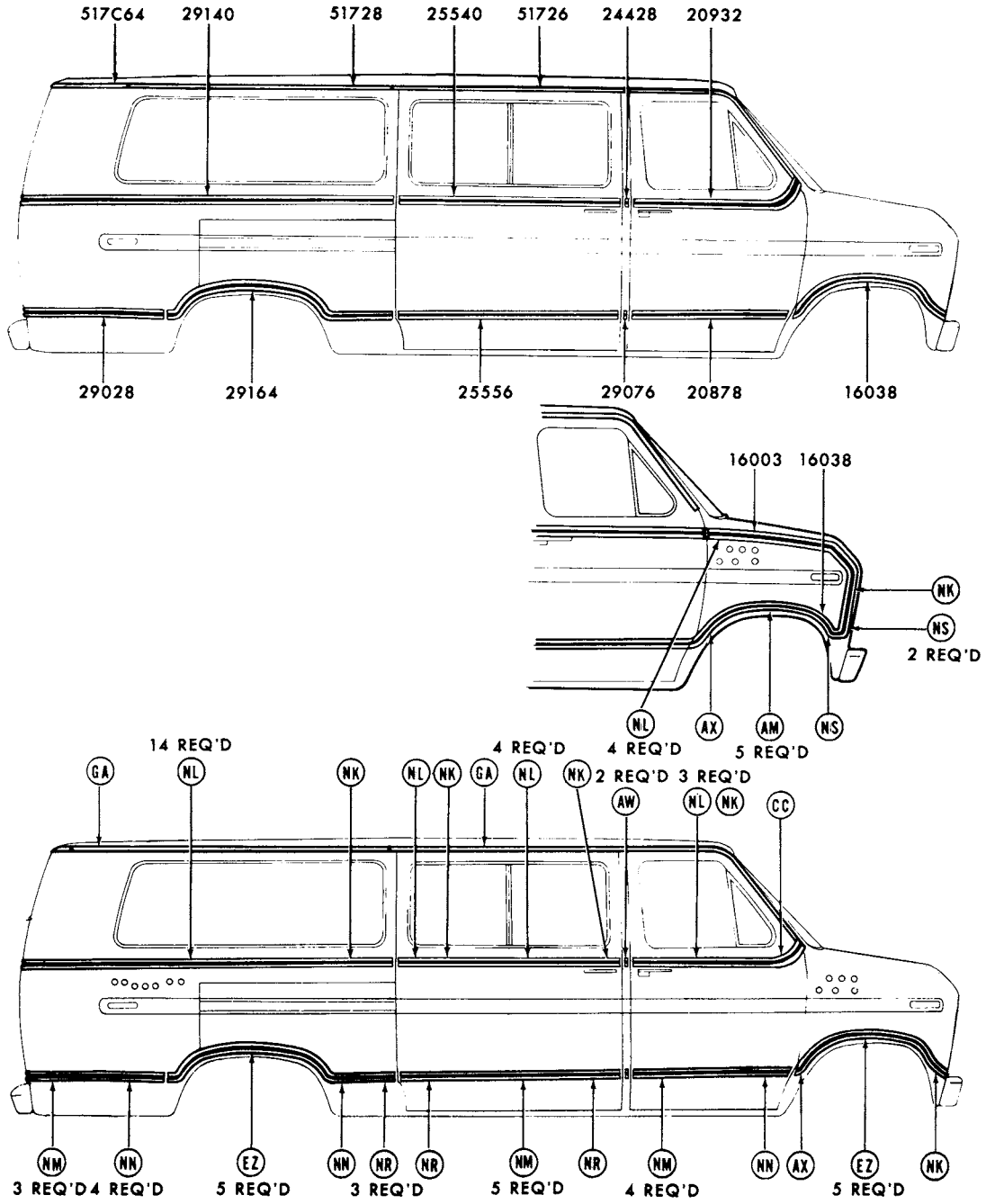
| GROUP NUMBER | PART NAME | DESCRIPTION | PART NUMBER | QTY. |
|--------------|-------------------|---|-----------------|------|
| 20000 | Stripe Kit (body) | Incl. front fenders, back doors, hood and body side rear corners | | |
| | | Blue/white/green (1978/) | D8UZ 1120000-AB | 1 |
| | | Orange/chamois/russett (1978/) | D8UZ 1120000-AV | 1 |
| | | Purple/black/violet (1979) | D9UZ 1120000-CJ | 1 |
| | | With sliding door and 138" W/B-incl. front doors, center pillar, sliding door and rear body sides | | |
| | | Blue/white/green (1979) | D9UZ 1120000-GB | 1 |
| | | Orange/chamois/russett (1979) | D9UZ 1120000-GV | 1 |
| | | Purple/black violet (1979) | D9UZ 1120000-GJ | 1 |
| | | | | |
| | | | | |
| | | | | |
| | | | | |
| | | | | |
| | | | | |
| | | | | |
| | | | | |
| | | | | |
| | | | | |
| | | | | |
| | | | | |
| | | | | |
| | | | | |
| | | | | |
| | | | | |



P-14115

1978/ ECONOLINE 150/350 - CRUSING VAN - STRIPES (w/SLIDING DOOR)

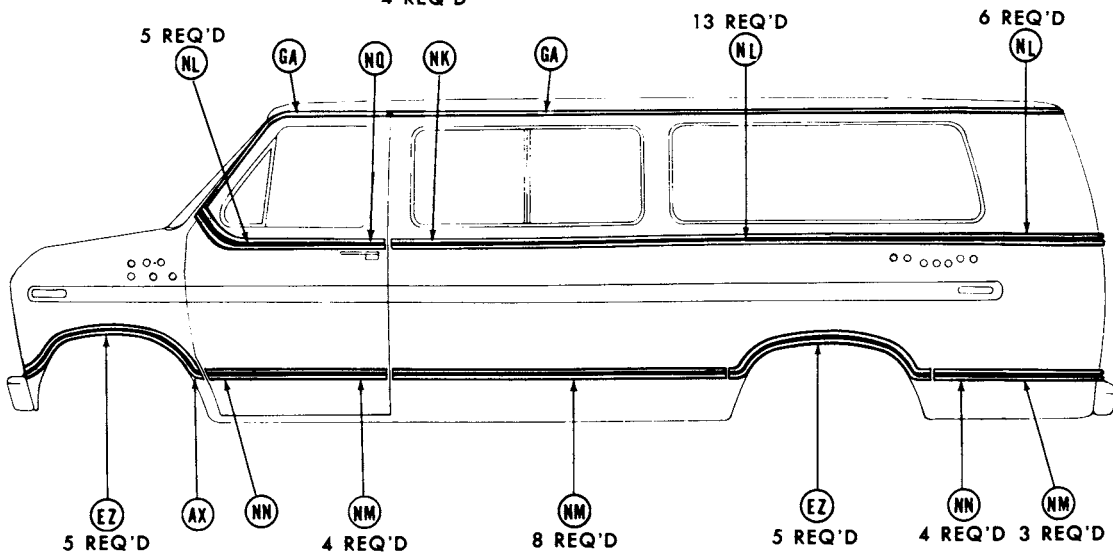
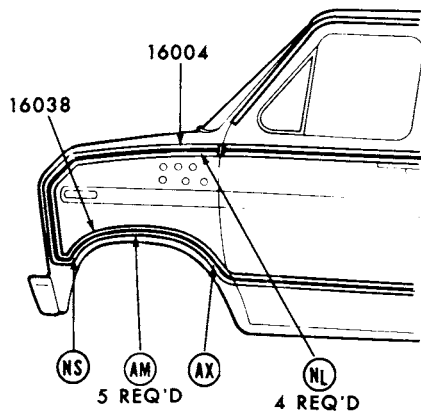
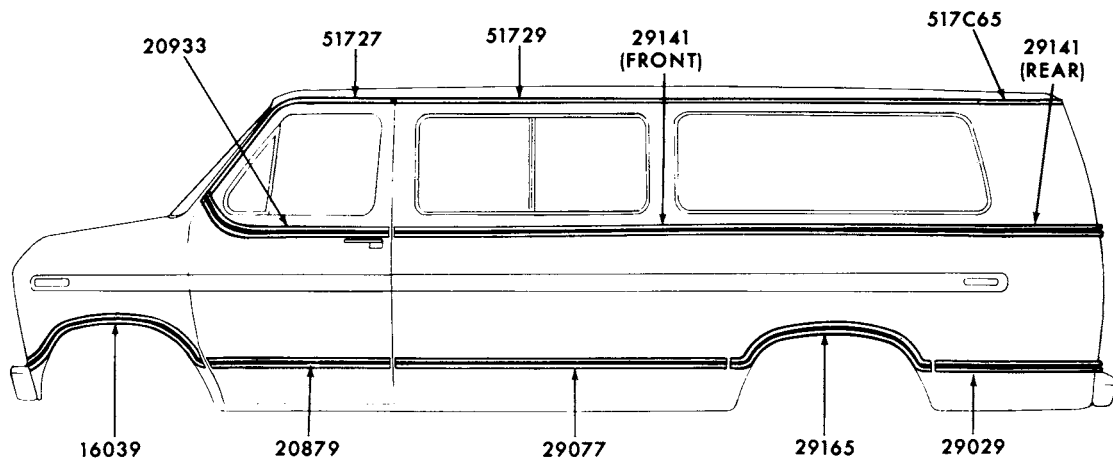
| GROUP NUMBER | PART NAME | DESCRIPTION | PART NUMBER | QTY. | | |
|--------------|-------------------|---|-----------------|------|--|--|
| 20000 | Stripe kit (body) | Incl. front fenders, back doors, hood and body side rear corners | | | | |
| | | Blue/white/green (1978/) | D8UZ 1120000-AB | 1 | | |
| | | Orange/chamois/russet (1978/) | D8UZ 1120000-AV | 1 | | |
| | | Purple/black violet (1979) | D9UZ 1120000-CJ | 1 | | |
| | | With sliding door and 124" W/B-incl. front doors, center pillar, sliding door and rear body sides | | | | |
| | | Blue/white/green (1978/) | D8UZ 1120000-BB | 1 | | |
| | | Orange/chamois/russet (1978) | D8UZ 1120000-BV | 1 | | |
| | | Purple/black violet (1979) | D9UZ 1120000-DJ | 1 | | |
| | | With sliding door and 138" W/B-incl. front doors, center pillar, sliding door and rear body sides | | | | |
| | | Blue/white/green (1978/) | D8UZ 1120000-CB | 1 | | |
| | | Orange/chamois/russet (1978/) | D8UZ 1120000-CV | 1 | | |
| | | Purple/black/violet (1979) | D9UZ 1120000-EJ | 1 | | |
| | | | | | | |
| | | | | | | |



REFER TO EXTERIOR MOULDING SECTION "R" FOR COMPLETE RETAINER INFORMATION

P-14434

1978 E100/350 (SUPER VAN/WAGON) -- EXTERIOR ORNAMENTATION -
R.H. w/SLIDING or HINGED DOORS



P-14435

1978 E100/350 (SUPER VAN/WAGON) - EXTERIOR ORNAMENTATION - R.H.

1978 E100/350 (SUPER VAN/WAGON) - EXTERIOR ORNAMENTATION - L.H. - cont'd.

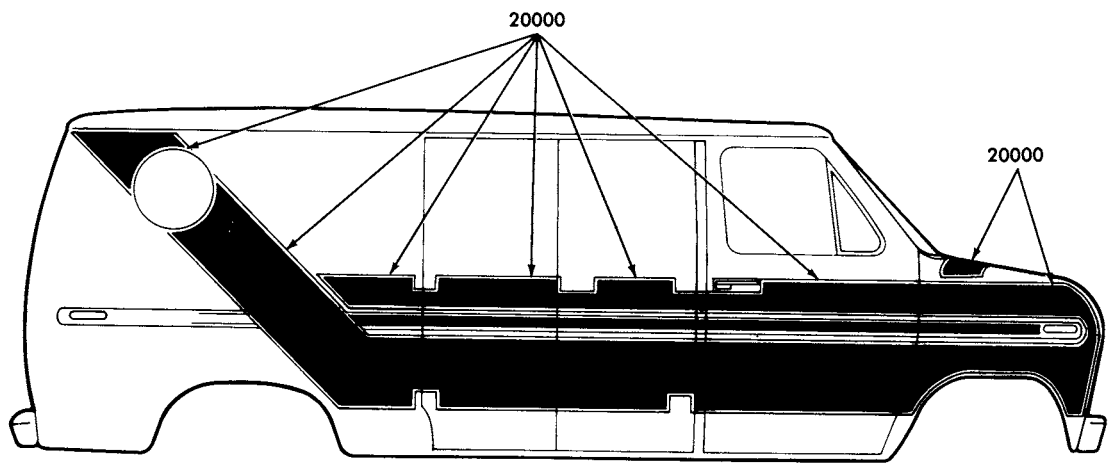
| GROUP NUMBER | PART NAME | DESCRIPTION | PART NUMBER | QTY. |
|--------------|--|--|------------------|------|
| 16004 | Moulding (front fender upper) | 1978-w/tu-tone paint) | ◆D8UZ 16004-A | 1 |
| 16039 | Moulding (front fender wheel opening) | 1978 -w/o tu-tone paint | ◆D5UZ 16039-A | 1 |
| | | 1978-w/tu-tone paint | ◆D8UZ 16039-A | 1 |
| 20879 | Moulding (front door lower) | | D5UZ 2220879-A | 1 |
| 20933 | Moulding (front door upper) | 1978-w/special tu-tone paint | ◆D5UZ 2220933-A | 1 |
| | | 1978-w/deluxe or center accent tu-tone paint | ◆D8UZ 2220933-A | 1 |
| 29029 | Moulding (quarter panel lower rear) | Super Van/Wagon | ◆D8UZ 1629029-AA | 1 |
| 29077 | Moulding (quarter panel lower front) | | ◆D5UZ 2229077-A | 1 |
| 29141 | Moulding (quarter panel upper) | Front | ◆D8UZ 1629141-AA | 1 |
| | | Rear | ◆D8UZ 1629141-BA | 1 |
| 29165 | Moulding (quarter panel wheel opening) | | ◆D5UZ 2229165-A | 1 |
| 51727-9 | Moulding (roof drip side finish) | Front | D5UZ 1651727-A | 1 |
| | | Rear | D8UZ 1651729-A | 1 |
| 517C65 | Moulding (roof drip rear finish) | | D5UZ 16517C65-A | 1 |
| | | | | |
| | | | | |
| | | | | |
| | | | | |
| | | | | |
| | | | | |
| | | | | |
| | | | | |
| | | | | |
| | | | | |
| | | | | |
| | | | | |
| | | | | |
| | | | | |
| | | | | |
| | | | | |
| | | | | |
| | | | | |
| | | | | |
| | | | | |
| | | | | |
| | | | | |

◆ Includes attaching parts

1973/79
TRUCK SERIES 100/500

EXTERIOR MOULDING
SECTION

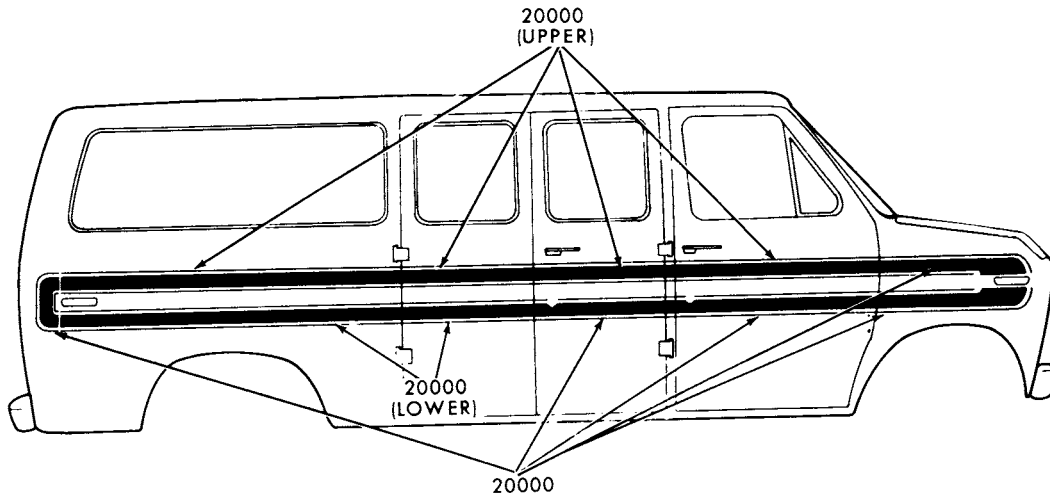
E



P-14480

1979 ECONOLINE 150/350 - CRUSING VAN - STRIPES (w/HINGED DOORS)

| GROUP NUMBER | PART NAME | DESCRIPTION | PART NUMBER | QTY. |
|--------------|-------------------|---|-----------------|------|
| 20000 | Stripe kit (body) | Inc. front fenders, back doors, hood and body side rear corners | | |
| | | Blue/White/Green (1979) | D8UZ 1120000-AB | 1 |
| | | Orange/Chamois/Russett (1979) | D8UZ 1120000-AV | 1 |
| | | Purple/Black Violet (1979) | D9UZ 1120000-CJ | 1 |
| | | With hinged doors and 124" W/B- incl. front door, center pillar, side cargo, doors and rear body side | | |
| | | Blue/White/Green (1979) | D9UZ 1120000-AB | 1 |
| | | Orange/Chamois/Russett (1979) | D9UZ 1120000-AV | 1 |
| | | Purple/Black/Violet (1979) | D9UZ 1120000-AJ | 1 |
| | | With hinged doors and 138"W/B-Incl. front door, center pillar, side cargo doors and rear body side | | |
| | | Blue/White/Green (1979) | D9UZ 1120000-BB | 1 |
| | | Orange/Chamois Russett (1979) | D9UZ 1120000-BV | 1 |
| | | Purple/Black Violet (1979) | D9UZ 1120000-BJ | 1 |
| | | | | |
| | | | | |
| | | | | |



• REFER TO GROUP IN CHASSIS SECTION

P-13610

1979 ECONOLINE 150/350 - EXCEPT CRUISING VAN - TAPE STRIPES

| GROUP NUMBER | PART NAME | DESCRIPTION | PART NUMBER | QTY. |
|--------------|------------------------|--|-----------------|------|
| 20000 | Stripe kit (body side) | Incl. die cut forms for front fenders, front doors, side cargo door and quarter panels | | |
| | | Black (1978/) | D8UZ 1120000-BA | 1 |
| | | Blue(1979) | D9UZ 1120000-HB | 1 |
| | | Brown (1979) | D9UZ 1120000-BT | 1 |
| | | Coral (1979) | D9UZ 1120000-HD | 1 |
| | | Gold (1978/) | D8UZ 1120000-BY | 1 |
| | | Gold (Dessert)(1979) | D9UZ 1120000-HL | 1 |
| | | Maroon(1979) | D9UZ 1120000-BD | 1 |
| | | Sand (1979) | D9UZ 1120000-BL | 1 |
| | | Tan (1978) | D8UZ 1120000-BU | 1 |
| | | White (1978/) | D8UZ 1120000-BW | 1 |
| | | Yellow(1979) | D9UZ 1120000-HV | 1 |
| | | Upper-2 3/4" wide-25' long-cut to fit | | |
| | | Black(1978/) | D8UZ 1120000-CA | 1 |
| | | Blue(1979) | D9UZ 1120000-KB | 1 |
| | | Brown (1979) | D9UZ 1120000-KT | 1 |
| | | Coral (1979) | D9UZ 1120000-LD | 1 |
| | | Gold (1978/) | D8UZ 1120000-CY | 1 |
| | | Gold (Dessert)-(1979) | D9UZ 1120000-LL | 1 |
| | | Maroon(1979) | D9UZ 1120000-KD | 1 |
| | | Sand(1979) | D9UZ 1120000-KL | 1 |
| | | Tan (1978) | D8UZ 1120000-CU | 1 |
| | | White (1978/) | D8UZ 1120000-CW | 1 |
| | | Yellow (1979) | D9UZ 1120000-KV | 1 |

1973/79
 TRUCK SERIES 100/500

1979 ECONOLINE 150/350 - EXCEPT CRUSING VAN - TAPE STRIPES - cont'd.

| GROUP NUMBER | PART NAME | DESCRIPTION | PART NUMBER | QTY. |
|--------------|------------------------|---|-----------------|------|
| 20000 | Stripe kit (body side) | Lower-2 15/16" wide-25' long-cut to fit | | |
| | | Black (1978/) | D8UZ 1120000-DA | 1 |
| | | Blue (1979) | D9UZ 1120000-MB | 1 |
| | | Brown (1979) | D9UZ 1120000-MT | 1 |
| | | Coral (1979) | D9UZ 1120000-ND | 1 |
| | | Gold (1978/) | D8UZ 1120000-DY | 1 |
| | | Gold (Dessert)-(1979) | D9UZ 1120000-NL | 1 |
| | | Maroon (1979) | D9UZ 1120000-MD | 1 |
| | | Sand (1979) | D9UZ 1120000-ML | 1 |
| | | Tan (1978) | D8UZ 1120000-DU | 1 |
| | | White (1979) | D8UZ 1120000-DW | 1 |
| | | Yellow (1979) | D9UZ 1120000-MV | 1 |

| | | |
|---|---|---|
| <p>F100</p> <p>TYPE 1</p> | <p>CAMPER special</p> <p>TYPE 2</p> | <p>Custom Cab</p> <p>TYPE 3</p> |
| <p>Grew Cab</p> <p>TYPE 4</p> | <p>F100 CUSTOM</p> <p>TYPE 5</p> | <p>LARIAT</p> <p>TYPE 6</p> |
| <p>F350 RANGER</p> <p>TYPE 7</p> | <p>Trailer special</p> <p>TYPE 8</p> | <p>TRAILER SPECIAL</p> <p>TYPE 9</p> |
| <p>Custom</p> <p>TYPE 10</p> | <p>Explorer</p> <p>TYPE 11</p> | <p>Ranger</p> <p>TYPE 12</p> |
| <p>XLT</p> <p>TYPE 13</p> | <p>SUPER Camper special</p> <p>TYPE 14</p> | <p>TYPE 15</p> |

P-14091

1973/ F100/500 -- NAME PLATES

1973/ F100/500 -- NAME PLATES - cont'd.

| GROUP NUMBER | PART NAME | DESCRIPTION | PART NUMBER | QTY. | | |
|--------------|--------------|--------------------------------|----------------|---------------|--------------|---------------|
| TYPE 1 | | | | | | |
| 16720 | Plate (name) | 1973/76 Box and Cab | | | | |
| | | "F100" | ◆D4TZ 16720-A | R.H. and L.H. | 2 or 4 | |
| | | "F150" | ◆D5TZ 16720-A | R.H. and L.H. | 2 or 4 | |
| | | "F250" | ◆D4TZ 16720-B | R.H. and L.H. | 2 or 4 | |
| | | "F350" | ◆D4TZ 16720-C | R.H. and L.H. | 2 or 4 | |
| | | "F500" | ◆D3TZ 16720-D | R.H. and L.H. | 2 or 4 | |
| TYPE 2 | | | | | | |
| 16720 | Plate (name) | 1974/ Cab | | | | |
| | | "Camper Special" | ◆D7TZ 16720-AD | R.H. and L.H. | 2 | |
| TYPE 3 | | | | | | |
| 16720 | Plate (name) | 1973/76 Cab | | | | |
| | | "Custom Cab" | ◆D3TZ 16720-P | R.H. and L.H. | 2 | |
| TYPE 4 | | | | | | |
| 16720 | Plate (name) | 1974/ Cab | | | | |
| | | "Crew Cab" | ◆D4TZ 16720-G | R.H. and L.H. | 2 | |
| TYPE 5 | | | | | | |
| 16720 | Plate (name) | 1977 Cab-"Before Ser. X80,001" | | | | |
| | | "Custom 100" | ◆D7TZ 16720-B | R.H. and L.H. | 2 | |
| | | "Custom 150" | ◆D7TZ 16720-M | R.H. and L.H. | 2 | |
| | | "Custom 250" | ◆D7TZ 16720-P | R.H. and L.H. | 2 | |
| | | "Custom 350" | ◆D7TZ 16720-S | R.H. and L.H. | 2 | |
| | | 1977/ Cab-"From Ser. X80,001" | | | | |
| | | "Custom 100" | ◆D7TZ 16720-K | R.H. and L.H. | 2 | |
| | | "Custom 150" | ◆D7TZ 16720-M | R.H. and L.H. | 2 | |
| | | "Custom 250" | ◆D7TZ 16720-P | R.H. and L.H. | 2 | |
| | | "Custom 350" | ◆D7TZ 16720-S | R.H. and L.H. | 2 | |
| | | TYPE 6 | | | | |
| | | 16720 | Plate (name) | 1978 Cab | | |
| | | | | "Lariat" | D8TZ 16720-C | R.H. and L.H. |
| | | TYPE 7 | | | | |
| 16720 | Plate (name) | 1977/ Cab | | | | |
| | | "Ranger 100" | ◆D7TZ 16720-J | R.H. and L.H. | 2 | |
| | | "Ranger 150" | ◆D7TZ 16720-L | R.H. and L.H. | 2 | |
| | | "Ranger 250" | ◆D7TZ 16720-N | R.H. and L.H. | 2 | |
| | | "Ranger 350" | ◆D7TZ 16720-R | R.H. and L.H. | 2 | |

◆ Includes attaching parts

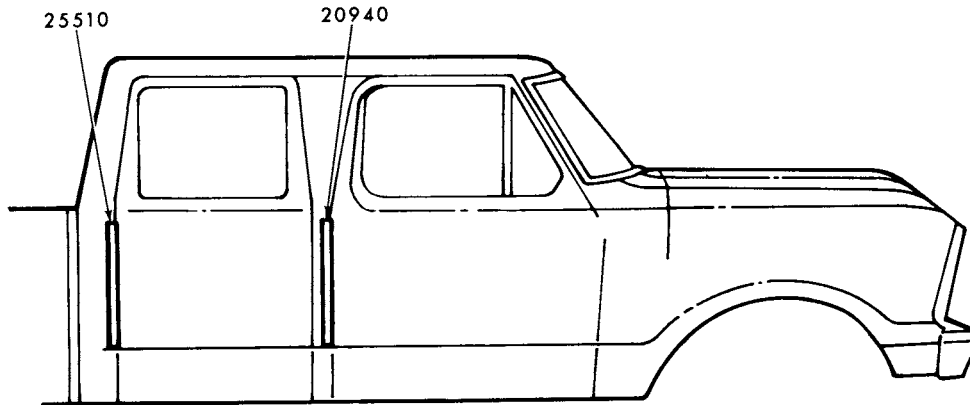
1973/79
TRUCK SERIES 100/500

EXTERIOR MOULDING SECTION **F**³

1973/ F100/500 -- NAME PLATES - cont'd.

| GROUP NUMBER | PART NAME | DESCRIPTION | PART NUMBER | QTY. |
|--------------|--------------|------------------------------------|-------------------------------|--------|
| TYPE 8 | | | | |
| 16720 | Plate (name) | 1973 Cab | | |
| | | "Trailer Special" | ◆D3TZ 16720-Y R.H. and L.H. | 2 |
| | | 1974/76 Cab | | |
| | | "Trailer Special" | ◆D4TZ 16720-F R.H. and L.H. | 2 |
| TYPE 9 | | | | |
| 16720 | Plate (name) | 1977/ Tailgate | | |
| | | "Trailer Special" | ◆D6UZ 1142528-A | 1 |
| | | | | |
| TYPE 10 | | | | |
| 16720 | Plate (name) | 1973/ Box | | |
| | | "Custom" | ◆D6TZ 9925622-A R.H. and L.H. | 2 |
| | | | | |
| TYPE 11 | | | | |
| 16720 | Plate (name) | 1973/ Box and 1978 Cab | | |
| | | "Explorer" | ◆D3TZ 9925622-D R.H. and L.H. | 2 or 4 |
| | | | | |
| TYPE 12 | | | | |
| 16720 | Plate (name) | 1973/ Box | | |
| | | "Ranger" | ◆D6TZ 9925622-B R.H. and L.H. | 2 |
| | | | | |
| TYPE 13 | | | | |
| 16720 | Plate (name) | 1977/ Cab | | |
| | | "XLT" | ◆D7TZ 16720-BD R.H. and L.H. | 2 |
| | | 1973/ Box | | |
| | | "XLT" | ◆D3TZ 9925622-C R.H. and L.H. | 2 |
| TYPE 14 | | | | |
| 16720 | Plate (name) | "Super Camper Special" | ◆D3TZ 16720-W R.H. and L.H. | 2 |
| | | 1974/76 Cab-"From Ser. T00,001" | | |
| | | "Super Camper Special" | ◆D4TZ 16720-D R.H. and L.H. | 2 |
| | | | | |

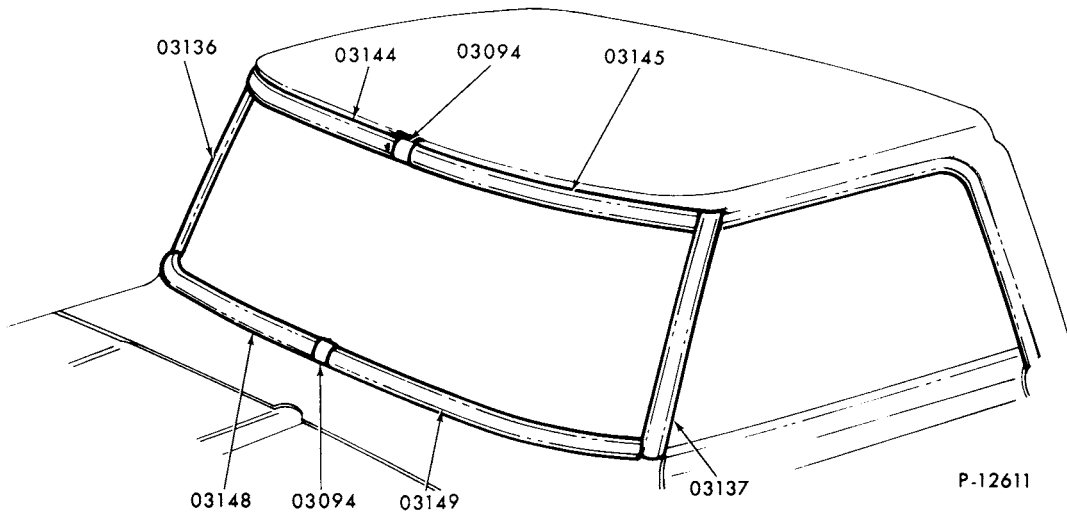
◆ Includes attaching parts



P-14135

1973/ F100/350 -- DOOR EDGE GUARDS

| GROUP NUMBER | PART NAME | DESCRIPTION | PART NUMBER | QTY. |
|--------------|----------------------------------|-----------------------------|---|------|
| 20910 | Moulding kit (door edge guard) | "Regular Cab and Super Cab" | D3TZ 2520910-A | 1 |
| | | "Crew Cab" | D3TZ 2520910-A | 2 |
| 20940-1 | Moulding (front door edge guard) | | (RH) D3TZ 1020940-A (LH) D3TZ 1020941-A | 1 |
| 25510-1 | Moulding (rear door edge guard) | "Crew Cab" | (RH) D3TZ 1020940-A (LH) D3TZ 1020941-A | 1 |



P-12611

1973/77 F100/500 -- WINDSHIELD
"BEFORE SER. 080,001"

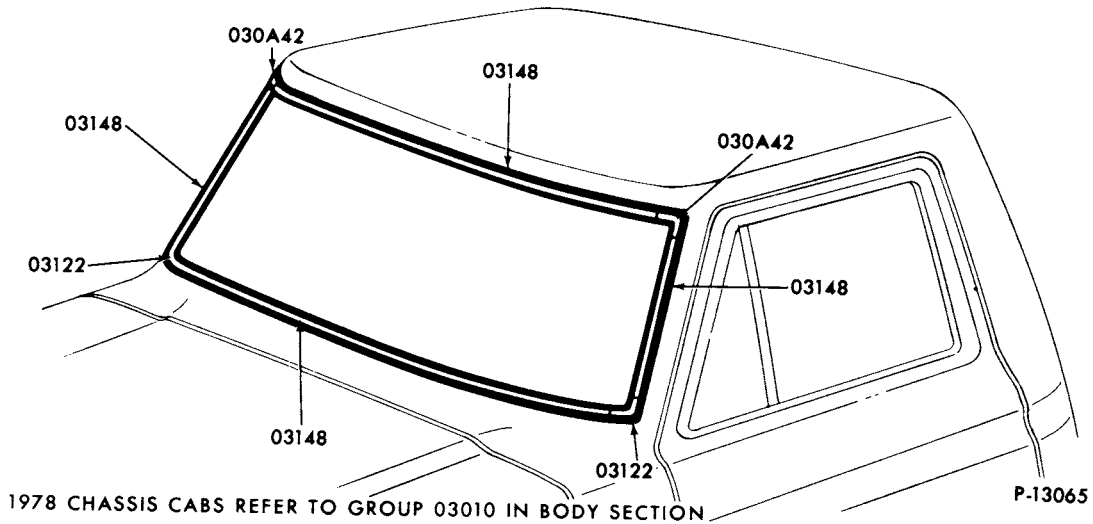
• Includes attaching parts

1973/79
TRUCK SERIES 100/500

EXTERIOR MOULDING SECTION **F** 5

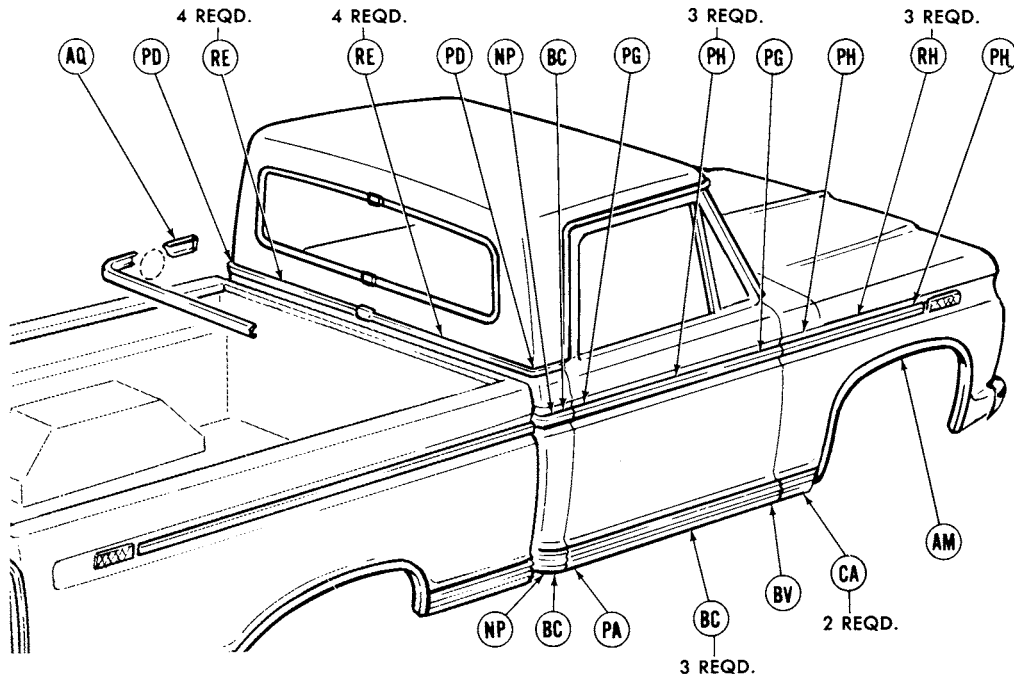
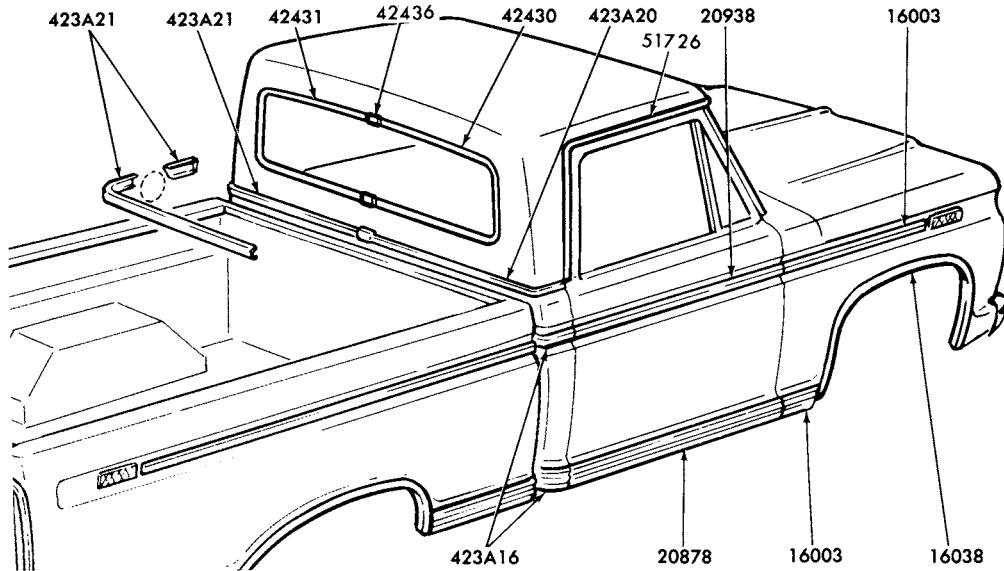
1973/77 F100/500 -- WINDSHIELD - cont'd.
"BEFORE SER. 080,001"

| GROUP NUMBER | PART NAME | DESCRIPTION | PART NUMBER | QTY. |
|--------------|---|-----------------|---|------|
| 03094 | Cover (windshield outside moulding joint) | Upper and lower | C7TZ 8103094-A | 2 |
| 03136-7 | Moulding (windshield outside side) | | (RH) C7TZ 8103136-A (LH) C7TZ 8103137-A | 1 |
| 03144-5 | Moulding (windshield outside top) | | (RH) C7TZ 8103144-B (LH) C7TZ 8103145-B | 1 |
| 03148-9 | Moulding (windshield outside belt) | | (RH) C7TZ 8103148-A (LH) C7TZ 8103149-A | 1 |
| | | | | |
| | | | | |
| | | | | |
| | | | | |



1977/ F100/500 -- WINDSHIELD - "FROM SER. 080,001"
1978 F100/350 (EXC/ CHASSIS CAB)

| GROUP NUMBER | PART NAME | DESCRIPTION | PART NUMBER | QTY. |
|--------------|------------------------------------|--------------------------------|-----------------|------|
| 030A42 | Moulding (windshield upper corner) | Bright | D7TZ 10030A42-A | 2 |
| | | Black | D8TZ 10030A42-A | 2 |
| 03122 | Moulding (windshield lower corner) | Bright | D7TZ 1003122-A | 2 |
| | | Black | D8TZ 1003122-A | 2 |
| 03148 | Moulding (windshield) | Bright-72 3/4" long-cut to fit | D7TZ 1003148-A | AR |
| | | Black-72 3/4" long-cut to fit | D8TZ 1003148-A | AR |
| | | | | |
| | | | | |
| | | | | |
| | | | | |



REFER TO EXTERIOR MOULDING SECTION 'R' FOR COMPLETE RETAILER INFORMATION

P-12530

1973/ F100/500 - REGULAR CAB
CAB MOULDINGS - W/O VINYL INSERTS - UPPER MOULDINGS
and ROCKER PANEL MOULDINGS

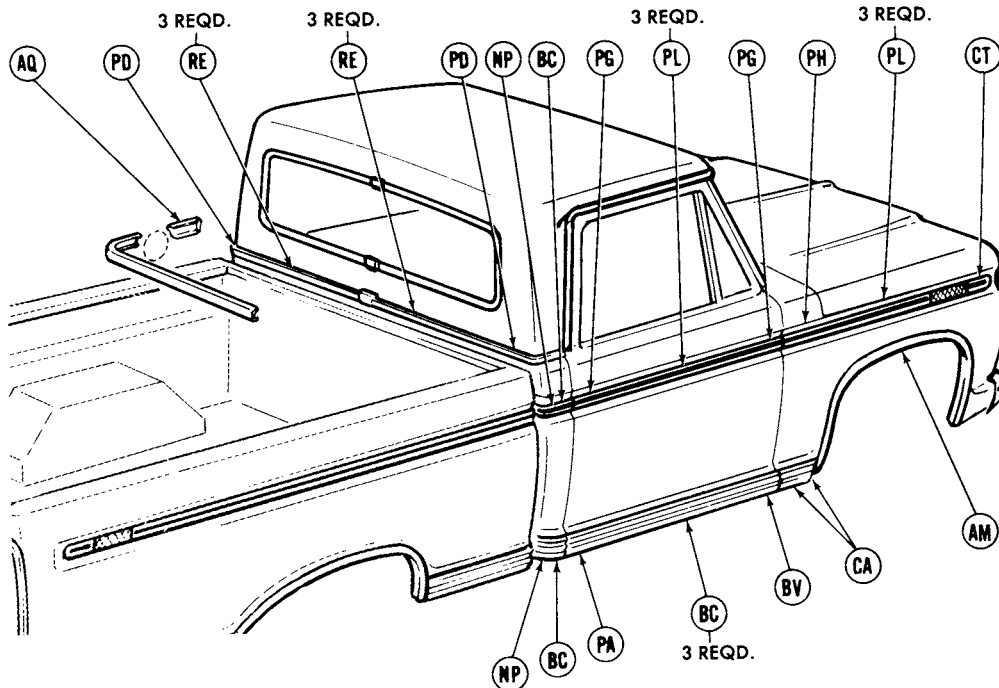
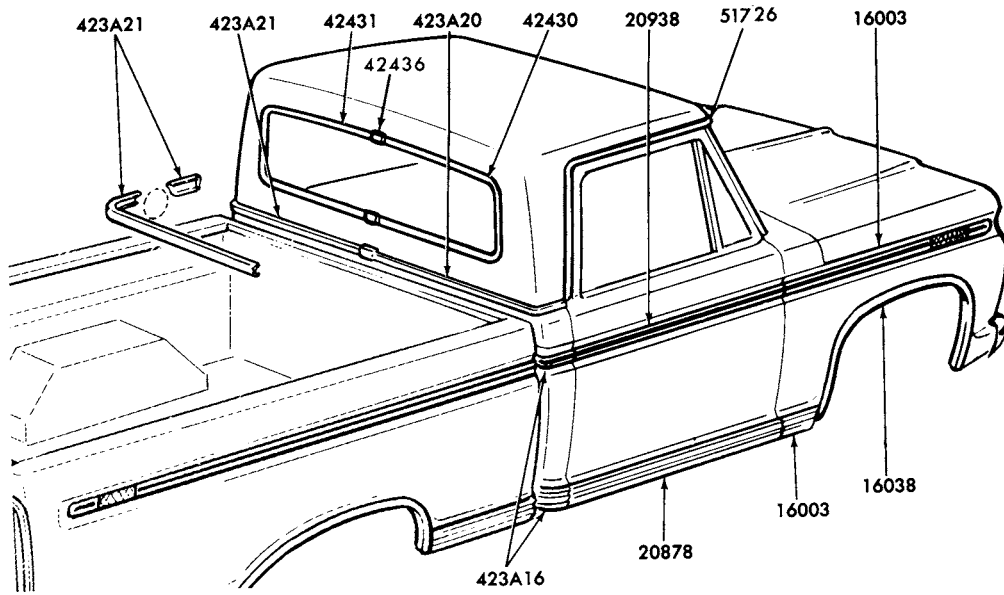
1973/79
TRUCK SERIES 100/500

EXTERIOR MOULDING SECTION **F** ⁷

1973/ F100/500 - REGULAR CAB
CAB MOULDINGS - W/O VINYL INSERTS - UPPER MOULDINGS
and ROCKER PANEL MOULDINGS - cont'd.

| GROUP NUMBER | PART NAME | DESCRIPTION | PART NUMBER | | QTY. |
|--------------|---------------------------------------|--------------------------------------|----------------------|----------------------|------|
| 16003-4 | Moulding (front fender lower) | 1973/ | (RH)♦D3TZ 16003-D | (LH)♦D3TZ 16004-D | 1 |
| 16003-4 | Moulding (front fender upper) | | (RH)♦D3TZ 16003-B | (LH)♦D3TZ 16004-B | 1 |
| 16038-9 | Moulding (front fender wheel opening) | | (RH)♦D8TZ 16038-A | (LH)♦D8TZ 16039-A | 1 |
| 20878-9 | Moulding (front door outside lower) | 1973/ | (RH)♦D4TZ 1020878-A | (LH)♦D4TZ 1020879-A | 1 |
| 20938-9 | Moulding (front door outside upper) | | (RH)♦D3TZ 1020938-A | (LH)♦D3TZ 1020939-A | 1 |
| 423A16-7 | Moulding (back panel side) | Upper-1973-"Before Ser. R80,001" | (RH)♦D3TZ 10423A16-B | (LH)♦D3TZ 10423A17-D | 1 |
| | | Upper-1973/ -"From Ser. R80,001" | (RH)♦D3TZ 10423A16-D | (LH)♦D3TZ 10423A17-D | 1 |
| | | Lower | (RH)♦D3TZ 10423A16-A | (LH)♦D3TZ 10423A17-A | 1 |
| 423A20-1 | Moulding (back belt) | R.H. | ♦D3TZ 10423A20-A | | 1 |
| | | L.H.-front-w/in-cab fuel tank-1973 | ♦D3TZ 25423A21-B | | 1 |
| | | L.H.-rear-w/in-cab fuel tank-1973/77 | ♦D3TZ 25423A21-A | | 1 |
| | | L.H.-w/o in-cab fuel tank | ♦D3TZ 10423A21-A | | 1 |
| 42430-1 | Moulding (back window) | 1973/77-"Before Ser. 080,001" | (RH) D3TZ 1042430-A | (LH) D3TZ 1042431-A | 1 |
| | | 143" long-1977/ -"From Ser.080,001" | D7TZ 1042430-A | | 1 |
| 42436 | Cover (back window moulding) | 1977/ -"From Ser. 080,001" | D7TZ 1042433-A | | 1 |
| 51726-7 | Moulding (roof drip) | | (RH) D3TZ 1051726-A | (LH) D3TZ 1051727-A | 1 |

♦ Includes attaching parts



REFER TO EXTERIOR MOULDING SECTION 'R' FOR COMPLETE RETAINER INFORMATION

P-12528

1973/ F100/350 (incl. SUPER CAMPER) - REGULAR CAB
CAB MOULDINGS - W/VINYL INSERTS - UPPER MOULDING and ROCKER PANEL MOULDINGS

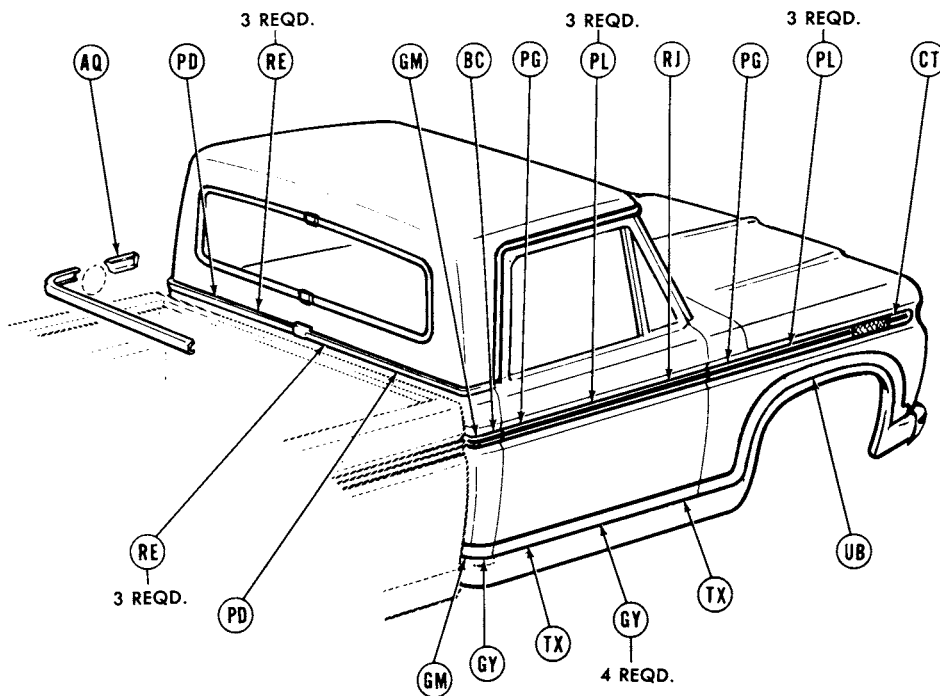
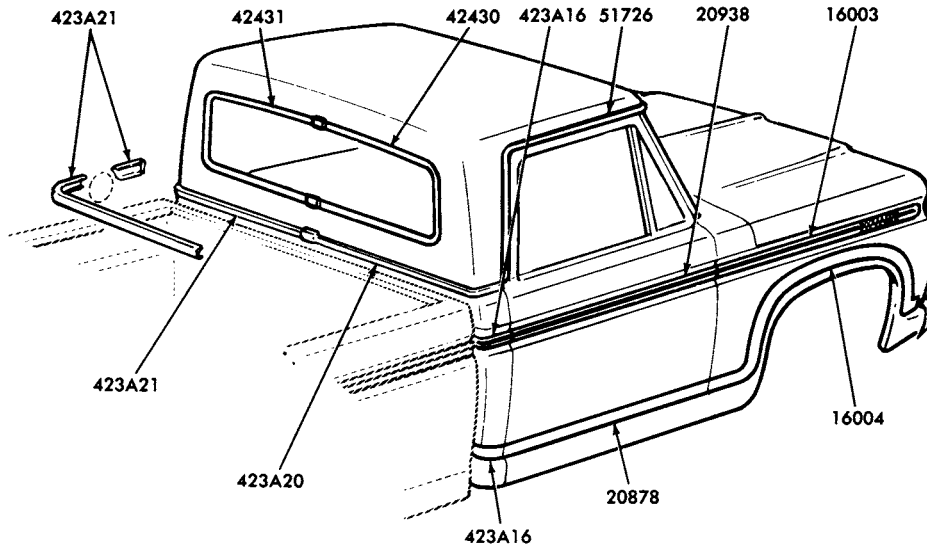
1973/79
TRUCK SERIES 100/500

EXTERIOR MOULDING SECTION **F**⁹

1973/ F100/350 (incl. SUPER CAMPER) - REGULAR CAB
CAB MOULDINGS - W/VINYL INSERTS - UPPER MOULDING and
ROCKER PANEL MOULDINGS - cont'd.

| GROUP NUMBER | PART NAME | DESCRIPTION | PART NUMBER | | QTY. |
|--------------|---------------------------------------|--|----------------------|----------------------|------|
| 16003-4 | Moulding (front fender lower) | 1973/ | (RH)♦D3TZ 16003-D | (LH)♦D3TZ 16004-D | 1 |
| 16003-4 | Moulding (front fender upper) | Black vinyl insert | (RH)♦D3TZ 16003-C | (LH)♦D3TZ 16004-C | 1 |
| | | Brown vinyl insert-1976 | (RH)♦D6TZ 16003-A | (LH)♦D6TZ 16004-A | 1 |
| 16038-9 | Moulding (front fender wheel opening) | | (RH)♦D8TZ 16038-A | (LH)♦D8TZ 16039-A | 1 |
| 20878-9 | Moulding (front door outside lower) | 1973/ | (RH)♦D4TZ 1020878-A | (LH)♦D4TZ 1020879-A | 1 |
| 20938-9 | Moulding (front door outside upper) | Black vinyl insert | (RH)♦D3TZ 1020938-B | (LH)♦D3TZ 1020939-B | 1 |
| | | Brown vinyl insert - 1976 | (RH)♦D6TZ 1020938-A | (LH)♦D6TZ 1020939-A | 1 |
| 423A16-7 | Moulding (back panel side) | Upper -black vinyl insert | (RH)♦D3TZ 10423A16-C | (LH)♦D3TZ 10423A17-C | 1 |
| | | Upper -brown vinyl insert -1976 | (RH)♦D6TZ 10423A16-A | (LH)♦D6TZ 10423A17-A | 1 |
| | | Lower | (RH)♦D3TZ 10423A16-A | (LH)♦D3TZ 10423A17-A | 1 |
| 423A20-1 | Moulding (back belt) | R.H. | ♦D3TZ 10423A20-A | | 1 |
| | | L.H.-w/o in-cab fuel tank | ♦D3TZ 10423A21-A | | 1 |
| | | L.H.-front-w/ in-cab fuel tank - 1973/77 | ♦D3TZ 25423A21-B | | 1 |
| | | L.H.-rear-w/ in-cab fuel tank | ♦D3TZ 25423A21-A | | 1 |
| 42430-1 | Moulding (back window) | 1973/77-"Before Ser. 080,001" | (RH) D3TZ 1042430-A | (LH) D3TZ 1042431-A | 1 |
| | | 143" long- 1973/77-"From Ser.080,001" | D7TZ 1042430-A | | 1 |
| 42436 | Cover (back window moulding) | 1977/ -"From Ser. 080,001" | D7TZ 1042436-A | | 1 |
| 51726-7 | Moulding (roof drip) | | (RH) D3TZ 1051726-A | (LH) D3TZ 1051727-A | 1 |

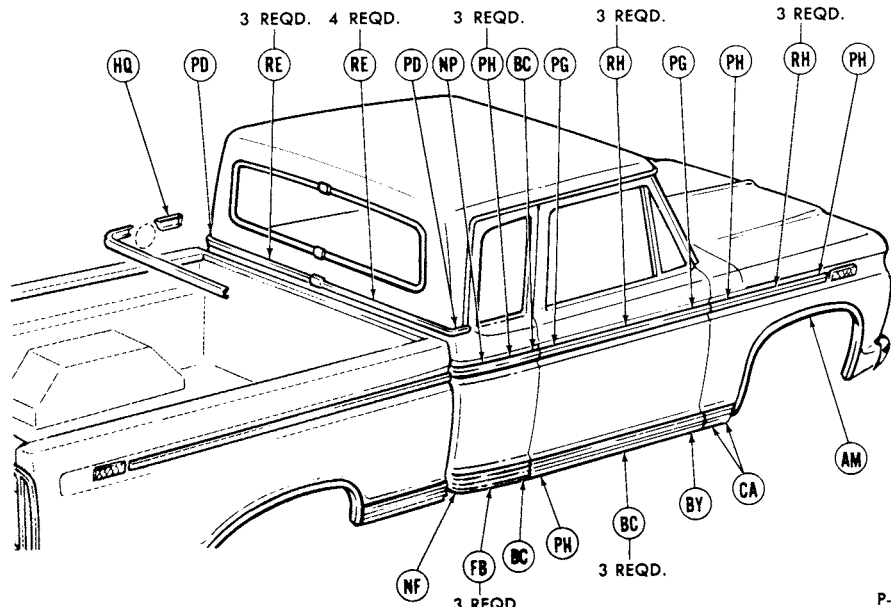
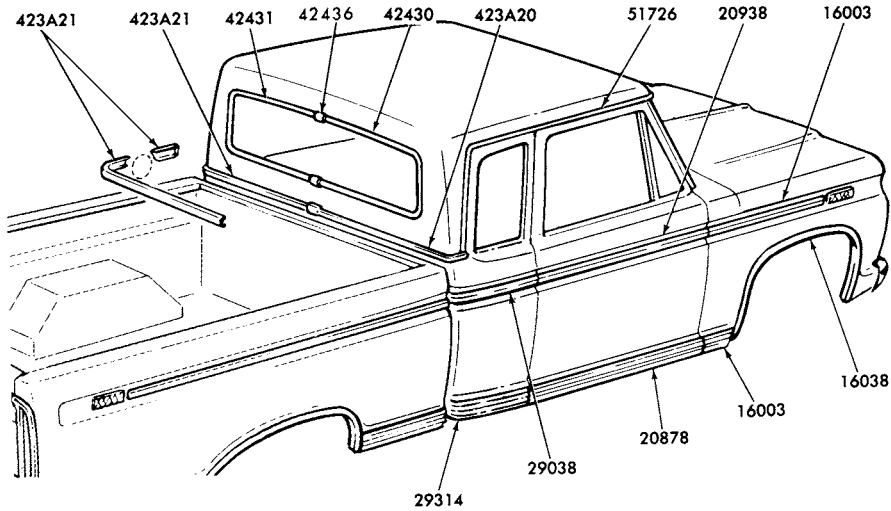
♦ Includes attaching parts



REFER TO EXTERIOR MOULDING SECTION "R" FOR COMPLETE RETAINER INFORMATION

P-13087

1977/ F100/350 - REGULAR CAB
CAB MOULDINGS - UPPER and LOWER - RACE TRACK



REFER TO EXTERIOR MOULDING SECTION 'R' FOR COMPLETE RETAINER INFORMATION

P-12538

1974/ F100/350 - SUPER CAB
CAB MOULDINGS - W/O VINYL INSERTS and W/ROCKER PANEL MOULDINGS

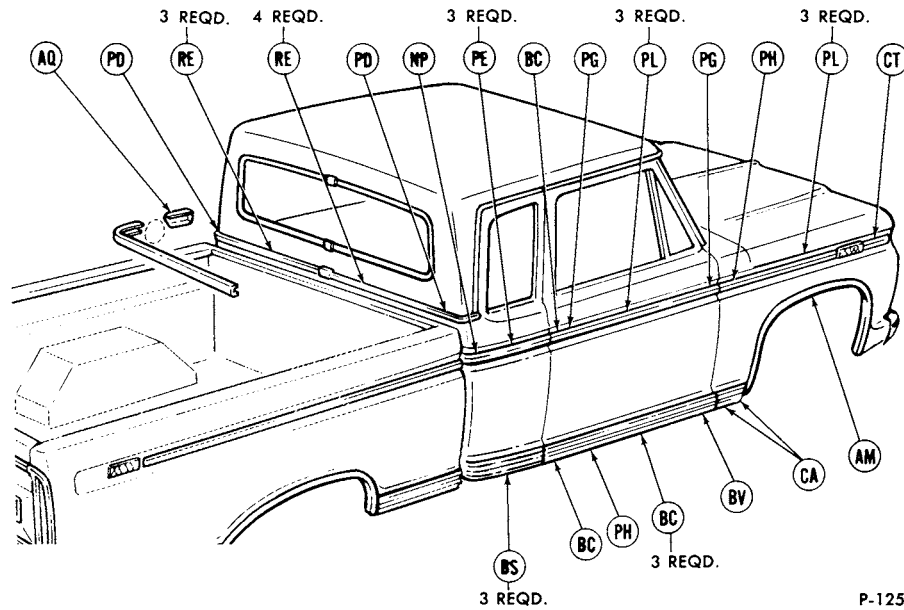
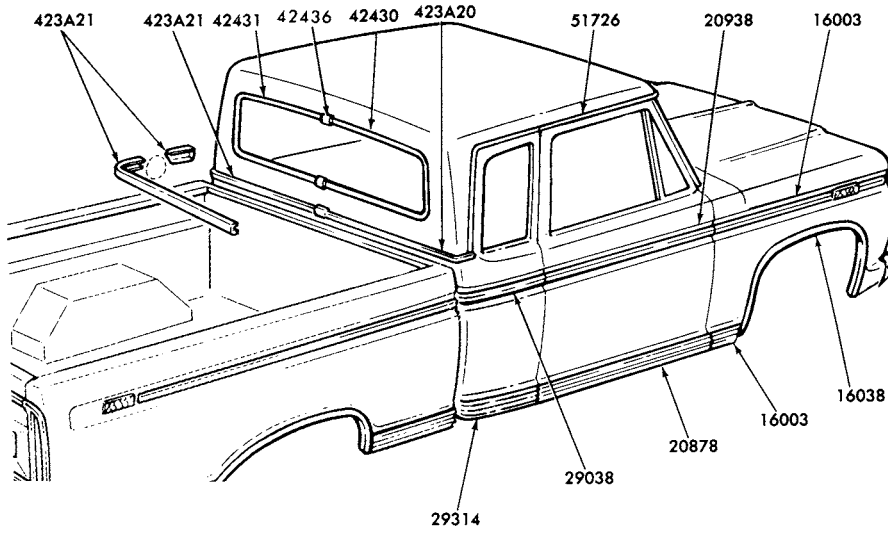
1973/79
TRUCK SERIES 100/500

EXTERIOR MOULDING SECTION **F**¹³

1974/ F100/350 - SUPER CAB
CAB MOULDINGS - W/O VINYL INSERTS and W/ROCKER PANEL MOULDINGS - cont'd.

| GROUP NUMBER | PART NAME | DESCRIPTION | PART NUMBER | | QTY. |
|--------------|---------------------------------------|---------------------------------------|----------------------|----------------------|------|
| 16003-4 | Moulding (front fender lower) | 1973/ | (RH)♦D3TZ 16003-D | (LH)♦D3TZ 16004-D | 1 |
| 16003-4 | Moulding (front fender upper) | | (RH)♦D3TZ 16003-B | (LH)♦D3TZ 16004-B | 1 |
| 16038-9 | Moulding (front fender wheel opening) | | (RH)♦D8TZ 16038-A | (LH)♦D8TZ 16039-A | 1 |
| 20878-9 | Moulding (front door outside lower) | | (RH)♦D4TZ 1020878-A | (LH)♦D4TZ 1020879-A | 1 |
| 20938-9 | Moulding (front door outside upper) | | (RH)♦D3TZ 1020938-A | (LH)♦D3TZ 1020939-A | 1 |
| 29038-9 | Moulding (body side upper) | | (RH)♦D4TZ 1029038-B | (LH)♦D4TZ 1029039-B | 1 |
| 29314-5 | Moulding (body side lower) | 5/16" wide | D4TZ 1029314-A | | 2 |
| | | 3 1/4" wide-incl. paint stripes | (RH)♦D4TZ 1029314-B | (LH)♦D4TZ 1029315-B | 1 |
| 423A20-1 | Moulding (back belt) | | (RH)♦D4TZ 10423A20-A | (LH)♦D4TZ 10423A21-A | 1 |
| 42430-1 | Moulding (back window) | 1973/77-"Before Ser.080,001" | (RH) D3TZ 1042430-A | (LH) D3TZ 1042431-A | 1 |
| | | 143" long- 1977/ - "From Ser.080,001" | D7TZ 1042430-A | | 1 |
| 42436 | Cover (back window moulding) | 1977/ -"From Ser. 080,001" | D7TZ 1042436-A | | 1 |
| 51726-7 | Moulding (roof drip front finish) | | (RH) D4TZ 1051726-A | (LH) D4TZ 1051727-A | 1 |

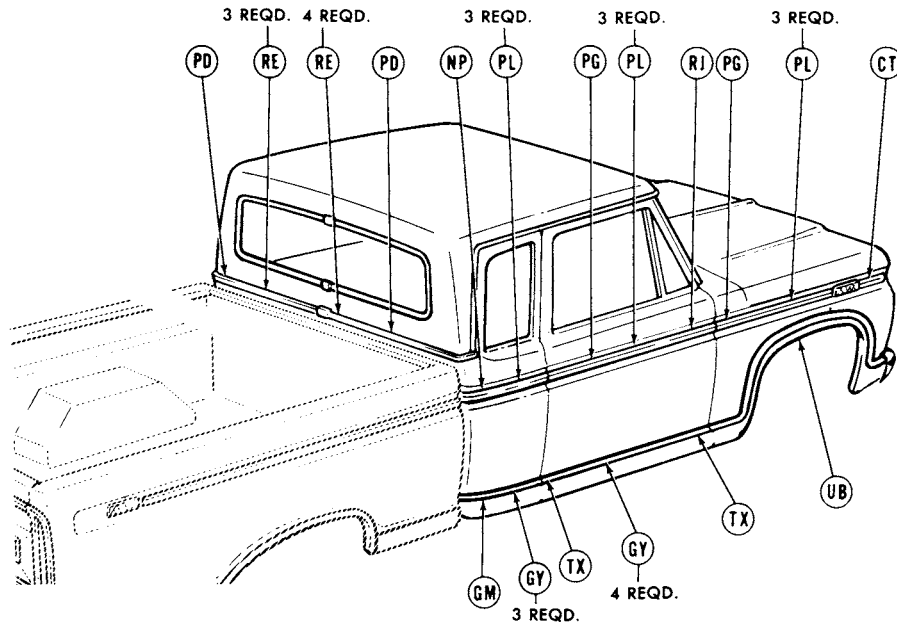
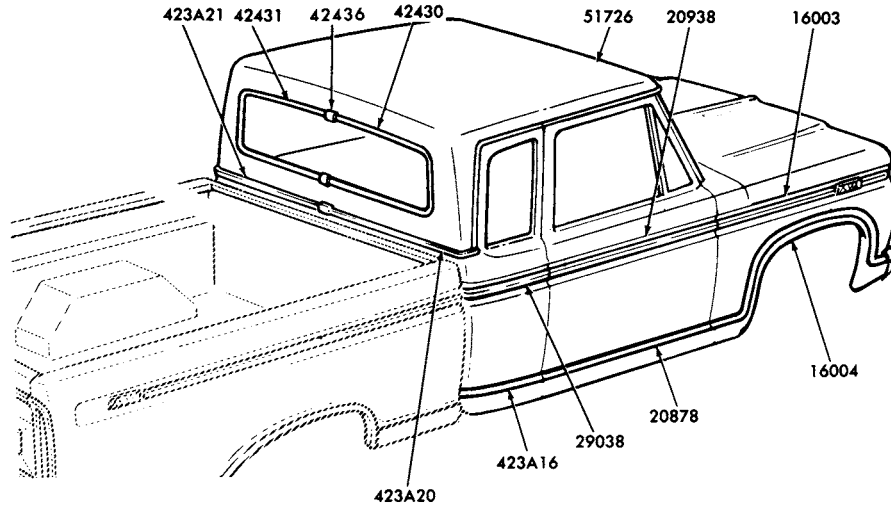
♦ Includes attaching parts



REFER TO EXTERIOR MOULDING SECTION 'R' FOR COMPLETE RETAINER INFORMATION

P-12535

1974/ F100/350 - SUPER CAB
CAB MOULDINGS - W/VINYL INSERTS and ROCKER PANEL MOULDINGS



REFER TO EXTERIOR MOULDING SECTION "R" FOR COMPLETE RETAINER INFORMATION

P-13086

1977/ F100/350 - SUPER CAB
CAB MOULDINGS - UPPER and LOWER - RACE TRACK

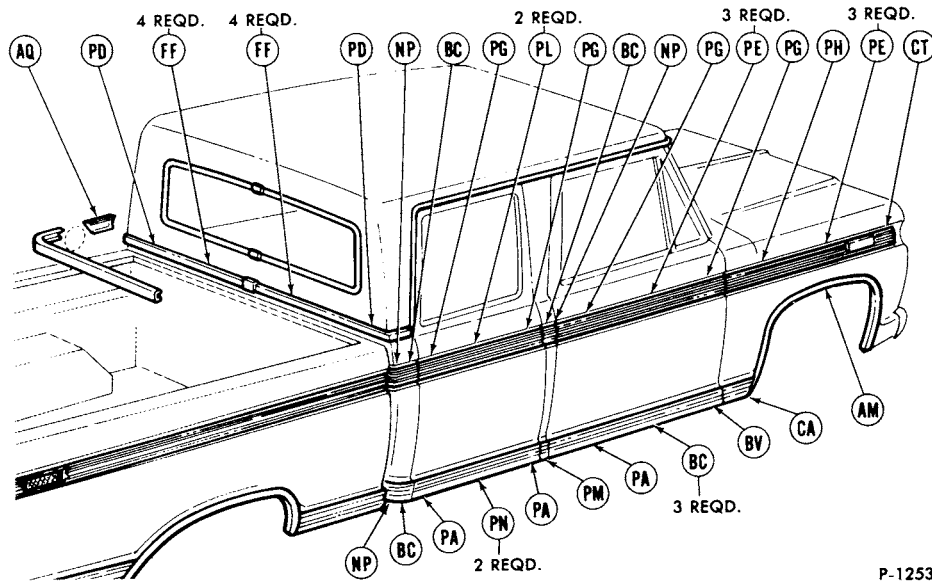
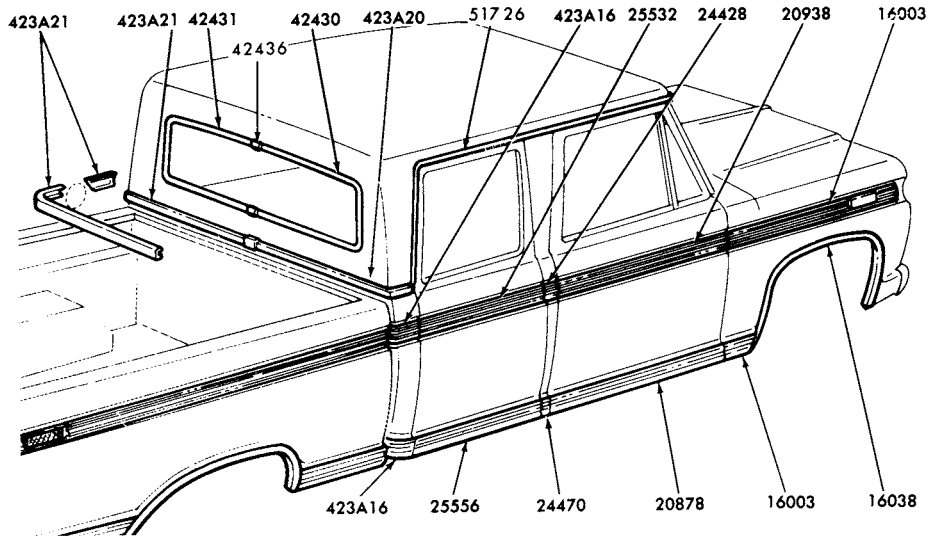
1973/79
TRUCK SERIES 100/500

EXTERIOR MOULDING SECTION **F**¹⁷

1977/ F100/350 - SUPER CAB
CAB MOULDINGS - UPPER and LOWER - RACE TRACK - cont'd.

| GROUP NUMBER | PART NAME | DESCRIPTION | PART NUMBER | | QTY. |
|--------------|-------------------------------------|-----------------------------------|-----------------------|-----------------------|------|
| 16003-4 | Moulding (front fender lower) | Black/bright | (RH)♦D7TZ 16003-AA | (LH)♦D7TZ 16004-AA | 1 |
| 16003-4 | Moulding (front fender upper) | Black vinyl insert | (RH)♦D3TZ 16003-C | (LH)♦D3TZ 16004-C | 1 |
| 20878-9 | Moulding (front door outside lower) | Black/bright-1977/78 | ♦D7TZ 1020878-BA | R.H. and L.H. | 2 |
| 20938-9 | Moulding (front door outside upper) | Black vinyl insert | (RH)♦D3TZ 1020938-B | (LH)♦D3TZ 1020939-B | 1 |
| 29038-9 | Moulding (body side upper) | Black vinyl insert | (RH) D4TZ 1029038-A | (LH) D4TZ 1029039-A | 1 |
| 29314 | Moulding (body side lower) | 5/16" wide-prime | D4TZ 1029314-A | R.H. and L.H. | 2 |
| 423A16-7 | Moulding (body side lower) | Black/bright | (RH)♦D7TZ 13423A16-AA | (LH)♦D7TZ 13423A17-AA | 1 |
| 423A20-1 | Moulding (back belt) | | (RH)♦D3TZ 10423A20-A | (LH)♦D3TZ 10423A21-A | 1 |
| 42430-1 | Moulding (back window) | 1973/77-"Before Ser.080,001" | (RH) D3TZ 1042430-A | (LH) D3TZ 1042431-A | 1 |
| | | 143" long-1977/"From Ser.080,001" | D7TZ 1042430-A | | 1 |
| 42436 | Cover (back window moulding) | 1977/ -"From Ser.080,001" | D7TZ 1042436-A | | 1 |
| 51726-7 | Moulding (roof drip front finish) | | (RH) D4TZ 1051726-A | (LH) D4TZ 1051727-A | 1 |

♦ Includes attaching parts



P-12533

REFER TO EXTERIOR MOULDING SECTION "R" FOR COMPLETE RETAINER INFORMATION

1973/ F250/350 - CREW CAB
CAB MOULDINGS - VINYL INSERT and ROCKER PANEL MOULDINGS

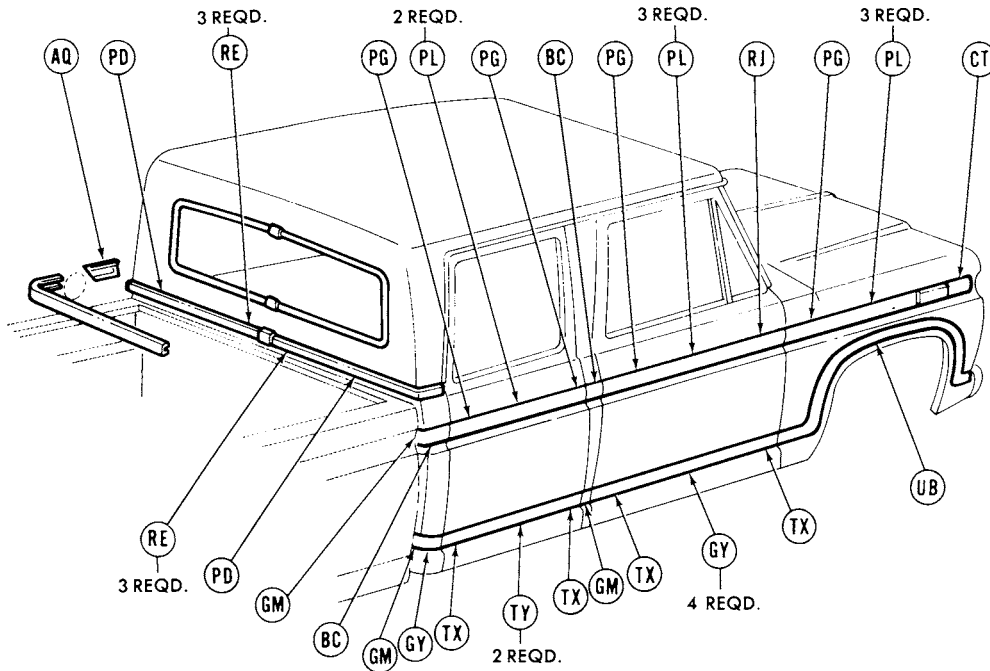
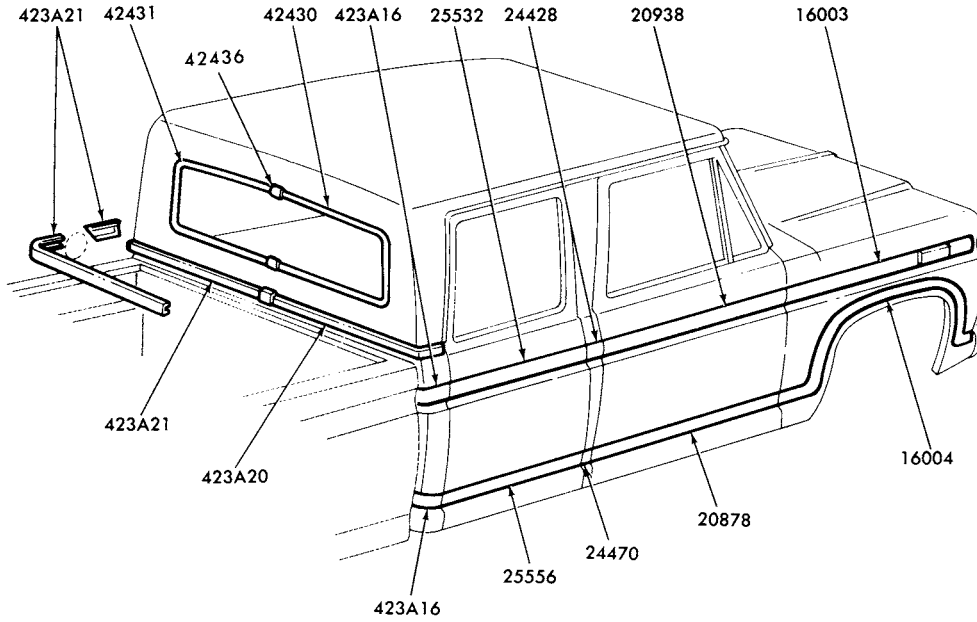
1973/79
TRUCK SERIES 100/500

EXTERIOR MOULDING SECTION **F** 19

1973/ F250/350 - CREW CAB
CAB MOULDINGS - VINYL INSERT and ROCKER PANEL MOULDINGS - cont'd.

| GROUP NUMBER | PART NAME | DESCRIPTION | PART NUMBER | | QTY. |
|--------------|---------------------------------------|--|----------------------|----------------------|------|
| 16003-4 | Moulding (front fender lower) | 1973/ | (RH)♦D3TZ 16003-D | (LH)♦D3TZ 16004-D | 1 |
| 16003-4 | Moulding (front fender upper) | | (RH)♦D3TZ 16003-C | (LH)♦D3TZ 16004-C | 1 |
| 16038-9 | Moulding (front fender wheel opening) | | (RH)♦D8TZ 16038-A | (LH)♦D8TZ 16039-A | 1 |
| 20878-9 | Moulding (front door outside lower) | | (RH)♦D4TZ 1020878-A | (LH)♦D4TZ 1020879-A | 1 |
| 20938-9 | Moulding (front door outside upper) | | (RH)♦D3TZ 1020938-B | (LH)♦D3TZ 1020939-B | 1 |
| 24428 | Moulding (center body pillar upper) | | ♦D4TZ 2524428-A | | 2 |
| 24470 | Moulding (center body pillar lower) | | ♦D4TZ 2524470-A | | 2 |
| 25532 | Moulding (rear door upper) | | ♦D4TZ 2525532-A | | 2 |
| 25556-7 | Moulding (rear door lower) | | (RH)♦D4TZ 2525556-A | (LH)♦D4TZ 2525557-A | 1 |
| 423A16-7 | Moulding (back panel side) | Upper | (RH)♦D3TZ 10423A16-C | (LH)♦D3TZ 10423A17-C | 1 |
| | | Lower | (RH)♦D3TZ 10423A16-A | (LH)♦D3TZ 10423A17-A | 1 |
| 423A20-1 | Moulding (back belt) | R.H. | ♦D3TZ 10423A20-A | | 1 |
| | | L.H.-w/o in-cab fuel tank | ♦D3TZ 10423A21-A | | 1 |
| | | L.H.-front-w/ in-cab fuel tank - 1973/77 | ♦D3TZ 25423A21-B | | 1 |
| | | L.H.-rear-w/ in-cab fuel tank - 1973/77 | ♦D3TZ 25423A21-A | | 1 |
| 42430-1 | Moulding (back window) | 1973/77-"Before Ser. 080,001" | (RH) D3TZ 1042430-A | (LH) D3TZ 1042431-A | 1 |
| | | 143" long-1977/ - "From Ser.080,001" | D7TZ 1042430-A | | 1 |
| 42436 | Cover (back window moulding) | 1977/ -"From Ser. 080,001" | D7TZ 1042436-A | | 1 |
| 51726-7 | Moulding (roof drip side finish) | | (RH) D3TZ 2551726-A | (LH) D3TZ 2551727-A | 1 |

♦ Includes attaching parts



REFER TO EXTERIOR MOULDING SECTION "R" FOR COMPLETE RETAINER INFORMATION

P-13088

1978 F250/350 - CREW CAB
CAB MOULDINGS - UPPER and LOWER - RACE TRACK

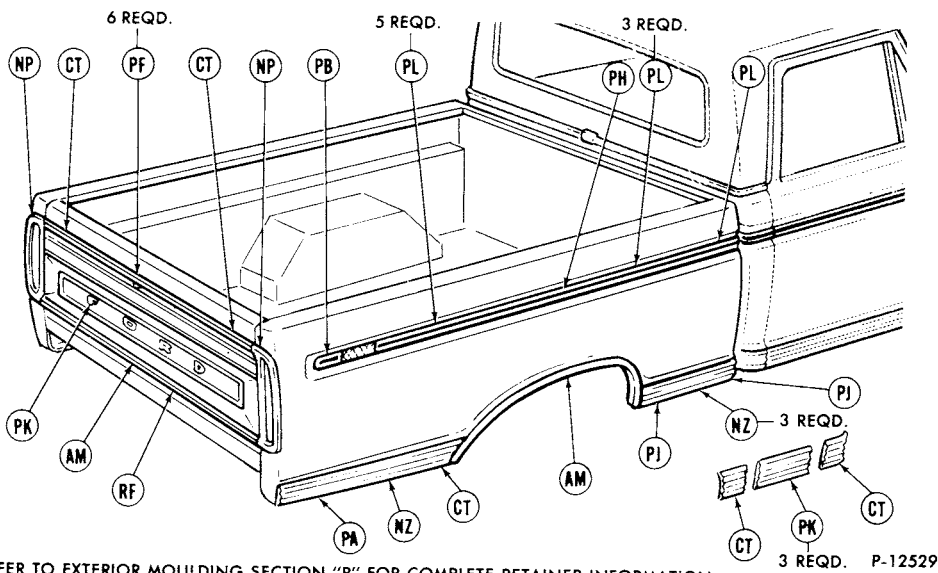
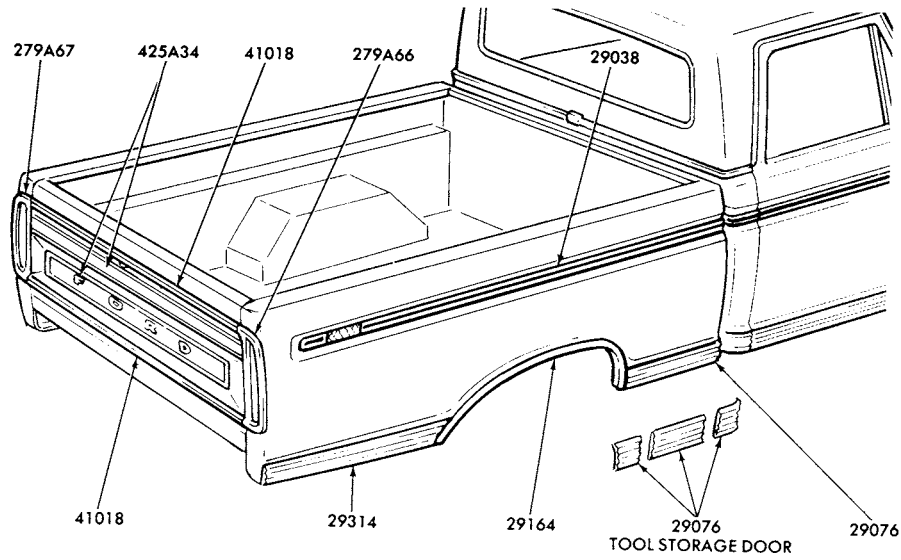
1973/79
TRUCK SERIES 100/500

EXTERIOR MOULDING SECTION **F**²¹

1977/ F250/350 - CREW CAB
CAB MOULDINGS - UPPER and LOWER - RACE TRACK - cont'd.

| GROUP NUMBER | PART NAME | DESCRIPTION | PART NUMBER | | QTY. |
|--------------|-------------------------------------|--------------------------------|-----------------------|-----------------------|------|
| 16003-4 | Moulding (front fender lower) | Black/bright | (RH)♦D7TZ 16003-AA | (LH)♦D7TZ 16004-AA | 1 |
| 16003-4 | Moulding (front fender upper) | Black vinyl insert | (RH)♦D3TZ 16003-C | (LH)♦D3TZ 16004-C | 1 |
| 20878 | Moulding (front door outside lower) | Black/bright | ♦D7TZ 1020878-BA | R.H. and L.H. | 2 |
| 20938-9 | Moulding (front door outside upper) | Black vinyl insert | (RH)♦D3TZ 1020938-B | (LH)♦D3TZ 1020939-B | 1 |
| 24428 | Moulding (center body pillar upper) | Black vinyl insert | ♦D4TZ 2524428-A | | 2 |
| 24470 | Moulding (center body pillar lower) | Black/bright | ♦D7TZ 2524470-AA | R.H. and L.H. | 2 |
| 25532 | Moulding (rear door upper) | Black vinyl insert | D4TZ 2525532-A | | 2 |
| 25556 | Moulding (rear door lower) | Black/bright | ♦D7TZ 2525556-AA | | 2 |
| 423A16-7 | Moulding (back panel side) | Upper-black vinyl insert | (RH)♦D3TZ 10423A16-C | (LH)♦D3TZ 10423A17-C | 1 |
| | | Lower-black/bright | (RH)♦D7TZ 10423A16-AA | (LH)♦D7TZ 10423A17-AA | 1 |
| 423A20-1 | Moulding (back belt) | R.H. | ♦D3TZ 10423A20-A | | 1 |
| | | L.H.-w/o in-cab fuel tank | ♦D3TZ 10423A21-A | | 1 |
| | | L.H.-front-w/ in-cab fuel tank | ♦D3TZ 25423A21-B | | 1 |
| | | L.H.-rear-w/ in-cab fuel tank | ♦D3TZ 25423A21-A | | 1 |
| 42430-1 | Moulding (back window) | 143" long | D7TZ 1042430-A | | 1 |
| 42436 | Cover (back window moulding) | | D7TZ 1042436-A | | 1 |
| 51726-7 | Moulding (roof drip side finish) | | (RH) D3TZ 2551726-A | (LH) D3TZ 2551727-A | 1 |

♦ Includes attaching parts



REFER TO EXTERIOR MOULDING SECTION "R" FOR COMPLETE RETAINER INFORMATION

1973/ F100/350 (exc. SUPER CAMPER)
BOX MOULDINGS - W/VINYL INSERTS and ROCKER PANEL MOULDINGS

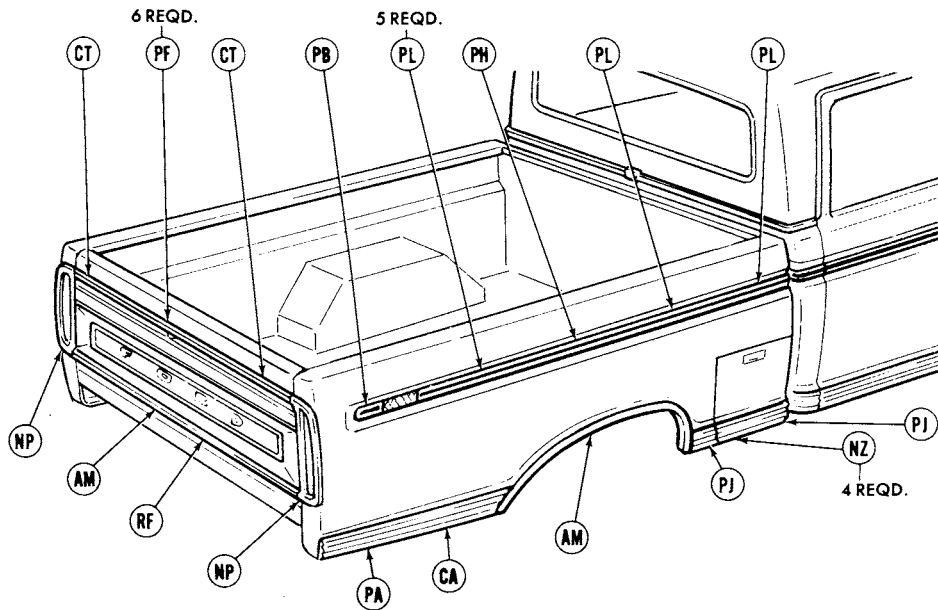
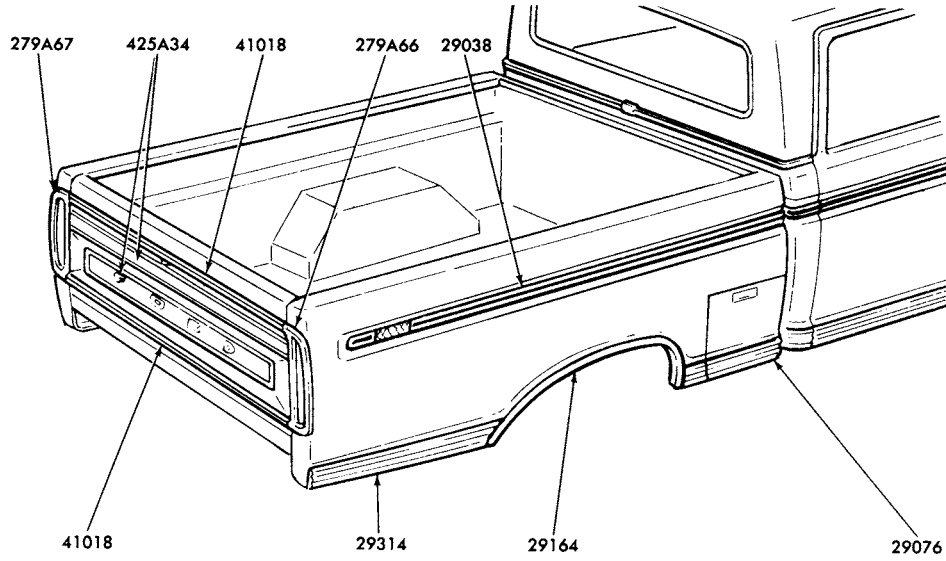
1973/79
TRUCK SERIES 100/500

EXTERIOR MOULDING SECTION **F**

1973/ F100/350 (exc. SUPER CAMPER)
BOX MOULDINGS - W/VINYL INSERTS and ROCKER PANEL MOULDINGS - cont'd.

| GROUP NUMBER | PART NAME | DESCRIPTION | PART NUMBER | QTY. |
|--------------|--|--------------------------------------|---|------|
| 279A66-7 | Moulding (quarter panel tail lamp opening) | | (RH)♦D3TZ 99279A66-A (LH)♦D3TZ 99279A67-A | 1 |
| 29038-9 | Moulding (body side upper) | 6 3/4' box-black vinyl insert | (RH)♦D3TZ 9929038-D (LH)♦D3TZ 9929039-D | 1 |
| | | 6 3/4' box-brown vinyl insert -1976 | (RH)♦D6TZ 9929038-B (LH)♦D6TZ 9929039-B | 1 |
| | | 8' box-black vinyl insert | (RH)♦D3TZ 9929038-C (LH)♦D3TZ 9929039-C | 1 |
| | | 8' box-brown vinyl insert -1976 | (RH)♦D6TZ 9929038-A (LH)♦D6TZ 9929039-A | 1 |
| 29076-7 | Moulding (body side lower front) | R.H.- 6 3/4' box | ♦D3TZ 9929076-C | 1 |
| | | R.H.- 8' box-w/o tool storage compt. | ♦D3TZ 9929076-A | 1 |
| | | R.H.- 8' box-w/tool storage compt. | | |
| | | Front | ♦D3TZ 9929076-E | 1 |
| | | Door | ♦D3TZ 9929076-B | 1 |
| | | Rear | ♦D3TZ 9929076-D | 1 |
| | | L.H.-6 3/4' box | ♦D3TZ 9929077-C | 1 |
| | | L.H.-8' box | ♦D3TZ 9929077-B | 1 |
| 29164-5 | Moulding (body side wheel opening) | | (RH)♦D3TZ 9929164-A (LH)♦D3TZ 9929165-A | 1 |
| 29314-5 | Moulding (body side lower rear) | | (RH)♦D3TZ 9929314-B (LH)♦D3TZ 9929315-B | 1 |
| 41018 | Moulding (tailgate outside) | Upper | ♦D3TZ 9941018-B | 1 |
| | | Lower | ♦D3TZ 9941018-A | 1 |
| 425A34 | Panel (tailgate outside finish) | Center-incl. "FORD" letters | | |
| | | Black | ♦D3TZ 99425A34-A | 1 |
| | | Brown -1976 | ♦D6TZ 99425A34-A | 1 |
| | | Orange-1977/ | ♦D7TZ 99425A34-A | 1 |
| | | Orange/black-1979 | ♦D9TZ 99425A34-B | 1 |
| | | Upper | | |
| | | Black | ♦D3TZ 99425A34-B | 1 |
| | | Brown -1976 | ♦D6TZ 99425A34-B | 1 |

♦ Includes attaching parts



REFER TO EXTERIOR MOULDING SECTION "R" FOR COMPLETE RETAINER INFORMATION

P-12532

1973/ F350 (SUPER CAMPER) - REGULAR CAB
BOX MOULDINGS - W/VINYL INSERTS and ROCKER PANEL MOULDINGS

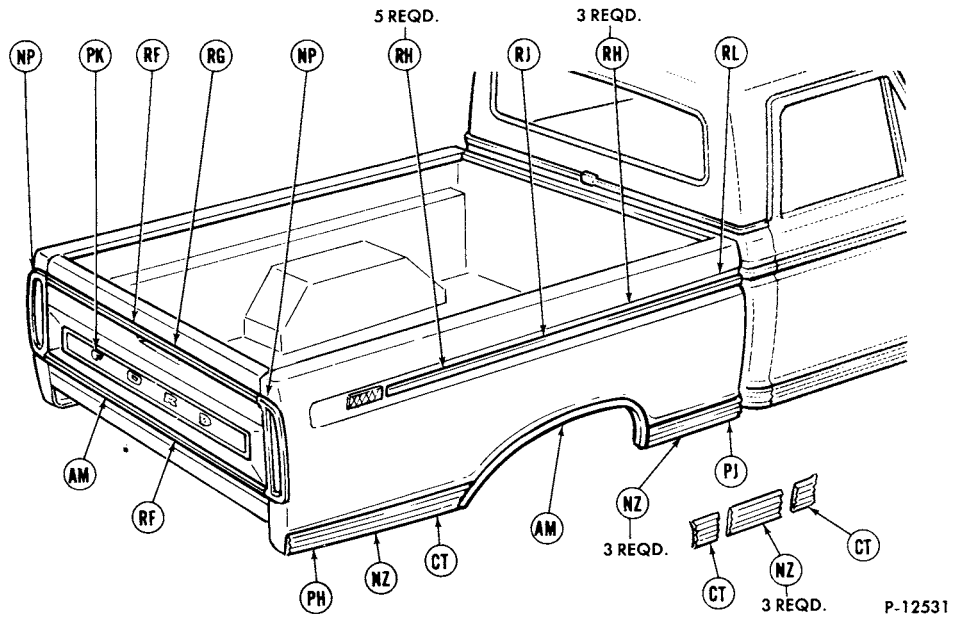
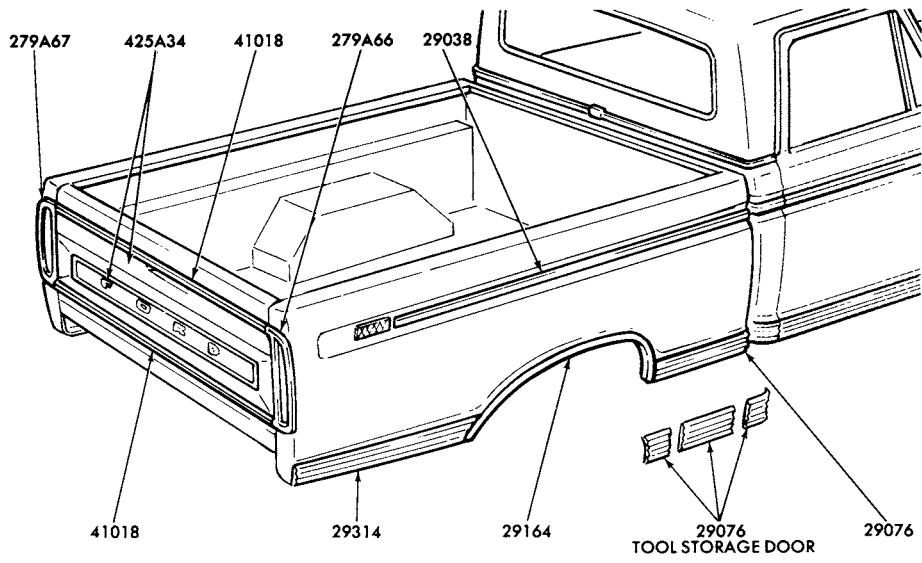
1973/79
TRUCK SERIES 100/500

EXTERIOR MOULDING SECTION **F**

1973/ F350 (SUPER CAMPER) - REGULAR CAB
BOX MOULDINGS - W/VINYL INSERTS and ROCKER PANEL MOULDINGS - cont'd.

| GROUP NUMBER | PART NAME | DESCRIPTION | PART NUMBER | QTY. |
|--------------|--|-----------------------------|---|------|
| 279A66-7 | Moulding (quarter panel tail lamp opening) | | (RH)♦D3TZ 99279A66-A (LH)♦D3TZ 99279A67-A | 1 |
| 29038-9 | Moulding (body side upper) | | (RH)♦D3TZ 9929038-C (LH)♦D3TZ 9929039-C | 1 |
| 29076-7 | Moulding (body side lower front) | R.H.-front | ♦D3TZ 9929076-G | 1 |
| | | R.H.-rear | ♦D3TZ 9929076-F | 1 |
| | | L.H. | ♦D3TZ 9929077-A | 1 |
| 29164-5 | Moulding (body side wheel opening) | | (RH)♦D3TZ 9929164-B (LH)♦D3TZ 9929165-B | 1 |
| 29314-5 | Moulding (body side lower rear) | | (RH)♦D3TZ 9929314-A (LH)♦D3TZ 9929315-A | 1 |
| 41018 | Moulding (tailgate outside) | Upper | ♦D3TZ 9941018-B | 1 |
| | | Lower | ♦D3TZ 9941018-A | 1 |
| 425A34 | Panel (tailgate outside finish) | Center-incl. "FORD" letters | | 1 |
| | | Black -1973/ | ♦D3TZ 99425A34-A | 1 |
| | | Brown- 1976 | ♦D6TZ 99425A34-A | 1 |
| | | Orange-1977/ | ♦D7TZ 99425A34-A | 1 |
| | | Orange/black -1979 | ♦D9TZ 99425A34-B | 1 |
| | | Upper | | 1 |
| | | Black -1973/ | ♦D3TZ 99425A34-B | 1 |
| Brown-1976 | ♦D6TZ 99425A34-B | 1 | | |

♦ Includes attaching parts



REFER TO EXTERIOR MOULDING SECTION "R" FOR COMPLETE RETAINER INFORMATION

1973/ F100/350 (exc. SUPER CAMPER) - ALL CABS
BOX MOULDINGS - W/O VINYL INSERTS and W/ROCKER PANEL MOULDINGS

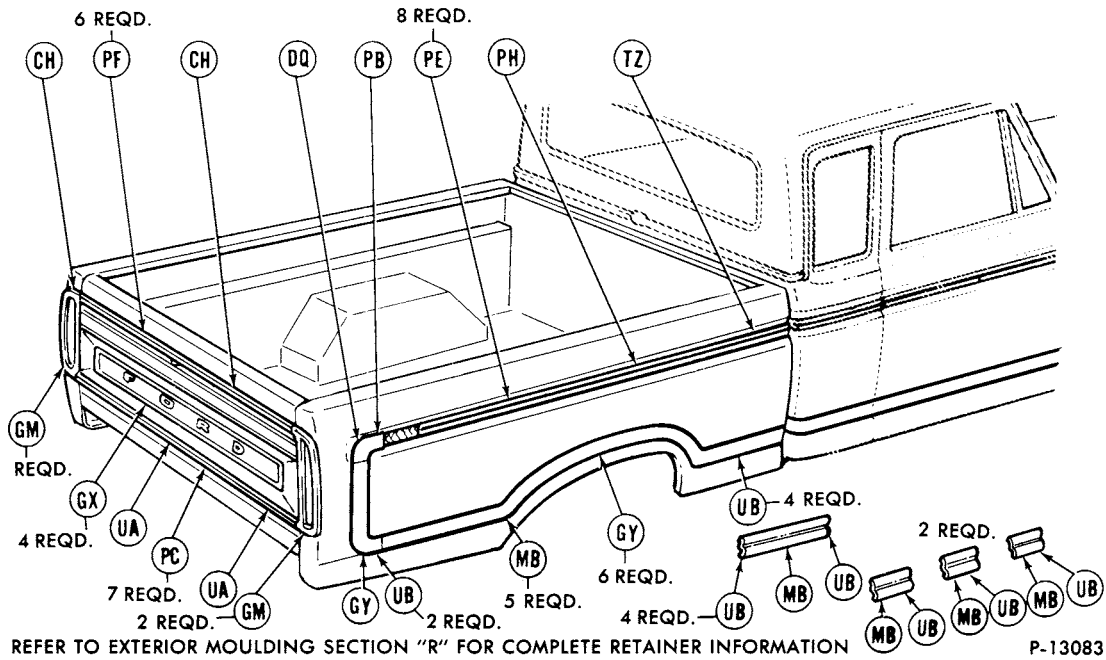
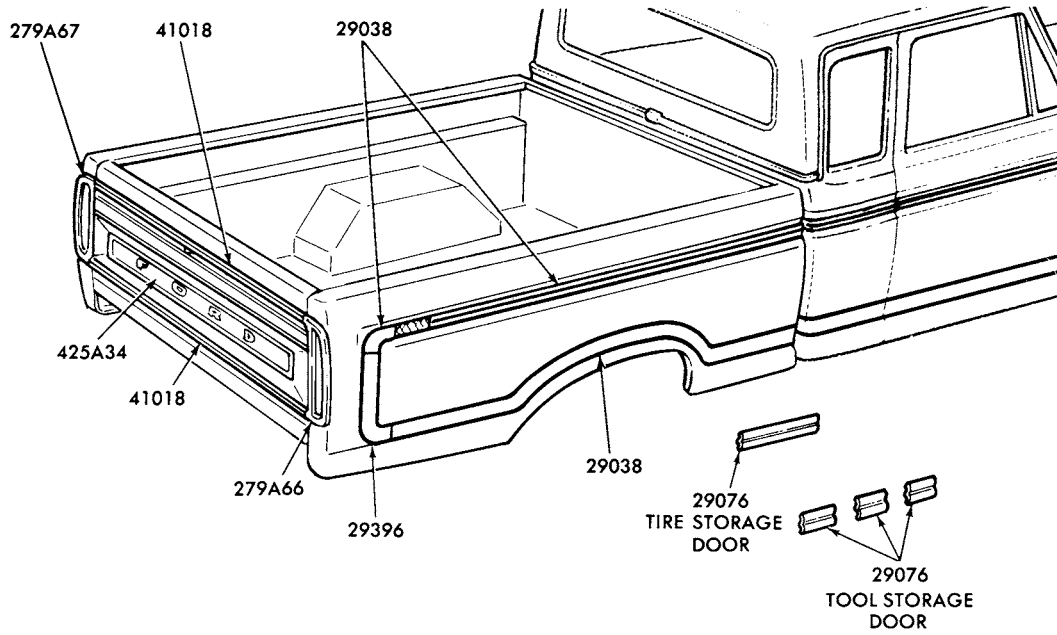
1973/79
TRUCK SERIES 100/500

EXTERIOR MOULDING SECTION **F**

1973/ F100/350 (exc. SUPER CAMPER) - ALL CABS
BOX MOULDINGS - W/O VINYL INSERTS and W/ROCKER PANEL MOULDINGS - cont'd.

| GROUP NUMBER | PART NAME | DESCRIPTION | PART NUMBER | QTY. |
|--------------|--|--|---|------|
| 279A66-7 | Moulding (quarter panel tail lamp opening) | | (RH)♦D3TZ 99279A66-A (LH)♦D3TZ 99279A67-A | 1 |
| 29038 | Moulding (body side upper) | 6 3/4' box | ♦D3TZ 9929038-F | 2 |
| | | 8' box | ♦D3TZ 9929038-E | 2 |
| 29076-7 | Moulding (body side lower front) | R.H.- 6 3/4' box | ♦D3TZ 9929076-C | 1 |
| | | R.H.- 8' box- w/o tool storage compt. | ♦D3TZ 9929076-A | 1 |
| | | R.H.- 8' box- w/tool storage compt. Front | ♦D3TZ 9929076-E | 1 |
| | | Door | ♦D3TZ 9929076-B | 1 |
| | | Rear | ♦D3TZ 9929076-D | 1 |
| | | L.H.- 6 3/4' box | ♦D3TZ 9929077-C | 1 |
| | | L.H.- 8' box | ♦D3TZ 9929077-B | 1 |
| 29164-5 | Moulding (body side wheel opening) | | (RH)♦D3TZ 9929164-A (LH)♦D3TZ 9929165-A | 1 |
| 29314-5 | Moulding (body side lower rear) | | (RH)♦D3TZ 9929314-B (LH)♦D3TZ 9929315-B | 1 |
| 41018 | Moulding (tailgate outside) | Upper | ♦D3TZ 9941018-B | 1 |
| | | Lower | ♦D3TZ 9941018-A | 1 |
| 425A34 | Panel (tailgate outside finish) | Center-incl. "FORD" letters | | 1 |
| | | Black -1973/ | ♦D3TZ 99425A34-A | 1 |
| | | Brown -1976 | ♦D6TZ 99425A34-A | 1 |
| | | Orange -1977/ | ♦D7TZ 99425A34-A | 1 |
| | | Orange/black-1979 | ♦D9TZ 99425A34-B | 1 |
| | | Upper | | |
| | | Black -1973/ | ♦D3TZ 99425A34-B | 1 |
| | | Brown-1976 | ♦D6TZ 99425A34-B | 1 |

♦ Includes attaching parts



REFER TO EXTERIOR MOULDING SECTION "R" FOR COMPLETE RETAINER INFORMATION

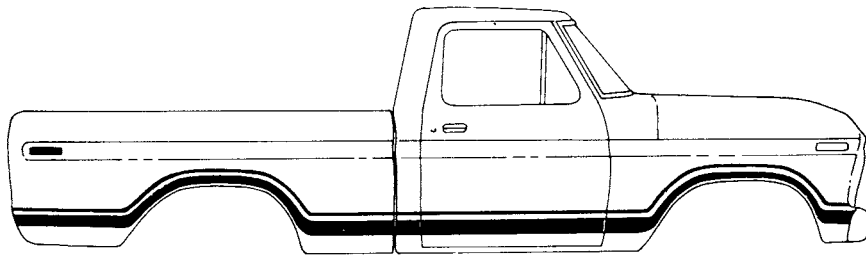
1973/79
TRUCK SERIES 100/500

EXTERIOR MOULDING SECTION F 29


1977/ F100/350 - BOX MOULDINGS - UPPER and LOWER - RACE TRACK - cont'd.

| GROUP NUMBER | PART NAME | DESCRIPTION | PART NUMBER | QTY. |
|--------------|--|--|---|------|
| 279A66-7 | Moulding (quarter panel tail lamp opening) | | (RH)♦D3TZ 99279A66-A (LH)♦D3TZ 99279A67-A | 1 |
| 29038-9 | Moulding (body side) | Upper | | |
| | | 6 3/4' box-black vinyl insert | (RH)♦D7TZ 9929038-FA (LH)♦D7TZ 9929039-FA | 1 |
| | | 8' box-black vinyl insert | (RH)♦D7TZ 9929038-EA (LH)♦D7TZ 9929039-EA | 1 |
| | | Lower | | |
| | | 6 3/4' box-black/bright | (RH)♦D7TZ 9929038-BA (LH)♦D7TZ 9929039-BA | 1 |
| | | 8' box-black/bright-w/o tool storage except 140" W/B | (RH)♦D7TZ 9929038-AA (LH)♦D7TZ 9929039-AA | 1 |
| | | 8' box-black/bright-w/tool storage except 140" W/B | (RH)♦D7TZ 9929038-DA (LH)♦D7TZ 9929039-AA | 1 |
| 29076 | Moulding (body side lower)--w/tool storage compartment | On box-black/bright | ♦D7TZ 9929076-AA R.H. | 1 |
| | | On door-front-black/bright | ♦D7TZ 9929076-BA R.H. | 1 |
| | | On door-rear-black/bright | ♦D7TZ 9929076-CA R.H. | 1 |
| 29076 | Moulding (body side lower)--w/spare wheel cover | On door-black/bright | ♦D7TZ 9929076-EA R.H. | 1 |
| 29396-7 | Moulding (body side rear) | Black/bright | (RH)♦D7TZ 9929396-AA (LH)♦D7TZ 9929397-AA | 1 |
| 41018 | Moulding (tailgate outside) | Upper | ♦D3TZ 9941018-B | 1 |
| | | Lower | ♦D3TZ 9941018-A | 1 |
| 425A34 | Panel (tailgate outside finish) | Center-incl. "FORD" letters | | |
| | | Black | ♦D3TZ 99425A34-A | 1 |
| | | Brown | ♦D6TZ 99425A34-A | 1 |
| | | Orange | ♦D7TZ 99425A34-A | 1 |
| | | Orange/black-1979 | ♦D9TZ 99425A34-B | 1 |
| | | Upper | | |
| | | Black | ♦D3TZ 99425A34-B | 1 |
| Brown | ♦D6TZ 99425A34-B | 1 | | |


♦ Includes attaching parts




TYPE 1



TYPE 2

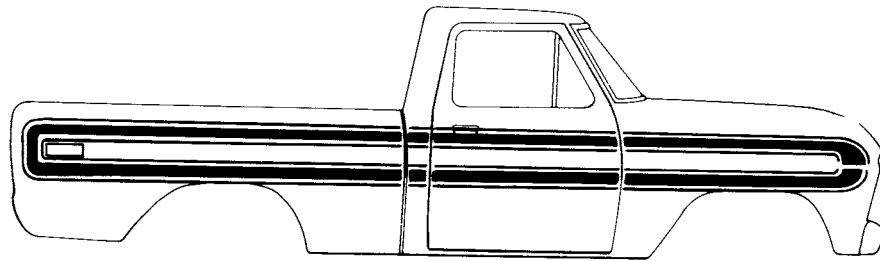


TYPE 3

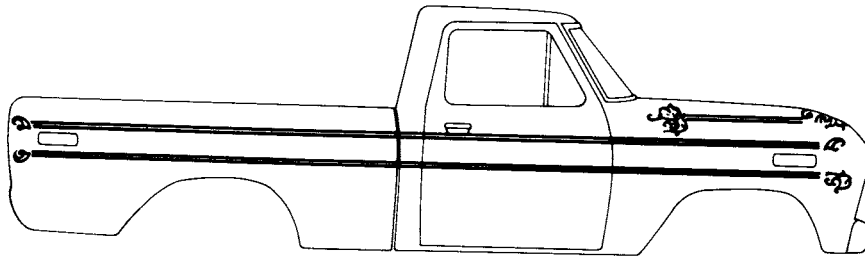


TYPE 4

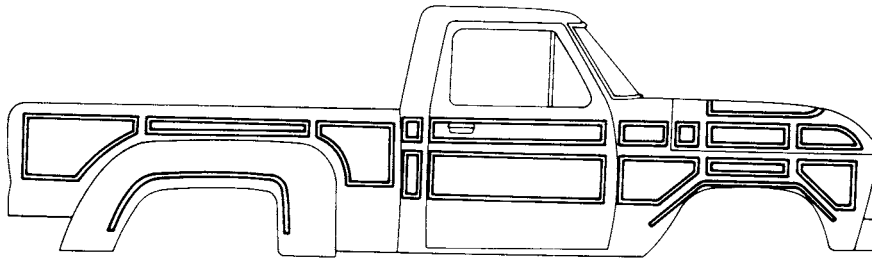
P-12782



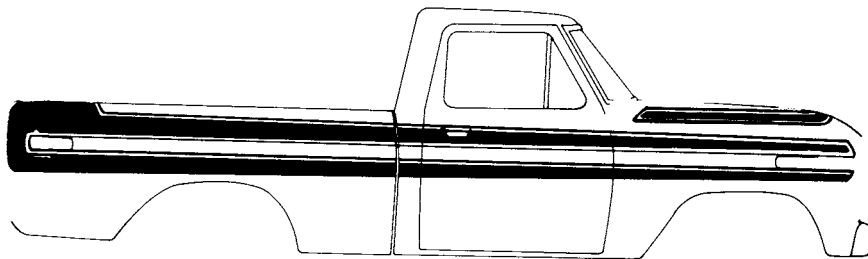
TYPE 5



TYPE 6




TYPE 7




TYPE 8

P-12910


1973/ F100/350 - STRIPES - cont'd.



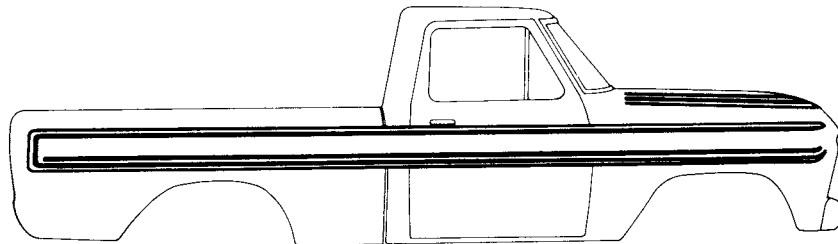
TYPE 9



TYPE 10

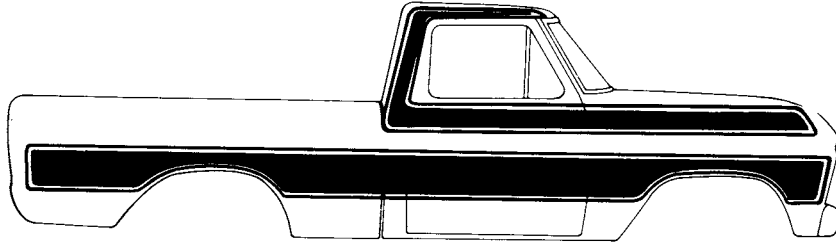


TYPE 11

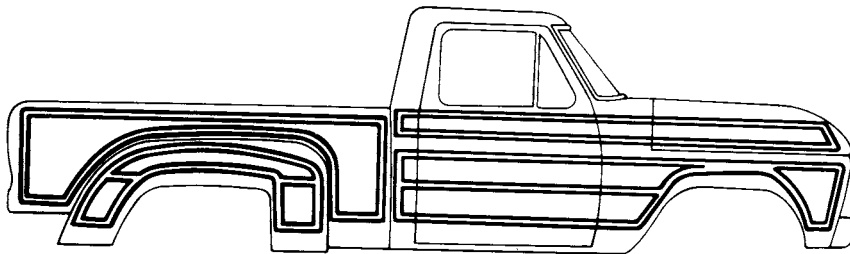


TYPE 12

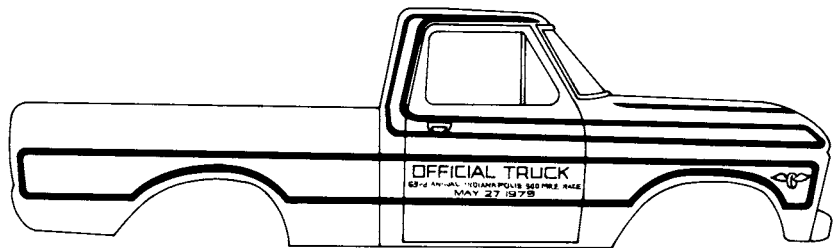
P-13459



TYPE 13



TYPE 14



TYPE 15

P-14799

1973/ F100/350 - STRIPES - cont'd.

1973/79
TRUCK SERIES 100/500

1973/ F100/350 - STRIPES - cont'd.

| GROUP NUMBER | PART NAME | DESCRIPTION | PART NUMBER | QTY. |
|--|------------------------|---|----------------|------|
| TYPE 1 REGULAR CAB | | | | |
| 20000 | Stripe kit (body side) | Complete vehicle- dual stripe | | |
| | | -black (1973) | D3TZ 1020000-K | 1 |
| | | -white (1973) | D3TZ 1020000-G | 1 |
| | | Complete vehicle- triple stripe | | |
| | | -black (1974) | D4TZ 1020000-A | 1 |
| | | -white (1974) | D4TZ 1020000-B | 1 |
| TYPE 2 "EXPLORER" REGULAR CAB and SUPER CAB | | | | |
| 20000 | Stripe kit (body side) | Complete vehicle- cut to fit- | | |
| | | -black (1975) | D5TZ 1320000-E | 1 |
| | | -orange (1975) | D5TZ 1320000-D | 1 |
| | | -white (1975) | D5TZ 1320000-B | 1 |
| | | -yellow (1975) | D5TZ 1320000-C | 1 |
| TYPE 3 CREW CAB | | | | |
| 20000 | Stripe kit (body side) | Complete cab-exc. center body pillar and rear door | D5TZ 1320000-A | 1 |
| | | -white-1975/76 | | |
| | | Center body pillar and rear door only | D6TZ 2520000-A | 2 |
| | | -white-1975/76 | | |
| | | 6 3/4' box- complete-white- 1975/76 | D5TZ 9920000-D | 1 |
| | | 8' box-w/tool storage compt.- complete-white- 1975/76 | D5TZ 9920000-B | 1 |
| | | 8' box-w/o tool storage compt.- complete-white- 1975/76 | D5TZ 9920000-C | 1 |
| TYPE 3 REGULAR CAB | | | | |
| 20000 | Stripe kit (body side) | Complete cab-white | D5TZ 1020000-E | 1 |
| | | 6 3/4' box- complete-white- 1974/76 | D5TZ 9920000-D | 1 |
| | | 8' box-140" W/B- complete-white- 1975/76 | D5TZ 9920000-A | 1 |
| | | 8' box-133" W/B- w/tool storage compt.-complete- white-1975/76 | D5TZ 9920000-B | 1 |
| | | 8' box-133" W/B- w/o tool storage compt.-complete- white-1975/76 | D5TZ 9920000-C | 1 |

**1973/79
TRUCK SERIES 100/500**

EXTERIOR MOULDING SECTION **F** 35

1973/ F100/350 - STRIPES - cont'd.

| GROUP NUMBER | PART NAME | DESCRIPTION | PART NUMBER | QTY. | | |
|-------------------------------|------------------------|--|-----------------|----------------|-----------------|---|
| TYPE 3 SUPER CAB | | | | | | |
| 20000 | Stripe kit (body side) | Complete cab-white | D5TZ 1320000-A | 1 | | |
| | | 6 3/4' box-complete-white-1975/76 | D5TZ 9920000-D | 1 | | |
| | | 8' box-w/tool storage compt.-complete-white-1975/76 | D5TZ 9920000-B | 1 | | |
| | | 8' box-w/o tool storage compt.-complete-white-1975/76 | D5TZ 9920000-C | 1 | | |
| TYPE 4 CREW CAB | | | | | | |
| 20000 | Stripe kit (body side) | Complete vehicle exc. center body pillar and rear door | | | | |
| | | -black (1973/79) | D5TZ 1020000-K | 1 | | |
| | | -green (1973/79) | D3TZ 1020000-P | 1 | | |
| | | -orange (1975) | D5TZ 1020000-J | 1 | | |
| | | -red(1979) | D9TZ 1020000-AD | 1 | | |
| | | -white (1973/79) | D5TZ 1020000-H | 1 | | |
| | | -yellow (1973/74) | D3TZ 1020000-N | 1 | | |
| 20000 | Stripe kit (body side) | Center body pillar and rear door only | | | | |
| | | -black (1973/79) | D3TZ 2520000-A | 1 | | |
| | | -green (1973/74) | D3TZ 2520000-E | 1 | | |
| | | -orange (1973/79) | D3TZ 2520000-D | 1 | | |
| | | -red (1979) | D9TZ 1020000-AD | 1 | | |
| | | -white (1973/79) | D3TZ 2520000-B | 1 | | |
| | | -yellow (1973/74) | D3TZ 2520000-C | 1 | | |
| | | -yellow (1979) | D9TZ 1020000-AV | 1 | | |
| TYPE 4 REGULAR CAB | | | | | | |
| 20000 | Stripe kit (body side) | F100/350-complete vehicle- | | | | |
| | | -black (1973/79) | D5TZ 1020000-K | 1 | | |
| | | -blue (1975/79) | D5TZ 1020000-G | 1 | | |
| | | -green (1973/74) | D3TZ 1020000-P | 1 | | |
| | | -jade (1977/79) | D7TZ 1020000-A | 1 | | |
| | | -lime (1975) | D5TZ 1020000-C | 1 | | |
| | | -lime (1976/79) | D5TZ 1020000-F | 1 | | |
| | | -orange (1975/) | D5TZ 1020000-J | 1 | | |
| | | -red(1979) | D9TZ 1020000-AD | 1 | | |
| | | -white (1973/79) | D5TZ 1020000-H | 1 | | |
| | | -yellow (1973/74) | D3TZ 1020000-N | 1 | | |
| | | | | -yellow (1979) | D9TZ 1020000-AV | 1 |

1973/ F100/350 - STRIPES - cont'd.

| GROUP NUMBER | PART NAME | DESCRIPTION | PART NUMBER | QTY. |
|---|------------------------|----------------------|--------------------------------|------|
| TYPE 4 SUPER CAB | | | | |
| 20000 | Stripe kit (body side) | Complete vehicle- | | |
| | | -black (1974) | D4TZ 1320000-E | 1 |
| | | -green (1974) | D4TZ 1320000-A | 1 |
| | | -orange (1974) | D5TZ 1020000-J | 1 |
| | | -white (1974) | D5TZ 1320000-H | 1 |
| | | -yellow (1974) | *D4TZ 1320000-D - not replaced | 1 |
| TYPE 5 REGULAR CAB - except "EXPLORER" | | | | |
| 20000 | Stripe kit (body side) | Complete cab- | | |
| | | -blue/orange (1979) | D9TZ 1020000-CB | 1 |
| | | -red/orange (1979) | D9TZ 1020000-CD | 1 |
| | | -sand/orange (1979) | D9TZ 1020000-CL | 1 |
| | | -white/orange (1979) | D9TZ 1020000-CW | 1 |
| | | Complete box- | | |
| | | w/aux. fuel tank - | | |
| | | "Before Ser.DJ0000" | | |
| | | -blue/orange (1979) | D9TZ 9920000-LB | 1 |
| | | -red/orange (1979) | D9TZ 9920000-LD | 1 |
| | | -sand/orange (1979) | D9TZ 9920000-LL | 1 |
| | | -white/orange (1979) | D9TZ 9920000-LW | 1 |
| | | "From Ser.DJ0000" | | |
| | | -blue/orange | D9TZ 9920000-NB | 1 |
| | | -red/orange | D9TZ 9920000-ND | 1 |
| | | -sand/orange | D9TZ 9920000-NL | 1 |
| | | -white/orange | D9TZ 9920000-NW | 1 |
| | | Complete box-w/o | | |
| | | aux. fuel tank- | | |
| | | "Before Ser.DJ0000" | | |
| | | -blue/orange (1979) | D9TZ 9920000-MB | 1 |
| | | -red/orange (1979) | D9TZ 9920000-MD | 1 |
| | | -sand/orange (1979) | D9TZ 9920000-ML | 1 |
| | | -white/orange (1979) | D9TZ 9920000-MW | 1 |
| "From Ser.DJ0000" | | | | |
| -blue/orange(1979) | D9TZ 9920000-PB | 1 | | |
| -red/orange(1979) | D9TZ 9920000-PD | 1 | | |
| -sand/orange (1979) | D9TZ 9920000-PL | 1 | | |
| -white/orange(1979) | D9TZ 9920000-PW | 1 | | |

**1973/79
TRUCK SERIES 100/500**

EXTERIOR MOULDING SECTION **F** 37

1973/ F100/350 - STRIPES - cont'd.

| GROUP NUMBER | PART NAME | DESCRIPTION | PART NUMBER | QTY. |
|---|------------------------|---|------------------|------|
| TYPE 5 | | | | |
| "EXPLORER" REGULAR CAB 116" and 133" W/B | | | | |
| 20000 | Stripe kit (body side) | Consists of die cut sections for fender, hood, door upper, quarter panel rear, and back panel | | |
| | | -black (1976) | ◆D6TZ 1020000-N | 1 |
| | | -tan (1976) | ◆D6TZ 1020000-T | 1 |
| | | -white (1976) | ◆D6TZ 1020000-U | 1 |
| | | Upper-2" wide x 25' roll | | |
| | | -black (1976) | ◆D6TZ 1020000-A | AR |
| | | -tan (1976) | ◆D6TZ 1020000-E | AR |
| | | -white (1976) | ◆D6TZ 1020000-F | AR |
| | | Lower-3" wide x 25' roll | | |
| | | -black (1976) | ◆D6TZ 1020000-G | AR |
| -tan (1976) | ◆D6TZ 1020000-L | AR | | |
| -white (1976) | ◆D6TZ 1020000-M | AR | | |
| TYPE 5 | | | | |
| "EXPLORER" REGULAR CAB 140" W/B | | | | |
| 20000 | Stripe kit (body side) | Consists of complete cab and die cut sections and box except upper box stripe | | |
| | | -black (1976) | ◆D6TZ 1020000-AB | 1 |
| | | -tan (1976) | ◆D6TZ 1020000-AF | 1 |
| | | -white (1976) | ◆D6TZ 1020000-AG | 1 |
| | | Upper-2" wide x 25' roll | | |
| | | -black (1976) | ◆D6TZ 1020000-A | AR |
| | | -tan (1976) | ◆D6TZ 1020000-E | AR |
| -white (1976) | ◆D6TZ 1020000-F | AR | | |
| TYPE 5 | | | | |
| "EXPLORER" SUPER CAB 136" and 155" W/B | | | | |
| 20000 | Stripe kit (body side) | Consists of die cut sections for fender, hood, door upper, quarter panel rear, and back panel | | |
| | | -black (1976) | ◆D6TZ 1020000-V | 1 |
| | | -tan | ◆D6TZ 1020000-Z | 1 |
| | | -white | ◆D6TZ 1020000-AA | 1 |
| | | Upper-2" wide x 25' roll | | |
| | | -black (1976) | ◆D6TZ 1020000-A | AR |
| | | -tan | ◆D6TZ 1020000-E | AR |
| | | -white | ◆D6TZ 1020000-F | AR |
| | | Lower-3" wide x 25' roll | | |
| | | -black (1976) | ◆D6TZ 1020000-G | AR |
| -tan | ◆D6TZ 1020000-L | AR | | |
| -white | ◆D6TZ 1020000-M | AR | | |

◆ Includes attaching parts

October, 1979

COPYRIGHT © 1979

FORD MOTOR COMPANY

— DEARBORN, MICHIGAN

NEW ISSUE

1973/79
TRUCK SERIES 100/500

1973/ F100/350 - STRIPES - cont'd.

| GROUP NUMBER | PART NAME | DESCRIPTION | PART NUMBER | QTY. |
|--|--------------------------|--|------------------|------|
| TYPE 6 REGULAR CAB | | | | |
| 20000 | Stripe kit | Consists of scroll ends, hood, fender and quarter panel rear -brown (1976/77) | ◆D6TZ 1020000-AH | 1 |
| | | Bulk tape- 3/4" x 25' roll -brown (1976/77) | ◆D6TZ 1020000-AJ | AR |
| TYPE 7 REGULAR CAB W/Flare Side - 6 3/4" Box | | | | |
| 20000 | Stripe kit | Consists of hood, tailgate and body side-complete -black(1976/78) | D6TZ 8320000-AA | 1 |
| | | -gold(1976/78) | D6TZ 8320000-AY | 1 |
| | | -white | D6TZ 8320000-AW | 1 |
| TYPE 8 "EXPLORER" REGULAR and SUPER CAB | | | | |
| 20000 | Stripe kit | Consists of hood, fender and door-upper and lower -blue(1977) | D7TZ 1020000-AB | 1 |
| | | -red(1977) | D7TZ 1020000-AD | 1 |
| | | -tan(1977) | D7TZ 1020000-AU | 1 |
| | | -white (1977) | D7TZ 1020000-AW | 1 |
| 20000 | Stripe kit | Consists of back panel upper and lower -blue(1977) | D7TZ 1320000-AB | 1 |
| | | -red (1977) | D7TZ 1320000-AD | 1 |
| | | -tan (1977) | D7TZ 1320000-AU | 1 |
| | | -white (1977) | D7TZ 1320000-AW | 1 |
| 20000 | Stripe kit | Consists of box side upper and lower-complete -blue(1977) | D7TZ 9920000-AB | 1 |
| | | -red (1977) | D7TZ 9920000-AD | 1 |
| | | -tan (1977) | D7TZ 9920000-AU | 1 |
| | | -white (1977) | D7TZ 9920000-AW | 1 |
| TYPE 9 REGULAR CAB | | | | |
| 20000 | Stripe kit (multi color) | Cab-complete -yellow/orange/ plum/light/dark red (1977/79) | D7TZ 1020000-CV | 1 |
| | | 6 ft. box-complete -yellow/orange/ plum/light/dark red (1977/79) | D7TZ 9920000-CV | 1 |
| | | 8 ft. box-complete -yellow/orange/ plum/light/dark red (1977/79) | D7TZ 9920000-EV | 1 |

**1973/79
TRUCK SERIES 100/500**

EXTERIOR MOULDING SECTION F

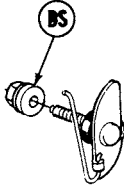
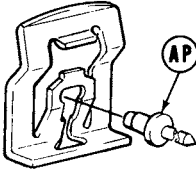
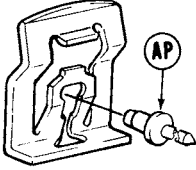

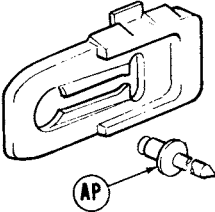

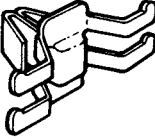


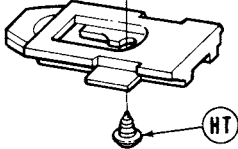


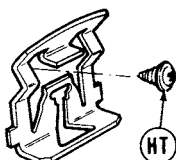


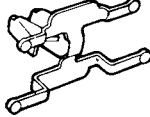
1973/ F100/350 - STRIPES - cont'd.

| GROUP NUMBER | PART NAME | DESCRIPTION | PART NUMBER | QTY. |
|--|---|---|----------------|------|
| TYPE 10 REGULAR CAB and SUPER CAB | | | | |
| 20000 | Stripe kit (body side)- Bicentennial | Complete cab- black/blue/gold/ red/white-1976 | D6TZ 1320000-A | 1 |
| | | 6 3/4' box-complete- black/blue/gold/ red/white-1976 | D6TZ 9920000-C | 1 |
| | | 8' box-w/tool storage compt.- complete - black/ blue/gold/red/ white-1976 | D6TZ 9920000-A | 1 |
| | | 8' box-w/o tool storage compt.- complete-black/ blue/gold/red/ white-1976 | D6TZ 9920000-B | 1 |
| | | | | |
| | | | | |

| TYPE 11 "EXPLORER" REGULAR and SUPER CAB | | | | |
|---|------------------------|--|-----------------|---|
| 20000 | Stripe kit (body side) | Consists of hood, fender, door and back panel | | |
| | | -chamois/orange (1978) | D8TZ 1320000-AT | 1 |
| | | -chartruse/green (1978) | D8TZ 1320000-AG | 1 |
| | | -silver/black (1978) | D8TZ 1320000-AP | 1 |
| | | 6 ft. box-complete | | |
| | | -chamois/orange (1978) | D8TZ 9920000-AT | 1 |
| | | -chartruse/green (1978) | D8TZ 9920000-AG | 1 |
| | | -silver/black (1978) | D8TZ 9920000-AP | 1 |
| | | 8 ft. box-complete Regular Cab- 133" W/B Super Cab-155" W/B | | |
| | | -chamois/orange (1978) | D8TZ 9920000-BT | 1 |
| | | -chartruse/green (1978) | D8TZ 9920000-BG | 1 |
| | | -silver/black (1978) | D8TZ 9920000-BP | 1 |
| | | Box-complete Camper Special- 140" W/B | | |
| | | -chamois/orange (1978) | D8TZ 9920000-ET | 1 |
| -chartruse/green (1978) | D8TZ 9920000-EG | 1 | | |
| -silver/black (1978) | D8TZ 9920000-EP | 1 | | |
| | | | | |
| | | | | |
| | | | | |
| | | | | |
| | | | | |

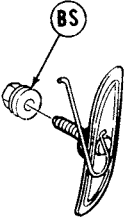
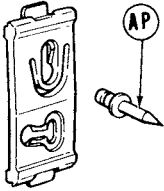
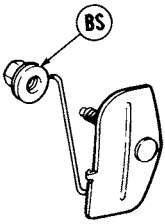
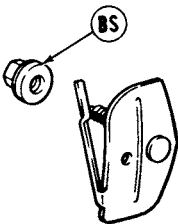


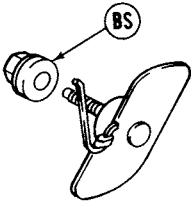
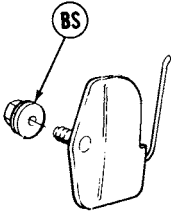
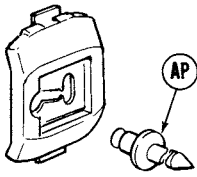



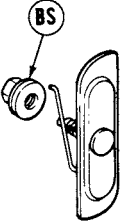
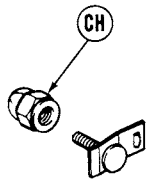
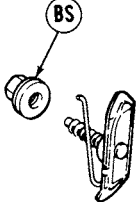
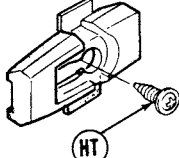
1973/ F100/350 - STRIPES - cont'd.

| GROUP NUMBER | PART NAME | DESCRIPTION | PART NUMBER | QTY. |
|----------------------------------|-----------------|---|-----------------|------|
| TYPE 13 REGULAR CAB | | | | |
| 20000 | Stripe kit | Partial cab- Consists of hood, cowl, door and corner panel upper | | |
| | | -yellow, black and orange red | D9TZ 1020000-EV | 1 |
| | | Partial cab- Consists of fender, door and corner panel lower | | |
| | | -yellow, black and orange red | D9TZ 1020000-FV | 1 |
| | | 6 ft. box w/o aux. fuel tank | | |
| | | -yellow, black and orange red | D9TZ 9920000-CV | 1 |
| | | 6 ft. box w/aux. fuel tank | | |
| | | -yellow, black and orange red | D9TZ 9920000-DV | 1 |
| | | 8 ft. box w/o aux. fuel tank | | |
| -yellow, black and orange red | D9TZ 9920000-AV | 1 | | |
| 8 ft. box w/aux. fuel tank | | | | |
| -yellow, black and orange red | D9TZ 9920000-BV | 1 | | |
| TYPE 14 REGULAR CAB | | | | |
| 20000 | Stripe kit | W/Flare side- Consists of complete box and and cab | | |
| | | -black | D9TZ 1020000-AA | 1 |
| | | -orange | D9TZ 1020000-AC | 1 |
| | | -white | D9TZ 1020000-AW | 1 |
| TYPE 15 REGULAR CAB | | | | |
| 20000 | Stripe kit | Emblem (frt. fender) and Indy 500 I.D. on door | | |
| | | -orange/black | D9TZ 1020000-RA | 1 |
| | | Less fender emblem and Indy 500 I.D. Cab and 6 ft. box | | |
| | | -orange/red/ black | D9TZ 9920000-NA | 1 |
| | | Cab and 8 ft. box | | |
| | | -orange/red/ black | D9TZ 9920000-PA | 1 |

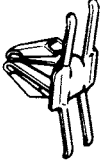

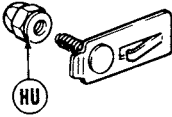
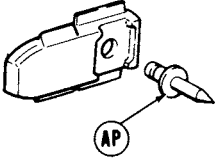


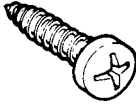
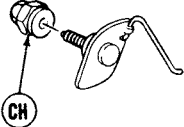



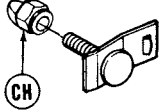

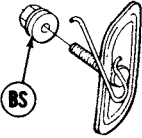
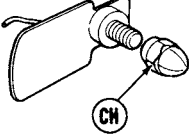
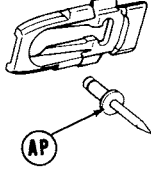
| | | | |
|---|---|--|--|
| <p>(AA)</p>  <p>C8MY 71407A12-A</p> | <p>(AB)</p>  <p>★ D1AZ 6542413-A R/B D1AZ 6542413-B</p> | <p>(AC)</p>  <p>D1AZ 6542413-B</p> | <p>(AD)</p>  <p>370494-S (XX-86)</p> |
| <p>(AE)</p>  <p>C8AZ 63423B06-A</p> | <p>(AF)</p>  <p>D3AZ 65517B76-A</p> | <p>(AG)</p>  <p>D3MY 6529033-A</p> | <p>(AH)</p>  <p>D3AZ 53424B02-A</p> |
| <p>(AJ)</p>  <p>DOG Y 16A076-A</p> | <p>(AK)</p>  <p>D1MY 6540248-B</p> | <p>(AL)</p>  <p>D3MY 65424B02-A</p> | <p>(AM)</p>  <p>38 4439-S (UU-89-CB)</p> |
| <p>(AN)</p>  <p>★ C8AZ 6342413-A R/B D1AZ 6542413-B</p> | <p>(AP)</p>  <p>383229-S (SS-44-E)</p> | <p>(AQ)</p>  <p>375890-S (MM-222-A)</p> | <p>(AR)</p>  <p>D2OZ 53423B06-A</p> |

P-11677

1973/ MOULDING RETAINERS

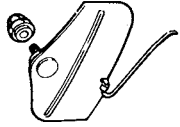
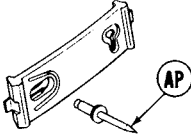
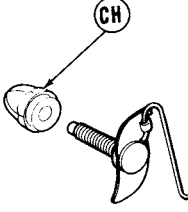
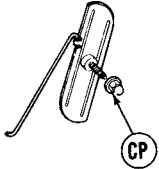
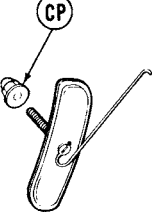




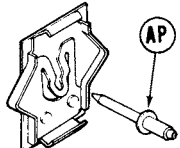
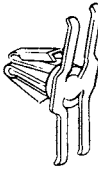
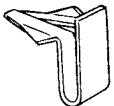
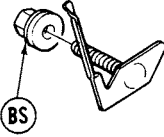

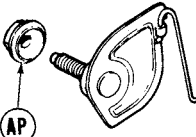
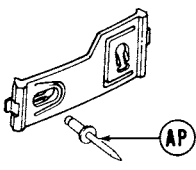
| | | | |
|---|--|--|---|
| <p>(AS)</p>  <p>D1AZ 16A076-C</p> | <p>(AT)</p>  <p>D3AZ 6510182-A</p> | <p>(AU)</p>  <p>D3AZ 6510198-A</p> | <p>(AV)</p>  <p>D3AZ 6510198-B</p> |
| <p>(AW)</p>  <p>385417-S (MM-222-AB)</p> | <p>(AX)</p>  <p>382121-S (GG-333-A)</p> | <p>(AY)</p>  <p>C9WY 16A076-A</p> | <p>(AZ)</p>  <p>D1AZ 7121094-A</p> |
| <p>(BA)</p>  <p>D1AZ 7129192-A</p> | <p>(BB)</p>  <p>D1AZ 7121066-A</p> | <p>(BC)</p>  <p>D2OZ 71425A94-A</p> | <p>(BD)</p>  <p>*45289-S</p> |
| <p>(BE)</p>  <p>C4OZ 6221094-C</p> | <p>(BF)</p>  <p>*385074-S</p> | <p>(BG)</p>  <p>D3AZ 71291A66-A</p> | <p>(BH)</p>  <p>C9AZ 6220818-A</p> |

P.11678

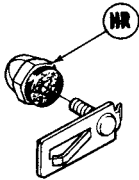
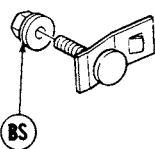


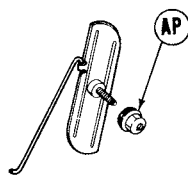
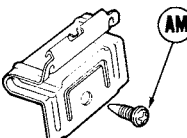
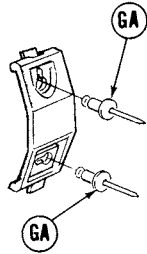
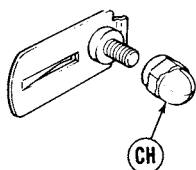


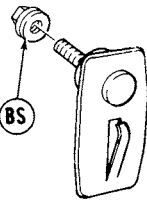
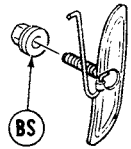
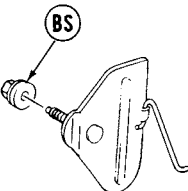
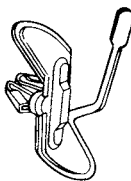
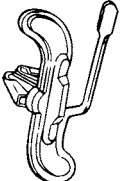
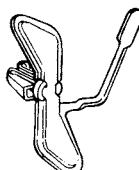
| | | | |
|--|--|---|---|
| <p>(BJ)</p>  <p>★ D2FZ 16A076-B r/b D40Z 65423806-A</p> | <p>(BK)</p>  <p>D3AZ 7120884-A</p> | <p>(BL)</p>  <p>★ D2FZ 6220884-A D4FZ 7320884-A</p> | <p>(BM)</p>  <p>D3AZ 7129144-A</p> |
| <p>(BN)</p>  <p>378362-S (MM-228)</p> | <p>(BP)</p>  <p>373556-S (MM-291-F)</p> | <p>(BQ)</p>  <p>★ 55926-S</p> | <p>(BR)</p>  <p>D3AZ 6542533-A</p> |
| <p>(BS)</p>  <p>45271-S (M-180)</p> | <p>(BT)</p>  <p>★ 45273-S</p> | <p>(BU)</p>  <p>376389-S (UU-82-D)</p> | <p>(BV)</p>  <p>★ 382946-S</p> |
| <p>(BW)</p>  <p>★ 382861-S</p> | <p>(BX)</p>  <p>C9OZ 16A076-A</p> | <p>(BY)</p>  <p>★ D2OZ 6520884-A r/b D2AZ 6520884-A</p> | <p>(BZ)</p>  <p>D2OZ 6520818-A</p> |

P-11679

1973/ MOULDING RETAINERS

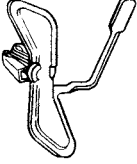
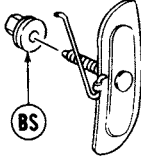
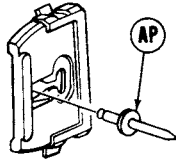
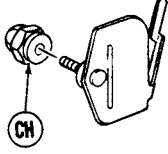
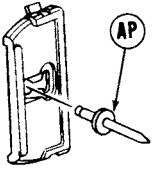
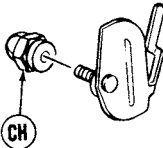
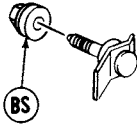
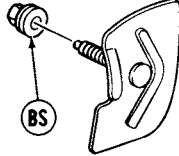
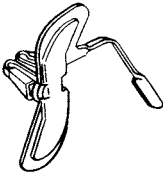
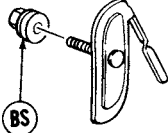

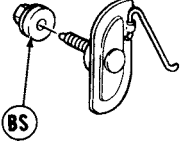
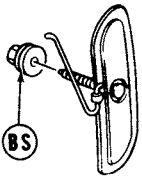
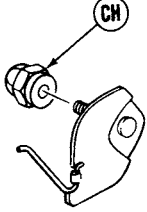
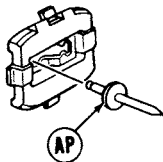
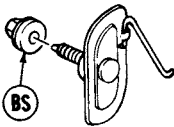
| | | | |
|---|--|---|--|
| <p>CA</p>  <p>★ D2OZ 6521094-A R/B D3SZ 6521094-A</p> | <p>CB</p>  <p>D2OZ 6521066-A</p> | <p>CC</p>  <p>D4DZ 6242533-A</p> | <p>CD</p>  <p>D2OZ 6529033-A</p> |
| <p>CE</p>  <p>D2OZ 65290A00-A</p> | <p>CF</p>  <p>★382685-S FOR SERVICE USE 379560-S(UU-89-CA)</p> | <p>CG</p>  <p>52554-S (U-230)</p> | <p>CH</p>  <p>384447-S (MM-115-DA)</p> |
| <p>CI</p>  <p>384768-S (MM-295-Z)</p> | <p>CK</p>  <p>D2OZ 71290A82-A</p> | <p>CL</p>  <p>★ D3AZ 16A076-B R/B D4AZ 16A076-A</p> | <p>CM</p>  <p>354768-S (GG-134)</p> |
| <p>CN</p>  <p>C8AZ 16A076-A</p> | <p>CP</p>  <p>★ 45277-S</p> | <p>CQ</p>  <p>D2OZ 7150002-A</p> | <p>CR</p>  <p>D2OZ 71517A78-A</p> |

P-11680

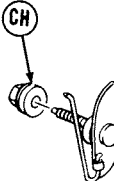
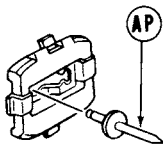

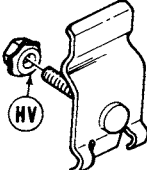

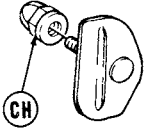
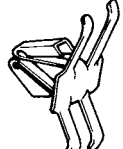

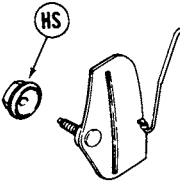
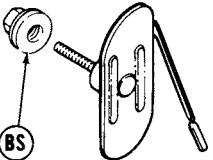



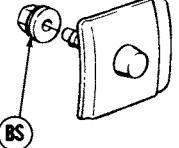
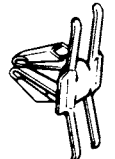
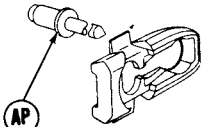
| | | | |
|---|---|--|---|
| <p>CS</p>  <p>D2OZ 9740222-A</p> | <p>CT</p>  <p>381955-S (GG-333)</p> | <p>CU</p>  <p>370713-S (MM-292)</p> | <p>CV</p>  <p>381896-S (GG-139-L)</p> |
| <p>CW</p>  <p>D2LY 16A076-A</p> | <p>CX</p>  <p>D2OZ 9729128-A</p> | <p>CY</p>  <p>C9WY 6510182-A</p> | <p>CZ</p>  <p>D2AZ 6520884-A</p> |
| <p>DA</p>  <p>375452-S (BB-630-D)</p> | <p>DB</p>  <p>D4OZ 6510198-C</p> | <p>DC</p>  <p>D2OZ 65517876-A</p> | <p>DD</p>  <p>C8AZ 5410198-A</p> |
| <p>DE</p>  <p>D4OZ 7129120-F</p> | <p>DF</p>  <p>D4OZ 7129120-E</p> | <p>DG</p>  <p>★ D4OZ 7129120-G R/B D3MY 7129033-B</p> | <p>DH</p>  <p>D4OZ 16A076-D</p> |

P-11681

1973/ MOULDING RETAINERS

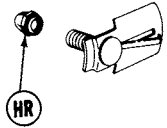
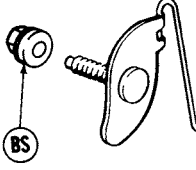
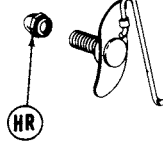
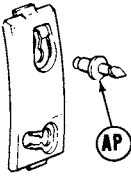
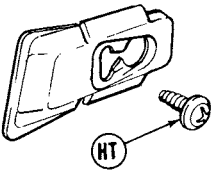
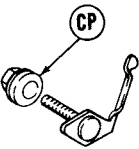




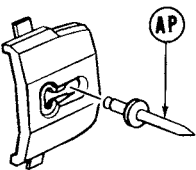


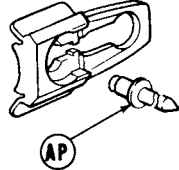
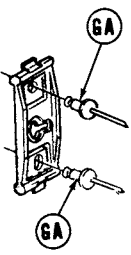
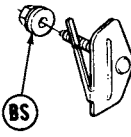
| | | | |
|---|---|--|--|
| <p>(DJ)</p>  <p>D4OZ 16A076-B</p> | <p>(DK)</p>  <p>★ D4OZ 16A076-C R/B D4OZ 16A076-E</p> | <p>(DL)</p>  <p>D4OZ 7120828-B</p> | <p>(DM)</p>  <p>D4OZ 7129120-D</p> |
| <p>(DN)</p>  <p>D4OZ 7120828-A</p> | <p>(DP)</p>  <p>D4OZ 7120828-C</p> | <p>(DQ)</p>  <p>383665-S (GG-333-C)</p> | <p>(DR)</p>  <p>D4OZ 7129120-C</p> |
| <p>(DS)</p>  <p>D4OZ 71291866-B</p> | <p>(DT)</p>  <p>★ D4OZ 7129120-B R/B D2VY 6529144-A</p> | <p>(DU)</p>  <p>★ D4OZ 7129120-A R/B D2VY 6529144-A</p> | <p>(DV)</p>  <p>D4OZ 16A076-A</p> |
| <p>(DW)</p>  <p>C8AZ 5410198-A</p> | <p>(DX)</p>  <p>D4OZ 6520884-A</p> | <p>(DY)</p>  <p>D4OZ 6520818-A</p> | <p>(DZ)</p>  <p>D4OZ 6529120-A</p> |

P-11682

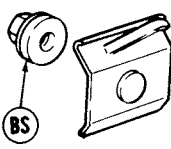
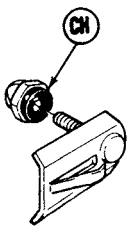

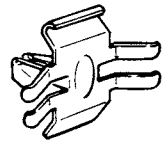
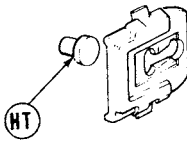
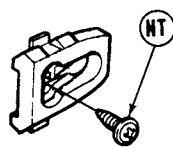
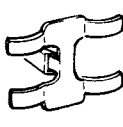
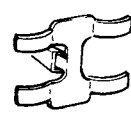
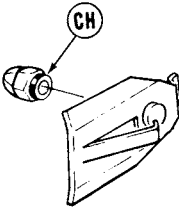
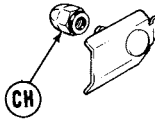
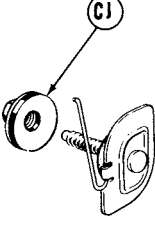
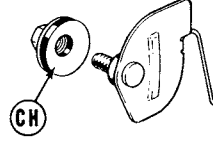


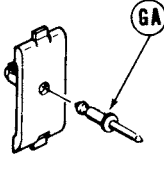
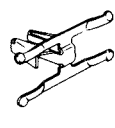
| | | | |
|---|---|---|---|
| <p>EA</p>  <p>D2OZ 53254A46-A</p> | <p>EB</p>  <p>D4OZ 6520818-A</p> | <p>EC</p>  <p>384441-S (MM-118-KA)</p> | <p>ED</p>  <p>D4OZ 6540368-A</p> |
| <p>EE</p>  <p>355230-S (MM-353-E)</p> | <p>EF</p>  <p>D1MY 7125562-A</p> | <p>EG</p>  <p>D4OZ 65423B06-A</p> | <p>EH</p>  <p>* 385038-S</p> |
| <p>EI</p>  <p>D2LY 6529033-A</p> | <p>EK</p>  <p>D4OZ 71425A94-B</p> | <p>EL</p>  <p>D4OZ 71425A94-A</p> | <p>EM</p>  <p>D3MY 53517B76-A</p> |
| <p>EN</p>  <p>D3OZ 6550030-A</p> | <p>EP</p>  <p>D1AZ 57424B02-A</p> | <p>EQ</p>  <p>D2LY 6529120-A</p> | <p>ER</p>  <p>D0OZ 6620818-A</p> |

P-11683

1973/ MOULDING RETAINERS

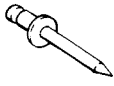
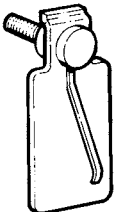
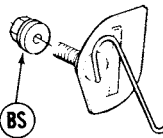
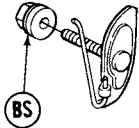
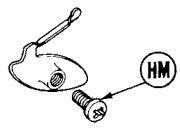

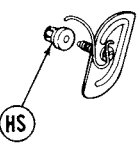
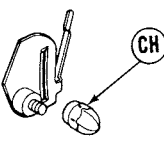
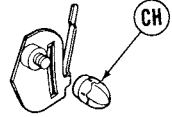
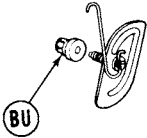
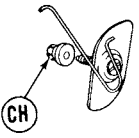

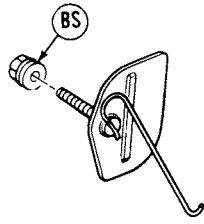
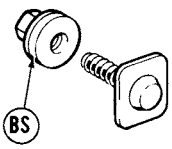
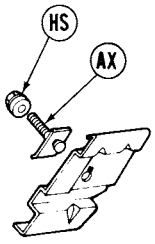
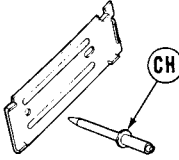
| | | | |
|--|--|--|---|
| <p>(ES)</p>  <p>DOGY 6520884-A</p> | <p>(ET)</p>  <p>D1ZZ 6329033-A</p> | <p>(EU)</p>  <p>D0OZ 6520884-A</p> | <p>(EV)</p>  <p>D1ZZ 6510182-A</p> |
| <p>(EW)</p>  <p>D1ZZ 6520818-A</p> | <p>(EX)</p>  <p>★ DOGY 65291B20-A</p> | <p>(EY)</p>  <p>★ 385542-S</p> | <p>(EZ)</p>  <p>381801-S(UU-148)</p> |
| <p>(FA)</p>  <p>★ 385541-S</p> | <p>(FB)</p>  <p>D4ZZ 6021066-A</p> | <p>(FC)</p>  <p>D4ZZ 6910182-A</p> | <p>(FD)</p>  <p>D1OZ 6620884-A</p> |
| <p>(FE)</p>  <p>373888-S (MM-290)</p> | <p>(FF)</p>  <p>★ C7SZ 6540248-A R/B C7SZ 6540248-B</p> | <p>(FG)</p>  <p>C9MY 5410182-A</p> | <p>(FH)</p>  <p>C9MY 5410198-A</p> |

P-11684

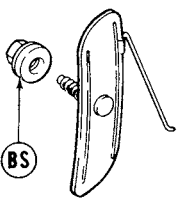
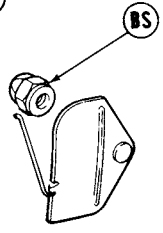
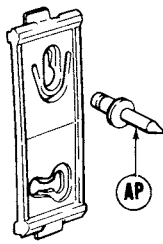
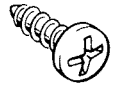
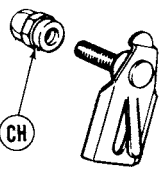

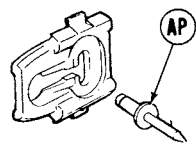
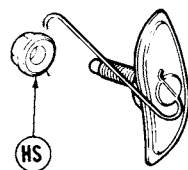
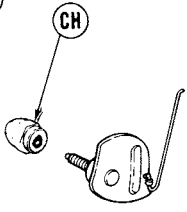
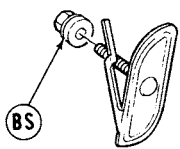
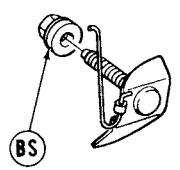
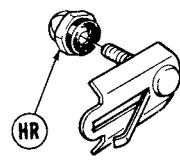
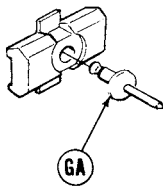
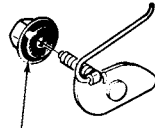
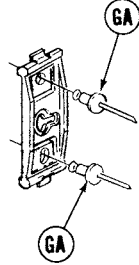

| | | | |
|---|--|---|---|
| <p>(FJ)</p>  <p>D2FZ 6229144-A</p> | <p>(FK)</p>  <p>D2FZ 6220880-A</p> | <p>(FL)</p>  <p>D2FZ 6221060-A</p> | <p>(FM)</p>  <p>D2FZ 6220842-A</p> |
| <p>(FN)</p>  <p>D2FZ 7320818-A</p> | <p>(FP)</p>  <p>D0VY 6520818-A</p> | <p>(FQ)</p>  <p>D1FZ 16A076-A</p> | <p>(FR)</p>  <p>★D2FZ 16A076-B r/b D40Z 65423B06-A</p> |
| <p>(FS)</p>  <p>D4FZ 7320884-A</p> | <p>(FT)</p>  <p>D2FZ 73208A80-A</p> | <p>(FU)</p>  <p>D2FZ 73291B66-A</p> | <p>(FV)</p>  <p>D2FZ 7320884-A</p> |
| <p>(FW)</p>  <p>C6DZ 6210182-A</p> | <p>(FX)</p>  <p>382110-S (MM-284-X)</p> | <p>(FY)</p>  <p>C6DZ 6210182-A</p> | <p>(FZ)</p>  <p>D0DZ 6229120-A</p> |

P-11685

1973/ MOULDING RETAINERS

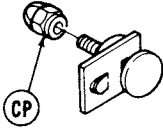











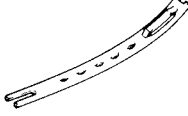

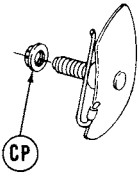
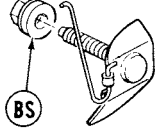
| | | | |
|--|--|---|---|
| <p>GA</p>  <p>375203-S (SS-44)</p> | <p>GB</p>  <p>D00Z 5425562-A</p> | <p>GC</p>  <p>D0DZ 6210182-A</p> | <p>GD</p>  <p>C9AZ 71423B10-B</p> |
| <p>GE</p>  <p>D2DZ 6220884-A</p> | <p>GF</p>  <p>D2DZ 6220818-A</p> | <p>GG</p>  <p>★ C9AZ 7142318-A R/B C9AZ 7142318-B</p> | <p>GH</p>  <p>D2DZ 6220884-B</p> |
| <p>GJ</p>  <p>★ D2DZ 6220885-B</p> | <p>GK</p>  <p>D2DZ 6229120-A</p> | <p>GL</p>  <p>D2DZ 5420884-A</p> | <p>GM</p>  <p>55974-S (U-316-D)</p> |
| <p>GN</p>  <p>D0DZ 6210182-A</p> | <p>GP</p>  <p>D3DZ 6250002-A</p> | <p>GQ</p>  <p>★ D2SB 6510214-AB</p> | <p>GR</p>  <p>D2VY 6510182-A</p> |

P-11686

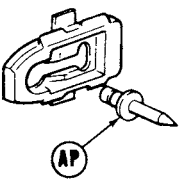
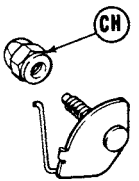
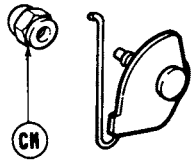
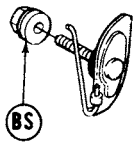
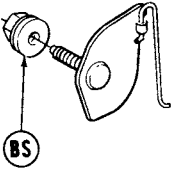
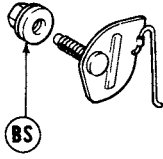
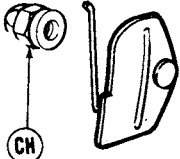

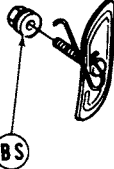
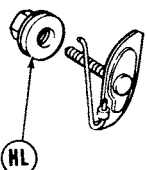
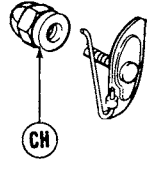
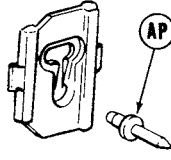
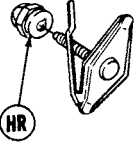
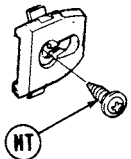
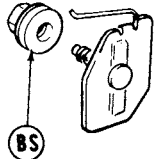
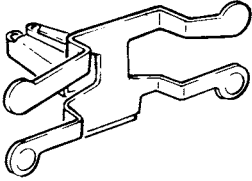
| | | | |
|---|--|---|---|
| <p>(GS)</p>  <p>D3SZ 16A076-A</p> | <p>(GT)</p>  <p>D3SZ 6521094-A</p> | <p>(GU)</p>  <p>D3SZ 6521066-A</p> | <p>(GV)</p>  <p>52720-S (U-380)</p> |
| <p>(GW)</p>  <p>C8AZ 5442527-A</p> | <p>(GX)</p>  <p>*56910-S</p> | <p>(GY)</p>  <p>D2SZ 6520818-A</p> | <p>(GZ)</p>  <p>C8GY 16A076-A</p> |
| <p>(HA)</p>  <p>D2SZ 6520884-A</p> | <p>(HB)</p>  <p>C5TZ 16B840-A</p> | <p>(HC)</p>  <p>*C7OB 6220884-A</p> | <p>(HD)</p>  <p>C6TZ 9729318-A</p> |
| <p>(HE)</p>  <p>C7TZ 9720880-A</p> | <p>(HF)</p>  <p>C5GY 16249-B</p> | <p>(HG)</p>  <p>C6TZ 9610182-A</p> | <p>(HH)</p>  <p>*384982-S</p> |

P-11690

1973/ MOULDING RETAINERS

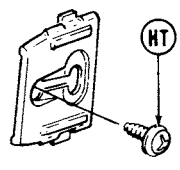
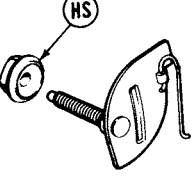

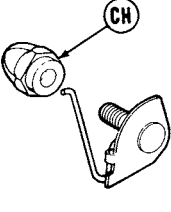
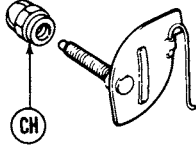
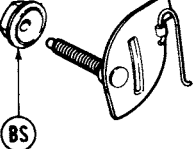
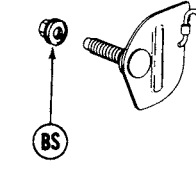
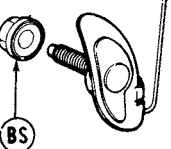
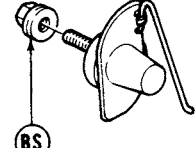
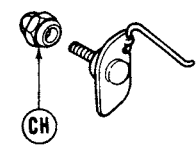
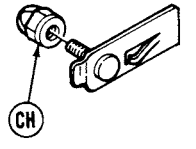

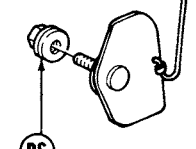
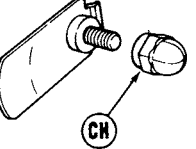
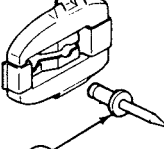
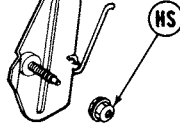
| | | | |
|---|---|---|---|
| <p>HI</p>  <p>★ 384946-S</p> | <p>HK</p>  <p>382413-S (UU-148-A)</p> | <p>HL</p>  <p>★ 45270-S</p> | <p>HM</p>  <p>★ 57561-S</p> |
| <p>HN</p>  <p>353911-S (MM-191-E)</p> | <p>HP</p>  <p>350002-S (BB-529)</p> | <p>HQ</p>  <p>376378-S (UU-97)</p> | <p>HR</p>  <p>377522-S (MM-115-D)</p> |
| <p>HS</p>  <p>377523-S (MM-291-C)</p> | <p>HT</p>  <p>379560-S (UU-89-CA)</p> | <p>HU</p>  <p>383224-S (UU-72-F)</p> | <p>HV</p>  <p>★ 384273-S</p> |
| <p>HW</p>  <p>D3AZ 6553716-A</p> | <p>HX</p>  <p>★ 372220-S</p> | <p>HY</p>  <p>C9AZ 63423B06-A</p> | <p>HZ</p>  <p>D1MY 16A076-A</p> |

P-11691

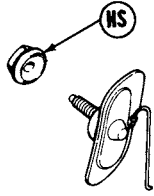
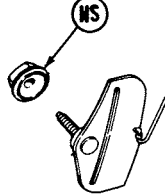
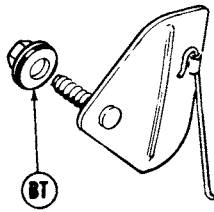

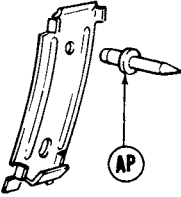
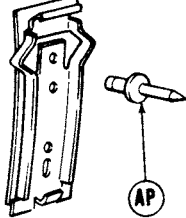
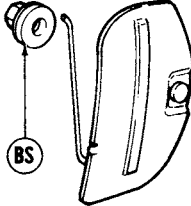
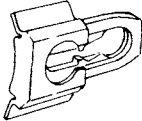
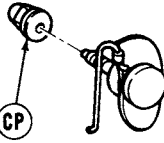
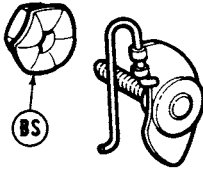
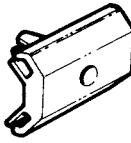
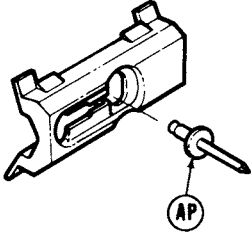

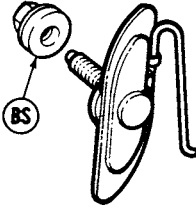
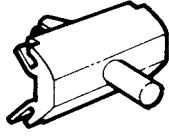
| | | | |
|---|--|--|--|
| <p>IA</p>  <p>D3MY 6520818-A</p> | <p>IB</p>  <p>D3MY 16A076-A</p> | <p>IC</p>  <p>D3MY 6520842-A</p> | <p>ID</p>  <p>C8MY 7129124-A</p> |
| <p>IE</p>  <p>C9AZ 5429033-A</p> | <p>IF</p>  <p>★D1MY 16A076-D</p> | <p>IG</p>  <p>D3MY 7121094-A</p> | <p>IH</p>  <p>D3MY 7129033-A</p> |
| <p>IJ</p>  <p>D3MY 7129033-B</p> | <p>JK</p>  <p>D3MY 6529092-A</p> | <p>JL</p>  <p>D3MY 6542533-A</p> | <p>JM</p>  <p>D3MY 6542364-A</p> |
| <p>JN</p>  <p>C9MY 71425A00-A</p> | <p>JP</p>  <p>C9MY 7140740-A</p> | <p>IQ</p>  <p>D3AZ 71423806-A</p> | <p>JR</p>  <p>D0GY 6529120-B</p> |

P-11692

1973/ MOULDING RETAINERS

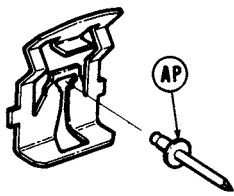
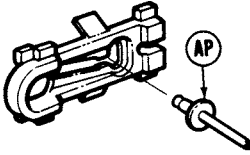
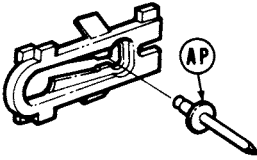


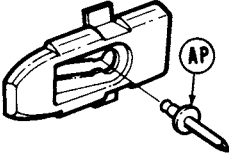

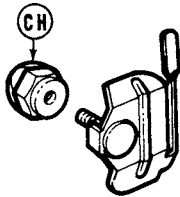

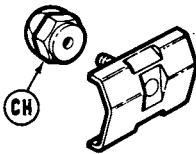



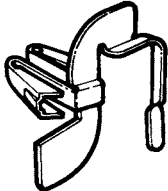
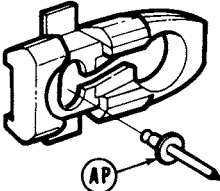
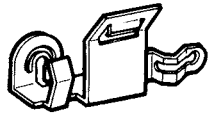
| | | | |
|--|--|--|---|
| <p>(IS)</p>  <p>D1MY 6520818-A</p> | <p>(JT)</p>  <p>D2OZ 6510198-B</p> | <p>(JU)</p>  <p>D2OZ 6510198-A</p> | <p>(JV)</p>  <p>D2GY 6520884-A</p> |
| <p>(JW)</p>  <p>D2GY 6321094-A</p> | <p>(JX)</p>  <p>D2GY 6329033-A</p> | <p>(JY)</p>  <p>D0OZ 6510198-A</p> | <p>(JZ)</p>  <p>D2GY 16A076-A</p> |
| <p>(KA)</p>  <p>D0GY 16A076-E</p> | <p>(KB)</p>  <p>D4GY 65407A12-A</p> | <p>(KC)</p>  <p>D4FZ 7320884-A</p> | <p>(KD)</p>  <p>D3AZ 16A076-C</p> |
| <p>(KE)</p>  <p>D1OZ 66290A00-A</p> | <p>(KF)</p>  <p>D2LY 6520884-A</p> | <p>(KG)</p>  <p>D2VY 6510182-A</p> | <p>(KH)</p>  <p>D2VY 6510198-A</p> |

P-11693


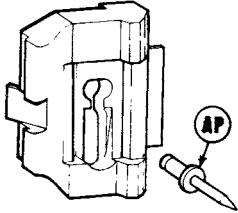
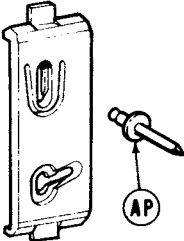
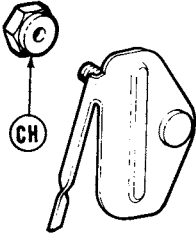
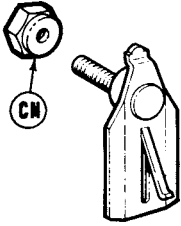
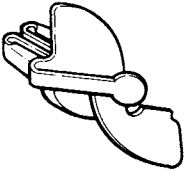


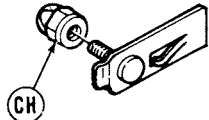
| | | | |
|--|--|--|---|
| <p>KJ</p>  <p>D2VY 6529534-A</p> | <p>KK</p>  <p>D2VY 65291C10-A</p> | <p>KL</p>  <p>D1WY 6510198-A</p> | <p>KM</p>  <p>52413-S (U-316)</p> |
| <p>KN</p>  <p>D3LY 6510182-A</p> | <p>KP</p>  <p>D3LY 6510198-A</p> | <p>KQ</p>  <p>D3LY 6529033-A</p> | |
| <p>KS</p>  <p>C7SZ 6540248-B</p> | <p>KT</p>  <p>D44Y 6240368-A</p> | <p>KU</p>  <p>D5MY 16A076-C</p> | <p>KV</p>  <p>D5MY 16A076-A</p> |
| <p>KW</p>  <p>D5MY 16A076-B</p> | <p>KX</p>  <p>D5FZ 16A076-A</p> | <p>KY</p>  <p>★ D5FZ 16A076-B R/B C9AZ 71423B10-B</p> | <p>KZ</p>  <p>D5AZ 16A076-A</p> |

P-11694

1973/ MOULDING RETAINERS

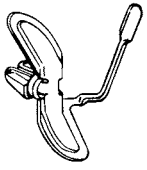
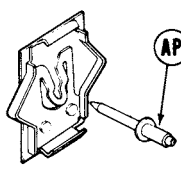
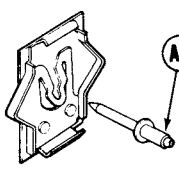
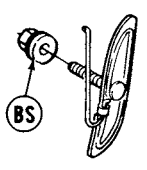


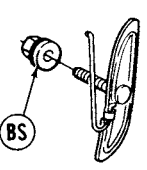
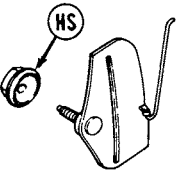
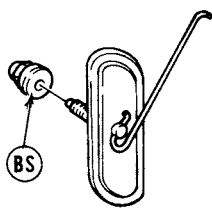
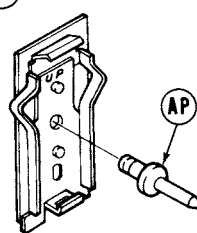

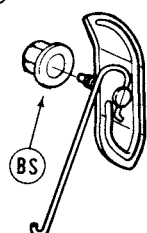
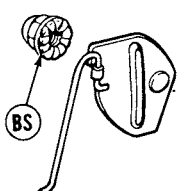
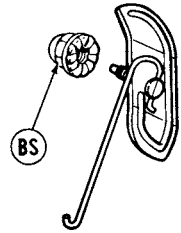
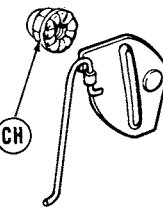
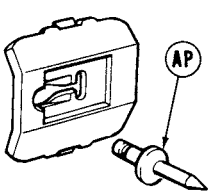
| | | | |
|---|---|--|---|
| <p>LA</p>  <p>D5DZ 6603406-A</p> | <p>LB</p>  <p>D5AZ 6020818-A</p> | <p>LC</p>  <p>D5AZ 6020818-B</p> | <p>LD</p>  <p>D5FZ 6220818-A</p> |
| <p>LE</p>  <p>D5DZ 6620818-A</p> | <p>LF</p>  <p>D5AZ 7120818-A</p> | <p>LG</p>  <p>D5AZ 6020842-A</p> | <p>LH</p>  <p>D5FZ 6220884-A</p> |
| <p>LI</p>  <p>D5DZ 6620842-A</p> | <p>LK</p>  <p>D5DZ 5420880-A</p> | <p>LL</p>  <p>★ D5MY 6021094-A</p> | <p>LM</p>  <p>D5MY 6529120-A</p> |
| <p>LN</p>  <p>D5AZ 6029033-A</p> | <p>LP</p>  <p>D5MY 6529192-A</p> | <p>LQ</p>  <p>D5MY 6529192-B</p> | <p>LR</p>  <p>D0ZZ 6542309-A</p> |

P-11695

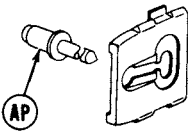
| | | | |
|--|--|---|---|
| <p>(LS)</p>  <p>D5AZ 60423B06-A</p> | <p>(LT)</p>  <p>D5DZ 66423B06-A</p> | <p>(LU)</p>  <p>D5AZ 6042533-A</p> | <p>(LV)</p>  <p>D5DZ 5420842-A</p> |
| <p>(LW)</p>  <p>D5AZ 6021066-A</p> | <p>(LX)</p>  <p>D5AZ 6021094-A</p> | <p>(LY)</p>  <p>D5MY 6021094-B</p> | <p>(LZ)</p>  <p>D5AZ 16A076-B</p> |
| <p>(MA)</p>  <p>D1AZ 65423B06-A</p> | <p>(MB)</p>  <p>D3AZ 65423B06-A R/B D1AZ 65423B06-A</p> | <p>(MC)</p>  <p>D5AZ 60290B94-A</p> | <p>(MD)</p>  <p>D5AZ-6029100-A</p> |
| <p>(ME)</p>  <p>★45270-S</p> | <p>(MF)</p>  <p>C80Z 5440248-A</p> | <p>(MG)</p>  <p>382371-S (UU-81-L)</p> | <p>(MH)</p>  <p>D3AZ 5320884-A</p> |

P-11696

1973/ MOULDING RETAINERS

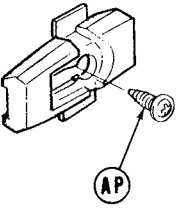
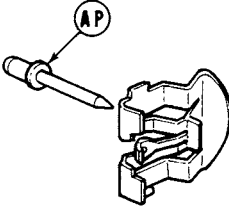
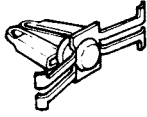
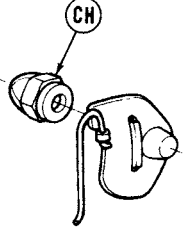
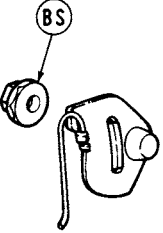
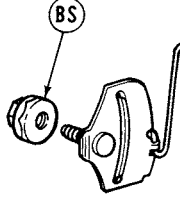

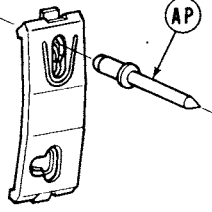
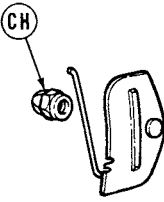
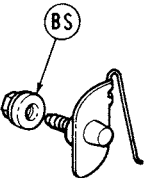
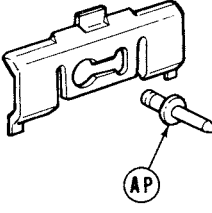
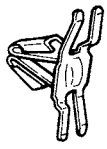
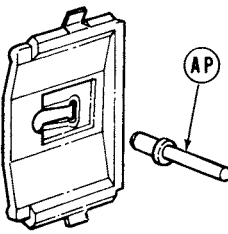
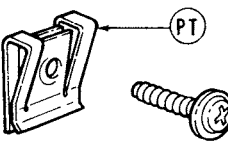
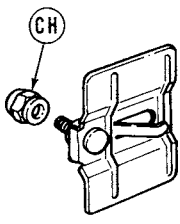
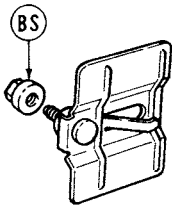
| | | | |
|---|---|--|---|
| <p>(MI)</p>  <p>D3AZ 7129033-A</p> | <p>(MK)</p>  <p>D4AZ 7129033-A</p> | <p>(ML)</p>  <p>D4AZ 7129033-B</p> | <p>(MM)</p>  <p>D3AZ 16A076-A</p> |
| <p>(MN)</p>  <p>D5AZ 16A076-B</p> | <p>(MP)</p>  <p>D5AZ 6029033-B</p> | <p>(MQ)</p>  <p>D2VY 6529144-A</p> | <p>(MR)</p>  <p>D2LY 6529033-A</p> |
| <p>(MS)</p>  <p>D4LY 6529033-C</p> | <p>(MT)</p>  <p>D4LY 6529033-B</p> | <p>(MU)</p>  <p>384652-S (MM-118-K)</p> | <p>(MV)</p>  <p>D5LY 16A076-B</p> |
| <p>(MW)</p>  <p>D5LY 6521094-A</p> | <p>(MX)</p>  <p>★ D5LY 16A076-A R/B D2VY 6529144-A</p> | <p>(MY)</p>  <p>D5LY 6521094-A</p> | <p>(MZ)</p>  <p>D5LY 6521066-A</p> |

P.12039

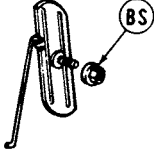

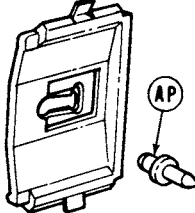


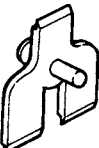

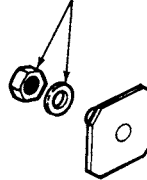



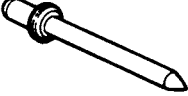


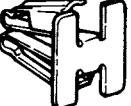
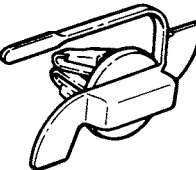
| | | | |
|---|---|--|--|
| <p>NA</p>  <p>D5LY 6529120-A</p> | <p>NB</p>  <p>D3AZ 16A076-C</p> | <p>NC</p>  <p>D3MY 7129124-A</p> | <p>ND</p>  <p>C8GY 5410182-A</p> |
| <p>NE</p>  <p>52012-S (U-202)</p> | <p>NF</p>  <p>D2VZ 6529108-A</p> | <p>NG</p>  <p>D2LY 6550030-A</p> | <p>NH</p>  <p>D40Z 71425A94-B</p> |
| <p>NI</p>  <p>D40Z 71425A94-A</p> | <p>NK</p>  <p>D5UZ 16A076-B</p> | <p>NL</p>  <p>D5UZ 2220818-A</p> | <p>NM</p>  <p>D5UZ 2221066-A</p> |
| <p>NN</p>  <p>D5UZ 1121094-A</p> | <p>NP</p>  <p>*55946-S</p> | <p>NQ</p>  <p>*D5UZ 2220842-A</p> | <p>NR</p>  <p>D5UZ 16A076-A</p> |

P-12040

1973/ MOULDING RETAINERS

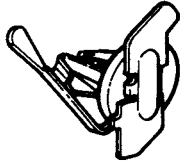
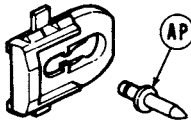

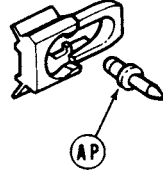
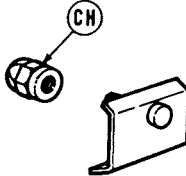





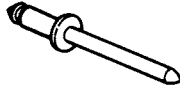

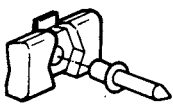



| | | | |
|---|---|---|---|
| <p>(NS)</p>  <p>D3TZ 16A076-B</p> | <p>(NT)</p>  <p>D0DZ 6203174-A</p> | <p>(NU)</p>  <p>D4AZ 16A076-A</p> | <p>(NV)</p>  <p>D5VY 6021094-A</p> |
| <p>(NW)</p>  <p>D5VY 6021094-A</p> | <p>(NX)</p>  <p>D2VY 6510198-B</p> | <p>(NY)</p>  <p>D5UZ 16A076-D</p> | <p>(NZ)</p>  <p>D3TZ 9929144-A</p> |
| <p>(PA)</p>  <p>D3TZ 1021094-A</p> | <p>(PB)</p>  <p>D3TZ 9929316-A</p> | <p>(PC)</p>  <p>D3TZ 99407A12-B</p> | <p>(PD)</p>  <p>D3TZ 1040248-A</p> |
| <p>(PE)</p>  <p>D3TZ 1020880-C</p> | <p>(PF)</p>  <p>384157-S(UU-89-FB)</p> | <p>(PG)</p>  <p>D3TZ 16A076-A</p> | <p>(PH)</p>  <p>D3TZ 16A076-A</p> |

P-12041


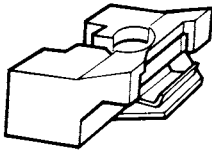








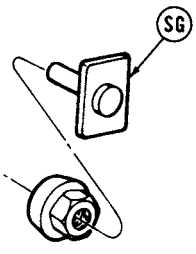
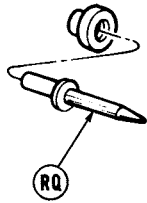

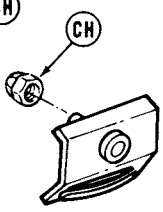

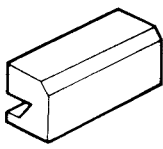
| | | | |
|---|--|---|---|
| <p>(PJ)</p>  <p>D2LY 16A076-A</p> | <p>(PK)</p>  <p>52726-S(U-381)</p> | <p>(PL)</p>  <p>D3TZ 1020880-C</p> | <p>(PM)</p>  <p>55947-S</p> |
| <p>(PN)</p>  <p>D4TZ 1021066-A</p> | <p>(PQ)</p>  <p>D5RY 6420818-A</p> | <p>(PR)</p>  <p>D5RY 6420818-B</p> | <p>(PS)</p> <p>*E820041-S</p>  <p>D5RY 6429120-A</p> |
| <p>(PT)</p>  <p>45174-S(M-138)</p> | <p>(PU)</p>  <p>DORY 62423A66-A</p> | <p>(PV)</p>  <p>D5RY 64425A94-A</p> | <p>(PW)</p>  <p>*E842203-S</p> |
| <p>(PX)</p>  <p>D5YY 7342531-B</p> | <p>(PY)</p>  <p>D5YY 7342531-A</p> | <p>(PZ)</p>  <p>D5FZ 6229120-A</p> | <p>(RA)</p>  <p>D5YY 7329124-A</p> |

P-12368

1973/ MOULDING RETAINERS

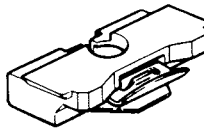

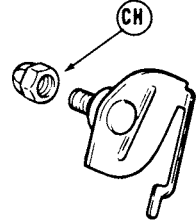
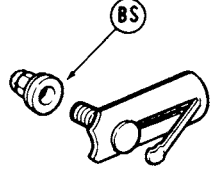
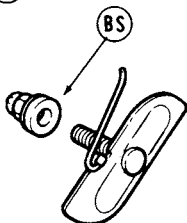
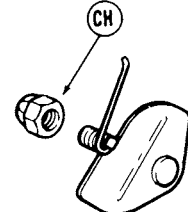
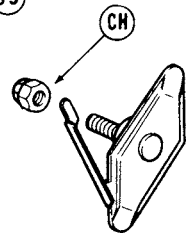

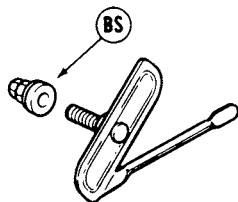

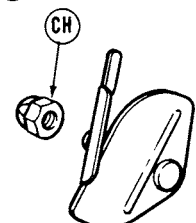
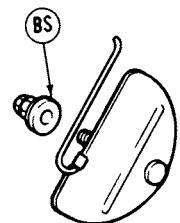
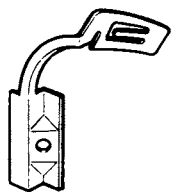
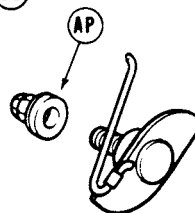

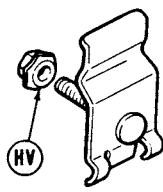
| | | | |
|---|---|--|---|
| <p>(RB)</p>  <p>★ D5FZ 16A076-B R/B C9AZ 71423B10-B</p> | <p>(RC)</p>  <p>C8AZ 5442536-A</p> | <p>(RD)</p>  <p>112858-ES7</p> | <p>(RE)</p>  <p>C7SZ 6540248-B</p> |
| <p>(RF)</p>  <p>D3TZ 99407A12-A</p> | <p>(RG)</p>  <p>D0VY 6520818-A</p> | <p>(RH)</p>  <p>D3TZ 9929318-A</p> | <p>(RJ)</p>  <p>D3TZ 16A076-B</p> |
| <p>(RK)</p>  <p>★380642-S</p> | <p>(RL)</p>  <p>D3TZ 9929318-B</p> | <p>(RM)</p>  <p>378527-S(SS-44-B)</p> | <p>(RN)</p>  <p>C8UZ 82290B32-A</p> |
| <p>(RP)</p>  <p>C6DZ 6229144-A</p> | <p>(RQ)</p>  <p>381500-S(SS-48)</p> | <p>(RR)</p>  <p>D2DZ 6220884-A</p> | <p>(RS)</p>  <p>D5VY 6021066-B</p> |

P-12369

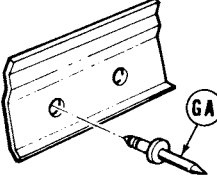
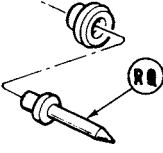
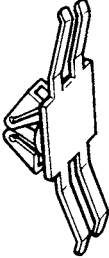
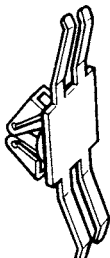
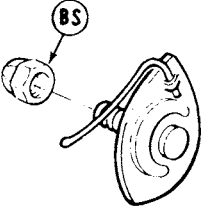

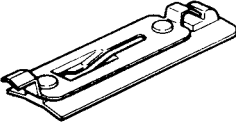
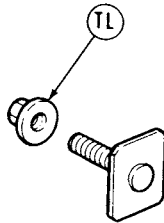

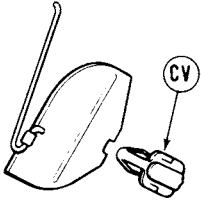
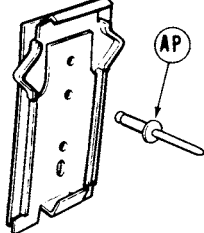
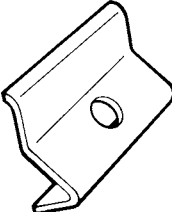
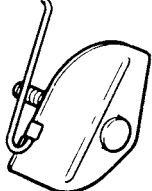
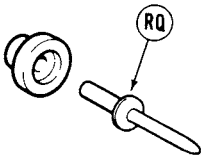
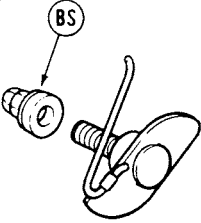
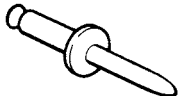
| | | | |
|---|---|--|--|
| <p>(RT)</p>  <p>DORY 16A076-A</p> | <p>(RU)</p>  <p>★ D4ZZ 69420A22-B R/B D4ZZ 69420A22-C AND D1AZ 6542413-B</p> | <p>(RV)</p>  <p>DORY 16A076-B</p> | <p>(RW)</p>  <p>372308-S (MM-170)</p> |
| <p>(RX)</p>  <p>33795-S (M-49)</p> | <p>(RZ)</p>  <p>353379-S (UU-87-P)</p> | <p>(SA)</p>  <p>★ 384474-S</p> | <p>(SB)</p>  <p>120377-ES</p> |
| <p>(SC)</p>  <p>★ E810027-S</p> | <p>(SD)</p>  <p>120312-ES</p> | <p>(SE)</p>  <p>DORY 62423A66-A</p> | <p>(SF)</p>  <p>D5WY 6550074-A</p> |
| <p>(SG)</p>  <p>E804270-S (AB-123-H)</p> | <p>(SH)</p>  <p>D4ZZ 6920880-A</p> | <p>(SJ)</p>  <p>381801-S (UU-148)</p> | <p>(SK)</p>  <p>★ DOAB 62420A24-C</p> |

P-12986

1973/ MOULDING RETAINERS



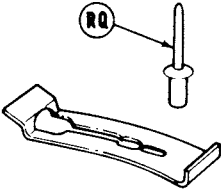
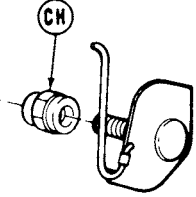
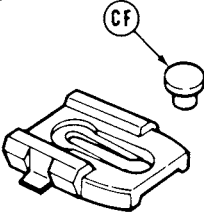
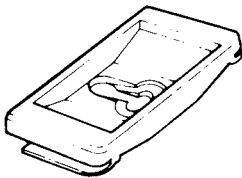
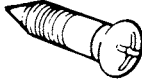
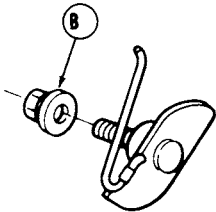
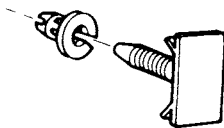
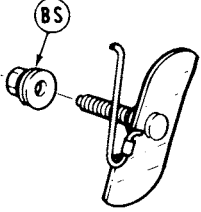
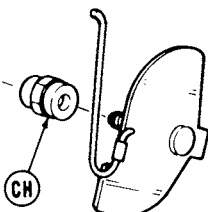
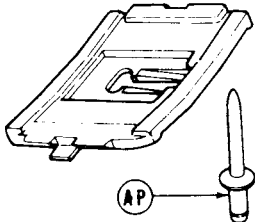
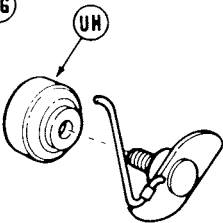
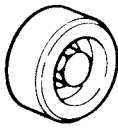
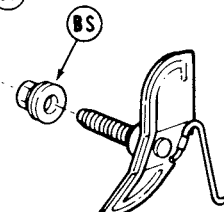
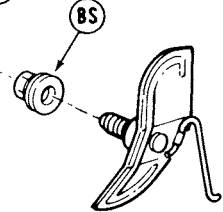
| | | | |
|--|---|--|--|
| <p>(SL)</p>  <p>D7AZ 65420A64-A</p> | <p>(SM)</p>  <p>353675-S (GG-325)</p> | <p>(SN)</p>  <p>D1AZ 7120884-A</p> | <p>(SP)</p>  <p>D5AZ 6020842-A</p> |
| <p>(SQ)</p>  <p>D3MY 16249-A</p> | <p>(SR)</p>  <p>D5MY 6529120-A</p> | <p>(SS)</p>  <p>C9MY 71425A00-A</p> | <p>(ST)</p>  <p>D5ZZ 6050074-A</p> |
| <p>(SU)</p>  <p>D40Z 65290A00-A</p> | <p>(SV)</p>  <p>D40Z 16A076-G</p> | <p>(SW)</p>  <p>D40Z 6520884-B</p> | <p>(SX)</p>  <p>D40Z 6510198-C</p> |
| <p>(SY)</p>  <p>D1FZ 6203782-A</p> | <p>(SZ)</p>  <p>★D4DZ 6240368-A R/B D4DZ 6242533.A</p> | <p>(TA)</p>  <p>D40Z 16A076-E</p> | <p>(TB)</p>  <p>★ D40Z 6540368-A R/B D4DZ 6242533-A</p> |

P-12987

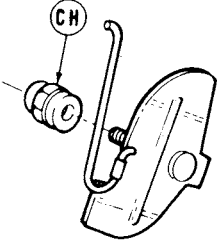
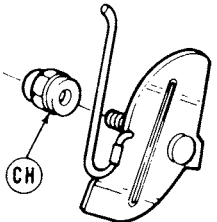
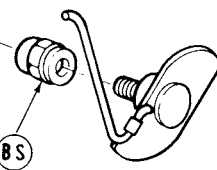
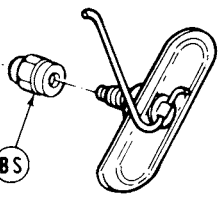
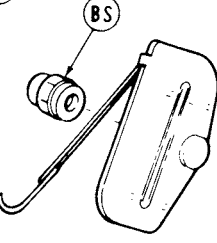
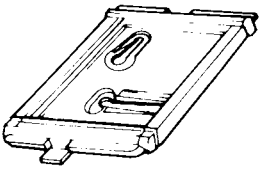
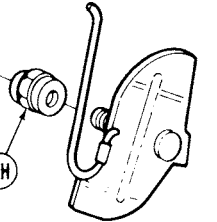
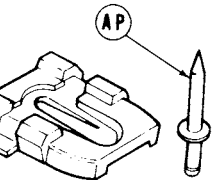
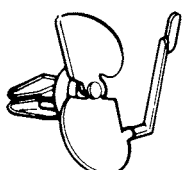
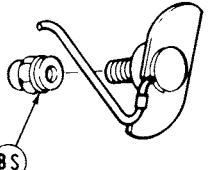
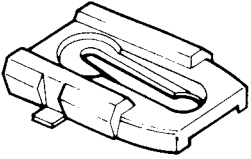

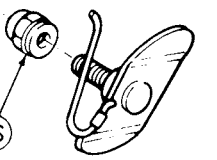

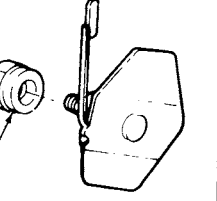
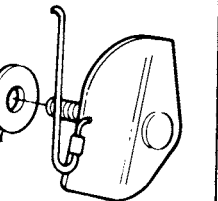
| | | | |
|---|--|--|---|
| <p>(TC)</p>  <p>D20Z 9740222-A</p> | <p>(TD)</p>  <p>D5ZZ 6050074-A</p> | <p>(TE)</p>  <p>D40Z 65423B06-A</p> | <p>(TF)</p>  <p>D5DZ 66423B06-B</p> |
| <p>(TG)</p>  <p>D5YY 7321094-A</p> | <p>(TH)</p>  <p>DOWY 16A076-A</p> | <p>(TJ)</p>  <p>* D6BB 5450004-AA</p> | <p>(TK)</p>  <p>FR04110-S</p> |
| <p>(TL)</p>  <p>* E822008-S</p> | <p>(TM)</p>  <p>D3SZ 6529288-A</p> | <p>(TN)</p>  <p>D4LY 6529033-B</p> | <p>(TP)</p>  <p>D1FZ 62030A12-A</p> |
| <p>(TQ)</p>  <p>D5LY 16A076-D</p> | <p>(TR)</p>  <p>D5SZ 6550074-A</p> | <p>(TS)</p>  <p>D44Y 6240368-A</p> | <p>(TT)</p>  <p>376807-S(SS-44-C)</p> |

P-12988

1973/ MOULDING RETAINERS

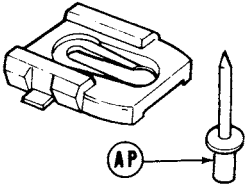

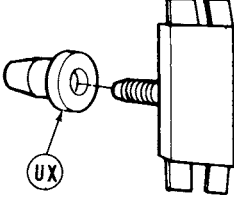
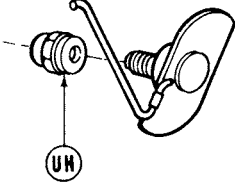
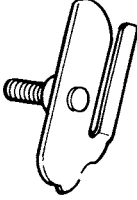
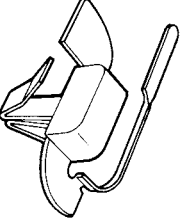



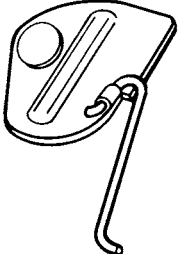
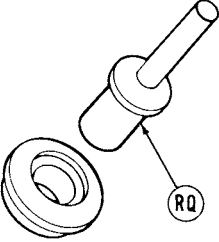
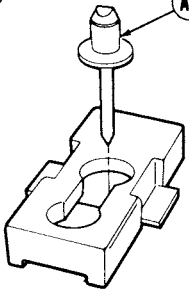
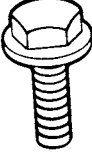
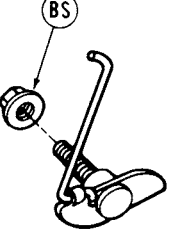


| | | | |
|---|--|--|---|
| <p>TU</p>  <p>E864455-S</p> | <p>TV</p>  <p>55928-S(U-380-A)</p> | <p>TW</p>  <p>D70Z 6553716-A</p> | <p>TX</p>  <p>D7TZ 1021094-A</p> |
| <p>TY</p>  <p>D3SZ 6520818-A</p> | <p>TZ</p>  <p>D3TZ 1020880-D</p> | <p>UA</p>  <p>★ 385172-S</p> | <p>UB</p>  <p>C8GY 16A076-A</p> |
| <p>UC</p>  <p>D6LY 6550002-A</p> | <p>UD</p>  <p>D70Z 16A076-B</p> | <p>UE</p>  <p>D70Z 6520884-A</p> | <p>UF</p>  <p>D70Z 6520818-A</p> |
| <p>UG</p>  <p>D7SZ 6029033-A</p> | <p>UH</p>  <p>387303-S (MM-340)</p> | <p>UI</p>  <p>D70Z 7129120-A</p> | <p>UK</p>  <p>C8TZ 8129316-A</p> |

P-13272

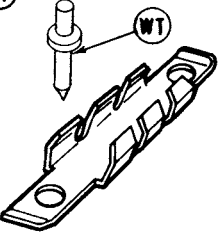
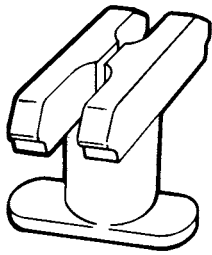
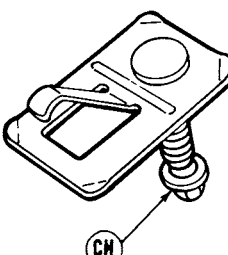
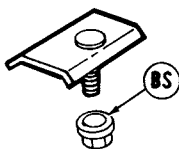
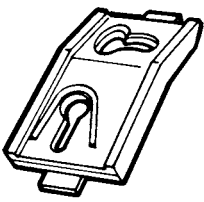
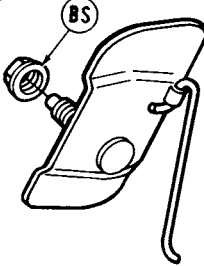
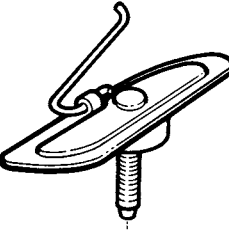
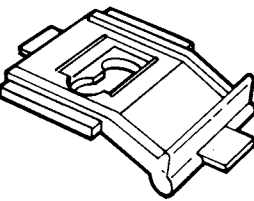
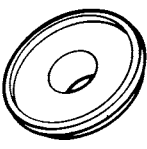
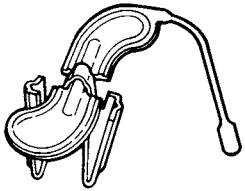
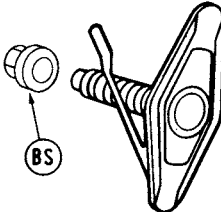
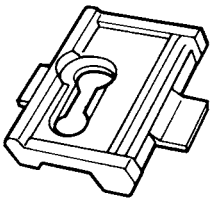
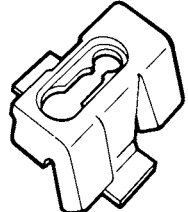
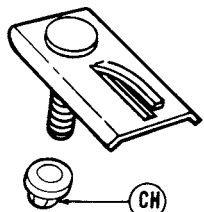
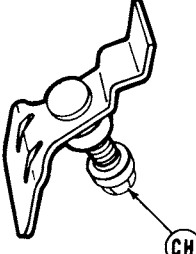
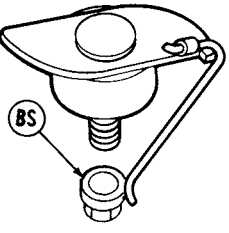
| | | | |
|---|---|--|---|
| <p>(UL)</p>  <p>D70Z 6520884-C</p> | <p>(VM)</p>  <p>D70Z 6520884-B</p> | <p>(UM)</p>  <p>D7SZ 60407A12-A</p> | <p>(UP)</p>  <p>D7LY 16A076-A</p> |
| <p>(UQ)</p>  <p>D7LY 16A076-B</p> | <p>(UR)</p>  <p>D7LY 6520818-B</p> | <p>(US)</p>  <p>D7LY 6520884-A</p> | <p>(UT)</p>  <p>C9MY 5420818-A</p> |
| <p>(UU)</p>  <p>D70Z 9729120-A</p> | <p>(UV)</p>  <p>D7LY 6529033-A</p> | <p>(UW)</p>  <p>D7LY 6520818-A</p> | <p>(UX)</p>  <p>D7VY 6050074-A</p> |
| <p>(UY)</p>  <p>D7VY 6020884-A</p> | <p>(UZ)</p>  <p>D7LY 6550074-A</p> | <p>(VA)</p>  <p>C80Z 5429124-A</p> | <p>(VB)</p>  <p>D40Z 6510198-C</p> |

P-13273

1973/ MOULDING RETAINERS

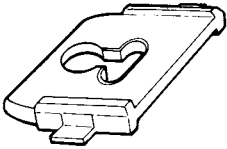

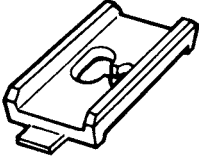
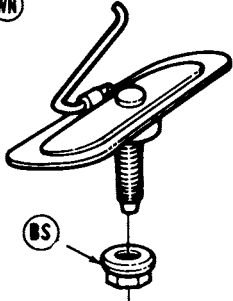

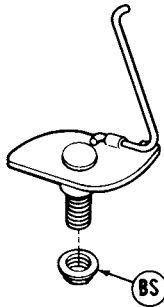
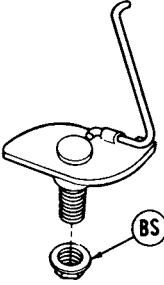
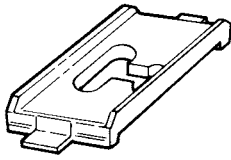

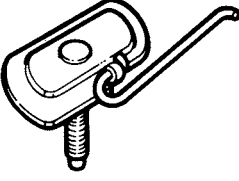
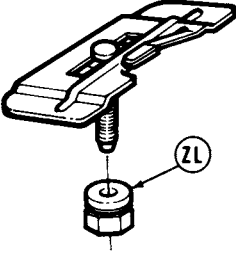
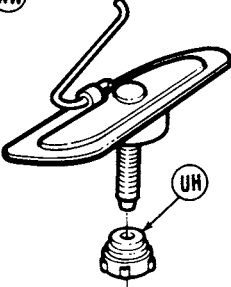
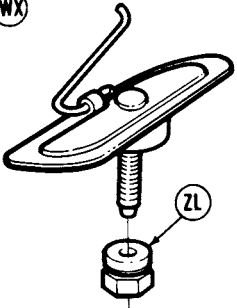
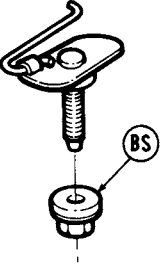
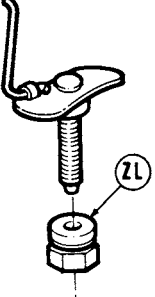

| | | | |
|---|---|---|--|
| <p>(VC)</p>  <p>DIMY 6520818-A</p> | <p>(VD)</p>  <p>D7LY 65423806-A</p> | <p>(VE)</p>  <p>D7LY 6550002-A</p> | <p>(VF)</p>  <p>D7LY 6529033-A</p> |
| <p>(VG)</p>  <p>D7VY 6050002-A</p> | <p>(VH)</p>  <p>D7TZ 9929144-A</p> | <p>(VI)</p>  <p>★ 42366-S</p> | <p>(VK)</p>  <p>D74Y 54423806-C</p> |
| <p>(VL)</p>  <p>D74Y 16A076-A</p> | <p>(VM)</p>  <p>D74Y 5420884-A</p> | <p>(VN)</p>  <p>D70Z 9750074-A</p> | <p>(VO)</p>  <p>DIMY 6540248-B</p> |
| <p>(VP)</p>  <p>381948-S (BB-541-EC)</p> | <p>(VQ)</p>  <p>D7SZ 6029033-A</p> | <p>(VR)</p>  <p>45337-S (M 19-JA)</p> | <p>(VS)</p>  <p>★ E842222-S R/B 383229-S(SS-44-E)</p> |

P.13274

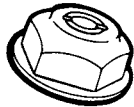
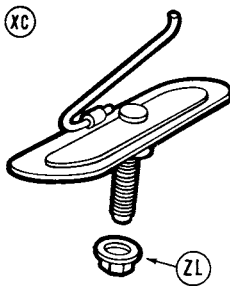

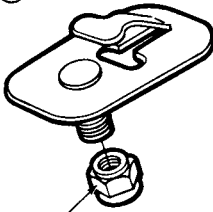

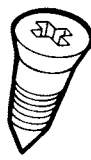
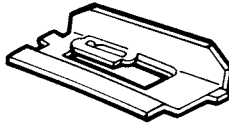

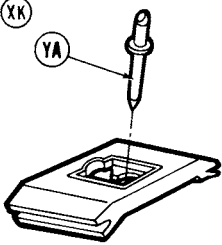
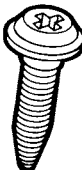
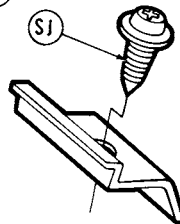
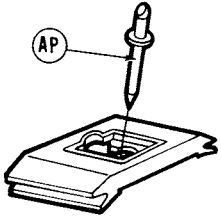
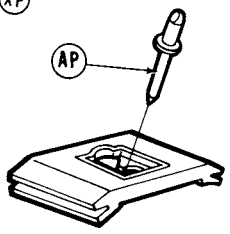
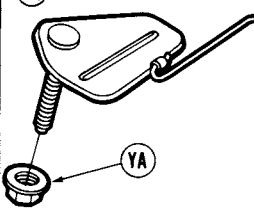
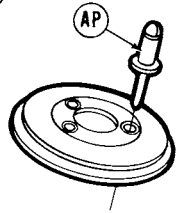
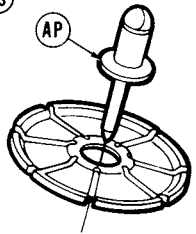
| | | | |
|--|---|---|--|
| <p>VT</p>  <p>★ E864662-S SERVICED IN 42512 ASSY.</p> | <p>VU</p>  <p>D8BZ 6420880-A</p> | <p>VV</p>  <p>D3TZ 16A076-B</p> | <p>VW</p>  <p>D8TZ 98407A12-A</p> |
| <p>VX</p>  <p>D8BZ 5410182-A</p> | <p>VY</p>  <p>D8BZ 7429033-A</p> | <p>VZ</p>  <p>D1AZ 71291B66-A</p> | <p>WA</p>  <p>D8BZ 7420818-A</p> |
| <p>WB</p>  <p>D8BZ 5421060-A</p> | <p>WC</p>  <p>D8KY 5420884-A</p> | <p>WD</p>  <p>C8MY 71425A16-A</p> | <p>WE</p>  <p>★ D8BB-66290A10-A</p> |
| <p>WF</p>  <p>D8KY 6629120-A</p> | <p>GW</p>  <p>D8BZ 5420884-A</p> | <p>WH</p>  <p>D8BZ 5425860-B</p> | <p>WI</p>  <p>D8BZ 5450030-A</p> |

P-14214

1973/ MOULDING RETAINERS

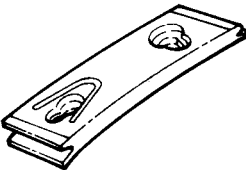
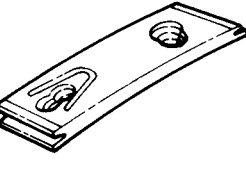
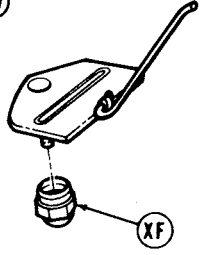
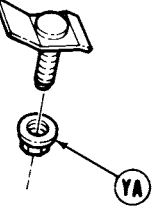
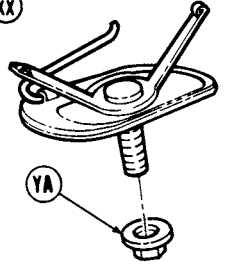
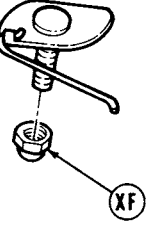
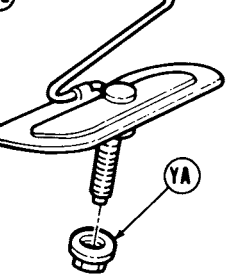
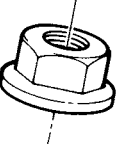
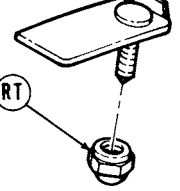
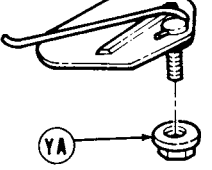
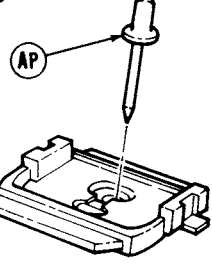
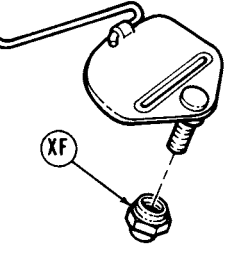
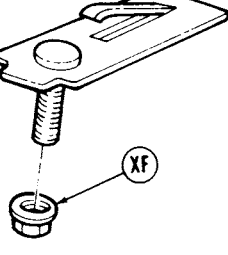
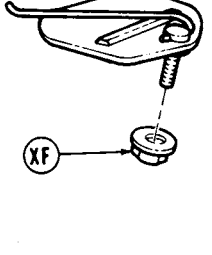

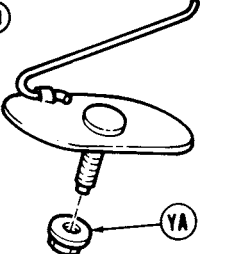
| | | | |
|---|--|--|--|
| <p>(WK)</p>  <p>C9MY 7129124-A</p> | <p>(WL)</p>  <p>D8BZ 54423B06-A</p> | <p>(WM)</p>  <p>D8BZ 54423B06-B</p> | <p>(WN)</p>  <p>D8LY 6550002-B</p> |
| <p>(WP)</p>  <p>D40Z 16A076-F</p> | <p>(WQ)</p>  <p>D8SZ 6029033-A</p> | <p>(WR)</p>  <p>D8SZ 6029033-B</p> | <p>(WS)</p>  <p>D8BZ 7442533-A</p> |
| <p>(WT)</p>  <p>★ E647652-S R/B 383229-S(SS-44-E)</p> | <p>(WU)</p>  <p>D8BZ 5429033-A</p> | <p>(WV)</p>  <p>D8SZ 60407A12-A</p> | <p>(WW)</p>  <p>D8WY 6529033-C</p> |
| <p>(WX)</p>  <p>D8WY 6529033-C</p> | <p>(WY)</p>  <p>C8MY 5429120-A</p> | <p>(WZ)</p>  <p>D8SZ 6029033-C</p> | <p>(XA)</p>  <p>376362-S (UU-56-C)</p> |

P-14215

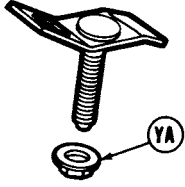
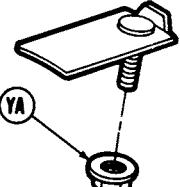
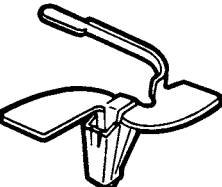

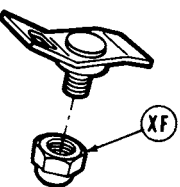
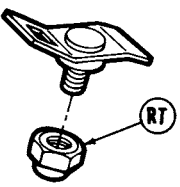
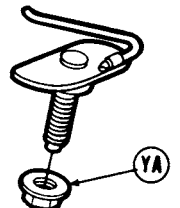
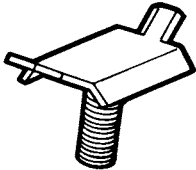
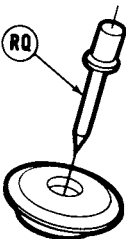
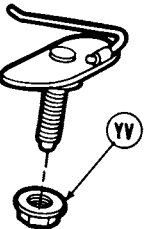
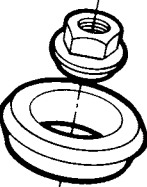
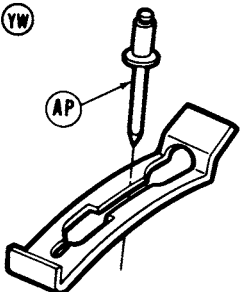
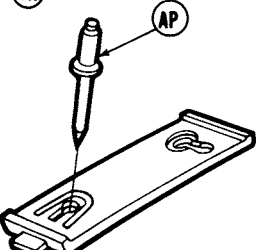
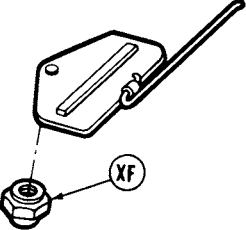
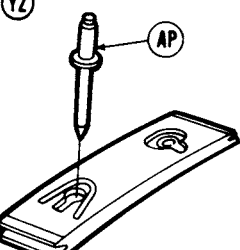
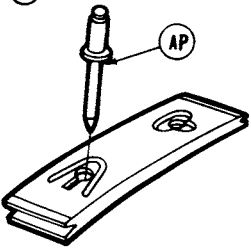
| | | | |
|--|---|---|---|
| <p>(XB)</p>  <p>★45285-S</p> | <p>(XC)</p>  <p>D70Z 6540368-A</p> | <p>(XD)</p>  <p>D8RZ 6420880-B</p> | <p>(XE)</p>  <p>D9AZ 5420884-A</p> |
| <p>(XF)</p>  <p>N800354-S (AM-49-E)</p> | <p>(XG)</p>  <p>N800487-S</p> | <p>(XH)</p>  <p>D8VY 6003166-A</p> | <p>(XI)</p>  <p>D8BZ 5410198-A</p> |
| <p>(XK)</p>  <p>D9ZZ 6610182-B</p> | <p>(XL)</p>  <p>56910-S(U-413)</p> | <p>(XM)</p>  <p>D9AZ 54517C58-A</p> | <p>(XN)</p>  <p>D9AZ 5410182-A</p> |
| <p>(XP)</p>  <p>D9AZ 5410182-B</p> | <p>(XQ)</p>  <p>D9AZ 5410198-A</p> | <p>(XR)</p>  <p>D9AZ 5410198-C</p> | <p>(XS)</p>  <p>D9MY 16A076-A</p> |

1973/ MOULDING RETAINERS

P-15052

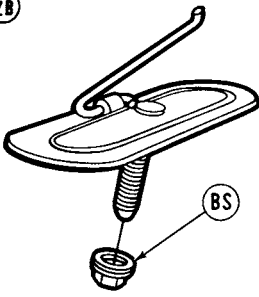
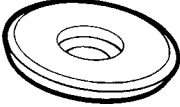
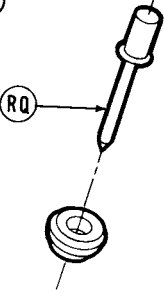
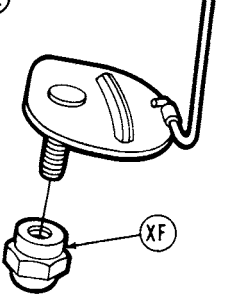
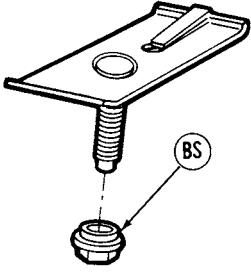
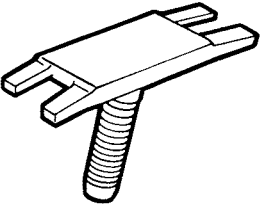
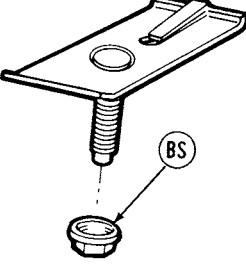
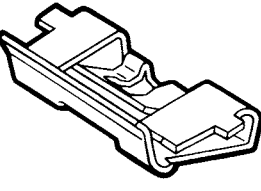
| | | | |
|---|---|--|--|
|  <p>D9AZ 5429144-B</p> |  <p>D9AZ 5429144-A</p> |  <p>D9AZ 5421094-A</p> |  <p>N800320-S</p> |
|  <p>D9AZ 16A076-D</p> |  <p>D9AZ 71407A12-A</p> |  <p>D9AZ 7429120-A</p> |  <p>N800333-S</p> |
|  <p>D9AZ 16A076-E</p> |  <p>D9AZ 16A076-C</p> |  <p>D9AZ 16A076-B</p> |  <p>D9AZ 7420842-A</p> |
|  <p>D9AZ 7420884-A</p> |  <p>D9AZ 7420884-B</p> |  <p>D10Z 6520818-A</p> |  <p>D9AZ 74291B66-A</p> |

P-15053

| | | | |
|--|---|--|---|
| <p>YK</p>  <p>N800463-S (AR-10)</p> | <p>YL</p>  <p>D9AZ 16A076-E</p> | <p>YM</p>  <p>D9AZ 74425A94-A</p> | <p>YN</p>  <p>D9AZ 7442574-A</p> |
| <p>YP</p>  <p>★ N800464-S</p> | <p>YQ</p>  <p>★ N800464-S</p> | <p>YR</p>  <p>D9AZ 5442533-A</p> | <p>YS</p>  <p>D9AZ 5442533-B</p> |
| <p>YT</p>  <p>D9AZ 5442533-A</p> | <p>YU</p>  <p>D9AZ 5440368-A</p> | <p>YV</p>  <p>N800397-S</p> | <p>YW</p>  <p>D8BZ 5442413-A</p> |
| <p>YX</p>  <p>D9MY 5421066-A</p> | <p>YY</p>  <p>D9MY 5421094-A</p> | <p>YZ</p>  <p>D9MY 5429120-A</p> | <p>ZA</p>  <p>D9MY 5429144-A</p> |

P-15054

1973 / MOULDING RETAINERS

| | | | |
|---|---|---|--|
| <p>(ZB)</p>  <p>D9LY 6550002-A</p> | <p>(ZC)</p>  <p>D9MY 7429177-A</p> | <p>(ZD)</p>  <p>D9MY 7429120-A</p> | <p>(ZE)</p>  <p>D9MY 74425A00-A</p> |
| <p>(ZF)</p>  <p>D9ZZ 6120818-A</p> | <p>(ZG)</p>  <p>D9ZZ 6621060-A</p> | <p>(ZH)</p>  <p>D9ZZ 61290B46-A</p> | <p>(ZI)</p>  <p>D9ZZ 6142413-A</p> |
| <p>(ZK)</p> <p>D9AZ 5429033-A</p> | <p>(ZL)</p> <p>383693-S(MM-291-AA)</p> | <p>(ZM)</p> <p>D9AZ 5403178-A</p> | <p>(ZN)</p> <p>D8BZ 5450030-B</p> |
| | | | |

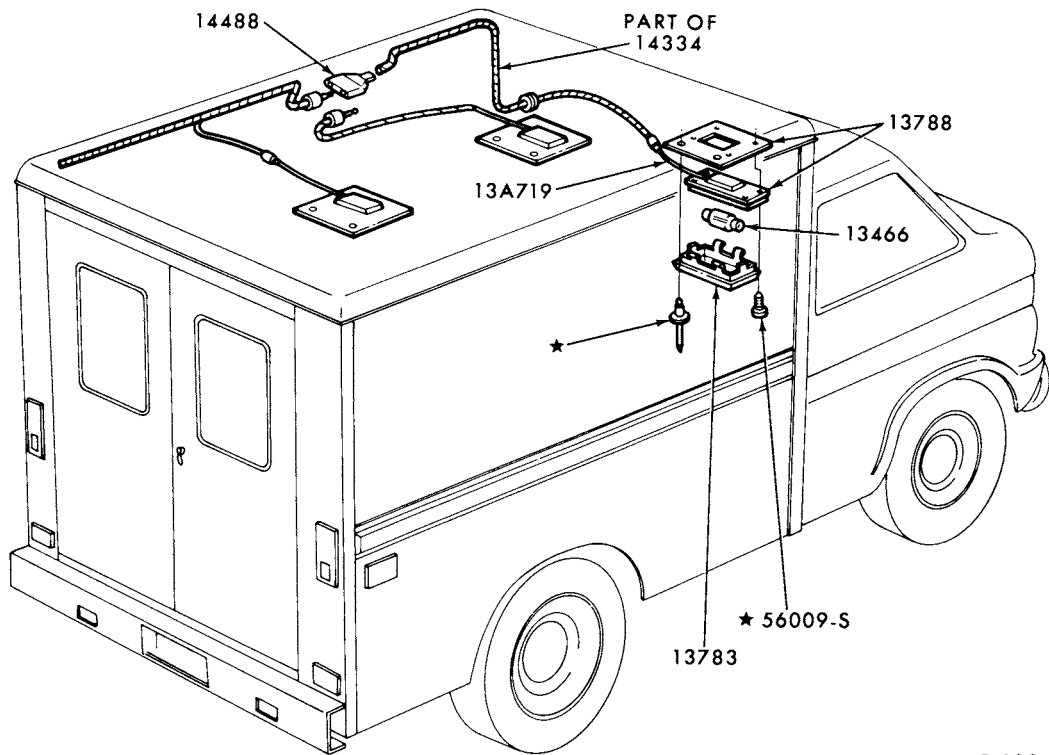
P-15055

PARCEL DELIVERY VAN SECTION

This 1972/74 Econoline PDV (Parcel Delivery Van) Section has been prepared for your convenience in selecting and ordering service parts.

To facilitate part number selection this section includes illustrations followed by the related text information. They are arranged as follows:

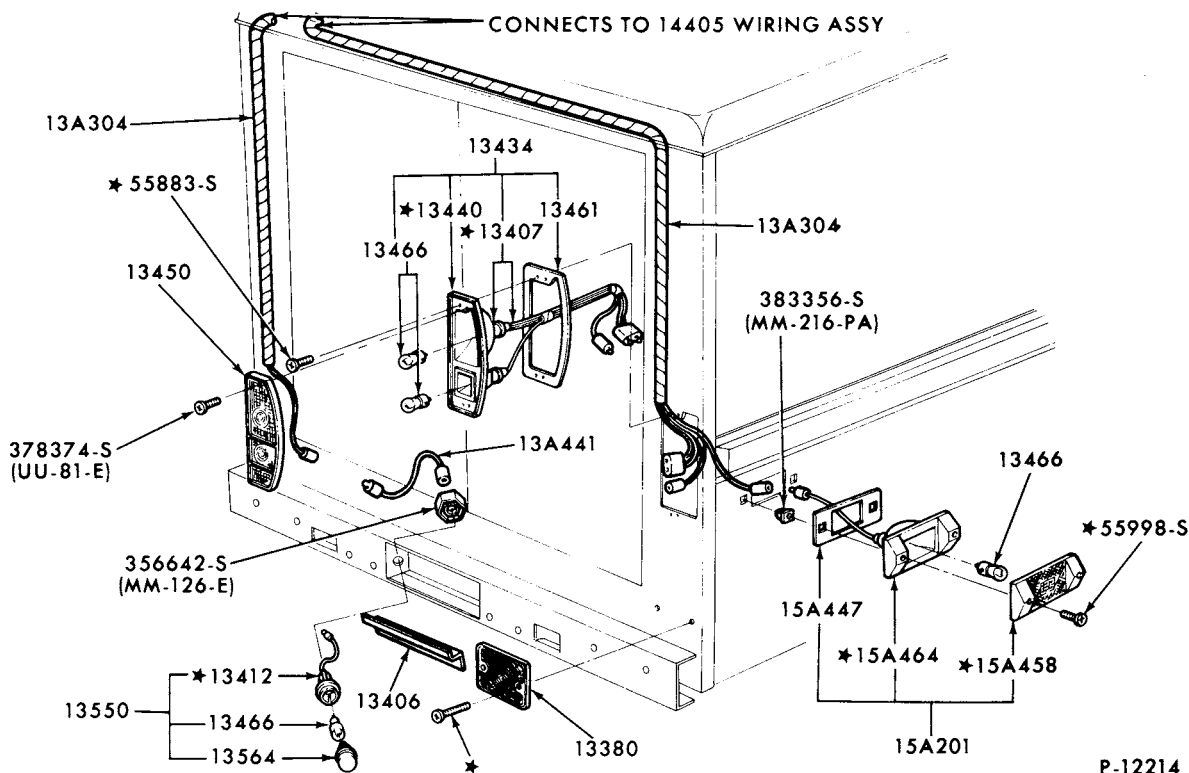
| | |
|---|------------|
| Back Door Parts-w/Hinged Doors | Page 10,11 |
| Back Door Parts-w/Roll-up Door | 9 |
| Back Door Window Parts | 12 |
| Dome Lamp and Wiring | 3 |
| Partition Parts Between Cab and Van | 9 |
| Rear Bumper Parts-w/Step | 13 |
| Rear Bumper Parts-w/o Step | 14 |
| Rear Lamps, Backup Lamps, License Plate Lamps and . . Marker Lamps-w/Step Bumper | 4,5 |
| Rear Lamps, Backup Lamps, License Plate Lamps and . . Marker Lamps-w/o Step Bumper | 5,6 |
| Seals and Rails-Van to Cab | 2 |
| Sheet Metal | 15,16,17 |
| Spare Wheel and Jack Storage-10' Box | 8 |
| Spare Wheel and Jack Storage-12' Box | 7 |



P-12241

DOMELAMP and WIRING - 1972/74 E300

| GROUP NUMBER | PART NAME | DESCRIPTION | PART NUMBER | QTY. |
|--------------|--------------------|---|---------------|------|
| 13466 | Bulb (dome lamp) | | D1AZ 13466-A | 1 |
| 13A719 | Wiring (dome lamp) | 1972/73 | D1UZ 13A719-B | 1 |
| | | 1974 | D3UZ 13A719-A | 1 |
| 13783 | Lens (dome lamp) | | D1AZ 13783-A | 1 |
| 13788 | Body (dome lamp) | | D1AZ 13788-A | 1 |
| 14334 | Wiring (tail lamp) | 39" long-improvise from bulk wiring (B6A 14296-C) and add 2 terminals (B9A 14294-K) and 1 connector (B7A 14487-A) | ★ | |
| 14488 | Connector (wiring) | | C8OZ 14488-A | AR |
| | | | | |
| | | | | |
| | | | | |
| | | | | |
| | | | | |
| | | | | |
| | | | | |
| | | | | |
| | | | | |



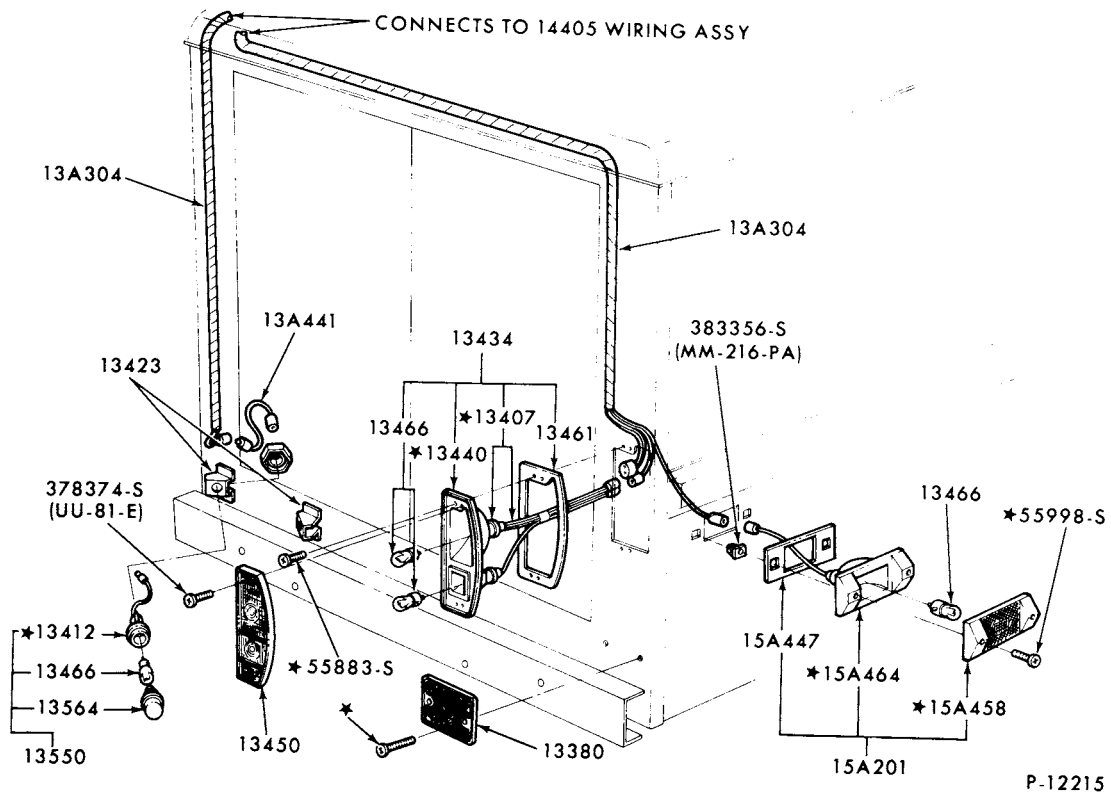
P-12214

REAR LAMPS, BACKUP LAMPS, LICENSE PLATE LAMPS, MARKER LAMPS and
RELATED PARTS - 1972/74 E300--w/STEP BUMPER

| GROUP NUMBER | PART NAME | DESCRIPTION | PART NUMBER | QTY. |
|--------------|---|---|---------------------------------------|------|
| 13A304 | Wiring (rear turn indicator) | | (RH) D2UZ 13A304-A (LH) D2UZ 13A304-B | 1 |
| 13380 | Reflector (rear) | | C7TZ 13380-C | 2 |
| 13406 | Bracket (license plate) | | D2UZ 13406-A | 1 |
| 13407 | Socket and wiring (rear lamp) | Serviced only in assy.-group 13434-5 | ★ | |
| 13412 | Socket and wiring (license plate lamp) | Serviced only in assy.-group 13550 | ★ | |
| 13434-5 | Body assy. (rear lamp) | | (RH) D2UZ 13434-A (LH) D2UZ 13435-A | 1 |
| 13440 | Body (rear lamp) | Serviced only in assy.-group 13434-5 | ★ | |
| 13A441 | Wiring (license plate lamp) | | D2UZ 13A441-A | 1 |
| 13450 | Lens (rear lamp) | | (RH) C7TZ 13450-E (LH) C7TZ 13450-F | 1 |
| 13461 | Gasket (rear lamp lens) | | C7TZ 13461-A R.H. and L.H. | 2 |
| 13466 | Bulb | Rear lamp- Industry #1157 | C8TZ 13466-A | 2 |
| | | Backup lamp- Industry #1156 | C3DZ 13466-A | 2 |
| | | Side marker lamp- Industry #194 | C2AZ 13466-C | 2 |
| | | License plate lamp- Industry #1178 | C5TZ 13466-A | 2 |
| | | | | |
| | | | | |

REAR LAMPS. BACKUP LAMPS. LICENSE PLATE LAMPS. MARKER LAMPS and
RELATED PARTS - 1972/74 E300--w/STEP BUMPER - cont'd.

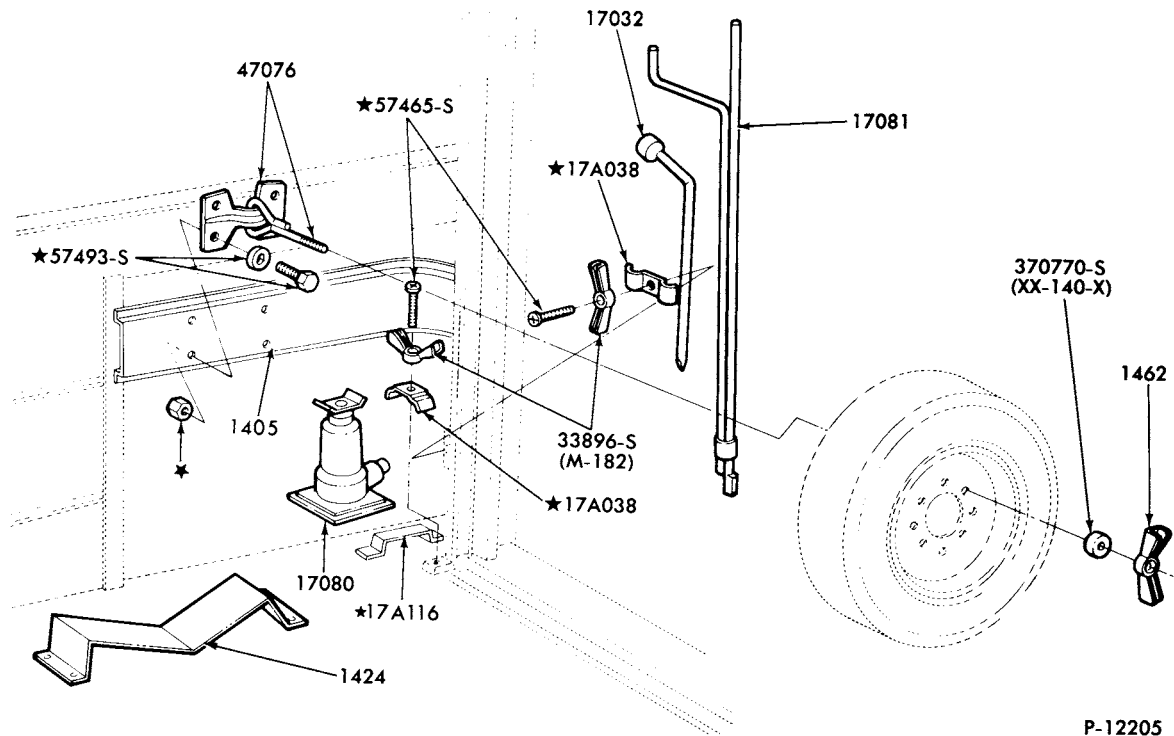
| GROUP NUMBER | PART NAME | DESCRIPTION | PART NUMBER | QTY. |
|--------------|---|--|-----------------------------|------|
| 13550 | Lamp assy. (license plate) | | DOTZ 13550-A | 2 |
| 13564 | Lens (license plate lamp) | | DOTZ 13564-A | 2 |
| 14405 | Wiring (rear lamp) | | D0UZ 14405-F | 1 |
| 15A201 | Lamp assy. (body side marker) | | D0UZ 15A201-B R.H. and L.H. | 2 |
| 15A442 | Socket and wiring (body side marker lamp) | | D0UZ 15A442-A R.H. and L.H. | 2 |
| 15A447 | Gasket (body side marker lamp) | | D0UZ 15A447-A | 2 |
| 15A464 | Body (body side marker lamp) | Serviced only in assy.-group 15A201 | ★ | |
| 15A458 | Lens (body side marker lamp) | Serviced only in assy.-group 15A201 | ★ | |



REAR LAMPS. BACKUP LAMPS. LICENSE PLATE LAMPS. MARKER LAMPS and
RELATED PARTS - 1972/74 E300--w/o STEP BUMPER

REAR LAMPS. BACKUP LAMPS. LICENSE PLATE LAMPS. MARKER LAMPS and
RELATED PARTS - 1972/74 E300--w/o STEP BUMPER - cont'd.


| GROUP NUMBER | PART NAME | DESCRIPTION | PART NUMBER | | QTY. |
|--------------|--|---|--------------------|--------------------|------|
| | | | (RH) | (LH) | |
| 13A304 | Wiring (rear turn indicator) | | (RH) D2UZ 13A304-A | (LH) D2UZ 13A304-B | 1 |
| 13380 | Reflector (rear) | | C7TZ 13380-C | R.H. and L.H. | 2 |
| 13407 | Socket and wiring (rear lamp) | Serviced only in assy.-group 13434-5 | ★ | | |
| 13412 | Socket and wiring (license plate lamp) | Serviced only in assy.-group 13550 | ★ | | |
| 13423 | Bracket (license plate lamp) | | D3UZ 13423-A | | 2 |
| 13440 | Body (rear lamp) | Serviced only in assy.-group 13434-5 | ★ | | |
| 13A441 | Wiring (license plate lamp) | | D2UZ 13A441-A | | 1 |
| 13434-5 | Body assy. (rear lamp) | 1972/73 | (RH) D2UZ 13434-A | (LH) D2UZ 13435-A | 1 |
| | | 1974 | (RH) D4UZ 13434-A | (LH) D4UZ 13435-A | 1 |
| 13450 | Lens (rear lamp) | | (RH) C7TZ 13450-E | (LH) C7TZ 13450-F | 1 |
| 13461 | Gasket (rear lamp lens) | | C7TZ 13461-A | R.H. and L.H. | 2 |
| 13466 | Bulb | License plate lamp- Industry #1178 | C5TZ 13466-A | | 2 |
| | | Rear lamp- Industry #1157 | C8TZ 13466-A | | 2 |
| | | Side marker lamp- Industry #194 | C2AZ 13466-C | | 2 |
| | | Backup lamp- Industry #1156 | C3DZ 13466-A | | 2 |
| 13550 | Lamp assy. (license plate) | 1972/73 | D0TZ 13550-A | | 2 |
| | | 1974 | D3TZ 13550-A | | 2 |
| 13564 | Lens (license plate lamp) | 1972/73 | D0TZ 13564-A | | 2 |
| | | 1974 | D3AZ 13564-A | | 1 |
| 14405 | Wiring (rear lamp) | | D0UZ 14405-F | | 1 |
| 15A201 | Lamp assy. (body side marker) | | D0UZ 15A201-B | R.H. and L.H. | 2 |
| 15A442 | Socket and wiring (body side marker lamp) | | D0UZ 15A442-A | R.H. and L.H. | 2 |
| 15A458 | Lens (body side marker lamp) | Serviced only in assy.-group 15A201 | ★ | | |
| 15A464 | Body (body side marker lamp) | Serviced only in assy.-group 15A201 | ★ | | |
| | | | | | |
| | | | | | |
| | | | | | |
| | | | | | |
| | | | | | |



P-12205

SPARE WHEEL and JACK STORAGE PARTS - 1972/74 E300--12' BOX

| GROUP NUMBER | PART NAME | DESCRIPTION | PART NUMBER | QTY. |
|--------------|---|-------------|----------------|------|
| 1405 | Support (spare wheel carrier) | | D0TZ 1405-A | 1 |
| 1424 | Plate (spare wheel mounting) | | D2UZ 1424-A | 1 |
| 1462 | Wingnut (spare wheel mounting) | | C8UZ 1462-A | 1 |
| 17032 | Wrench (wheel nut) | | C2SZ 17032-C | 1 |
| 17A038 | Retainer (jack handle and wheel nut wrench) | Improvise | ★ | |
| | Retainer (jack) | Improvise | ★ | |
| 17080 | Jack assy. | 1972 | C8UZ 17080-B | 1 |
| | | 1973/74 | D3TZ 17080-C | 1 |
| 17081 | Handle (jack) | | D4UZ 17081-B | 1 |
| 17A116 | Retainer (jack) | Improvise | ★ | |
| 47076 | Bracket (spare wheel mounting) | | C8UZ 8247076-A | 1 |
| | | | | |
| | | | | |
| | | | | |
| | | | | |
| | | | | |
| | | | | |
| | | | | |
| | | | | |
| | | | | |

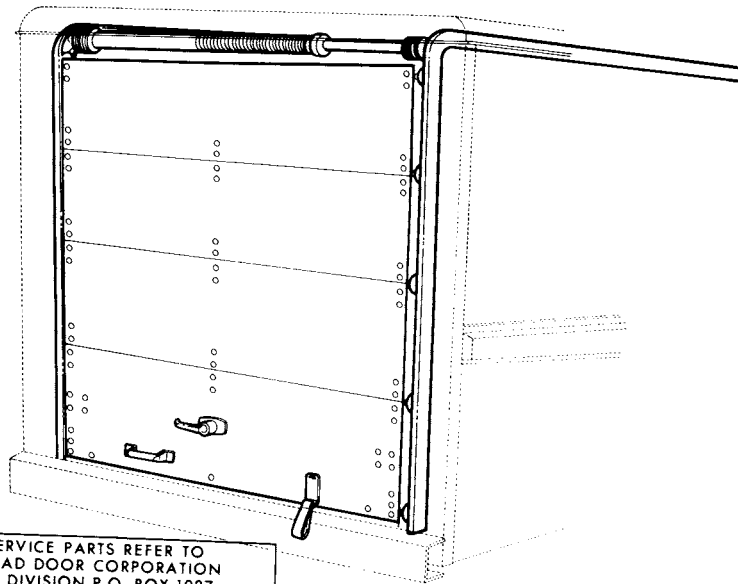


PARTITION AND DETAILS
NOT AVAILABLE FOR SERVICE

P-12212

PARTITION PARTS - BETWEEN CAB and VAN - 1972/74 E300

NOT SERVICED - IMPROVISE or OBTAIN LOCALLY

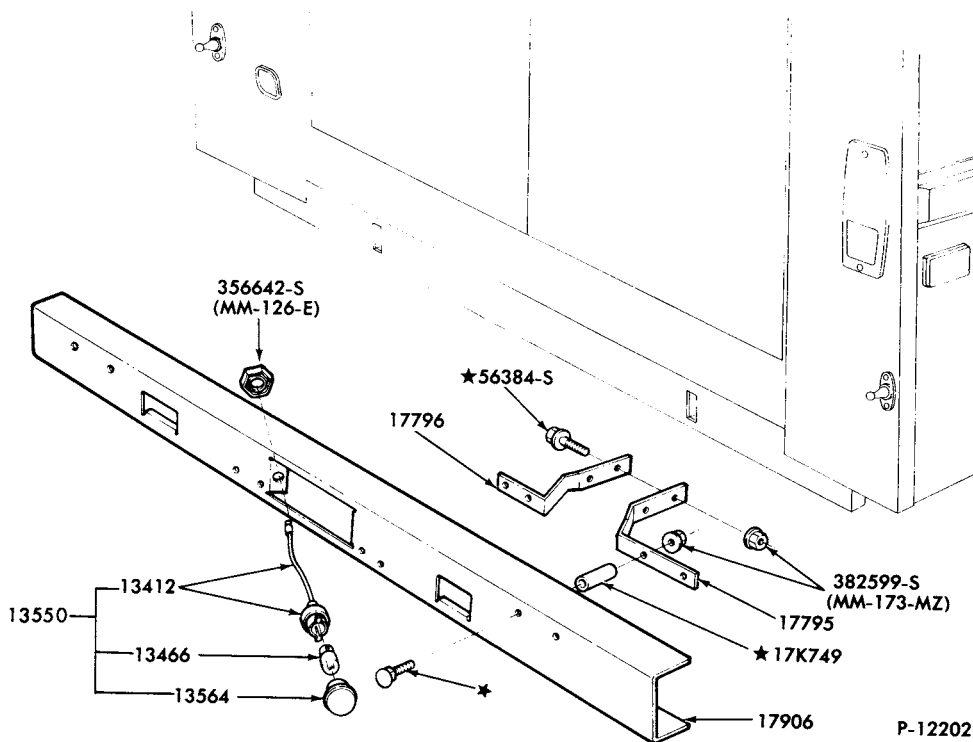


FOR SERVICE PARTS REFER TO
OVERHEAD DOOR CORPORATION
TODCO DIVISION P.O. BOX 1087
MARION, OHIO 43302
TEL. 614-383-6376

P-12211

BACK DOOR and RELATED PARTS - 1972/74 E300--w/ROLL-UP DOOR

NOT SERVICED - IMPROVISE or OBTAIN FROM LOCAL
OVERHEAD DOOR CORPORATION (TODCO) SUPPLIER

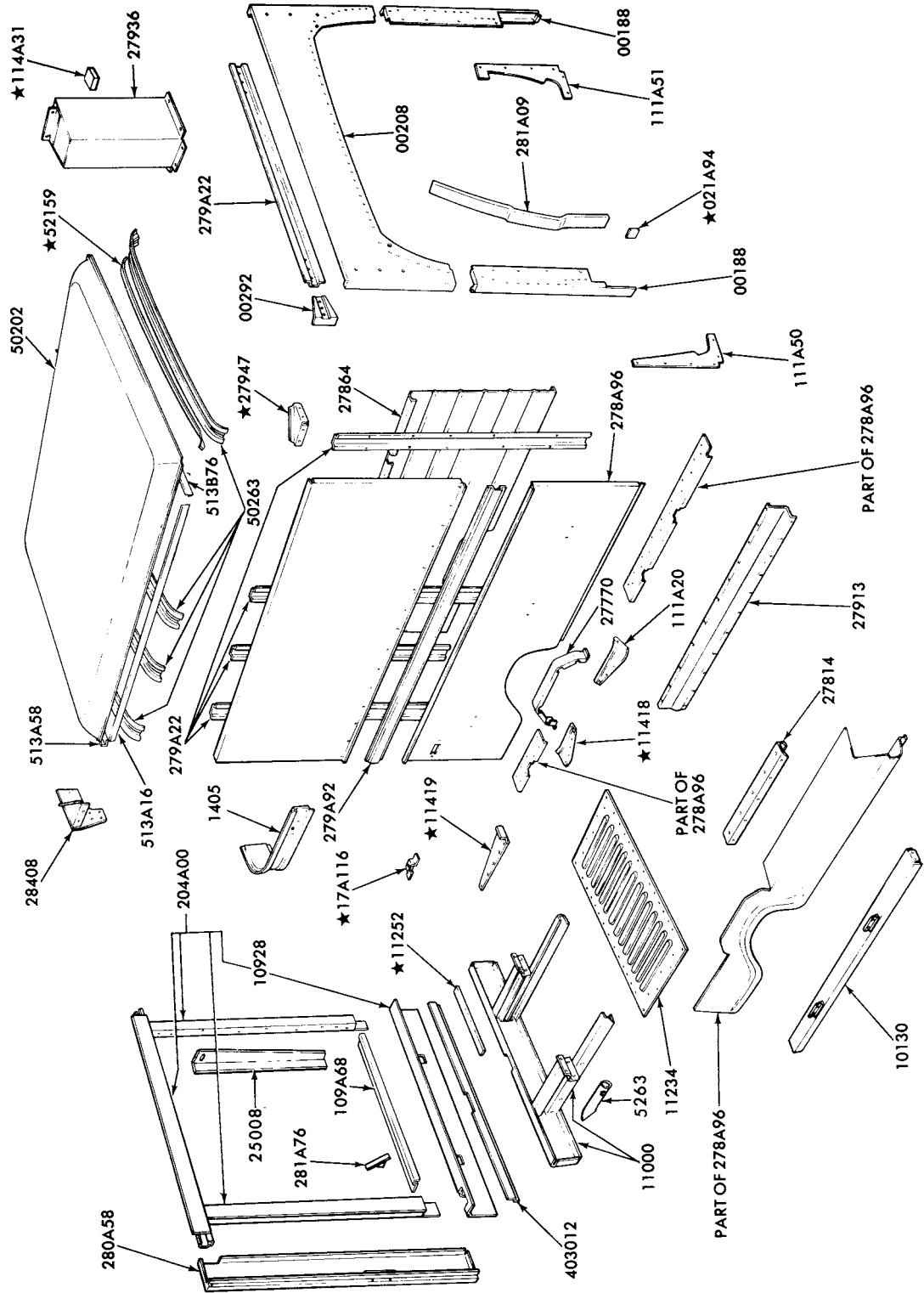


P-12202

REAR BUMPER and RELATED PARTS - 1972/74 E300--w/STEP

| GROUP NUMBER | PART NAME | DESCRIPTION | PART NUMBER | QTY. |
|--------------|--|-------------------------------------|-------------------------------------|------|
| 13412 | Socket and wiring (license plate lamp) | Serviced only in assy.-group 13550 | ★ | |
| 13466 | Bulb (license plate lamp) | Industry #1178 | C5TZ 13466-A | 2 |
| 13550 | Lamp assy. (license plate) | | DOTZ 13550-A | 2 |
| 13564 | Lens (license plate lamp) | | DOTZ 13564-A | 2 |
| 17K749 | Spacer (rear bumper) | Improvise from 1/2" dia. black pipe | ★ | |
| 17795-6 | Arm (rear bumper mounting) | Inner | (RH) C8UZ 17796-A (LH) C8UZ 17795-A | 1 |
| | | Outer | (RH) C8UZ 17795-A (LH) C8UZ 17796-A | 1 |
| 17906 | Bumper (rear) | Use D3UZ 17906-A for service | ★ | |
| | | | | |
| | | | | |
| | | | | |
| | | | | |
| | | | | |
| | | | | |
| | | | | |
| | | | | |
| | | | | |
| | | | | |

P-12238



SHEET METAL - 1972/74 E300

**1973/79
TRUCK SERIES 100/500**

1972/74 ECONOLINE 17
PDV SECTION

SHEET METAL - 1972/74 E300 - cont'd.

| GROUP NUMBER | PART NAME | DESCRIPTION | PART NUMBER | | QTY. |
|--------------|--|---|----------------------|----------------------|---------|
| 204A00 | Frame assy. (back door opening) | | D3UZ 11204A00-B | | 1 |
| 25008 | Support (back door upper track) | 10' box w/roll-up door | (RH) D3UZ 1125008-A | (LH) D3UZ 1125008-B | 1 |
| | | 12' box w/roll-up door | D3UZ 1125008-C | R.H. and L.H. | 2 |
| 27770 | Reinforcement (rear wheelhouse panel) | | D3UZ 1127770-A | R.H. and L.H. | 2 |
| 27814 | Reinforcement (cab rocker panel) | | D2UZ 1127814-A | R.H. and L.H. | 2 |
| 27864-5 | Panel (body side inner) | 12' box | (RH) D3UZ 1127864-A | (LH) D3UZ 1127865-A | 1 |
| | | 10' box-cut to 119" long, cut 17" x 20 1/2" piece from lower rear corner, add necessary holes | | | 1 |
| 278A92 | Panel (body side upper) | 12' box | D3UZ 11278A92-A | R.H. and L.H. | 2 |
| | | 10' box-cut to 118 7/8" long-bend rear edge to form a 3/4" wide flange, add necessary holes | | | 2 |
| 278A96-7 | Panel assy. (body side lower) | 12' box | (RH)★D3UZ 11278A96-A | (LH) D3UZ 11278A97-A | 1 |
| | | 10' box-cut to 118 7/8" long-bend rear edge to form a 3/4" wide flange, add 1 5/16" x 2 7/8" hole for marker lamp | | | 1 |
| 27913 | Support (body side panel front) | Cut to fit | D3UZ 1127913-A | R.H. and L.H. | 2 |
| 279A22 | Support (front body panel) | Cut to fit | D2UZ 11279A22-A | | 1 |
| | Support (quarter panel) | 10' box-cut to fit 12' box-cut to fit | | | 8 10 |
| 27947 | Reinforcement (body side panel rear) | Improvise | ★ | | |
| 279A92 | Extension (body side lower) | Rubrail-12' box | D3UZ 11279A92-A | R.H. and L.H. | 2 |
| | | 10' box-cut to fit | | | 2 |
| 280A58-9 | Panel (body side rear corner) | | (RH)★D2UZ 11280A58-A | (LH) D2UZ 11280A59-A | 1 |
| 281A08-9 | Pillar (cab to van) | | (RH) D3UZ 11281A08-A | (LH) D3UZ 11281A09-A | 1 |
| 281A76-7 | Gusset (body side rear corner pillar to floor) | | (RH) D2UZ 11281A76-A | (LH) D2UZ 11281A77-A | 1 |
| 28408-9 | Reinforcement (body side panel rear) | W/hinged doors | (RH) D2UZ 1128408-B | (LH) D2UZ 1128409-B | 1 |
| | | W/overhead door | (RH) D2UZ 1128408-A | (LH) D2UZ 1128409-A | 1 |
| 403D12 | Member (body rear cross inner) | | D2UZ 11403D12-A | | 1 |
| 50202 | Panel (roof) | 12' box | D2UZ 1150202-B | | 1 |
| 50263 | Reinforcement (roof panel) | 10' box | ★D3UZ 1150263-A | | 4 |
| | | 12' box | | | 5 |
| 513A16 | Rail (roof side rear) | 12' box | D3UZ 11513A16-A | | 2 |
| | | 10' box-cut to fit | | | |
| 513A58 | Rail (roof rear) | | D2UZ 11513A58-A | | 1 |
| 513B76 | Rail (roof front) | | D2UZ 11513B76-A | | 1 |
| 52159 | Filler (roof trim panel support) | Improvise | ★ | | |
| | | | | | |
| | | | | | |
| | | | | | |

April, 1980

COPYRIGHT © 1980 -

FORD MOTOR COMPANY

-DEARBORN, MICHIGAN

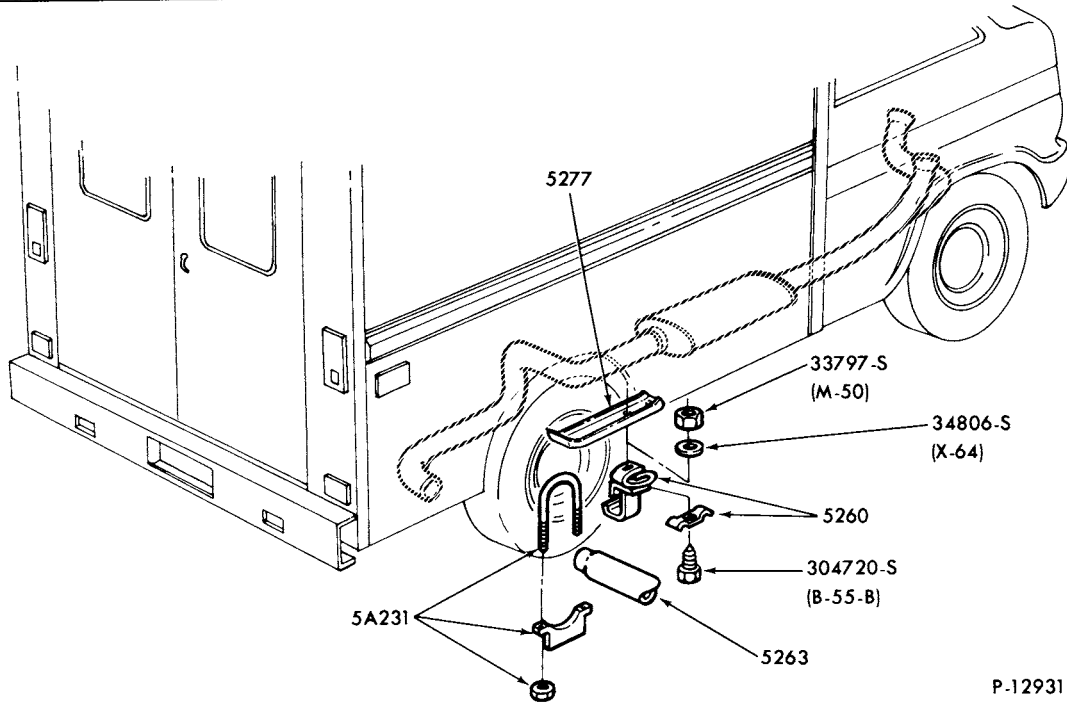
Change No. 1

PARCEL DELIVERY VAN SECTION

This 1975/ Econoline PDV (Parcel Delivery Van) Section has been prepared for your convenience in selecting and ordering service parts.

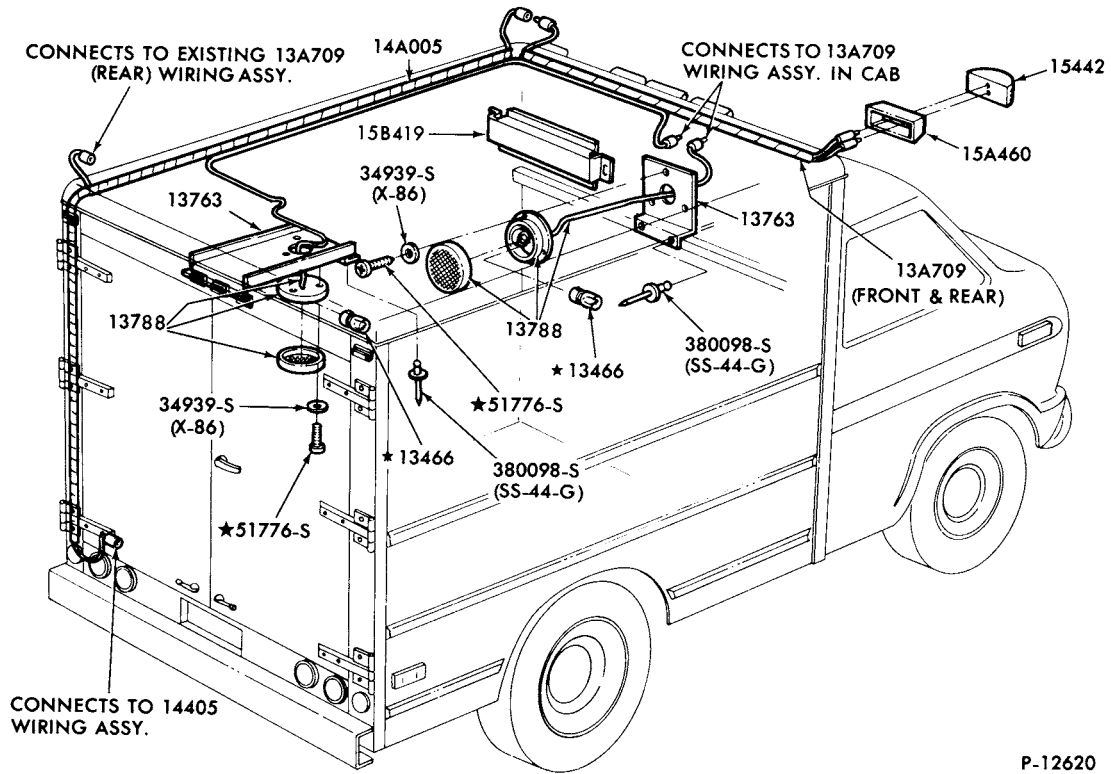
To facilitate part number selection this section includes illustrations followed by the related text information. They are arranged as follows:

| | |
|---|------------|
| Back Door Parts-w/Hinged Doors | Page 10,11 |
| Back Door Parts-w/Roll-up Door | " 12 |
| Back Door Window Parts | " 10,11 |
| Dome Lamp and Wiring-w/Hinged Doors | " 3 |
| Dome Lamp and Wiring-w/Roll-up Doors | " 4 |
| Partition Parts Between Cab and Van | " 24,25 |
| Rear Bumper Parts | " 8 |
| Rear Lamps, Backup Lamps, License Plate Lamps and . . . Marker Lamps | " 5 |
| Seals and Rails-Van to Cab | " 9 |
| Sheet Metal - Upper Body | " 18,19,20 |
| Sheet Metal - Lower Body-w/12' long box | " 14,15 |
| Sheet Metal - Lower Body-w/14' long box | " 16,17 |
| Spare Wheel and Jack Storage-w/7' wide box | " 6 |
| Spare Wheel and Jack Storage-w/8' wide box | " 7 |
| Stripes Exterior Body Side | " 23 |
| Tailpipe Extension | " 2 |
| Trim Panels | " 22 |
| Vents - Roof | " 13 |



TAILPIPE EXTENSION
1975/ E250/350

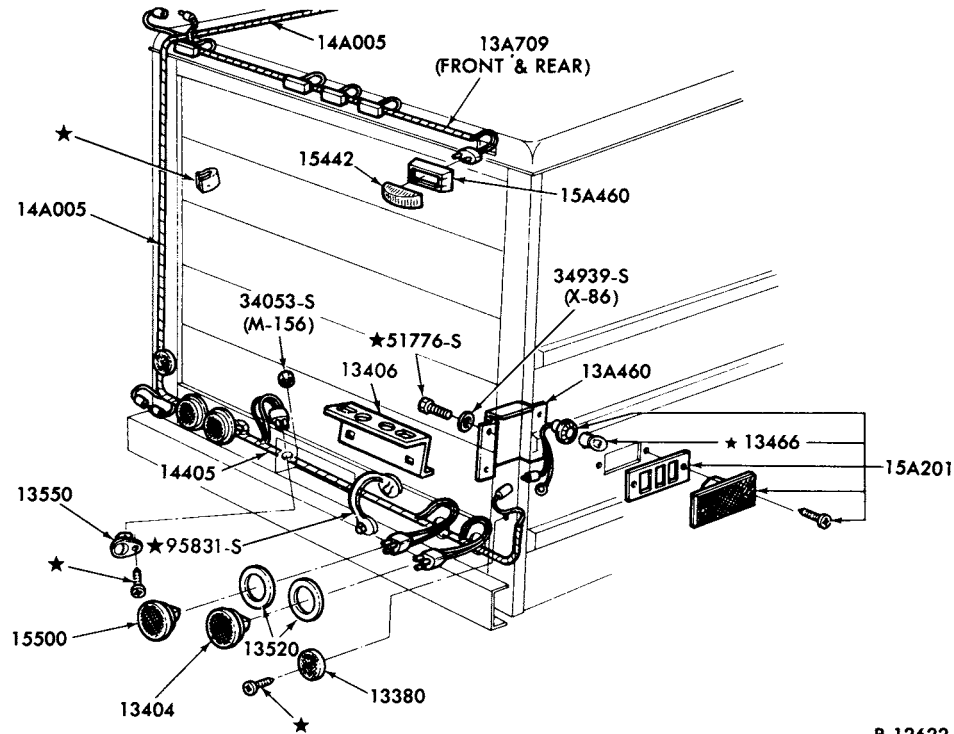
| GROUP NUMBER | PART NAME | DESCRIPTION | PART NUMBER | QTY. |
|--------------|----------------------|--|---------------------------------|------|
| 5A231 | Clamp (exhaust pipe) | Use w/2 1/4" pipe | D1AZ 5A231-A | AR |
| | | Use w/2" pipe | D1AZ 5A231-C | AR |
| | | Use w/2 1/2" pipe | D1AZ 5A231-D | AR |
| 5260 | Hanger (tailpipe) | 2 1/4" dia. | D5UZ 5260-M | 1 |
| | | 2" / 2 1/2" dia. | D5UZ 5260-N | 1 |
| 5263 | Extension (tailpipe) | 6 cyl. 300, 8 cyl. 351 C.I.D.-2 1/4" O.D. x 8 5/16" long | D5UZ 5263-A | 1 |
| | | 6 cyl. 300, 8 cyl. 351 C.I.D.-2 1/4" O.D. x 14 1/4" long | D5UZ 5263-B | 1 |
| | | 6 cyl. 300 C.I.D.-2" O.D. x 8 5/16" long | D5UZ 5263-F | 1 |
| | | 6 cyl. 300 C.I.D.-2" O.D. x 14 1/4" long | D5UZ 5263-G | 1 |
| | | 8 cyl. 460 C.I.D.-2 1/2" O.D. x 8 5/16" long | D5UZ 5263-C | 1 |
| | | 8 cyl. 460 C.I.D.-2 1/2" O.D. x 14 1/4" long | D5UZ 5263-D | 1 |
| | | 1975/77-8 cyl. 460 C.I.D.-2 1/2" O.D. x 5" long | D5UZ 5263-E | 1 |
| | | 1978-8 cyl. 460 C.I.D.-2 1/2" O.D. x 16 1/4" long | D8UZ 5263-A | 1 |
| | | | D5UZ 5277-A | 1 |
| | | 5277 | Bracket (exhaust pipe mounting) | |



P-12620

DOME LAMP and WIRING
1975/ E250/350--W/HINGED DOORS

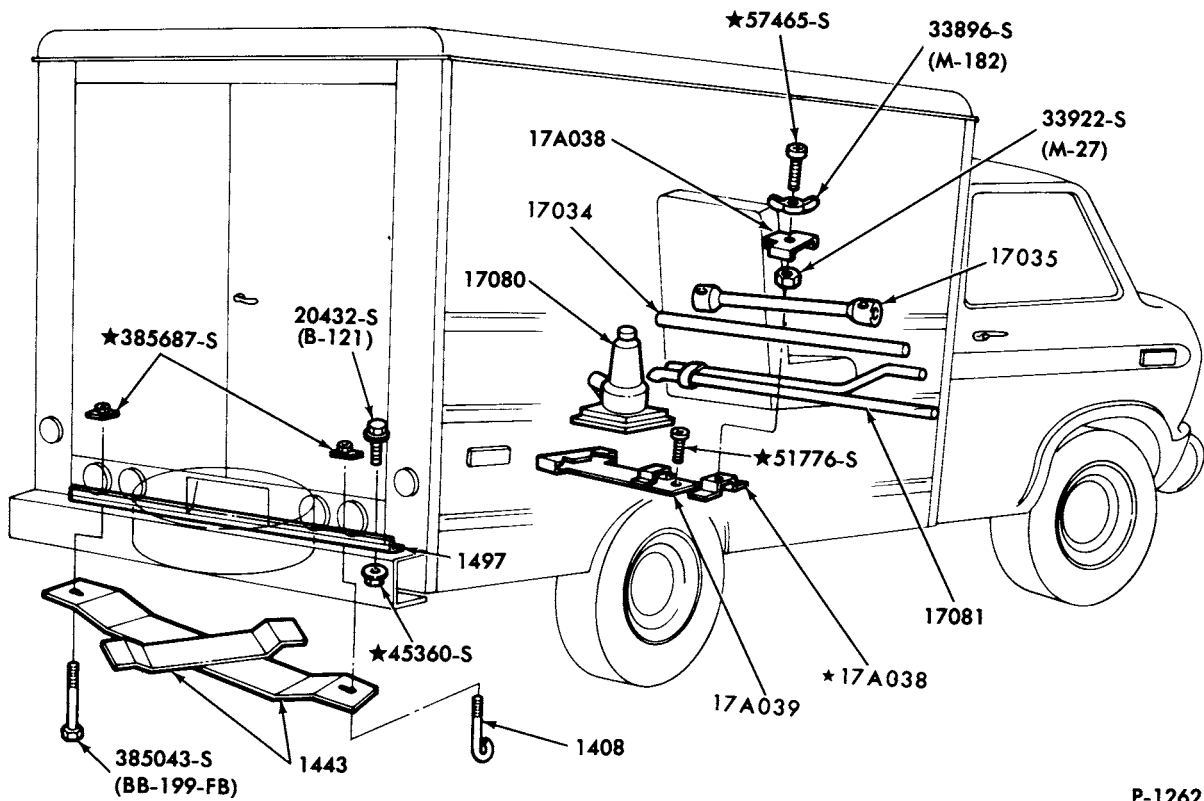
| GROUP NUMBER | PART NAME | DESCRIPTION | PART NUMBER | QTY. |
|--------------|------------------------------|-------------|---------------|------|
| 13466 | Bulb (dome lamp) | | ★ | 2 |
| 13A709 | Wiring assy. (marker lamp) | | D5UZ 13A709-J | 2 |
| 13763 | Bracket (dome lamp mounting) | | D5UZ 13763-B | 2 |
| 13788 | Lamp assy. (dome) | | D5UZ 13788-A | 2 |
| 14A005 | Wiring assy. (main) | | D5UZ 14A005-A | 1 |
| 15B419 | Shield (roof clearance lamp) | | D5UZ 15B419-B | 1 |
| 15442 | Lens (marker lamp) | Amber | D5UZ 15442-B | 5 |
| | | Red | D5UZ 15442-A | 5 |
| 15A460 | Bezel (marker lamp) | | D5UZ 15A460-A | 10 |
| | | | | |
| | | | | |
| | | | | |
| | | | | |
| | | | | |
| | | | | |
| | | | | |
| | | | | |
| | | | | |
| | | | | |



P-12622

REAR LAMPS, BACKUP LAMPS, LICENSE PLATE LAMPS, MARKER LAMPS and
RELATED PARTS
1975/E250/350

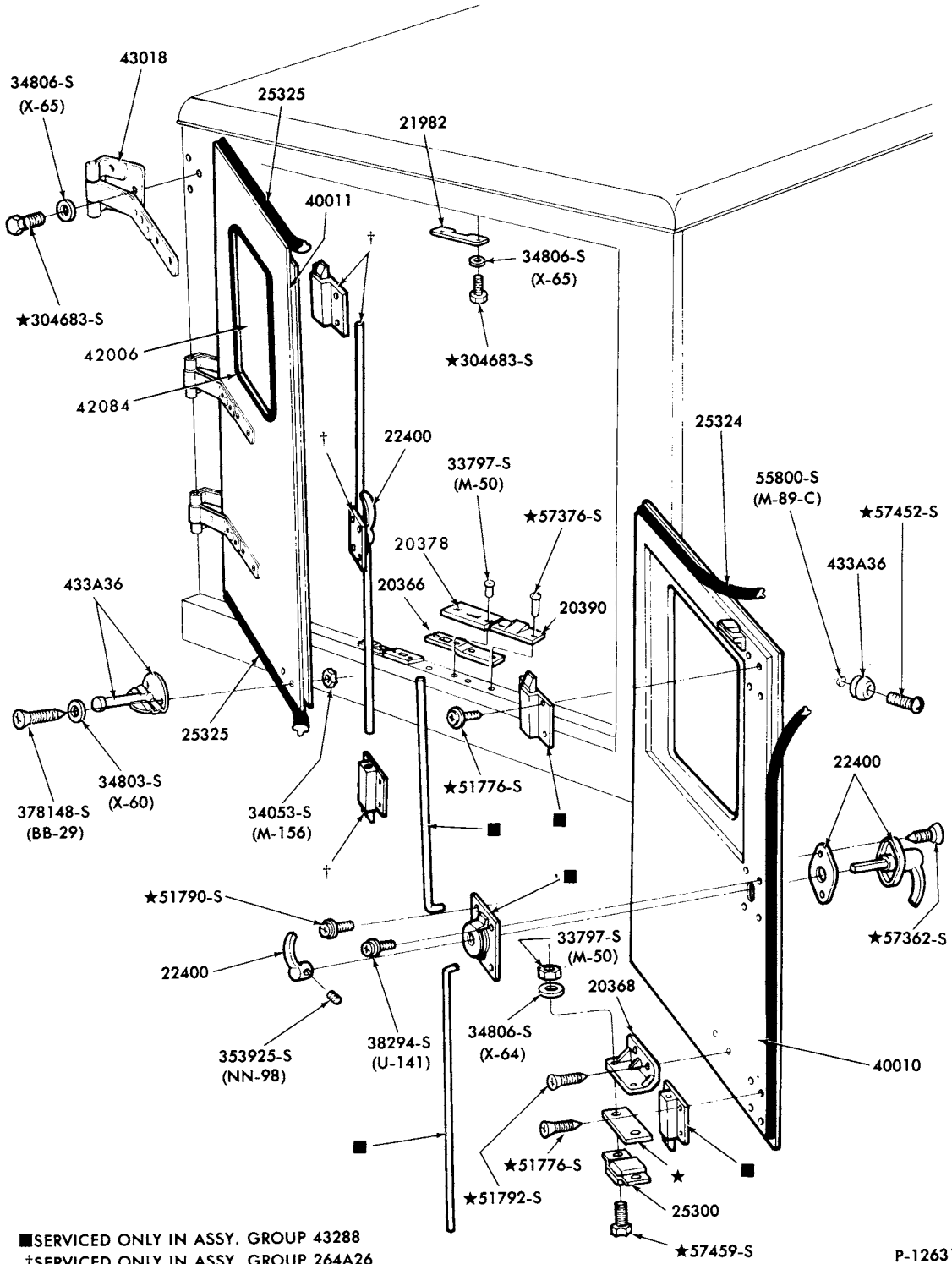
| GROUP NUMBER | PART NAME | DESCRIPTION | PART NUMBER | QTY. |
|--------------|------------------------------|-------------|---------------------------------------|------|
| 13380 | Reflector (rear) | | D5UZ 13380-A | 2 |
| 13404 | Lamp assy. (rear) | | D5UZ 13404-B | 2 |
| 13406 | Bracket (rear license plate) | | D5UZ 13406-A | 1 |
| 13A460 | Shield (marker lamp) | | (RH) D5UZ 13A460-A (LH) D5UZ 13A460-B | 1 |
| 13466 | Bulb (side marker lamp) | | ★ | 2 |
| 13520 | Seal (rear lamp) | | D5UZ 13520-A | 4 |
| 13550 | Lamp assy. (license plate) | | D5UZ 13550-A | 2 |
| 13A709 | Wiring assy. (marker lamp) | | D5UZ 13A709-J | 2 |
| 14A005 | Wiring assy. (main) | | D5UZ 14A005-A | 1 |
| 14A163 | Retainer (rear lamp wiring) | | C3SZ 14A163-B | 4 |
| 14405 | Wiring assy. (rear lamp) | | D5UZ 14405-A | 1 |
| 15A201 | Lamp assy. (side marker) | | D5UZ 15A201-A | 2 |
| 15442 | Lens (marker lamp) | Amber | D5UZ 15442-B | 5 |
| | | Red | D5UZ 15442-A | 5 |
| 15A460 | Bezel (marker lamp) | | D5UZ 15A460-A | 10 |
| 15500 | Lamp assy. (backup) | | D5UZ 15500-A | 2 |



P-12625

SPARE WHEEL and JACK STORAGE PARTS
1975/ E250/350--W/8' WIDE BOX

| GROUP NUMBER | PART NAME | DESCRIPTION | PART NUMBER | QTY. |
|--------------|------------------------------------|---|---------------|------|
| 1408 | Bolt (spare wheel carrier support) | 1/2"-13 x 10 1/2" | D3TZ 1408-B | 1 |
| 1443 | Channel (spare wheel carrier) | | D3TZ 1443-C | 1 |
| 1497 | Support (spare wheel carrier) | | D5UZ 1497-A | 2 |
| 17034 | Handle (wheel nut wrench) | | D4TZ 17034-A | 1 |
| 17035 | Wrench (wheel nut) | Use w/15/16" and 1" hex. nuts | B6Y 17035-A | 1 |
| | | Use w/1 3/32" and 1 9/32" hex. nuts | C7TZ 17035-A | 1 |
| | | Use w/1 1/2" hex. nuts and 13/16" square nuts | 8Q 17035-B | 1 |
| 17A038 | Retainer (jack handle) | Upper | D5UZ 17A038-A | 1 |
| | | Lower-improvise | ★ | |
| 17A039 | Bracket assy. (jack storage) | | D5UZ 17A039-A | 1 |
| 17080 | Jack assy. | 2 ton | D3TZ 17080-C | 1 |
| 17081 | Handle (jack) | | D4UZ 17081-A | 1 |



■SERVICED ONLY IN ASSY. GROUP 43288
†SERVICED ONLY IN ASSY. GROUP 264A26

P-12631

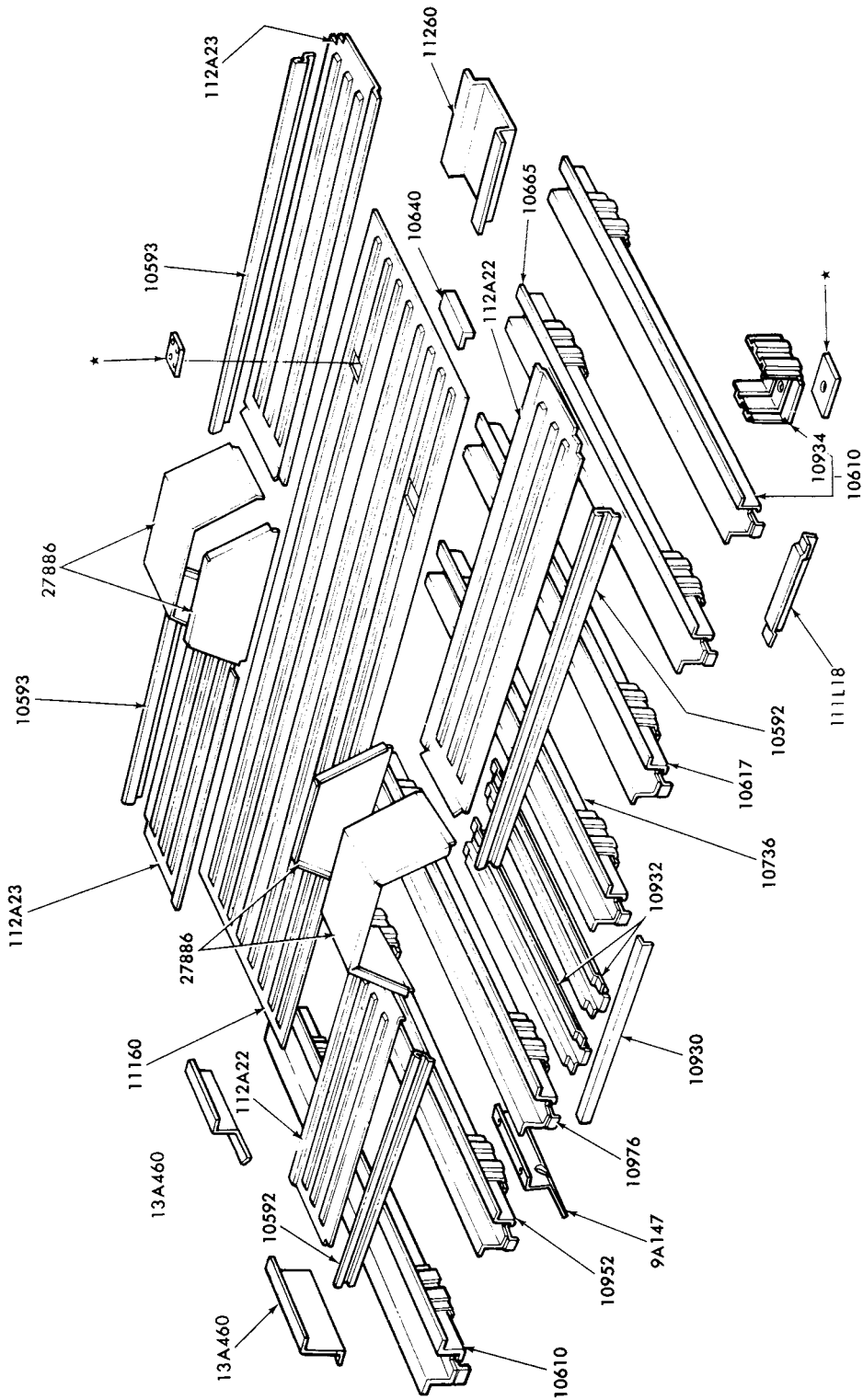
1973/79
TRUCK SERIES 100/500

1975/ ECONOLINE 11
PDV SECTION

BACK DOOR and RELATED PARTS - cont'd.
1975/ E250/350--W/HINGED DOORS

| GROUP NUMBER | PART NAME | DESCRIPTION | PART NUMBER | QTY. |
|--------------|--|---|---|------|
| 20366 | Plate (back door lower wedge mounting) | | D5UZ 1220366-A | 2 |
| 20368 | Plate (back door anti-rack pad mounting) | | D5UZ 1220368-A | 4 |
| 20378 | Wedge (back door lower) | | D5UZ 1220378-A | 1 |
| 20390 | Plate (back door latch lower striker) | Outer | To follow in a subsequent change | 2 |
| 21982 | Plate (back door lock upper striker) | | D5UZ 1221982-A | 2 |
| 22400 | Handle (back door) | Outside-incl. cylinder and keys | D5UZ 1222400-B | 1 |
| | | Inside | D5UZ 1222400-C | 1 |
| 25300 | Wedge (back door anti-rack pad) | | To follow in a subsequent change | 4 |
| 25324-5 | Weatherstrip (back door) | 7' wide box | (RH) D5UZ 1225324-B (LH) D5UZ 1225325-B | 1 |
| | | 8' wide box | (RH) D5UZ 1225324-A (LH) D5UZ 1225325-A | 1 |
| 264A26 | Control and rod assy. (back door latch remote) | | D5UZ 12264A26-A | 1 |
| 40010-1 | Door assy. (back) | 7' wide box-less window opening | (RH) D5UZ 1240010-B (LH) D5UZ 1240011-B | 1 |
| | | 8' wide box-less window opening | (RH) D5UZ 1240010-A (LH) D5UZ 1240011-A | 1 |
| | | 7' wide box-incl. window opening | (RH) D5UZ 1240010-D (LH) D5UZ 1240011-D | 1 |
| | | 8' wide box-incl. window opening | (RH) D5UZ 1240010-C (LH) D5UZ 1240011-C | 1 |
| 42006 | Glass (back door window) | 7' wide box-clear - 18" x 24" NAG'S No. 4636T | D5UZ 1242006-B | 2 |
| | | 8' wide box-clear - 24" x 24" NAG'S No. 2702T | D5UZ 1242006-A | 2 |
| 42084 | Weatherstrip (back door window) | 7' wide box | D5UZ 1242084-C | 2 |
| | | 8' wide box | D5UZ 1242084-B | 2 |
| 43018 | Hinge (back door) | | D5UZ 1243018-A | 6 |
| 43288 | Latch assy. (back door) | | D5UZ 1243288-A | 1 |
| 433A36 | Plunger and socket assy. (back door opening) | | D5UZ 12433A36-A | 2 |
| | | | | |
| | | | | |
| | | | | |
| | | | | |
| | | | | |
| | | | | |
| | | | | |
| | | | | |
| | | | | |
| | | | | |
| | | | | |
| | | | | |

1973/79
TRUCK SERIES 100/500



P-12636

LOWER BODY SHEET METAL PARTS
1975/ E250/350--W/12' LONG BOX

1973/79
TRUCK SERIES 100/500

1975/ ECONOLINE 15
PDV SECTION

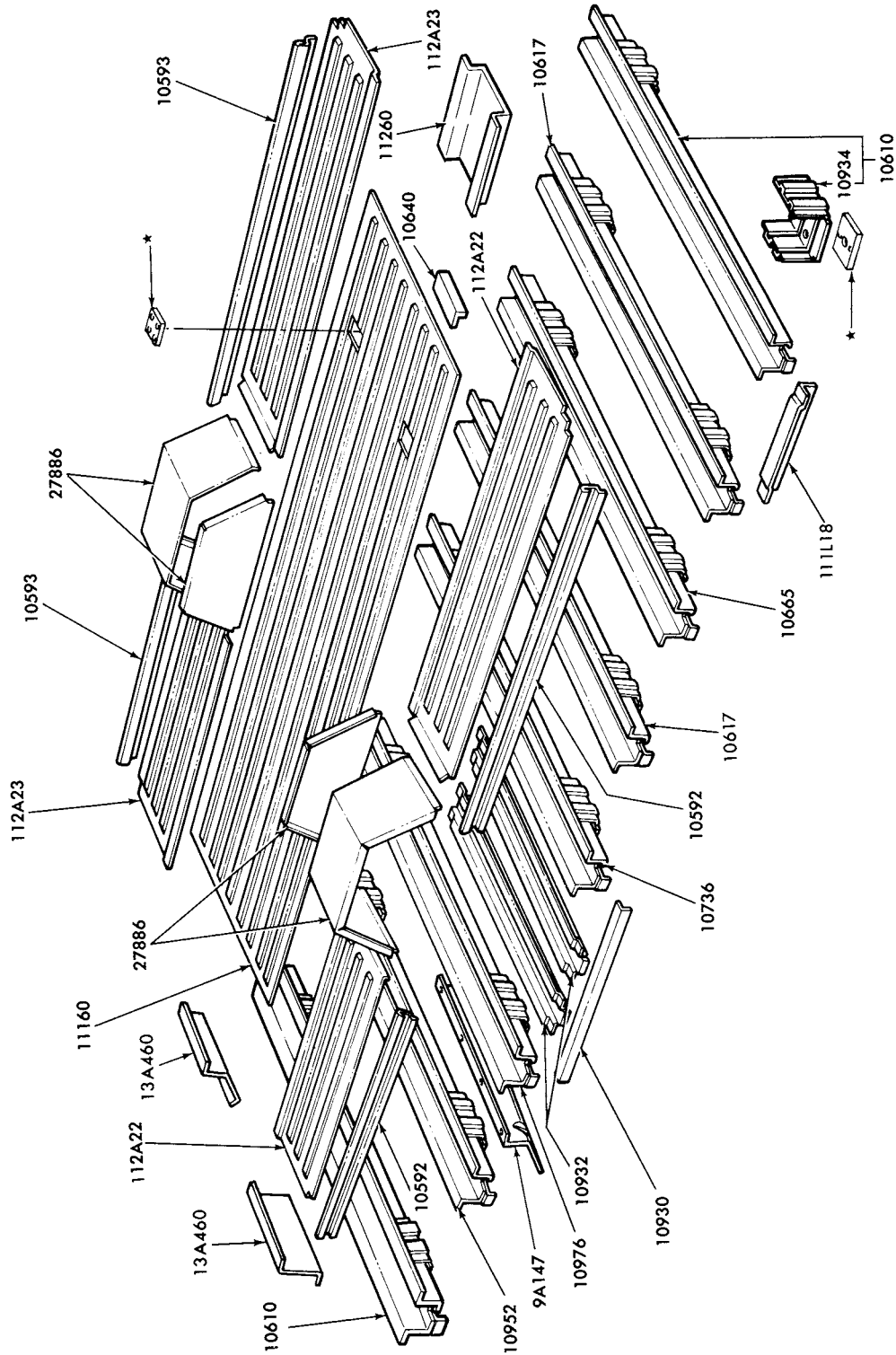
LOWER BODY SHEET METAL PARTS - cont'd.
1975/ E250/350--W/12 LONG BOX

| GROUP NUMBER | PART NAME | DESCRIPTION | PART NUMBER | QTY. |
|--------------|---|--|---|------|
| 9A147 | Shield (fuel tank filler pipe) | E250-11 1/8" long | D5UZ 9A147-A | 1 |
| | | E350-17" long | D5UZ 9A147-B | 1 |
| 10592-3 | Sill (rear floor side) | 1975/77-front | (RH) D5UZ 1210592-A (LH) D5UZ 1210593-A | 1 |
| | | 1978-front | (RH) D5UZ 1210592-A (LH) D8UZ 1210593-A | 1 |
| | | 1975/77-rear | (RH) D5UZ 1210592-B (LH) D5UZ 1210593-B | 1 |
| | | 1978-rear | (RH) D5UZ 1210592-B (LH) D8UZ 1210593-B | 1 |
| 10610 | Member (rear floor cross No. 1 and No. 7) | 7' wide box-incl. bracket (10934) | D5UZ 1210610-A | 2 |
| | | 8' wide box-incl. bracket (10934) | D5UZ 1210610-B | 2 |
| 10617 | Member assy. (rear floor cross No. 3) | 7' wide box-incl. bracket (10934) | D5UZ 1210617-A | 1 |
| | | 8' wide box-incl. bracket (10934) | D5UZ 1210617-B | 1 |
| 10640-1 | Filler (rear floor front panel) | Cut to fit | (RH) D5UZ 1210640-A (LH) D5UZ 1210641-A | 1 |
| 10665 | Member assy. (rear floor cross No. 2) | 7' wide box-incl. bracket (10934) | D5UZ 1210665-A | 1 |
| | | 8' wide box-incl. bracket (10934) | D5UZ 1210665-B | 1 |
| 10736 | Member assy. (rear floor cross No. 4) | 7' wide box-incl. bracket (10934) | D5UZ 1210736-A | 1 |
| | | 8' wide box-incl. bracket (10934) | D5UZ 1210736-B | 1 |
| 10930-1 | Support (rear wheelhouse floor outer) | | (RH) D5UZ 1210930-A (LH) D5UZ 1210931-A | 1 |
| 10932 | Support (rear wheelhouse floor inner) | | D5UZ 1210932-A | 2 |
| 10934 | Bracket (rear floor cross member) | 8" long-use w/ No.1 and 7 cross members | D5UZ 1210934-A | 4 |
| | | 5" long-use w/ No.2, 3 and 6 cross members | D5UZ 1210934-B | 6 |
| | | 5" long-use w/ No.4 cross member | D5UZ 1210934-C | 2 |
| | | 5" long-use w/ No.5 cross member | D5UZ 1210934-D | 2 |
| 10976 | Member assy. (rear floor cross No. 5) | 7' wide box-incl. bracket (10934) | D5UZ 1210976-A | 1 |
| | | 8' wide box-incl. bracket (10934) | D5UZ 1210976-B | 1 |
| | | | | |
| | | | | |
| | | | | |
| | | | | |

**1973/79
TRUCK SERIES 100/500**

**1975/ ECONOLINE 17
PDV SECTION**

P-12627



LOWER BODY SHEET METAL PARTS
1975/ E350--W/14' LONG BOX

LOWER BODY SHEET METAL PARTS - cont'd.
1975/ E350 --w/14' LONG BOX

| GROUP NUMBER | PART NAME | DESCRIPTION | PART NUMBER | QTY. |
|--------------|--|--|---|------|
| 9A147 | Shield (fuel tank filler pipe) | | D5UZ 9A147-B | 1 |
| 10592-3 | Sill (rear floor side) | 1975/77-front | (RH) D5UZ 1410592-A (LH) D5UZ 1410593-A | 1 |
| | | 1978-front | (RH) D5UZ 1410592-A (LH) D8UZ 1410593-A | 1 |
| | | 1975/77-rear | (RH) D5UZ 1210592-B (LH) D5UZ 1210593-B | 1 |
| | | 1978-rear | (RH) D5UZ 1210592-B (LH) D8UZ 1210593-B | 1 |
| 10610 | Member assy. (rear floor cross No. 1 and No. 8) | Incl. bracket (10934) | D5UZ 1210610-B | 2 |
| 10617 | Member assy. (rear floor cross No. 2 and No. 4) | Incl. bracket (10934) | D5UZ 1210617-B | 2 |
| 10640-1 | Filler (rear floor front panel) | Cut to fit | (RH) D5UZ 1210640-A (LH) D5UZ 1210641-A | 1 |
| 10665 | Member assy. (rear floor cross No. 3) | Incl. bracket (10934) | D5UZ 1210665-B | 1 |
| 10736 | Member assy. (rear floor cross No. 5) | Incl. bracket (10934) | D5UZ 1210736-B | 1 |
| 10930-1 | Support (rear wheelhouse floor outer) | | (RH) D5UZ 1210930-A (LH) D5UZ 1210931-A | 1 |
| 10932 | Support (rear wheelhouse floor inner) | | D5UZ 1210932-A | 2 |
| 10934 | Bracket (rear floor cross member) | 8" long-use w/ No. 1 and No. 8 cross members | D5UZ 1210934-A | 4 |
| | | 5" long-use w/ No. 2, 3, 4 and 7 cross members | D5UZ 1210934-B | 8 |
| | | 5" long-use w/ No. 5 cross member on 7' wide box | D5UZ 1210934-C | 2 |
| | | 5" long-use w/ No. 6 cross member | D5UZ 1210934-D | 2 |
| 10952 | Member assy. (rear floor intermediate cross No. 7) | Incl. bracket (10934) | D5UZ 1210952-B | 1 |
| 10976 | Member assy. (rear floor cross No. 6) | Incl. bracket (10934) | D5UZ 1210976-B | 1 |
| 1111L18-9 | Support (floor) | 12 1/4" long | D5UZ 12111L18-D | 1 |
| | | 12 3/4" long | D5UZ 12111L18-C | 1 |
| | | 14 39/64" long | D5UZ 14111L18-B | 1 |
| | | 18 1/2" long | (RH) D5UZ 12111L18-E (LH) D5UZ 12111L19-A | 1 |
| | | 21 13/16" long | D5UZ 12111L18-A | 1 |
| | | 23 23/64" long | D5UZ 14111L18-A | 1 |
| | | | D5UZ 1411160-A | 1 |
| 11160 | Pan (rear floor center) | | | |
| 112A22-3 | Pan (rear floor side) | Front-w/o aux. fuel tank | (RH) D5UZ 14112A22-A (LH) D5UZ 14112A23-A | 1 |
| | | 1975/77-front-w/aux. fuel tank | (RH) D5UZ 14112A22-A (LH) D5UZ 14112A23-B | 1 |
| | | 1978-front-w/aux. fuel tank | (RH) D5UZ 14112A22-A (LH) D8UZ 14112A23-B | 1 |
| | | 1975/77-rear | (RH) D5UZ 12112A22-D (LH) D5UZ 12112A23-D | 1 |
| | | 1978-rear | (RH) D5UZ 12112A22-D (LH) D8UZ 12112A23-D | 1 |
| 11260 | Shield (rear floor pan heat) | No. 1-14 1/2" x 23 1/4" | D5UZ 1411260-A | 1 |
| | | No. 2-14 1/2" x 14 1/2" | D5UZ 1411260-B | 1 |
| | | No. 3-12 5/8" x 14 1/2" | D5UZ 1211260-A | 1 |
| | | No. 4-12 1/8" x 14 1/2" | D5UZ 1211260-B | 1 |
| | | | | |
| 13A460 | Shield (rear lamps) | Tail lamp | D5UZ 13A460-C | 2 |
| | | License plate lamp | D5UZ 13A460-D | 2 |
| 27886 | Panel assy. (quarter wheelhouse) | | D5UZ 1227886-A | 2 |

UPPER BODY SHEET METAL PARTS - cont'd.
1975/ E250/350

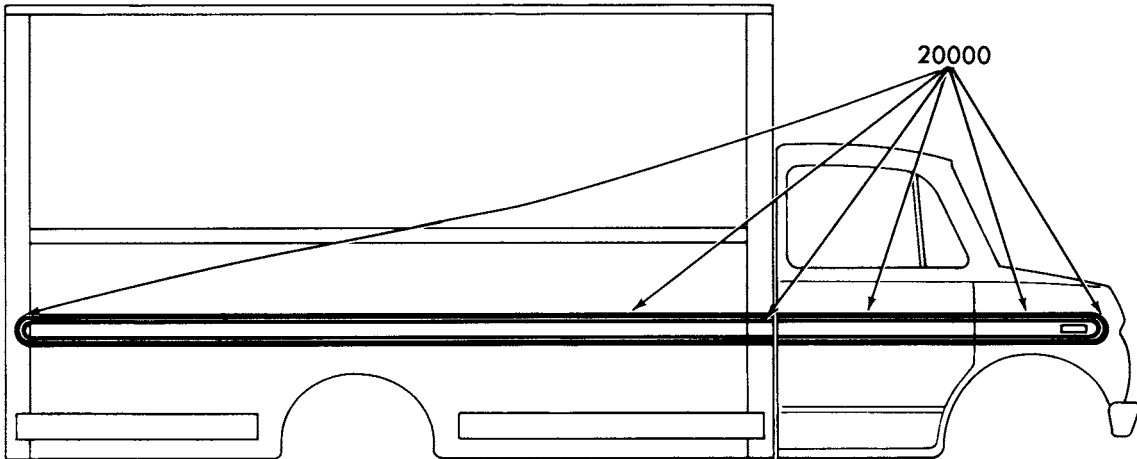
| GROUP NUMBER | PART NAME | DESCRIPTION | PART NUMBER | QTY. |
|--------------|---|---|---|-------|
| 00188 | Panel (body front side) | 7' wide box | (RH) D5UZ 1200188-C (LH) D5UZ 1200188-D | 1 |
| | | 8' wide box | (RH) D5UZ 1200188-A (LH) D5UZ 1200188-B | 1 |
| 001A88 | Retainer (body front panel seal) | Side inner- 47 3/8" long | D5UZ 12001A88-C | 2 |
| | | Side outer- 47 1/2" long | D5UZ 12001A88-A | 2 |
| | | Upper | D5UZ 12001A88-B | 1 |
| 001A90 | Retainer (body front floor- to cab) | | D5UZ 12001A90-A | 1 |
| 001A92 | Channel (body front floor- to cab) | | D5UZ 12001A92-A | 1 |
| 001A94 | Weatherstrip (cab attaching) | 68" long | D5UZ 12001A94-A | 1 |
| 00208 | Panel (body front upper) | | D5UZ 1200208-A | 1 |
| 10928 | Panel (rear floor rear sill) | 7' wide box | D5UZ 1210928-B | 1 |
| | | 8' wide box | D5UZ 1210928-A | 1 |
| 111A16 | Reinforcement (fuel tank filler pipe hanger) | 1975/77 | D5UZ 12111A16-A | 2 |
| | | 1978 | D8UZ 12111A16-A | 2 |
| 17906 | Bumper (rear) | 7' wide box | D5UZ 17906-D | 1 |
| | | 8' wide box | D5UZ 17906-C | 1 |
| 22024-5 | Plate (back door tapping) | Frame corner | (RH) D5UZ 1222024-A (LH) D5UZ 1222025-A | 2 |
| | | Latch | D5UZ 1222024-B | 1 |
| 278A92 | Panel (body side upper) | 12' long box | D5UZ 12278A92-A | 2 |
| | | 14' long box | D5UZ 14278A92-A | 2 |
| 278A96-7 | Panel (body side lower) | 1975/77-12' long box-w/o aux. fuel tank | (RH) D5UZ 12278A96-A (LH) D5UZ 12278A97-A | 1 |
| | | 1978-12' long box- w/o aux. fuel tank | (RH) D5UZ 12278A96-A (LH) D8UZ 12278A97-A | 1 |
| | | 1975/77-14' long box-w/o aux. fuel tank | (RH) D5UZ 14278A96-A (LH) D5UZ 14278A97-A | 1 |
| | | 1978-14' long box- w/o aux. fuel tank | (RH) D5UZ 14278A96-A (LH) D8UZ 14278A97-A | 1 |
| | | 1975/77-12' long box-w/aux. fuel tank | (RH) D5UZ 12278A96-A (LH) D5UZ 12278A97-B | 1 |
| | | 1978-12' long box- w/aux. fuel tank | (RH) D5UZ 12278A96-A (LH) D8UZ 12278A97-B | 1 |
| | | 1975/77-14' long box-w/aux. fuel tank | (RH) D5UZ 14278A96-A (LH) D5UZ 14278A97-B | 1 |
| | | 1978-14' long box- w/aux. fuel tank | (RH) D5UZ 14278A96-A (LH) D8UZ 14278A97-B | 1 |
| 27913 | Support (body side panel) | 1975/77-cut to fit | D5UZ 1427913-A | 2 |
| | | 1978-cut to fit | (RH) D5UZ 1427913-A (LH) D8UZ 1427913-A | 1 |
| 279A22 | Support (body side vertical) | 62" long-at wheelhouse | D5UZ 12279A22-B | 2 |
| | | 75" long | D5UZ 12279A22-A | 8or10 |
| 279C24 | Reinforcement (body side inner horizontal) | Cut to fit | D5UZ 14279C24-A | 14 |
| 27936 | Housing (fuel tank filler pipe) | 1975/77 | D5UZ 1227936-A | 2 |
| | | 1978 | D8UZ 1227936-A | 2 |
| 27947 | Reinforcement (body side horizontal-at wheelhouse) | | D5UZ 1227947-A | 2 |

1973/79
TRUCK SERIES 100/500

1975/ ECONOLINE 21
PDV SECTION

UPPER BODY SHEET METAL PARTS - cont'd.
1975/ E250/350

| GROUP NUMBER | PART NAME | DESCRIPTION | PART NUMBER | QTY. |
|--------------|------------------------------------|--|---|--------|
| 279A92-3 | Extension (body side lower) | Front rub rail- 57 3/4" long- w/12' long box | (RH) D5UZ 12279A92-D (LH) D5UZ 12279A93-C | 1 |
| | | Front rub rail- 77 3/4" long- w/14' long box | (RH) D5UZ 14279A92-B (LH) D5UZ 14279A93-B | 1 |
| | | Rear rub rail- 50 1/4" long | (RH) D5UZ 12279A92-E (LH) D5UZ 12279A93-D | 1 |
| 280A58-9 | Pillar assy. (corner) | Front | D5UZ 12280A58-B | 2 |
| | | Rear-w/hinged door | (RH) D5UZ 12280A58-A (LH) D5UZ 12280A59-A | 1 |
| | | Rear-w/roll-up door | (RH) D5UZ 12280A58-E (LH) D5UZ 12280A59-E | 1 |
| 280A58-9 | Reinforcement (rear corner pillar) | | (RH) D5UZ 12280A58-C (LH) D5UZ 12280A59-C | 1 |
| 28292-3 | Gusset (rear corner pillar) | To body side support | D5UZ 1228292-A | 4 |
| | | To floor side front and rear | (RH) D5UZ 1228292-B (LH) D5UZ 1228293-A | 2 |
| 41302 | Rail (rear header) | 7' wide box-w/hinged door | D5UZ 1241302-B | 1 |
| | | 8' wide box-w/hinged door | D5UZ 1241302-A | 1 |
| | | 7' wide box-w/roll-up door | D5UZ 1241302-C | 1 |
| | | 8' wide box-w/roll-up door | D5UZ 1241302-D | 1 |
| 50202 | Panel (roof) | 12' long x 7' wide box | D5UZ 1250202-B | 2 |
| | | 12' long x 8' wide box | D5UZ 1250202-A | 2 |
| | | 14' long box | D5UZ 1450202-A | 2 |
| 50263 | Reinforcement (roof panel) | 7' wide box | D5UZ 1250263-B | 5 |
| | | 8' wide box | D5UZ 1250263-A | 5 or 6 |
| | | Front-18" long | D5UZ 1250263-C | 2 |
| 513A16 | Rail (roof side) | 12' long box | D5UZ 12513A16-A | 2 |
| | | 14' long box | D5UZ 14513A16-A | 2 |
| 513A30 | Rail (roof inner) | Front-7' wide box | D5UZ 12513A30-D | 1 |
| | | Front-8' wide box | D5UZ 12513A30-C | 1 |
| | | Side-12' long box | D5UZ 12513A30-A | 2 |
| | | Side-14' long box | D5UZ 14513A30-A | 2 |
| 513B76 | Rail (roof front and rear) | 7' wide box | D5UZ 12513B76-B | 2 |
| | | 8' wide box | D5UZ 12513B76-A | 2 |
| 51700 | Rail (roof drip) | Side-cut to fit | D5UZ 1451700-A | 2 |
| | | Front and rear-cut to fit | D5UZ 1451700-B | 2 |
| | | | | |
| | | | | |
| | | | | |
| | | | | |
| | | | | |



P-12926

STRIPES - BODY SIDE
1975/ E250/350

| GROUP NUMBER | PART NAME | DESCRIPTION | PART NUMBER | QTY. |
|--------------|----------------------------|--------------------------------------|----------------|------|
| 20000 | Stripe kit (body side) | Consists of-end caps for cab and box | | |
| | | -Black | D5UZ 1220000-B | 1 |
| | | -White | D5UZ 1220000-A | 1 |
| | | 15/16" wide x 45' roll | | |
| | | -Black | D5UZ 1220000-D | AR |
| | | -White | D5UZ 1220000-C | AR |
| 50400 | Transfer (roof panel name) | "FORD"-black | D5UZ 1250400-A | 1 |
| | | "FORD"-white | D5UZ 1250400-B | 1 |
| | | | | |
| | | | | |
| | | | | |
| | | | | |
| | | | | |
| | | | | |
| | | | | |
| | | | | |
| | | | | |
| | | | | |
| | | | | |
| | | | | |
| | | | | |
| | | | | |
| | | | | |
| | | | | |
| | | | | |

1973/79
TRUCK SERIES 100/500

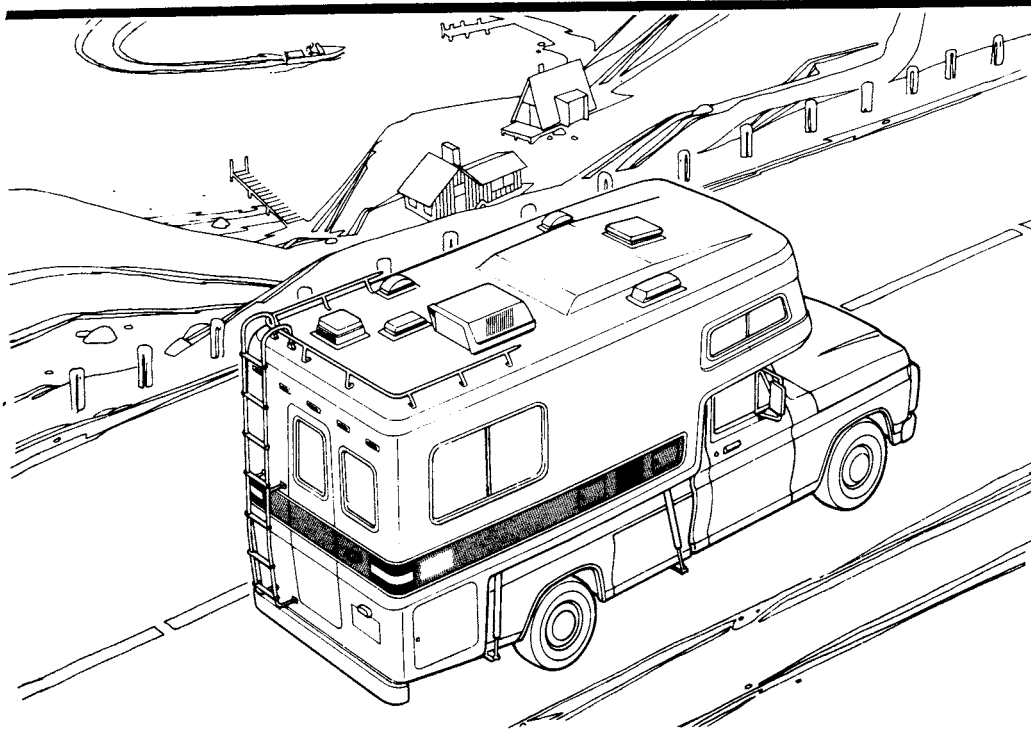
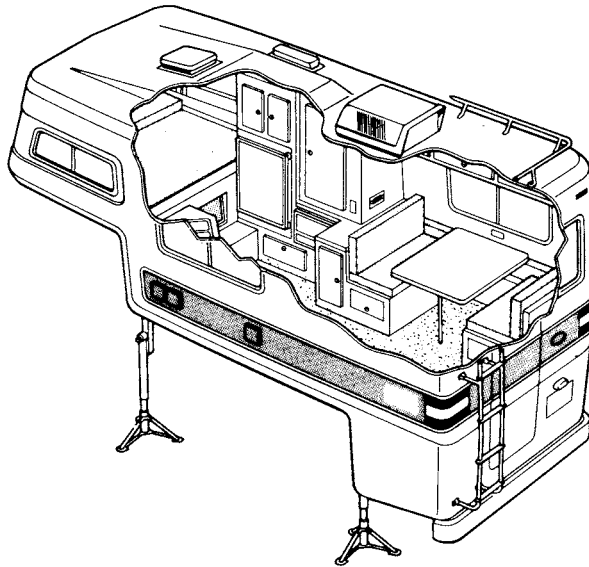
1975/ ECONOLINE 25
PDV SECTION

PARTITION and SLIDING DOOR PARTS - cont'd.
1975/ E250/350

| GROUP NUMBER | PART NAME | DESCRIPTION | PART NUMBER | QTY |
|--------------|-----------------------------------|----------------------------------|---|-----|
| 64280-1 | Panel (partition)--w/mesh door | W/7' wide box | (RH) D5UZ 1264280-A (LH) D5UZ 1264281-A | 1 |
| | | W/8' wide box | (RH) D5UZ 1264280-C (LH) D5UZ 1264281-C | 1 |
| | --w/solid door | W/7' wide box | (RH) D5UZ 1264280-B (LH) D5UZ 1264281-B | 1 |
| | | W/8' wide box | (RH) D5UZ 1264280-D (LH) D5UZ 1264281-D | 1 |
| 643A10 | Track (partition-upper) | 51 1/2" long | D5UZ 12643A10-A | 1 |
| 643A12 | Support (partition-upper track) | W/7' wide box | D5UZ 12643A12-A | 1 |
| | | W/8' wide box | D5UZ 12643A12-B | 1 |
| 643A14 | Guide (partition-lower) | 25 7/8" long | D5UZ 12643A14-A | 1 |
| 643A16 | Track (partition-lower) | 50" long | D5UZ 12643A16-A | 1 |
| 643A18 | Guide (partition-upper) | | D5UZ 12643A18-A | 2 |
| 643A20 | Support (partition-lower track) | W/7' wide box | D5UZ 12643A20-A | 1 |
| | | W/8' wide box | D5UZ 12643A20-B | 1 |
| 643A22 | Latch assy. (partition) | | D5UZ 12643A22-A | 1 |
| 643A24-5 | Frame (center partition side) | Upper 24 1/4" long | (RH) D5UZ 12643A24-A | 1 |
| | | Lower 23 1/8" long | (RH) Refer to group 643A50 | 1 |
| | | 50 3/8" long | (LH) D5UZ 12643A25-A | 1 |
| 643A26 | Partition (center) | Mesh door | D5UZ 12643A26-A | 1 |
| | | Solid door | D5UZ 12643A26-B | 1 |
| 643A28 | Striker (partition latch) | | D5UZ 12643A28-A | 1 |
| 643A30 | Support (partition outer) | | D5UZ 12643A30-A | 2 |
| 643A32 | Support (partition inner) | 53 3/4" long | D5UZ 12643A32-A | 2 |
| 643A34 | Support (partition latch striker) | 52" long | D5UZ 12643A34-A | 1 |
| 643A36 | Stop (center partition) | | D5UZ 12643A36-A | 1 |
| 643A38 | Frame (center partition-lower) | | D5UZ 12643A38-A | 2 |
| 643A40-2 | Strainer (partition) | W/7 ft. wide box | (RH) D5UZ 12643A40-A (LH) D5UZ 12643A41-A | 2 |
| | | W/8 ft. wide box | (RH) D5UZ 12643A40-B (LH) D5UZ 12643A41-B | 2 |
| | | Center | D5UZ 12643A42-A | 2 |
| 643A44 | Striker (center partition wedge) | | D5UZ 12643A44-A | 1 |
| 64345 | Screen (partition) | Mesh door | D5UZ 1264345-A | 1 |
| 643A46 | Shim (center partition wedge) | Improvise from .043" thick steel | ★ | 1 |
| 643A48 | Wedge (center partition) | | D5UZ 12643A48-A | 1 |
| 643A50 | Frame (center partition side) | Lower 23 1/8" long | (RH) D5UZ 12643A50-A (LH) Refer to group 643A25 | 1 |
| 643A52 | Header (partition) | W/7 ft. wide box | D5UZ 12643A52-A | 1 |
| | | W/8 ft. wide box | D5UZ 12643A52-B | 1 |



CAMPER



GENERAL INSTRUCTIONS

This "American Road" Slide-In Camper Section consists of illustrations and related text pages for the Camper body and furnishings only. All other chassis and body parts normally associated with the F350 Pickup are listed in their respective area of this Master Catalog. Parts are identified on illustrations by means of a figure number (FIG. NO.) and this "FIG. NO." may be correlated to a part number in the accompanying text portion.

PARTS

In addition to the part number, these parts will also list title, description (where necessary) and quantity per vehicle.

In the absence of a part number certain parts are listed as "N.P.N." (No Part Number). Orders for these parts should include Section, page and figure number, title and description of the part required.

Other parts list a black star (★) which indicates that these items must be procured locally or improvised.

Direct all orders for American Road Camper parts to -
Coach-Lite Supply Co.
Post Office Box 379
Middlebury, Indiana 46540
Attention: Sandy Deters
Telephone: Area Code (219) 825-9481

INDEX

A Quick Reference Index is provided on the next page to simplify location of the appropriate Section and page number.

HOW TO FIND PART NUMBERSEXAMPLE:

Should a Thermocouple be required for the Refrigerator Instamatic Model RV-4, the part number may be determined by using the following procedure:

1. Refer to the Quick Reference Index to determine the appropriate Section and page number.
2. The Section and page numbers listed for Refrigerator Instamatic Model RV-4 are Section R/V 1A, pages 2 and 4 for the illustrations and pages 3 and 5 for the text.
3. Refer to this Section and these page numbers and note that the "FIG. NO." shown for the Thermocouple is 1A.3.
4. The accompanying text page 3 lists "FIG. NO." 1A.3 as part number D35Z 35063099-A. The part name shown is "Thermocouple".

MOTOR HOMES - M450/500

Refer to the General Information Section at the beginning of the 100/500 Truck Series Master Catalog for Warranty Plate or Certification Plate data, Alphabetical Index and other information of a general nature.

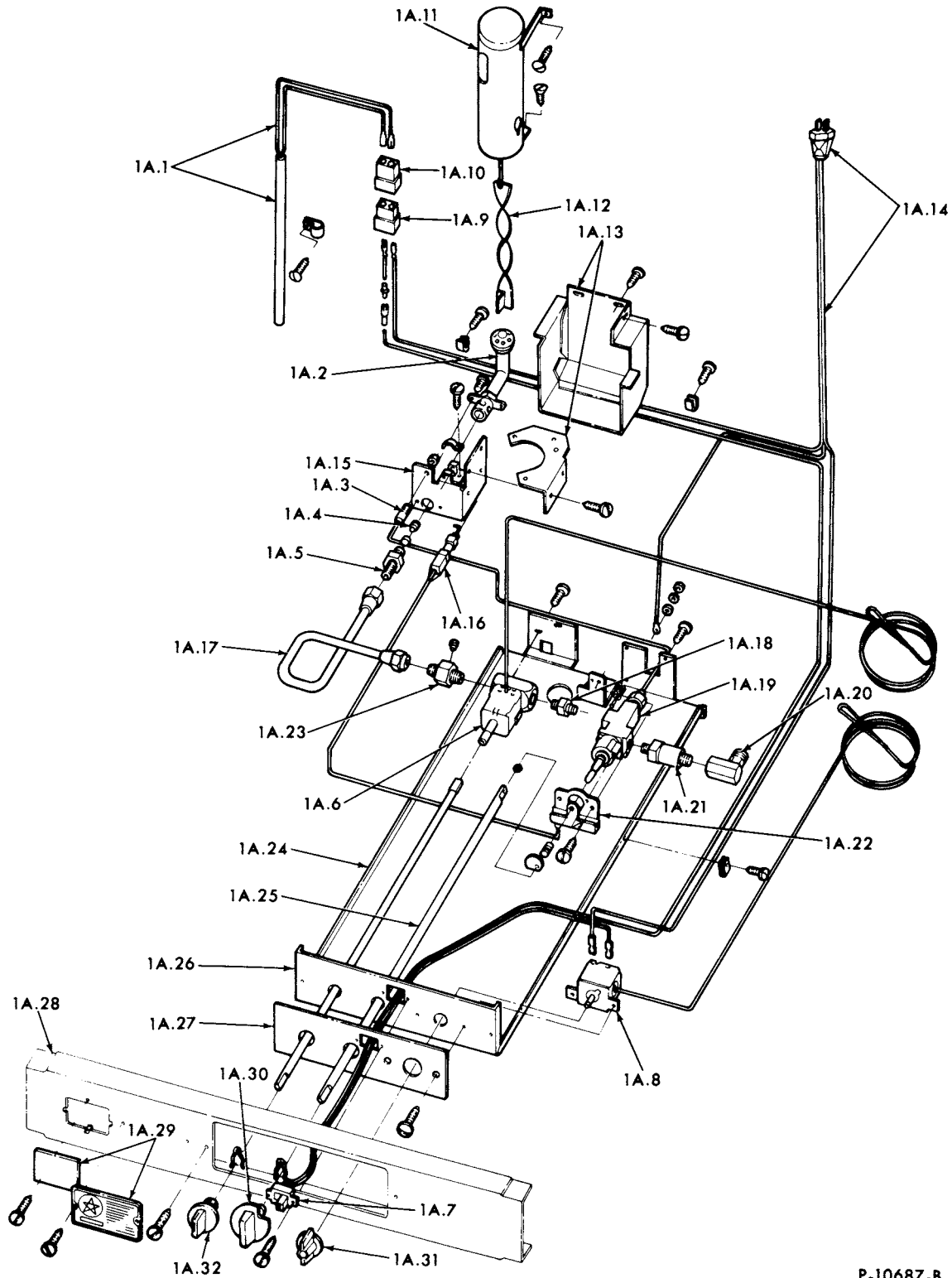
Parts for the M450/500 Motor Homes, as provided by the Ford Marking Corporation have been removed from this RV Section and are now listed in the regular text areas of this catalog.

Illustrations for the M450/500 Motor Home Chassis are contained in the Illustrations Sections of the Reader Transparencies and in the Master Parts Illustrations Catalog, form FP 8096-B.

QUICK REFERENCE INDEX

| GROUP NAME | SECTION | GROUP NAME | SECTION |
|---|---------|----------------------------------|---------|
| Air Conditioner | R/V 1J | License Plate Lamp | R/V 9A |
| Appliances | R/V 1 | Light (Interior) | R/V 9D |
| | | LP Gas System | R/V 4 |
| Backs (Dinette) | R/V 6F | Luggage Carrier | R/V 2 |
| Bathroom Sink | R/V 7A | | |
| Bathroom Vent | R/V 3D | Marker Lamp | R/V 9B |
| Bathroom Window | R/V 8D | Mouldings (Exterior) | R/V 2 |
| Bathroom Window Curtain | R/V 6E | | |
| Bumper | R/V 5 | Pass Through Window | R/V 8F |
| | | Power Converter | R/V 9E |
| Cab Over Front Window | R/V 8C | Privacy Curtain | R/V 6D |
| Cab Over Side Window | R/V 8B | | |
| Cabinets (Kitchen) | R/V 6C | Radio | R/V 1L |
| Carpets (Floor) | R/V 6F | Range Hood | R/V 3 |
| Converter (Power) | R/V 9E | Range - Suburban | R/V 1F |
| Covers (Dinette) | R/V 6F | Rear Lamp | R/V 9F |
| Curtain (Bathroom Window) | R/V 6E | Rear Window | R/V 8D |
| Curtain (Body Rear Window) | R/V 6F | Refrigerator - Frigiking 7403 | R/B 1B |
| Curtain (Cab Over Window) | R/V 6F | Refrigerator - Instamatic - RV-4 | R/V 1A |
| Curtain (Dinette Window) | R/V 6F | Repair kit | R/V 2 |
| Curtain (Kitchen Window) | R/V 6F | Roof Vent (Manual) | R/V 3B |
| Curtain (Pass Through) | R/V 6F | Roof Vent (Power) | R/V 3A |
| Curtain (Privacy) | R/V 6D | | |
| Cushions (Dinette) | R/V 6F | Sewer System | R/V 7D |
| | | Shower (Bathroom) | R/V 7A |
| Decals | R/V 2 | Sink (Bathroom) | R/V 7A |
| Dinette Table | R/V 6A | Sink (Kitchen) | R/V 7C |
| Dinette Window | R/V 8A | Sliding Back Window | 400 |
| Door (Entrance) | R/V 8E | Spare Tire Storage | 400 |
| Drawers (Kitchen) | R/V 6B | Step | R/V 5 |
| | | | |
| Entrance Door | R/V 8E | Table (Dinette) | R/V 6A |
| | | Tie Down Parts | 400 |
| Furnace (Ducted) - Suburban NT-12 | R/V 1E | Toilet - Aqua Magic | R/V 1H |
| Furnace (Direct Vent) - Suburban S10F-A | R/V 1D | - Monomatic | R/V 1G |
| | | Transfers | R/V 2 |
| Heater (Water) | R/V 1C | | |
| Hood (Range Vent) | R/V 3D | Vent (Bathroom) | R/V 3C |
| | | Vent (Range Hood) | R/V 3D |
| Ice Box | R/V 1K | Vent (Roof Manual) | R/V 3B |
| Interior Light | R/V 9D | Vent (Roof Power) | R/V 3A |
| | | | |
| Jack Parts | R/V 10A | Water Filler System | R/V 7B |
| | | Water Heater | R/V 1C |
| Kitchen Cabinets | R/V 6C | Window (Bathroom) | R/V 8D |
| Kitchen Drawers | R/V 6B | Window (Cab Over Front) | R/V 8C |
| Kitchen Sink | R/V 7C | Window (Cab Over Side) | R/V 8B |
| Kitchen Window | R/V 8A | Window (Dinette) | R/V 8A |
| | | Window (Kitchen) | R/V 8A |
| Ladders | R/V 2 | Window (Pass Through) | R/V 8F |
| Lamp (License Plate) | R/V 9A | Window (Rear) | R/V 8D |
| Lamp (Marker) | R/V 9B | Window (Sliding Back) | 400 |
| Lamp (Rear) | R/V 9F | Wiring | R/V 9C |
| | | | |

APPLIANCES



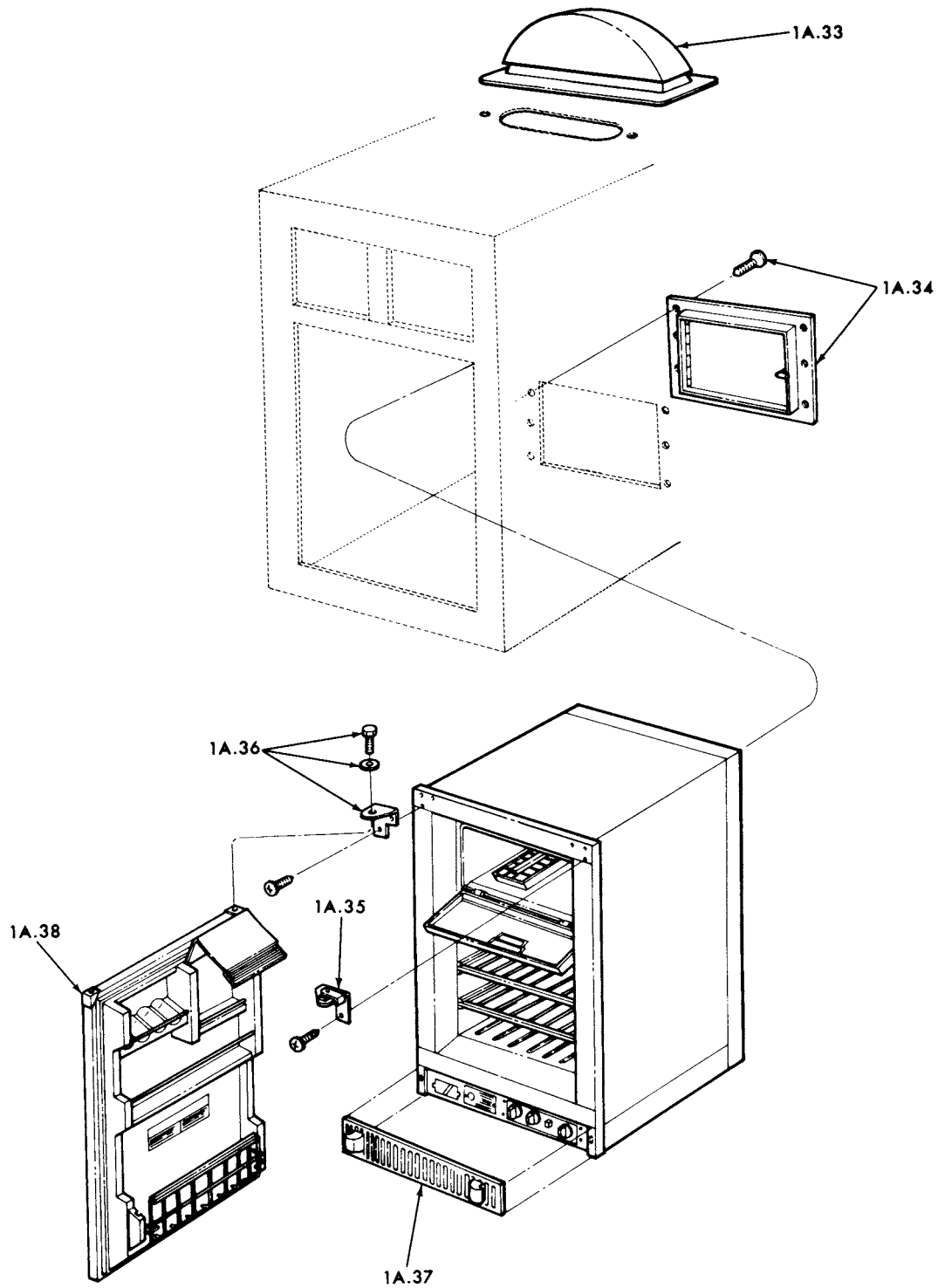
P-10687-B

PARTS ARE NO LONGER AVAILABLE FROM FORD MOTOR CO.
REFER TO R/V GENERAL INFORMATION SECTION FOR ORDERING INSTRUCTIONS.

FIG. NO. 1A--REFRIGERATOR (LOWER HALF)-INSTAMATIC-RV-4

| FIG. NO. | PART NAME and DESCRIPTION | PART NUMBER | QTY. |
|----------|---|-----------------|------|
| 1A | Refrigerator assy. and installation kit (complete)--Instamatic RV-4 | D35Z 35063108-A | 1 |
| 1A.1 | Element (refrigerator electric) | D35Z 35063103-A | 1 |
| 1A.2 | Tube (refrigerator mixture) | D35Z 35063093-A | 1 |
| 1A.3 | Thermocouple (refrigerator) | D35Z 35063099-A | 1 |
| 1A.4 | Orifice (refrigerator) | D35Z 35063095-A | 1 |
| 1A.5 | Connector (refrigerator gas) | D35Z 35063096-A | 1 |
| 1A.6 | Thermostat (refrigerator gas) | D35Z 35063100-A | 1 |
| 1A.7 | Switch (refrigerator)--slide type | D35Z 35063102-A | 1 |
| 1A.8 | Thermostat (refrigerator electric) | D35Z 35063101-A | 1 |
| 1A.9 | Connector (refrigerator heat element) | N.P.N. | 1 |
| 1A.10 | Housing (refrigerator connector) | N.P.N. | 1 |
| 1A.11 | Top (refrigerator flue) | N.P.N. | 1 |
| 1A.12 | Guard (refrigerator flue) | N.P.N. | 1 |
| 1A.13 | Guard (refrigerator flame) | N.P.N. | 1 |
| 1A.14 | Cable (refrigerator)--incl. plug | N.P.N. | 1 |
| 1A.15 | Bracket (refrigerator burner) | N.P.N. | 1 |
| 1A.16 | Plug (refrigerator ignition) | N.P.N. | 1 |
| 1A.17 | Pipe (refrigerator connector) | N.P.N. | 1 |
| 1A.18 | Nipple (refrigerator) | N.P.N. | 1 |
| 1A.19 | Valve (refrigerator safety) | N.P.N. | 1 |
| 1A.20 | Connector (refrigerator gas) | N.P.N. | 1 |
| 1A.21 | Filter (refrigerator gas) | N.P.N. | 1 |
| 1A.22 | Device (refrigerator ignition) | N.P.N. | 1 |
| 1A.23 | Outlet (refrigerator pressure test) | N.P.N. | 1 |
| 1A.24 | Rod (refrigerator gas thermostat) | N.P.N. | 1 |
| 1A.25 | Rod (refrigerator safety valve) | N.P.N. | 1 |
| 1A.26 | Bracket (refrigerator control) | N.P.N. | 1 |
| 1A.27 | Plate (refrigerator thermostat) | N.P.N. | 1 |
| 1A.28 | Cover (refrigerator lower) | N.P.N. | 1 |
| 1A.29 | Plate (refrigerator model) | N.P.N. | 1 |
| 1A.30 | Knob (refrigerator gas)--"OFF/ON" | N.P.N. | 1 |
| 1A.31 | Knob (refrigerator electric control) | N.P.N. | 1 |
| 1A.32 | Knob (refrigerator gas control) | N.P.N. | 1 |

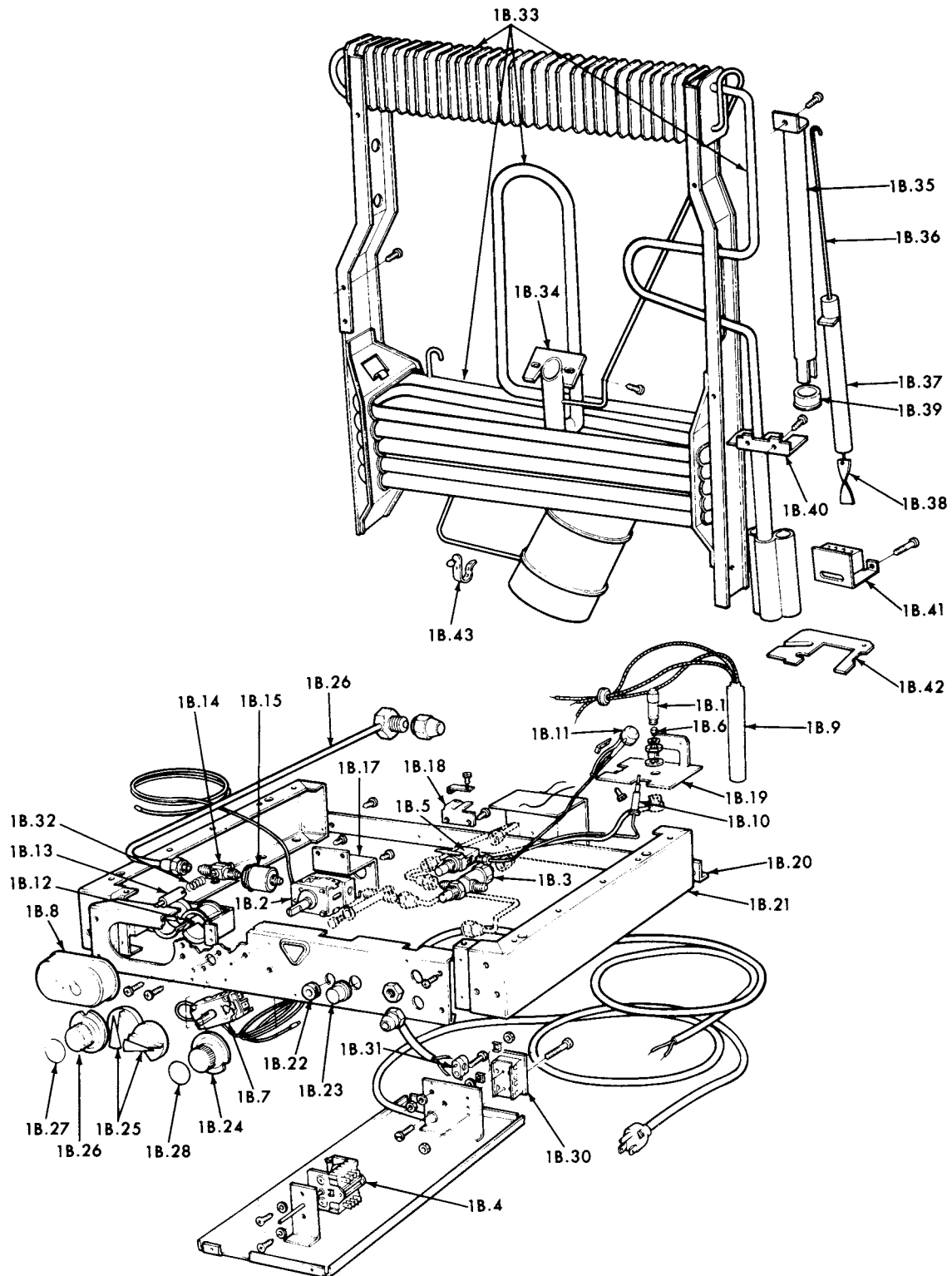
N.P.N. - No Part Number



PARTS ARE NO LONGER AVAILABLE FROM FORD MOTOR CO.
REFER TO R/V GENERAL INFORMATION SECTION FOR ORDERING INSTRUCTIONS.

P-10687-A

FIG. NO. 1A--REFRIGERATOR (UPPER HALF)-INSTAMATIC-RV-4



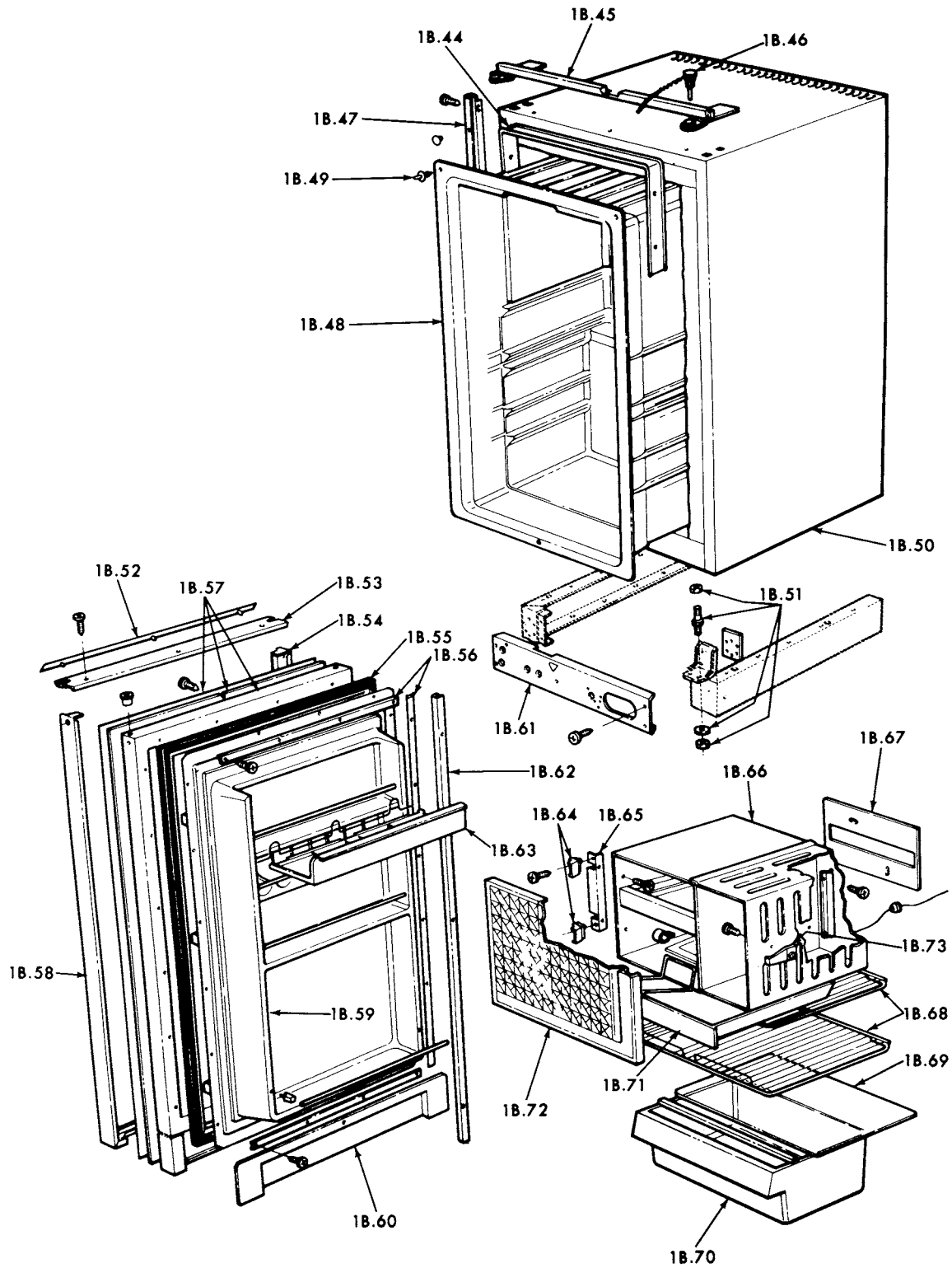
P-10734-B

PARTS ARE NO LONGER AVAILABLE FROM FORD MOTOR CO.
REFER TO R/V GENERAL INFORMATION SECTION FOR ORDERING INSTRUCTIONS.

FIG. NO. 1B--REFRIGERATOR (LOWER HALF)-FRIGIKING-7403

| FIG. NO. | PART NAME and DESCRIPTION | PART NUMBER | QTY. |
|----------|--|-----------------|------|
| 1B | Refrigerator assy. and installation kit (complete)--Frigiking 7403 | D35Z 35063109-A | 1 |
| 1B.1 | Burner (refrigerator) | D35Z 35063117-A | 1 |
| 1B.2 | Thermostat (refrigerator gas) | D35Z 35063112-A | 1 |
| 1B.3 | Valve (refrigerator safety) | D35Z 35063118-A | 1 |
| 1B.4 | Switch (refrigerator rotary) | D35Z 35063119-A | 1 |
| 1B.5 | Valve (refrigerator button) | D35Z 35063120-A | 1 |
| 1B.6 | Orifice (refrigerator) | D35Z 35063121-A | 1 |
| 1B.7 | Thermostat (refrigerator electric) | D35Z 35063113-A | 1 |
| 1B.8 | Cover (refrigerator battery holder) | D35Z 35063122-A | 1 |
| 1B.9 | Element (refrigerator heat electric) | D35Z 35063110-A | 1 |
| 1B.10 | Thermocouple (refrigerator) | D35Z 35063111-A | 1 |
| 1B.11 | Ignitor assy. (refrigerator) | D35Z 35063114-A | 1 |
| 1B.12 | Holder (refrigerator battery) | N.P.N. | 1 |
| 1B.13 | Rod (refrigerator gas control) | N.P.N. | 1 |
| 1B.14 | Tap (refrigerator gas) | N.P.N. | 1 |
| 1B.15 | Filter (refrigerator pilot) | N.P.N. | 1 |
| 1B.16 | Tube (refrigerator gas inlet) | N.P.N. | 1 |
| 1B.17 | Bracket (refrigerator gas thermostat) | N.P.N. | 1 |
| 1B.18 | Bracket (refrigerator gas inlet tube) | N.P.N. | 1 |
| 1B.19 | Bracket (refrigerator burner) | N.P.N. | 1 |
| 1B.20 | Base (refrigerator rear support) | N.P.N. | 1 |
| 1B.21 | Base (refrigerator side support) | N.P.N. | 1 |
| 1B.22 | Grommet (refrigerator) | N.P.N. | 1 |
| 1B.23 | Cap (refrigerator valve sealing) | N.P.N. | 1 |
| 1B.24 | Knob (refrigerator control) | N.P.N. | 1 |
| 1B.25 | Knob (refrigerator control) | N.P.N. | 1 |
| 1B.26 | Knob (refrigerator control) | N.P.N. | 1 |
| 1B.27 | Insert (refrigerator knob)--blue | N.P.N. | 1 |
| 1B.28 | Insert (refrigerator knob)--red | N.P.N. | 1 |
| 1B.29 | Tray (refrigerator) | N.P.N. | 1 |
| 1B.30 | Block (refrigerator terminal) | N.P.N. | 1 |
| 1B.31 | Clip (refrigerator electric) | N.P.N. | 1 |
| 1B.32 | Window (refrigerator pilot) | N.P.N. | 1 |
| 1B.33 | Cooling unit (refrigerator) | N.P.N. | 1 |
| 1B.34 | Plate (refrigerator rear sealing) | N.P.N. | 1 |
| 1B.35 | Flue assy. (refrigerator) | N.P.N. | 1 |
| 1B.36 | Wire (refrigerator boiler) | N.P.N. | 1 |
| 1B.37 | Extension (refrigerator boiler) | N.P.N. | 1 |
| 1B.38 | Baffle (refrigerator gas) | N.P.N. | 1 |
| 1B.39 | Cap (refrigerator flue) | N.P.N. | 1 |
| 1B.40 | Plate (refrigerator boiler upper) | N.P.N. | 1 |
| 1B.41 | Block (refrigerator terminal) | N.P.N. | 1 |
| 1B.42 | Plate (refrigerator boiler lower) | N.P.N. | 1 |
| 1B.43 | Strap (refrigerator) | N.P.N. | 1 |

N.P.N. - No Part Number



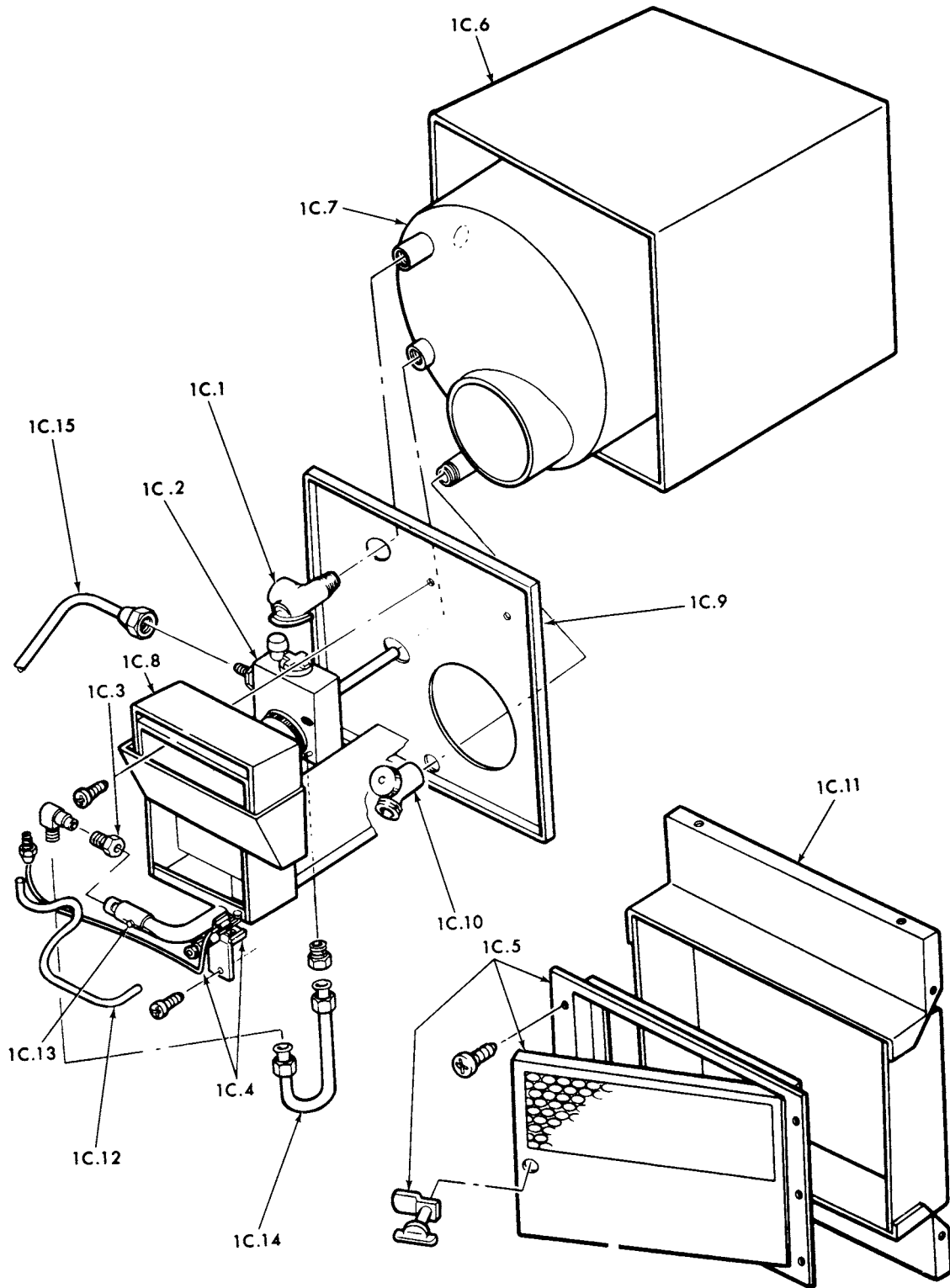
PARTS ARE NO LONGER AVAILABLE FROM FORD MOTOR CO.
REFER TO R/V GENERAL INFORMATION SECTION FOR ORDERING INSTRUCTIONS.

P-10734-A

FIG. NO. 1B--REFRIGERATOR (UPPER HALF)--FRIGIKING-7403

| FIG. NO. | PART NAME and DESCRIPTION | PART NUMBER | QTY. |
|----------|---|-----------------|------|
| 1B.44 | Support (refrigerator liner) | N.P.N. | 1 |
| 1B.45 | Trim (refrigerator top) | N.P.N. | 1 |
| 1B.46 | Pin (refrigerator hinge upper) | N.P.N. | 1 |
| 1B.47 | Trim (refrigerator side) | N.P.N. | 1 |
| 1B.48 | Liner (refrigerator) | N.P.N. | 1 |
| 1B.49 | Rivet (refrigerator liner) | N.P.N. | 1 |
| 1B.50 | Cabinet (refrigerator) | N.P.N. | 1 |
| 1B.51 | Pin (refrigerator hinge lower) | N.P.N. | 1 |
| 1B.52 | Moulding (refrigerator handle) | N.P.N. | 1 |
| 1B.53 | Handle (refrigerator top) | N.P.N. | 1 |
| 1B.54 | Handle (refrigerator side) | N.P.N. | 1 |
| 1B.55 | Seal (refrigerator door) | N.P.N. | 1 |
| 1B.56 | Retainer (refrigerator seal) | N.P.N. | 1 |
| 1B.57 | Door assy. (refrigerator) | N.P.N. | 1 |
| 1B.58 | Moulding (refrigerator side) | N.P.N. | 1 |
| 1B.59 | Liner (refrigerator door) | N.P.N. | 1 |
| 1B.60 | Extension (refrigerator liner) | N.P.N. | 1 |
| 1B.61 | Panel (refrigerator control) | N.P.N. | 1 |
| 1B.62 | Moulding (refrigerator side) | N.P.N. | 1 |
| 1B.63 | Door (refrigerator dairy) | N.P.N. | 1 |
| 1B.64 | Hinge (refrigerator evaporator) | N.P.N. | 2 |
| 1B.65 | Bracket (refrigerator evaporator hinge) | N.P.N. | 1 |
| 1B.66 | Cover (refrigerator evaporator) | N.P.N. | 1 |
| 1B.67 | Plate (refrigerator evaporator seal) | N.P.N. | 1 |
| 1B.68 | Shelf (refrigerator)--wire | N.P.N. | 1 |
| 1B.69 | Shelf (refrigerator)--glass | N.P.N. | 1 |
| 1B.70 | Drawer (refrigerator salad) | N.P.N. | 1 |
| 1B.71 | Tray (refrigerator) | N.P.N. | 1 |
| 1B.72 | Door (refrigerator evaporator) | N.P.N. | 1 |
| 1B.73 | Latch (refrigerator evaporator door) | N.P.N. | 1 |
| | Door (refrigerator exterior) | D35Z 35063127-A | 1 |
| | Vent (refrigerator roof) | D35Z 35063128-A | 1 |
| | Screen (refrigerator vent) | D35Z 35063129-A | 1 |
| | Wrench (refrigerator orifice) | D35Z 35063125-A | 1 |
| | Service manual | D35Z 35063126-A | 1 |
| | Striker | D35Z 35063124-A | 1 |
| | Socket | D35Z 35063123-A | 1 |

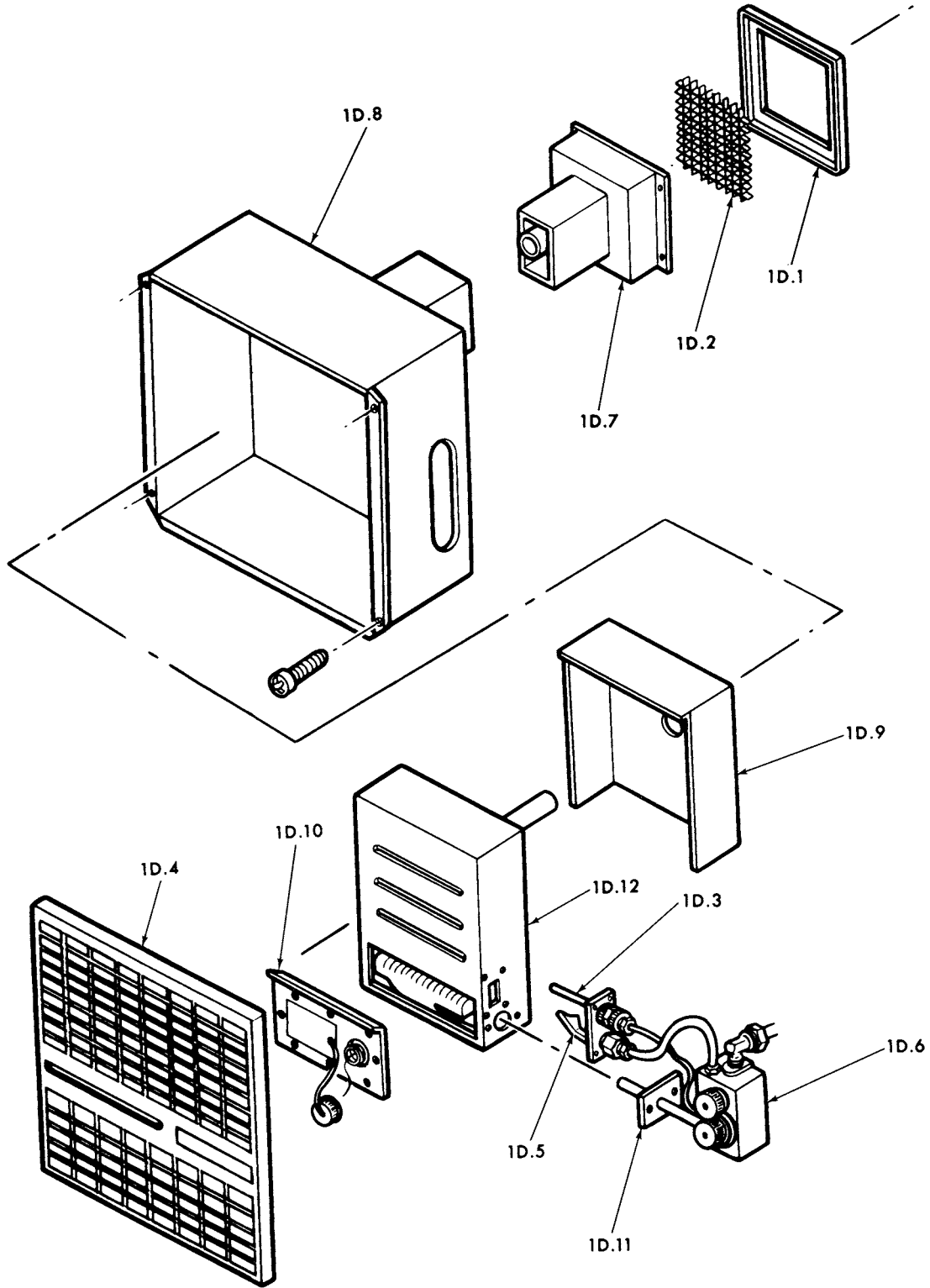
N.P.N. - No Part Number



P-10669

PARTS ARE NO LONGER AVAILABLE FROM FORD MOTOR CO.
REFER TO R/V GENERAL INFORMATION SECTION FOR ORDERING INSTRUCTIONS.

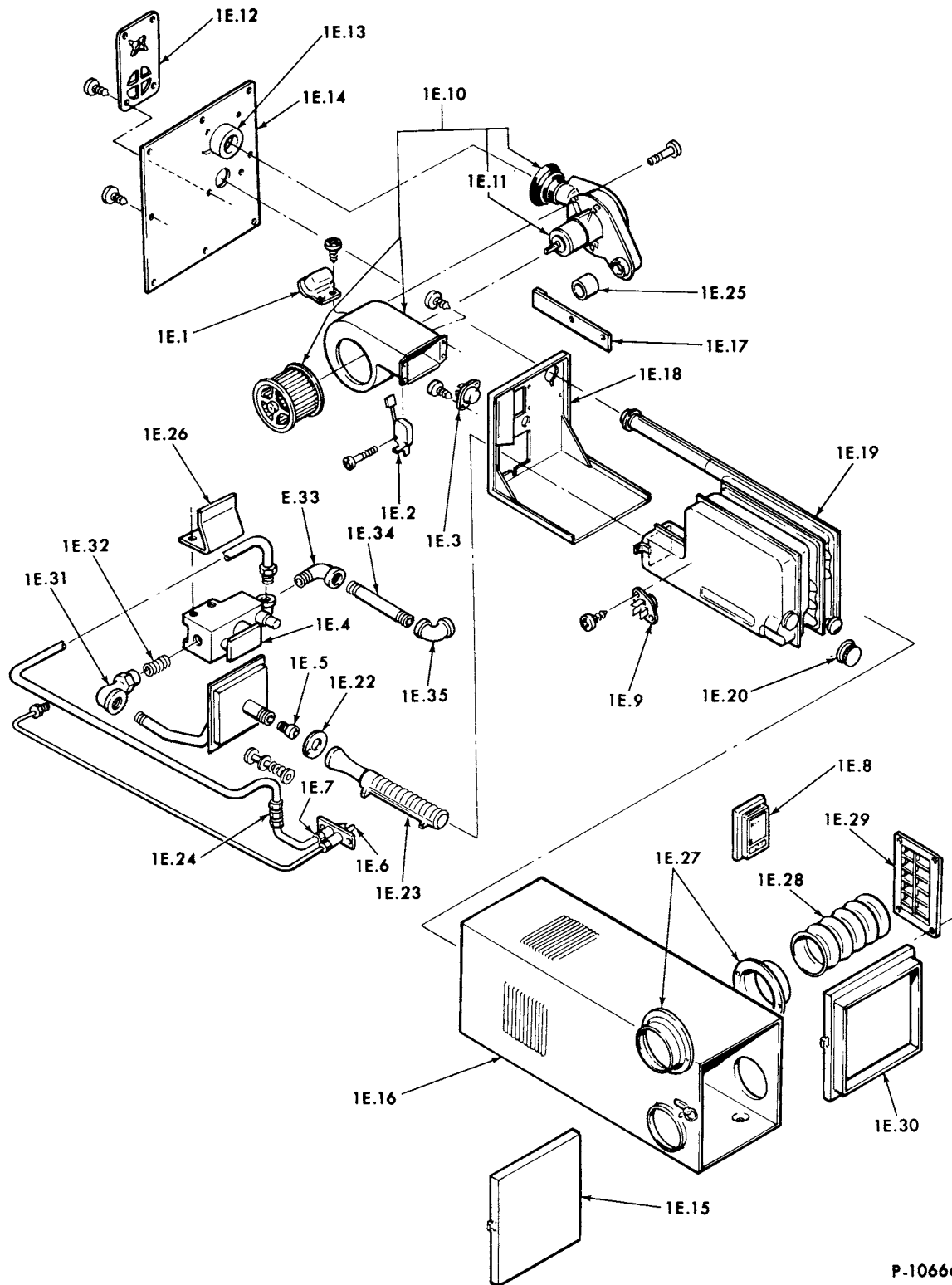
FIG. NO. 1C--WATER HEATER--INSTAMATIC-FH-6



P-10665

PARTS ARE NO LONGER AVAILABLE FROM FORD MOTOR CO.
REFER TO R/V GENERAL INFORMATION SECTION FOR ORDERING INSTRUCTIONS.

FIG. NO. 1D--FURNACE ASSY.-SUBURBAN-S10F-A



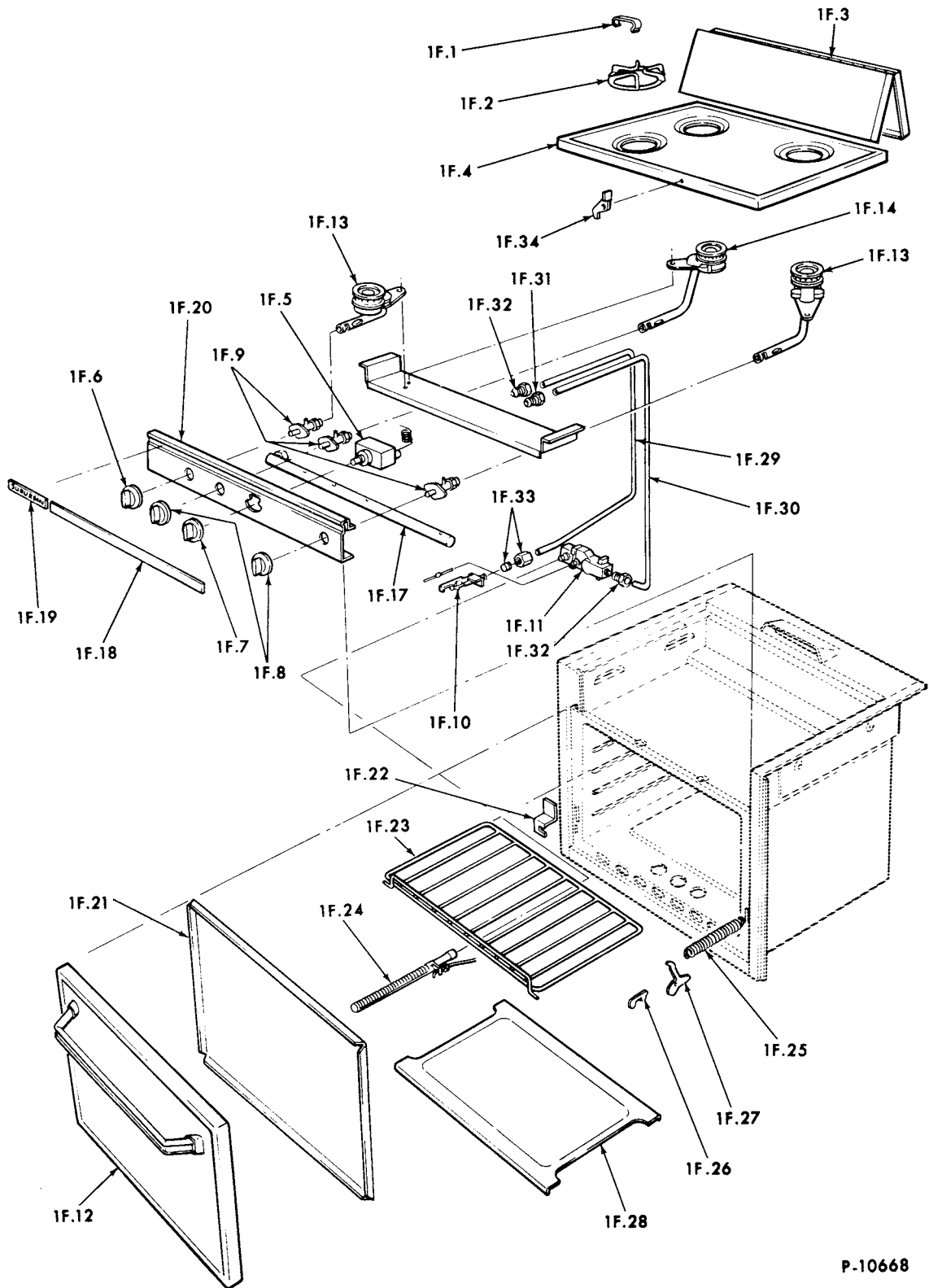
P-10666

PARTS ARE NO LONGER AVAILABLE FROM FORD MOTOR CO.
REFER TO R/V GENERAL INFORMATION SECTION FOR ORDERING INSTRUCTIONS.

FIG. NO. 1E--FURNACE ASSY.-SUBURBAN-NT-12

| FIG. NO. | PART NAME and DESCRIPTION | PART NUMBER | QTY. |
|----------|--|-----------------|------|
| 1E | Furnace assy. (complete)--Suburban NT-12 | D35Z 35018026-A | 1 |
| 1E.1 | Relay (furnace thermostat) | D35Z 35013073-A | 1 |
| 1E.2 | Switch (furnace micro) | D35Z 35013135-A | 1 |
| 1E.3 | Switch (furnace limit) | D35Z 35013130-A | 1 |
| 1E.4 | Valve (furnace gas) | D35Z 35013134-A | 1 |
| 1E.5 | Orifice (furnace main burner) | D35Z 35013133-A | 1 |
| 1E.6 | Thermocouple (furnace) | D35Z 35013083-A | 1 |
| 1E.7 | Orifice (furnace pilot) | D35Z 35013097-A | 1 |
| 1E.8 | Thermostat (furnace) | D35Z 35013069-A | 1 |
| 1E.9 | Switch (furnace fan) | D35Z 35013131-A | 1 |
| 1E.10 | Blower assy. (furnace) | N.P.N. | 1 |
| 1E.11 | Motor (furnace blower) | D35Z 35013132-A | 1 |
| 1E.12 | Cap (furnace vent outside) | N.P.N. | 1 |
| 1E.13 | Adapter (furnace vent) | N.P.N. | 1 |
| 1E.14 | Back (furnace cabinet) | N.P.N. | 1 |
| 1E.15 | Door (furnace cabinet) | N.P.N. | 1 |
| 1E.16 | Cabinet (furnace cabinet) | N.P.N. | 1 |
| 1E.17 | Support (furnace gas valve) | N.P.N. | 1 |
| 1E.18 | Support (furnace combustion chamber) | N.P.N. | 1 |
| 1E.19 | Chamber (furnace combustion) | N.P.N. | 1 |
| 1E.20 | Cap (furnace lighting) | N.P.N. | 1 |
| 1E.21 | Door (furnace combustion chamber) | N.P.N. | 1 |
| 1E.22 | Shutter (furnace manifold) | N.P.N. | 1 |
| 1E.23 | Manifold (furnace) | N.P.N. | 1 |
| 1E.24 | Regulator (furnace pilot) | N.P.N. | 1 |
| 1E.25 | Connector (furnace blower cross over) | N.P.N. | 1 |
| 1E.26 | Support (furnace gas valve) | N.P.N. | 1 |
| 1E.27 | Collar (furnace vent) | N.P.N. | 1 |
| 1E.28 | Hose (furnace vent) | N.P.N. | 1 |
| 1E.29 | Grille (furnace vent) | N.P.N. | 1 |
| 1E.30 | Flange (furnace door) | N.P.N. | 1 |
| 1E.31 | Ell (furnace manifold)--90° union | N.P.N. | AR |
| 1E.32 | Nipple (furnace manifold)--1/4" | N.P.N. | AR |
| 1E.33 | Ell (furnace manifold)--90° street | N.P.N. | AR |
| 1E.34 | Nipple (furnace manifold)--3/8" x 4 1/2" | N.P.N. | AR |
| 1E.35 | Ell (furnace manifold)--90° | N.P.N. | AR |
| 1E.36 | Pipe (furnace manifold)--1/4" | N.P.N. | AR |

N.P.N. - No Part Number



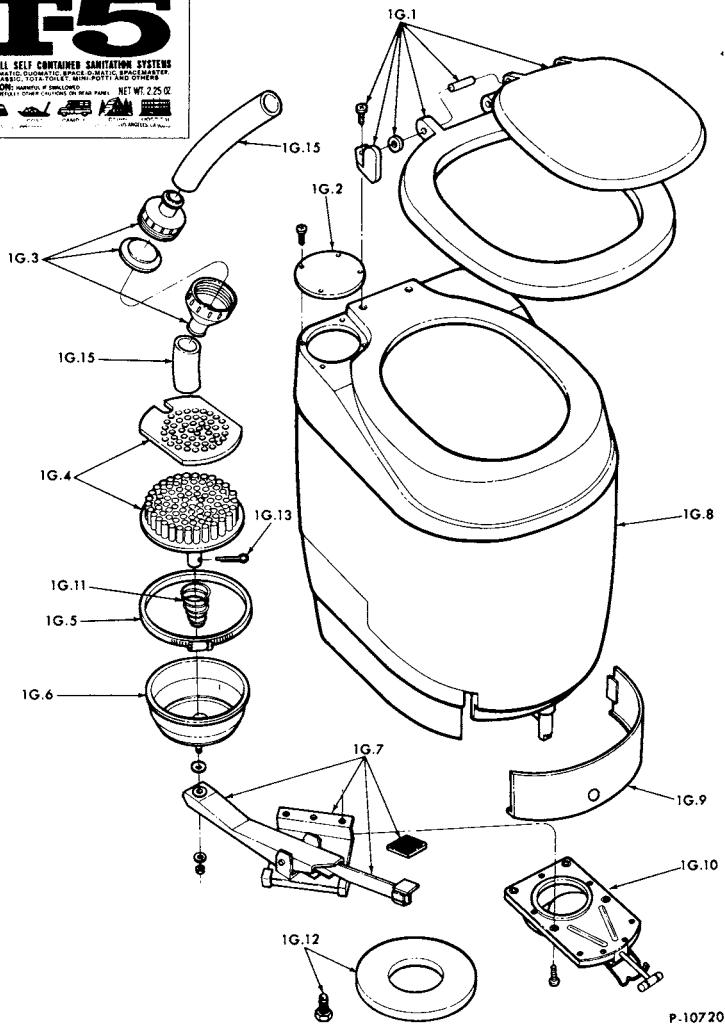
P-10668

PARTS ARE NO LONGER AVAILABLE FROM FORD MOTOR CO.
REFER TO R/V GENERAL INFORMATION SECTION FOR ORDERING INSTRUCTIONS.

FIG. NO 1F--RANGE ASSY.-SUBURBAN

| FIG. NO. | PART NAME and DESCRIPTION | PART NUMBER | QTY. |
|----------|--|-----------------|------|
| 1F | Range (complete)--3 burner-green-Suburban | D35Z 35032082-A | 1 |
| | Range (complete)--3 burner-yellow-Suburban | D35Z 35032083-A | 1 |
| | Range (complete)--4 burner-gold-Suburban | D35Z 35032105-A | 1 |
| | Range (complete)--4 burner-green-Suburban | D35Z 35032106-A | 1 |
| 1F.1 | Clips (range grate) | D35Z 35033105-A | 9 |
| 1F.2 | Grates (range top burner) | D35Z 35033104-A | 3or4 |
| 1F.3 | Cover (range)--stainless steel | D35Z 35032107-A | 1 |
| 1F.4 | Top (range)--3 burner-green | D35Z 35033106-A | 1 |
| | Top (range)--3 burner-yellow | D35Z 35033107-A | 1 |
| | Top (range)--4 burner-gold | D35Z 35033115-A | 1 |
| | Top (range)--4 burner-green | D35Z 35033116-A | 1 |
| 1F.5 | Thermostat (oven) | D35Z 35033097-A | 1 |
| 1F.6 | Knob (range front burner) | D35Z 35033102-A | 1 |
| 1F.7 | Knob (oven thermostat) | D35Z 35033101-A | 1 |
| 1F.8 | Knob (range rear burner) | D35Z 35033100-A | 1 |
| 1F.9 | Valve (range top burners) | D35Z 35033103-A | 3 |
| 1F.10 | Pilot (oven) | D35Z 35033099-A | 1 |
| 1F.11 | Valve (oven safety) | D35Z 35033098-A | 1 |
| 1F.12 | Door (oven)--green | D35Z 35033095-A | 1 |
| | Door (oven)--yellow | D35Z 35033096-A | 1 |
| | Door (oven)--glass | D35Z 35033117-A | 1 |
| 1F.13 | Burner assy. (range R.H. rear) | N.P.N. | 1 |
| 1F.14 | Burner assy. (range L.H. rear) | N.P.N. | 1 |
| 1F.15 | Burner assy. (range R.H. and L.H. front) | N.P.N. | 1or2 |
| 1F.16 | Bracket (range burner support) | N.P.N. | 1 |
| 1F.17 | Connector (range burners) | N.P.N. | 1 |
| 1F.18 | Moulding (range front) | N.P.N. | 1 |
| 1F.19 | Nameplate (range front) | N.P.N. | 1 |
| 1F.20 | Panel (range front) | N.P.N. | 1 |
| 1F.21 | Liner (oven door inside) | N.P.N. | 1 |
| 1F.22 | Clip (oven rack) | N.P.N. | 1 |
| 1F.23 | Rack (oven) | N.P.N. | 1 |
| 1F.24 | Burner (oven) | N.P.N. | 1 |
| 1F.25 | Spring (oven door) | N.P.N. | 1 |
| 1F.26 | Hinge (oven door pivot) | N.P.N. | 1 |
| 1F.27 | Hinge (oven door shoulder) | N.P.N. | 1 |
| 1F.28 | Pan (oven bottom) | N.P.N. | 1 |
| 1F.29 | Tubing (range)--3/16" | N.P.N. | AR |
| 1F.30 | Tubing (range)--1/4" | N.P.N. | AR |
| 1F.31 | Fitting (range)--3/16" | N.P.N. | AR |
| 1F.32 | Fitting (range)--1/4" | N.P.N. | AR |
| 1F.33 | Ferrule and nut (range)--3/16" | N.P.N. | AR |
| 1F.34 | Catch (range top) | N.P.N. | 1 |

N.P.N. - No Part Number



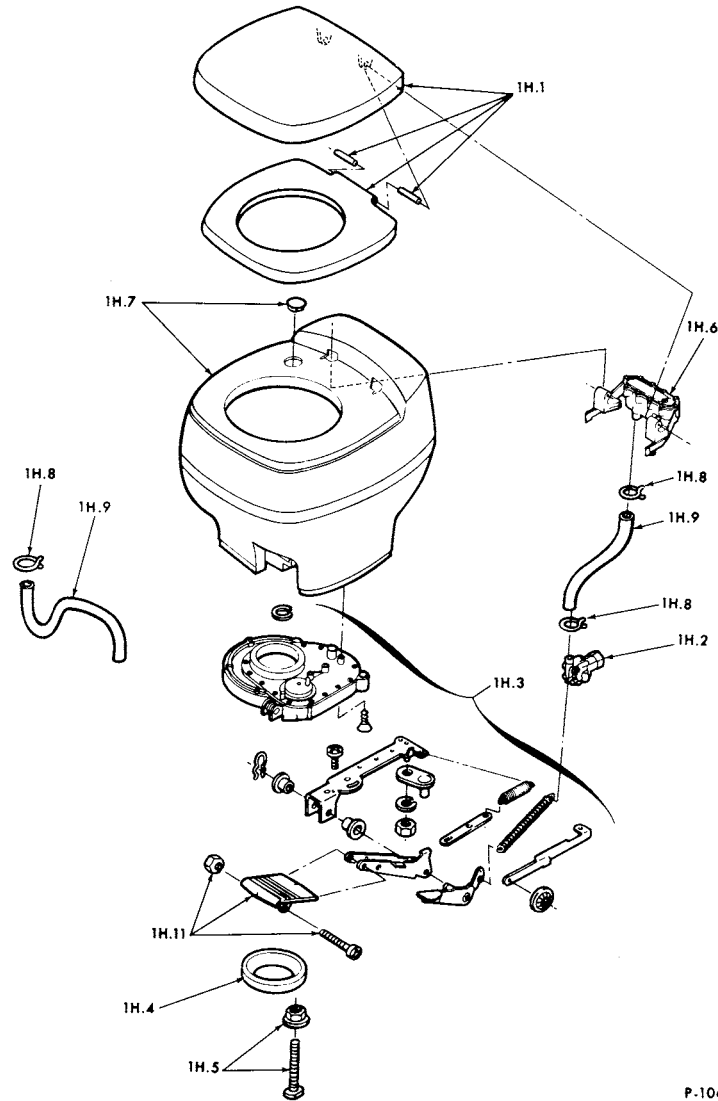
PARTS ARE NO LONGER AVAILABLE FROM FORD MOTOR CO.
REFER TO R/V GENERAL INFORMATION SECTION FOR ORDERING INSTRUCTIONS.

P-10720

FIG. NO. 1G--TOILET ASSY. - MONOMATIC

| FIG. NO. | PART NAME and DESCRIPTION | PART NUMBER | QTY. |
|----------|---|-----------------|------|
| 1G | Toilet assy. (complete)--Monomatic SS-W | D35Z 35088001-A | 1 |
| 1G.1 | Cover and seat assy. (toilet) | N.P.N. | 1 |
| 1G.2 | Cover (toilet service port) | N.P.N. | 1 |
| 1G.3 | Valve assy. (toilet siphon) | N.P.N. | 1 |
| 1G.4 | Filter assy. (toilet pin) | N.P.N. | 1 |
| 1G.5 | Clamp (toilet band) | N.P.N. | 1 |
| 1G.6 | Diaphragm (toilet)--rubber | N.P.N. | 1 |
| 1G.7 | Pedal assy. (toilet flush mechanism) | N.P.N. | 1 |
| 1G.8 | Hopper assy. (toilet) | N.P.N. | 1 |
| 1G.9 | Skirt (toilet base) | N.P.N. | 1 |
| 1G.10 | Valve assy. (toilet slide) | N.P.N. | 1 |
| 1G.11 | Spring (toilet filter) | N.P.N. | 1 |
| 1G.12 | Seal and bolt kit (toilet) | N.P.N. | 1 |
| 1G.13 | Pin (toilet spring cotter) | N.P.N. | 1 |
| 1G.14 | Chemical (toilet treatment) | N.P.N. | AR |
| 1G.15 | Hose (toilet)--plastic | N.P.N. | 2 |

N.P.N. - No Part Number



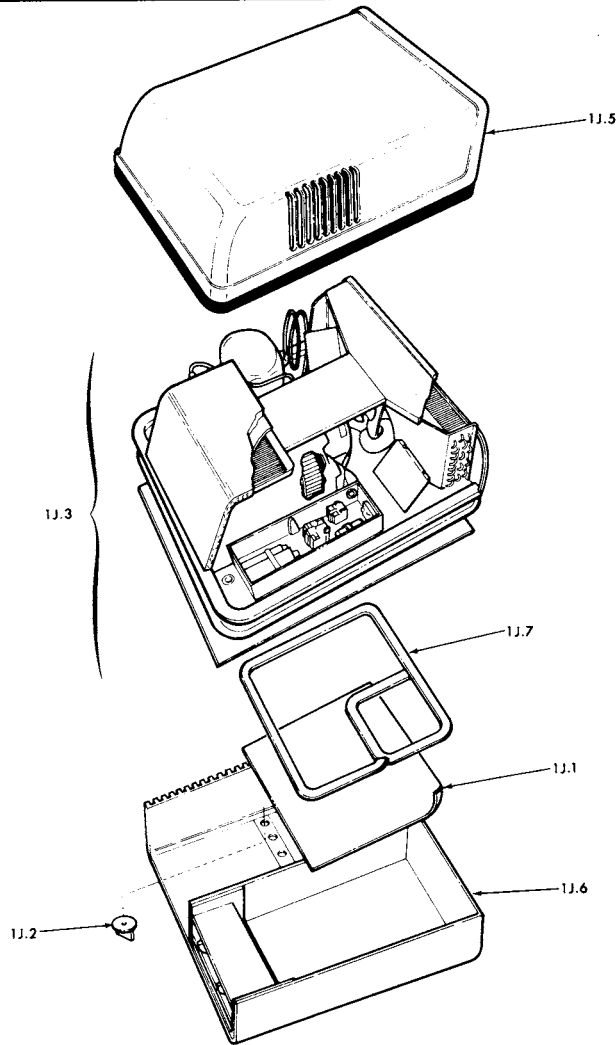
P-10670

PARTS ARE NO LONGER AVAILABLE FROM FORD MOTOR CO.
REFER TO R/V GENERAL INFORMATION SECTION FOR ORDERING INSTRUCTIONS.

FIG. NO. 1H--TOILET ASSY. - AQUA MAGIC

| FIG. NO. | PART NAME and DESCRIPTION | PART NUMBER | QTY. |
|----------|-------------------------------------|-----------------|------|
| 1H | Toilet assy. (complete)--Aqua Magic | D35Z 35082016-A | 1 |
| 1H.1 | Cover and seat assy. (toilet) | D35Z 35083036-A | 1 |
| 1H.2 | Valve assy. (toilet) | D35Z 35083038-A | 1 |
| 1H.3 | Flush mechanism assy. (toilet) | D35Z 35083037-A | 1 |
| 1H.4 | Seal (toilet flange) | D35Z 35083039-A | 1 |
| 1H.5 | Attaching parts (toilet to floor) | D35Z 35083040-A | 1 |
| 1H.6 | Breaker assy. (toilet vacuum) | N.P.N. | 1 |
| 1H.7 | Hopper assy. (toilet) | N.P.N. | 1 |
| 1H.8 | Clamp (toilet hose) | N.P.N. | AR |
| 1H.9 | Tube (toilet flush) | N.P.N. | 1 |
| 1H.10 | Tube (toilet trap) | N.P.N. | 1 |
| 1H.11 | Pedal assy. (toilet flush) | N.P.N. | 1 |

N.P.N. - No Part Number



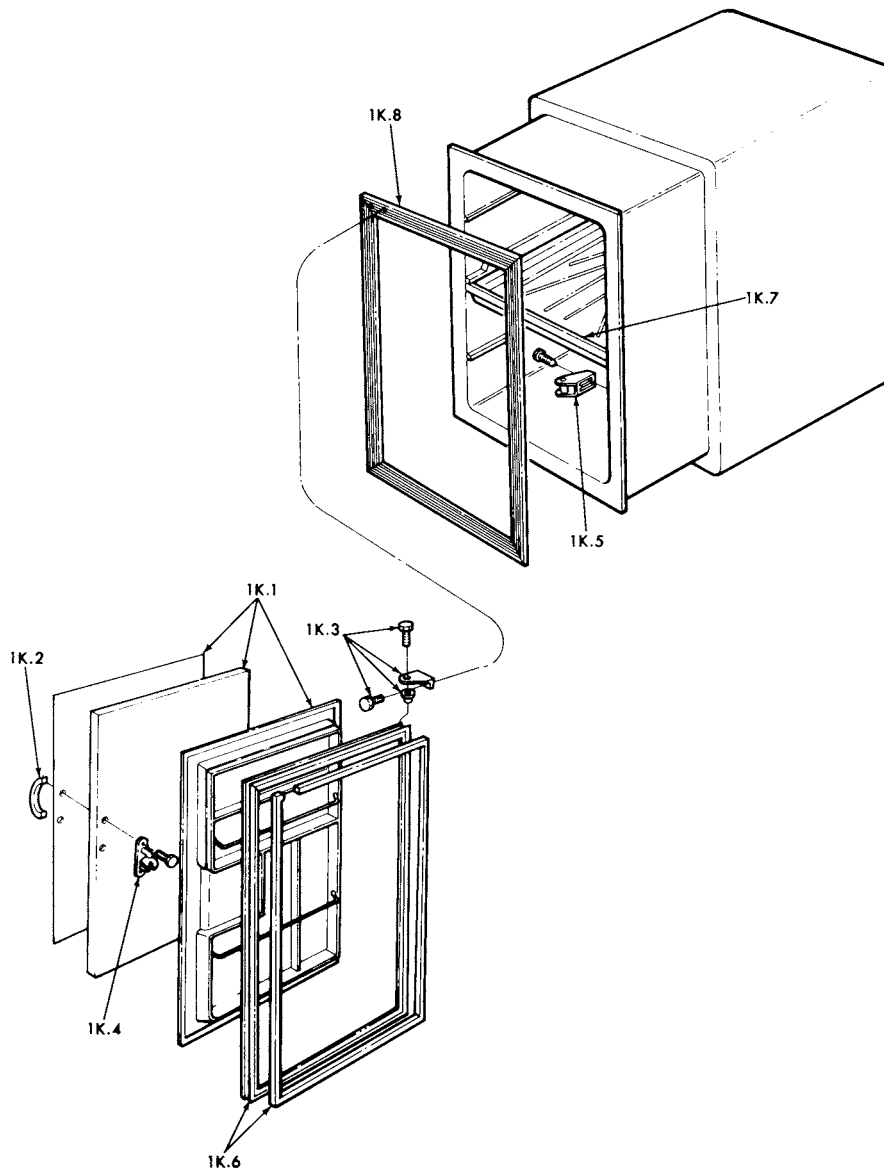
P-10700

PARTS ARE NO LONGER AVAILABLE FROM FORD MOTOR CO.
REFER TO R/V GENERAL INFORMATION SECTION FOR ORDERING INSTRUCTIONS.

FIG. NO. 1J--AIR CONDITIONER ASSY. - DUO-THERM

| FIG. NO. | PART NAME and DESCRIPTION | PART NUMBER | QTY. |
|----------|--|-----------------|------|
| 1J | Air conditioner assy. (complete)-Duo-Therm | D35Z 35026008-A | 1 |
| 1J.1 | Filter (A/C) | D35Z 35023008-A | 1 |
| 1J.2 | Knob (A/C control) | D35Z 35023009-A | 3 |
| 1J.3 | Motor assy. (A/C) | D35Z 35023001-A | 1 |
| 1J.4 | Cover (A/C)--vinyl | D35Z 35023010-A | 1 |
| 1J.5 | Cover (A/C outside) | N.P.N. | 1 |
| 1J.6 | Cover (A/C inside) | N.P.N. | 1 |
| 1J.7 | Seal (A/C to roof)--foam tape | N.P.N. | 1 |
| | Relay (A/C start) | D35Z 35023002-A | 1 |
| | Capacitor (A/C start) | D35Z 35023003-A | 1 |
| | Capacitor (A/C run) | D35Z 35023004-A | 1 |
| | Capacitor (A/C fan) | D35Z 35023005-A | 1 |
| | Thermostat (A/C) | D35Z 35023006-A | 1 |
| | Switch (A/C blower) | D35Z 35023007-A | 1 |
| | Compressor (A/C) | N.P.N. | 1 |
| | Condenser (A/C) | N.P.N. | 1 |
| | Evaporator assy. (A/C) | N.P.N. | 1 |

N.P.N. - No Part Number



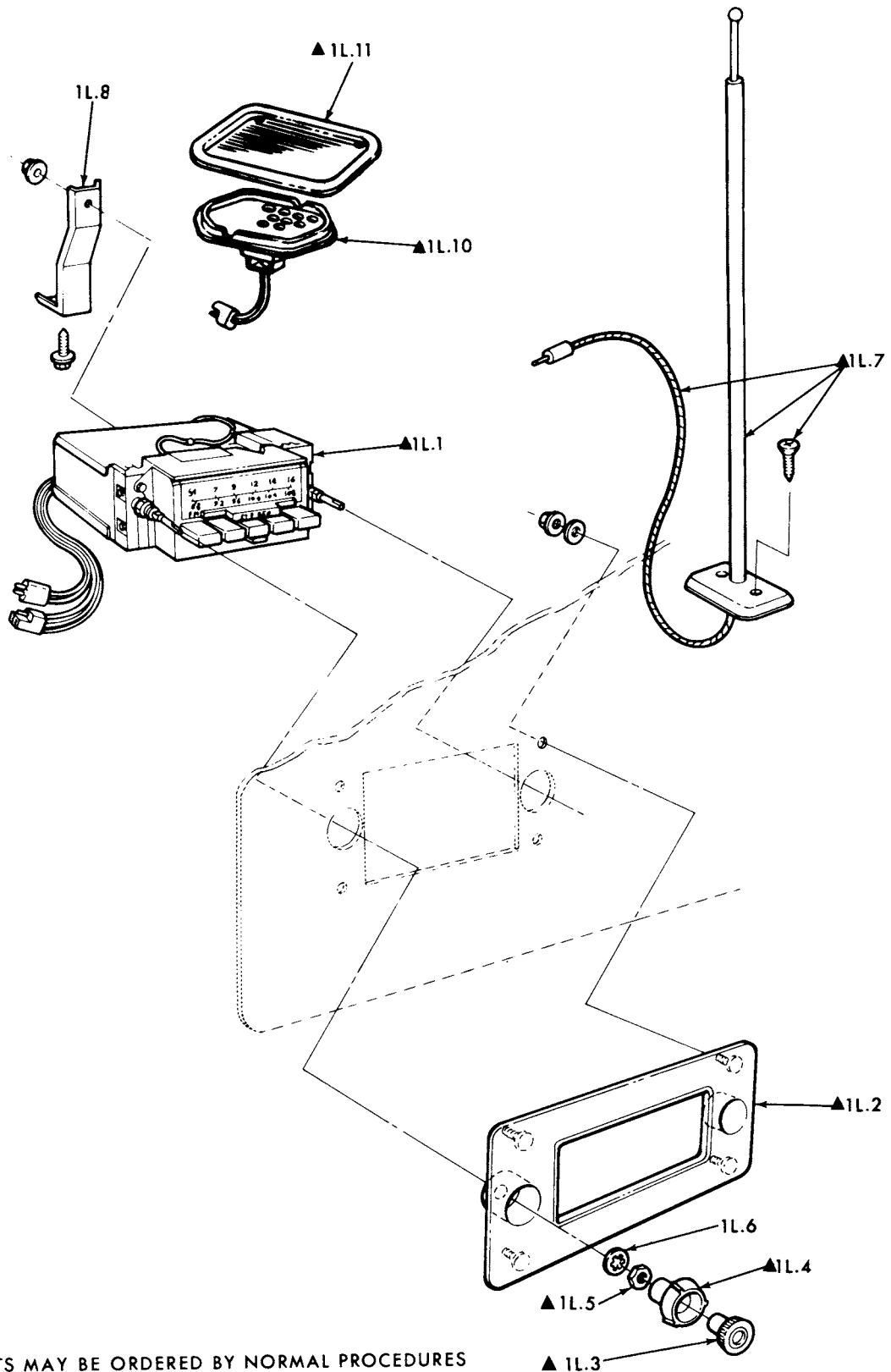
P-10698

PARTS ARE NO LONGER AVAILABLE FROM FORD MOTOR CO.
REFER TO R/V GENERAL INFORMATION SECTION FOR ORDERING INSTRUCTIONS.

FIG. NO. 1K--ICE BOX ASSY. - AMERICAN FORMED PLASTICS

| FIG. NO. | PART NAME and DESCRIPTION | PART NUMBER | QTY. |
|----------|---|-------------|------|
| 1K | Ice box assy. (complete)-- American Formed Plastics | N.P.N. | 1 |
| 1K.1 | Door assy. (ice box) | N.P.N. | 1 |
| 1K.2 | Handle (ice box door) | N.P.N. | 1 |
| 1K.3 | Hinge (ice box door) | N.P.N. | 1 |
| 1K.4 | Latch (ice box door) | N.P.N. | 1 |
| 1K.5 | Catch (ice box door) | N.P.N. | 1 |
| 1K.6 | Seal (ice box door) | N.P.N. | 1 |
| 1K.7 | Tray (ice box) | N.P.N. | 1 |
| 1K.8 | Seal (ice box) | N.P.N. | 1 |

N.P.N. - No Part Number



▲ PARTS MAY BE ORDERED BY NORMAL PROCEDURES

P-10711

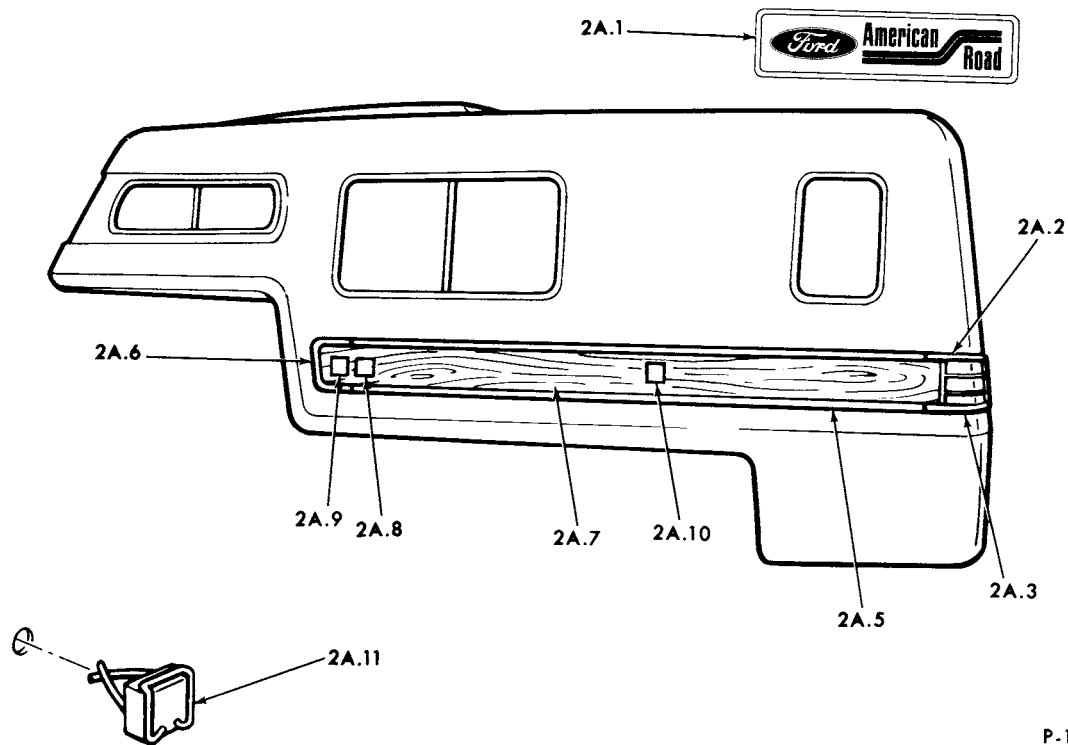
FIG. NO. 1L--RADIO ASSY.

AMERICAN ROAD
CAMPER

1973/79
TRUCK SERIES 100/500

SECTION R/V 2 1

EXTERIOR MOULDINGS

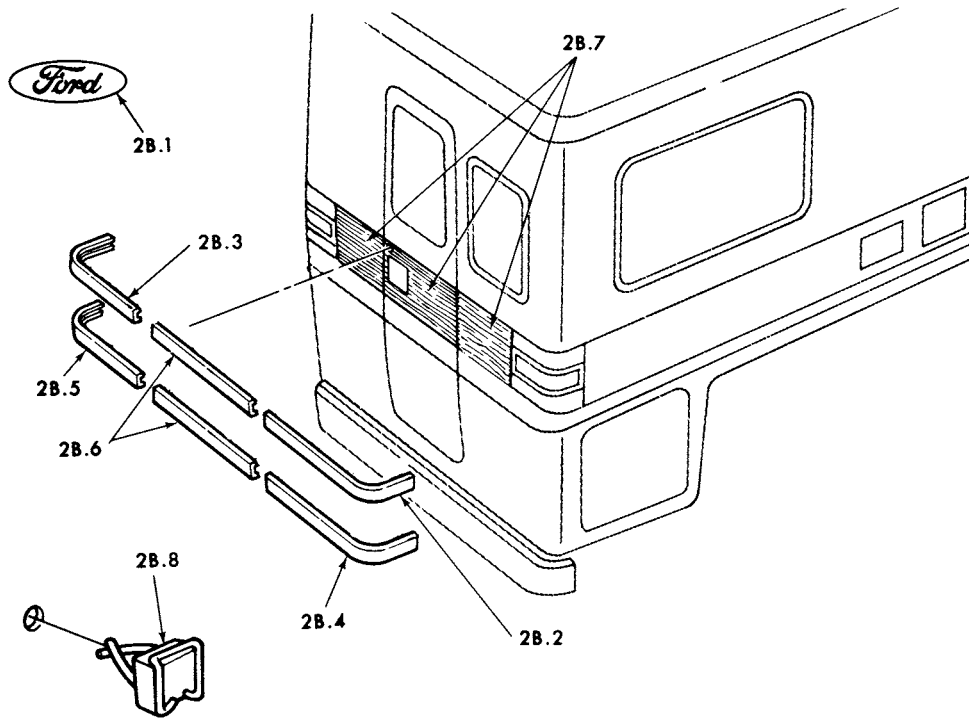


P-10673

PARTS ARE NO LONGER AVAILABLE FROM FORD MOTOR CO.
REFER TO R/V GENERAL INFORMATION SECTION FOR ORDERING INSTRUCTIONS.

FIG. NO. 2A--EXTERIOR MOULDINGS (SIDE)

| FIG. NO. | PART NAME and DESCRIPTION | PART NUMBER | QTY. |
|----------|-------------------------------------|-----------------|------|
| 2A.1 | Decal (body side)--"American Road" | D35Z 37072029-A | 2 |
| 2A.2 | Moulding (outside upper rear)--R.H. | D35Z 01072028-A | 1 |
| | Moulding (outside upper rear)--L.H. | D35Z 01072029-A | 1 |
| 2A.3 | Moulding (outside lower rear)--R.H. | D35Z 01072030-A | 1 |
| | Moulding (outside lower rear)--L.H. | D35Z 01072031-A | 1 |
| 2A.4 | Moulding (outside upper)--R.H. | D35Z 01072024-A | 1 |
| | Moulding (outside upper)--L.H. | D35Z 01072025-A | 1 |
| 2A.5 | Moulding (outside lower)--R.H. | D35Z 01072026-A | 1 |
| | Moulding (outside lower)--L.H. | D35Z 01072027-A | 1 |
| 2A.6 | Moulding (outside front)--R.H. | D35Z 01072022-A | 1 |
| | Moulding (outside front)--L.H. | D35Z 01072023-A | 1 |
| 2A.7 | Transfer (body)--woodgrain | D35Z 37072027-A | 2 |
| 2A.8 | Door (gravity water filler) | D35Z 36162090-A | 1 |
| 2A.9 | Door (city water filler) | D35Z 36162089-A | 1 |
| 2A.10 | Door (power cord access) | D35Z 36162091-A | 1 |
| 2A.11 | Retainer (outside moulding) | D35Z 01072056-A | AR |
| | | | |
| | | | |

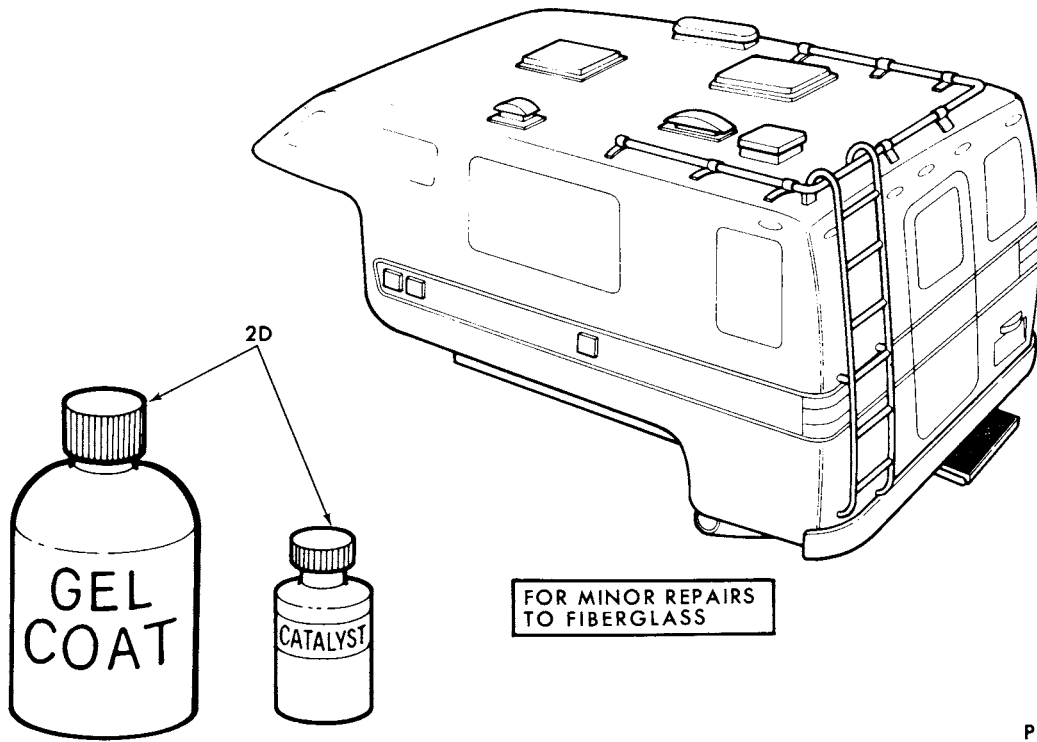


P-10672

PARTS ARE NO LONGER AVAILABLE FROM FORD MOTOR CO.
REFER TO R/V GENERAL INFORMATION SECTION FOR ORDERING INSTRUCTIONS.

FIG. NO. 2B--EXTERIOR MOULDINGS (BACK END)

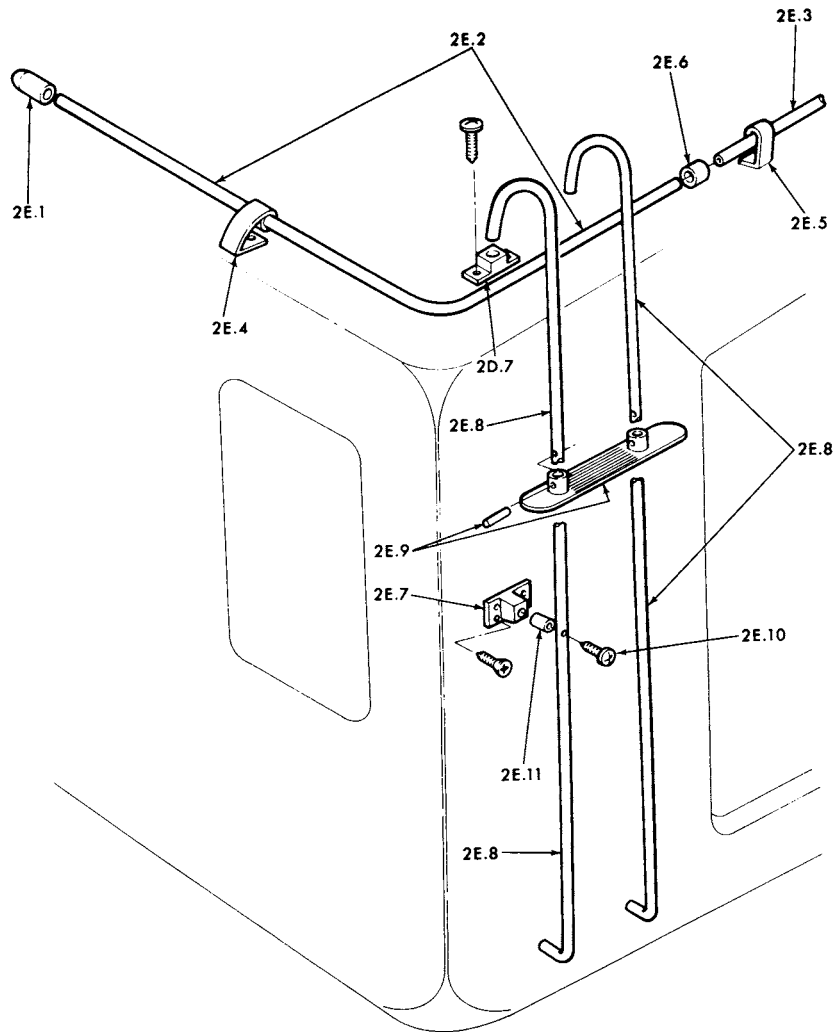
| FIG. NO. | PART NAME and DESCRIPTION | | | QTY. |
|----------|-------------------------------------|------|------------|------|
| 2B.1 | Decal (body rear)--"Ford" | D35Z | 37072030-A | 1 |
| 2B.2 | Moulding (outside upper rear)--R.H. | D35Z | 01072028-A | 1 |
| 2B.3 | Moulding (outside upper rear)--L.H. | D35Z | 01072029-A | 1 |
| 2B.4 | Moulding (outside lower rear)--R.H. | D35Z | 01072030-A | 1 |
| 2B.5 | Moulding (outside lower rear)--L.H. | D35Z | 01072031-A | 1 |
| 2B.6 | Moulding (door outside) | D35Z | 01072032-A | 2 |
| 2B.7 | Transfer (body)--woodgrain | D35Z | 37072027-A | 2 |
| 2B.8 | Retainer (outside moulding) | D35Z | 01072056-A | AR |
| | | | | |
| | | | | |
| | | | | |
| | | | | |
| | | | | |
| | | | | |
| | | | | |
| | | | | |
| | | | | |
| | | | | |
| | | | | |
| | | | | |



P-10702

FIG. NO. 2D--REPAIR KIT (OUTSIDE)

| FIG. NO. | PART NAME and DESCRIPTION | PART NUMBER | QTY. |
|----------|--|-----------------|------|
| 2D | Repair kit (outside touch-up) Consists of: (1) plastic container of Gel Coat | D35Z 03066038-A | AR |
| | | | |
| | | | |
| | | | |
| | | | |
| | | | |
| | | | |
| | | | |
| | | | |
| | | | |
| | | | |
| | | | |
| | | | |
| | | | |
| | | | |
| | | | |
| | | | |
| | | | |
| | | | |
| | | | |
| | | | |
| | | | |
| | | | |
| | | | |
| | | | |
| | | | |

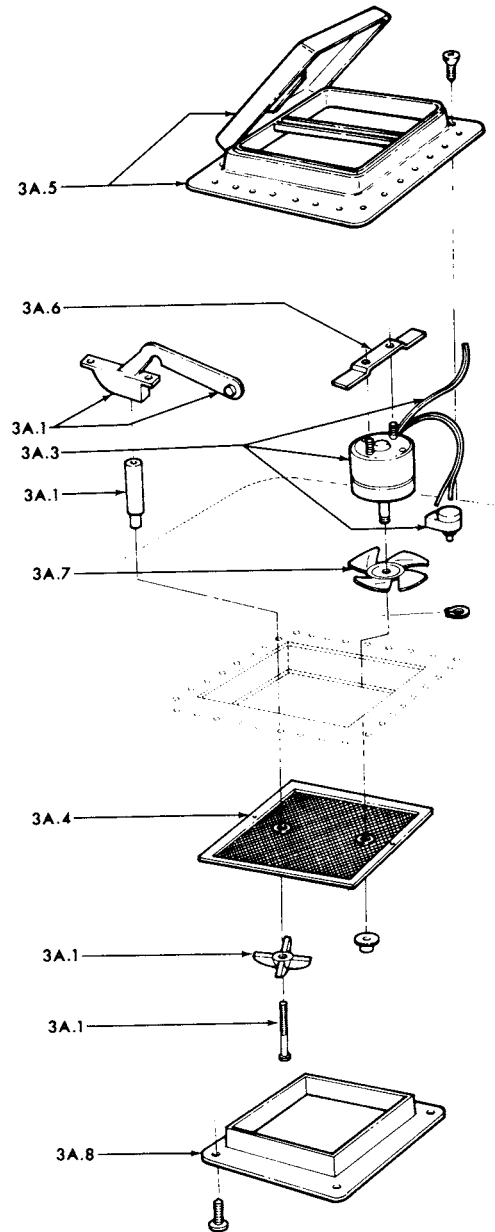


P-10710

FIG. NO. 2E--LUGGAGE RACK and LADDER

| FIG. NO. | PART NAME and DESCRIPTION | PART NUMBER | QTY. |
|----------|--|-----------------|------|
| 2E | Luggage carrier and ladder (complete) | D35Z 31072008-A | 1 |
| 2E.1 | Cap (luggage carrier front) | D35Z 31073017-A | 2 |
| 2E.2 | Rail (luggage carrier side)--R.H. | D35Z 31073021-A | 1 |
| | Rail (luggage carrier side)--L.H. | D35Z 31073022-A | 1 |
| 2E.3 | Rail (luggage carrier rear) | D35Z 31073023-A | 1 |
| 2E.4 | Support (luggage carrier side)--R.H. | D35Z 31073018-A | 3 |
| | Support (luggage carrier side)--L.H. | D35Z 31073015-A | 3 |
| 2E.5 | Support (luggage carrier rear) | D35Z 31073016-A | 2 |
| 2E.6 | Sleeve (luggage carrier rails) | D35Z 31073020-A | 2 |
| 2E.7 | Retainer (ladder stand-off) | D35Z 31073011-A | 6 |
| 2E.8 | Rail (ladder) | D35Z 31073019-A | 2 |
| 2E.9 | Step (ladder) | D35Z 31073012-A | 7 |
| 2E.10 | Screw (ladder stand-off)--1/4"-20 x 1 3/4" | D35Z 31073014-A | 2 |
| 2E.11 | Stand-off (luggage carrier) | D35Z 31073013-A | 2 |

VENT SYSTEMS



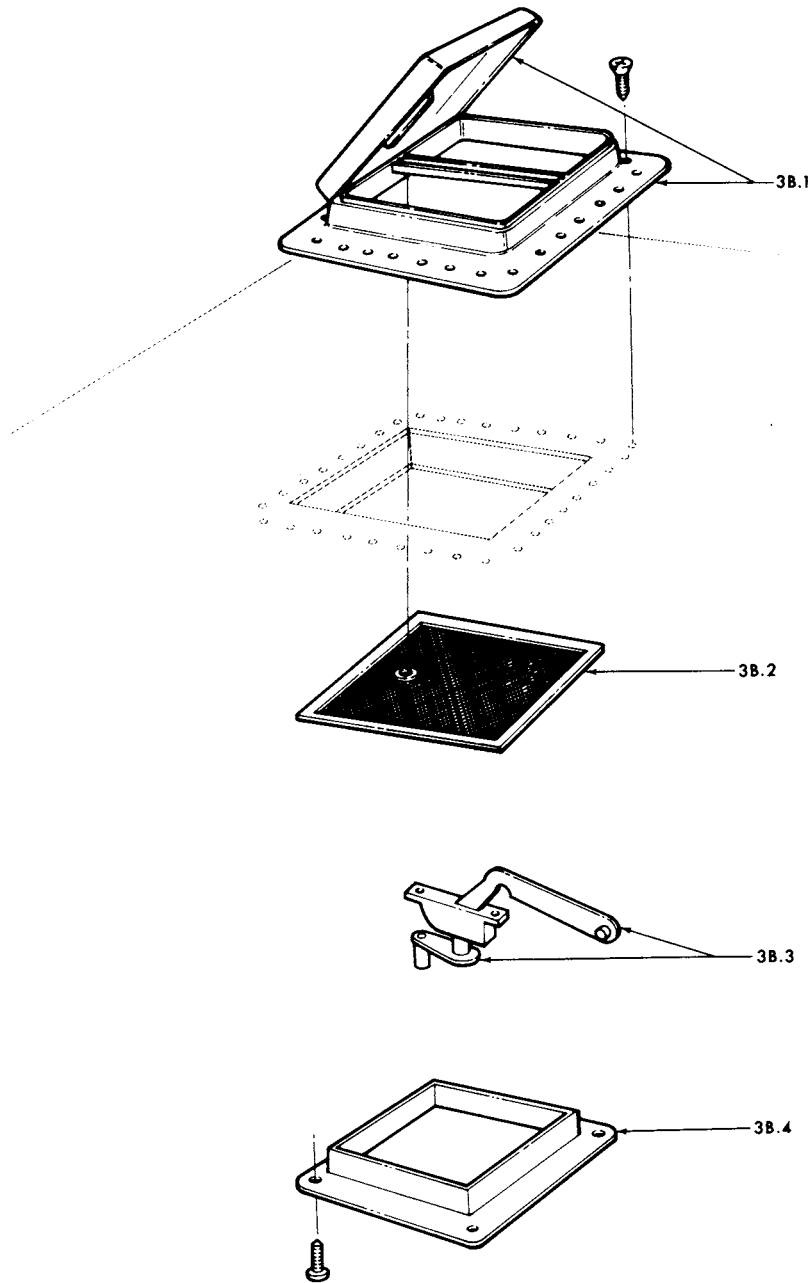
P-10692

PARTS ARE NO LONGER AVAILABLE FROM FORD MOTOR CO.
REFER TO R/V GENERAL INFORMATION SECTION FOR ORDERING INSTRUCTIONS.

FIG. NO. 3A--VENT ASSY. (ROOF-POWER) - VENTLINE V2026

| FIG. NO. | PART NAME and DESCRIPTION | PART NUMBER | QTY. |
|----------|--|-----------------|------|
| 3A | Vent assy. (roof complete)--power-Ventline V2026 | D35Z 37172028-A | 1 |
| 3A.1 | Handle and regulator (roof vent) | D35Z 37172020-A | 1 |
| 3A.2 | Switch (roof vent) | D35Z 37173021-A | 1 |
| 3A.3 | Motor (roof vent) | D35Z 37173022-A | 1 |
| 3A.4 | Screen (roof vent) | D35Z 37173025-A | 1 |
| 3A.5 | Cover and track (roof vent) | N.P.N. | 1 |
| 3A.6 | Bracket (roof vent motor mounting) | N.P.N. | 1 |
| 3A.7 | Blade (roof vent fan) | N.P.N. | 1 |
| 3A.8 | Retainer (roof vent) | N.P.N. | 1 |

N.P.N. - No Part Number



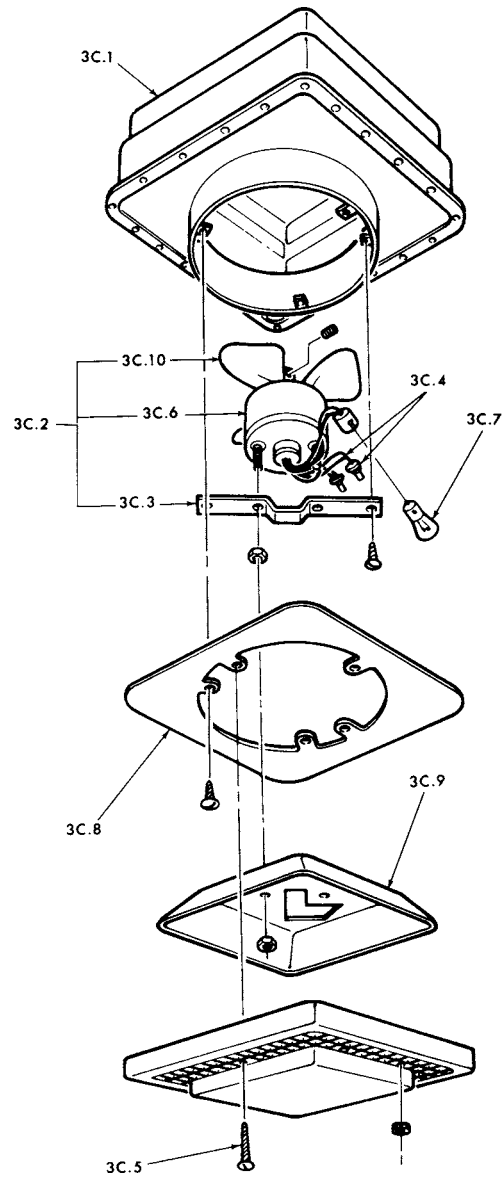
P-10691

PARTS ARE NO LONGER AVAILABLE FROM FORD MOTOR CO.
REFER TO R/V GENERAL INFORMATION SECTION FOR ORDERING INSTRUCTIONS.

FIG. NO. 3B--VENT ASSY. (ROOF-MANUAL) - VENTLINE V2012-S

| FIG. NO. | PART NAME and DESCRIPTION | PART NUMBER | QTY. |
|----------|---|-----------------|------|
| 3B | Vent assy. (roof complete)--manual-Ventline V2012-S | D35Z 37172027-A | 1 |
| 3B.1 | Cover and track (roof vent) | D35Z 37173019-A | 1 |
| 3B.2 | Screen (roof vent) | D35Z 37173024-A | 1 |
| 3B.3 | Handle and regulator (roof vent) | D35Z 37173018-A | 1 |
| 3B.4 | Retainer (roof vent) | N.P.N. | 1 |

N.P.N. - No Part Number



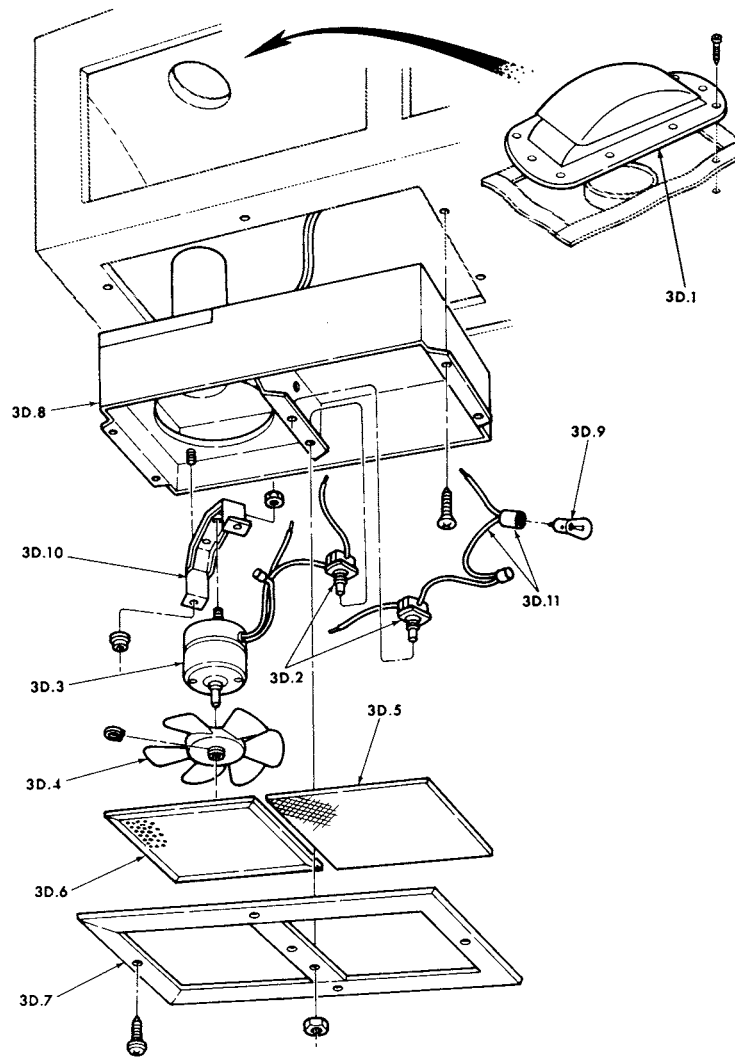
P-10664

PARTS ARE NO LONGER AVAILABLE FROM FORD MOTOR CO.
REFER TO R/V GENERAL INFORMATION SECTION FOR ORDERING INSTRUCTIONS.

FIG. NO. 3C--VENT and LIGHT ASSY. (BATHROOM) - VENTROLA F105A

| FIG. NO. | PART NAME and DESCRIPTION | PART NUMBER | QTY. |
|----------|--|-----------------|------|
| 3C | Vent and light assy. (bathroom complete)--Ventrola F105A | D35Z 37172029-A | 1 |
| 3C.1 | Cap assy. (bathroom vent) | D35Z 37173023-A | 1 |
| 3C.2 | Motor and bracket assy. (bathroom vent) | D35Z 37173013-A | 1 |
| 3C.3 | Bracket (bathroom vent motor mounting) | D35Z 37173016-A | 1 |
| 3C.4 | Switch (bathroom vent or light) | D35Z 37173014-A | 1or2 |
| 3C.5 | Lens and grille assy. (bathroom vent and light) | D35Z 37173015-A | 1 |
| 3C.6 | Motor (bathroom vent) | D35Z 37173017-A | 1 |
| 3C.7 | Bulb (bathroom light) | N.P.N. | 1 |
| 3C.8 | Plate (bathroom vent motor and grille mounting) | N.P.N. | 1 |
| 3C.9 | Reflector (bathroom light) | N.P.N. | 1 |
| 3C.10 | Blade (bathroom vent fan) | N.P.N. | 1 |

N.P.N. - No Part Number



P-10662

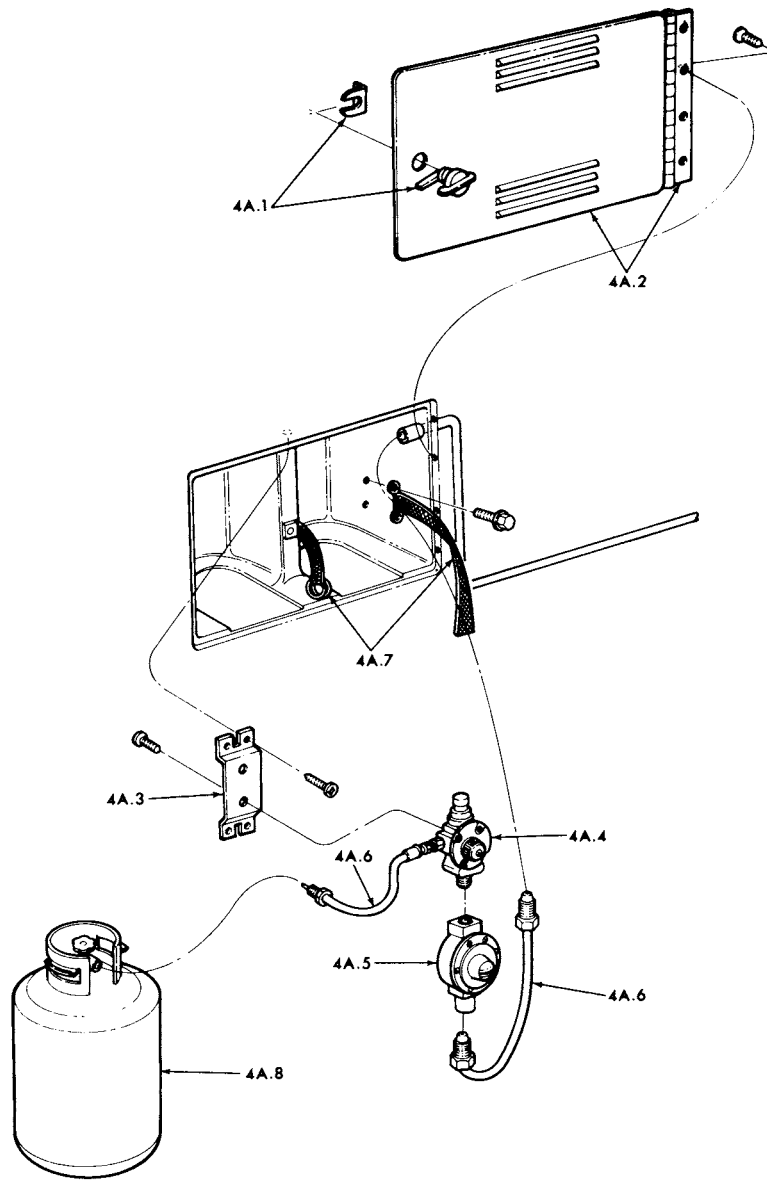
PARTS ARE NO LONGER AVAILABLE FROM FORD MOTOR CO.
REFER TO R/V GENERAL INFORMATION SECTION FOR ORDERING INSTRUCTIONS.

FIG. NO. 3D--VENT and LIGHT ASSY. (RANGE HOOD) - STRAWSINE EX19

| FIG. NO. | PART NAME and DESCRIPTION | PART NUMBER | QTY. |
|----------|--|-----------------|------|
| 3D | Vent and light assy. (range hood complete)--Strawsine EX19 | D35Z 35032084-A | 1 |
| 3D.1 | Cap assy. (range hood vent) | D35Z 37172033-A | 1 |
| 3D.2 | Switch (range hood vent or light) | D35Z 35033109-A | 1or2 |
| 3D.3 | Motor (range hood vent) | D35Z 35033108-A | 1 |
| 3D.4 | Blade (range hood vent fan) | D35Z 35033110-A | 1 |
| 3D.5 | Lens (range hood light) | D35Z 35033111-A | 1 |
| 3D.6 | Filter (range hood vent grease) | D35Z 35033112-A | 1 |
| 3D.7 | Retainer (range hood vent and light) | N.P.N. | 1 |
| 3D.8 | Body (range hood vent and light) | N.P.N. | 1 |
| 3D.9 | Bulb (range hood light) | N.P.N. | 1 |
| 3D.10 | Bracket (range hood vent motor mounting) | N.P.N. | 1 |
| 3D.11 | Socket and wiring (range hood light) | N.P.N. | 1 |

N.P.N. - No Part Number

LP GAS SYSTEM



P-10695

PARTS ARE NO LONGER AVAILABLE FROM FORD MOTOR CO.
REFER TO R/V GENERAL INFORMATION SECTION FOR ORDERING INSTRUCTIONS.

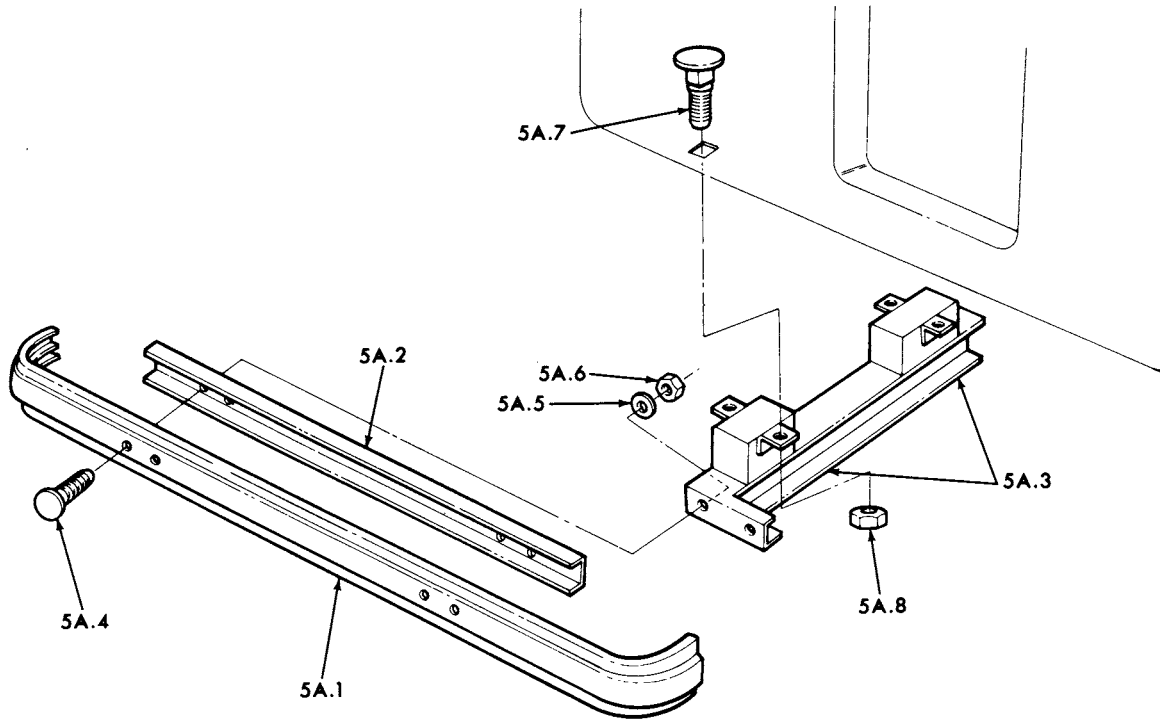
FIG. NO. 4A--LP GAS SYSTEM

| FIG. NO. | PART NAME and DESCRIPTION | PART NUMBER | QTY. |
|----------|----------------------------------|-----------------|------|
| 4A.1 | Latch (LP door gas storage) | D35Z 37022055-A | 1 |
| 4A.2 | Door and hinge (LP storage) | D35Z 03132001-A | 1 |
| 4A.3 | Bracket (LP regulator mounting) | N.P.N. | 1 |
| 4A.4 | Change over (LP tank)--automatic | N.P.N. | 1 |
| 4A.5 | Regulator (LP) | N.P.N. | 1 |
| 4A.6 | Hose (LP) | N.P.N. | 2 |
| 4A.7 | Tie-down (LP cylinder) | N.P.N. | 2 |
| 4A.8 | Cylinder (LP)--20 lb. | N.P.N. | 1or2 |

N.P.N. - No Part Number

LP - Low Propane

REAR BUMPER and STEP



P-10694

PARTS ARE NO LONGER AVAILABLE FROM FORD MOTOR CO.
REFER TO R/V GENERAL INFORMATION SECTION FOR ORDERING INSTRUCTIONS.

FIG. NO. 5A--REAR BUMPER

| FIG. NO. | PART NAME and DESCRIPTION | PART NUMBER | QTY. |
|----------|-----------------------------|-----------------|------|
| 5A.1 | Bumper (rear) | D35Z 02052133-A | 1 |
| 5A.2 | Reinforcement (bumper) | D35Z 02053047-A | 1 |
| 5A.3 | Arm (bumper mounting)--R.H. | D35Z 02053048-A | 1 |
| | Arm (bumper mounting)--L.H. | D35Z 02053049-A | 1 |
| 5A.4 | Bolt (bumper to arm) | D35Z 80112045-A | AR |
| 5A.5 | Washer (bumper to arm) | N.P.N. | AR |
| 5A.6 | Nut (bumper to arm) | N.P.N. | AR |
| 5A.7 | Bolt (body to arm) | N.P.N. | AR |
| 5A.8 | Nut (body to arm) | N.P.N. | AR |
| | | | |
| | | | |
| | | | |
| | | | |
| | | | |
| | | | |
| | | | |
| | | | |
| | | | |
| | | | |
| | | | |
| | | | |
| | | | |
| | | | |
| | | | |
| | | | |
| | | | |
| | | | |
| | | | |
| | | | |
| | | | |
| | | | |
| | | | |
| | | | |
| | | | |
| | | | |
| | | | |
| | | | |
| | | | |

N.P.N. - No Part Number

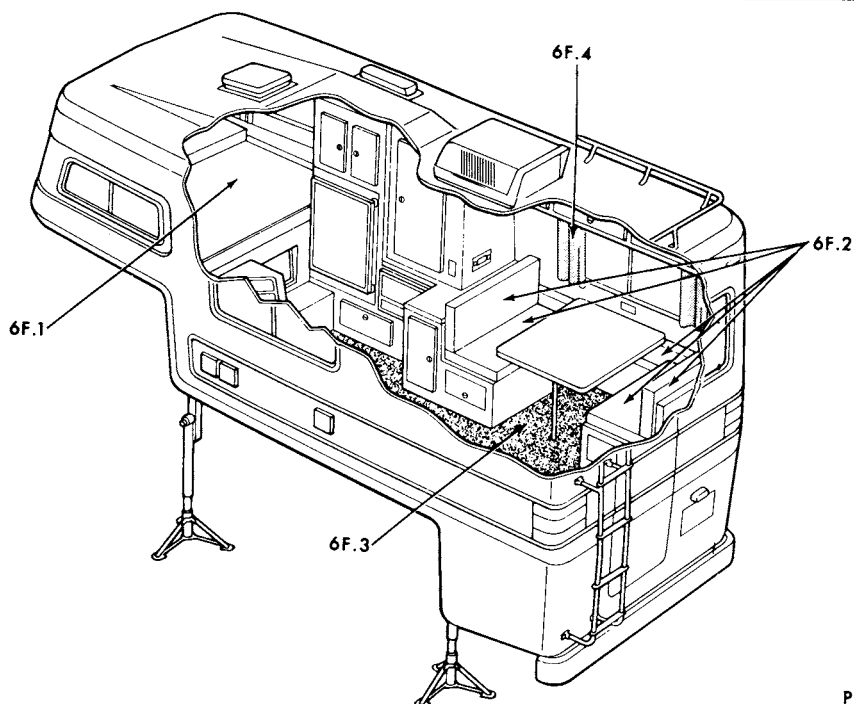
AMERICAN ROAD
CAMPER

1973/79
TRUCK SERIES 100/500

SECTION R/V 6

1

INTERIOR TRIM



P-10736

PARTS ARE NO LONGER AVAILABLE FROM FORD MOTOR CO.
REFER TO R/V GENERAL INFORMATION SECTION FOR ORDERING INSTRUCTIONS.

FIG. NO. 6F--INTERIOR TRIM

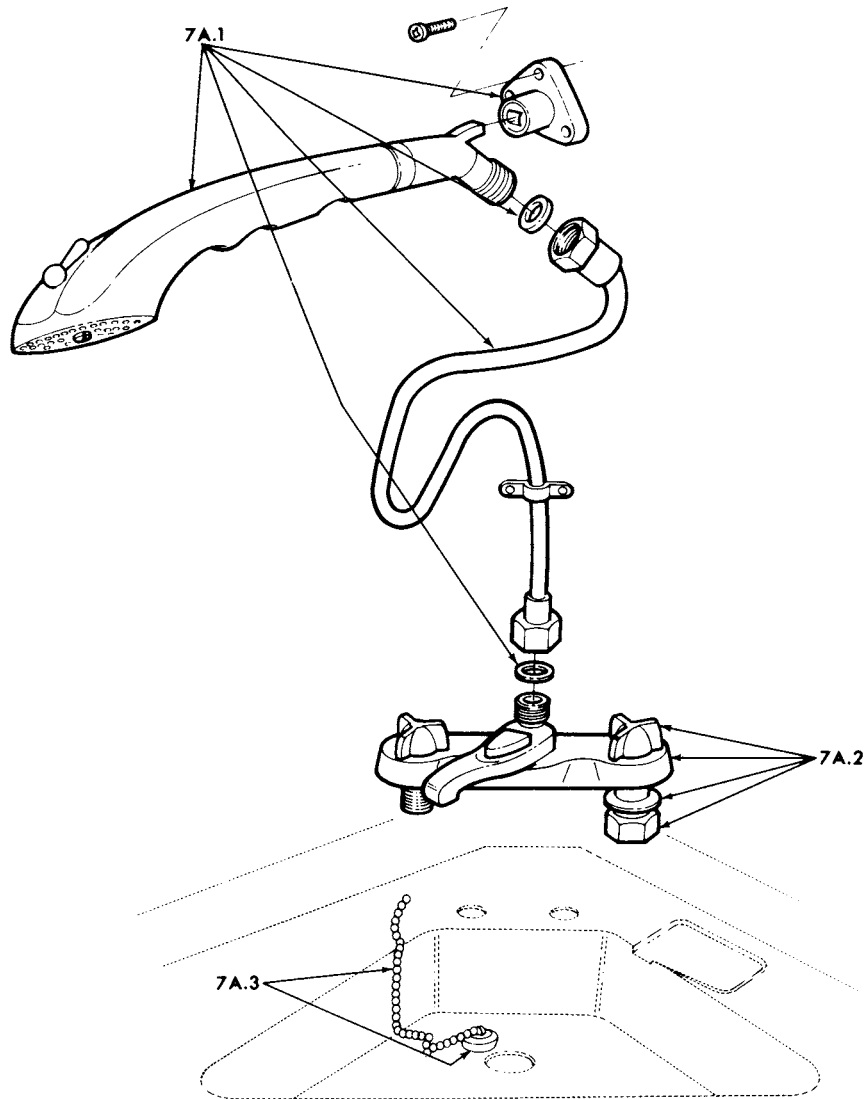
| FIG. NO. | PART NAME and DESCRIPTION | PART NUMBER | QTY. |
|----------|---|-----------------|------|
| 6F.1 | Cushion and cover assy. (cab over)--gold-54" x 76 1/2" | D35Z 21193225-A | 1 |
| | Cushion and cover assy. (cab over)--green-54" x 76 1/2" | D35Z 21193226-A | 1 |
| 6F.2 | Cushion and cover assy. (cab over)--rust-54" x 76 1/2" | D35Z 21193224-A | 1 |
| | Cushion and cover assy. (dinette front)--gold-22" x 36" | D3FZ 21193231-A | 1 |
| | Cushion and cover assy. (dinette front)--green-22" x 36" | D35Z 21193232-A | 1 |
| | Cushion and cover assy. (dinette front)--rust-22" x 36" | D35Z 21193230-A | 1 |
| | Cushion and cover assy. (dinette rear)--gold-15 1/2" x 36" | D35Z 21193422-A | 1 |
| | Cushion and cover assy. (dinette rear)--green-15 1/2" x 36" | D35Z 21193423-A | 1 |
| | Cushion and cover assy. (dinette rear)--rust-15 1/2" x 36" | D35Z 21193421-A | 1 |
| | Cushion and cover assy. (dinette side)--gold-12" x 74" | D35Z 21193234-A | 1 |
| | Cushion and cover assy. (dinette side)--green-12" x 74" | D35Z 21193235-A | 1 |
| | Cushion and cover assy. (dinette side)--rust-12" x 74" | D35Z 21193233-A | 1 |
| | Back and cover assy. (dinette front)--gold-15" x 36" | D35Z 21193228-A | 1 |
| | Back and cover assy. (dinette front)--green-15" x 36" | D35Z 21193229-A | 1 |
| | Back and cover assy. (dinette front)--rust-15" x 36" | D35Z 21193227-A | 1 |
| | Back and cover assy. (dinette rear)--gold-21" x 34 1/2" | D35Z 21193419-A | 1 |
| | Back and cover assy. (dinette rear)--green-21" x 34 1/2" | D35Z 21193420-A | 1 |
| | Back and cover assy. (dinette rear)--rust-21" x 34 1/2" | D35Z 21193418-A | 1 |
| 6F.3 | Carpet (floor)--shag | ★ | AR |
| | Carpet (floor)--ozite | ★ | AR |
| 6F.4 | Curtains (cab over front window) | ★ | AR |
| | Curtains (cab over side window) | ★ | AR |
| | Curtains (kitchen window) | ★ | AR |
| | Curtains (door entrance) | ★ | AR |
| | Curtains (pass through) | ★ | AR |
| | Curtains (body rear window) | ★ | AR |
| | Curtains (dinette window) | ★ | AR |
| | Curtains (bathroom window) | ★ | AR |
| | Curtains (privacy) | ★ | AR |
| | Shade (kitchen window) | D35Z 36122172-A | 1 |

**AMERICAN ROAD
CAMPER**

**1973/79
TRUCK SERIES 100/500**

SECTION R/V 7 1

PLUMBING



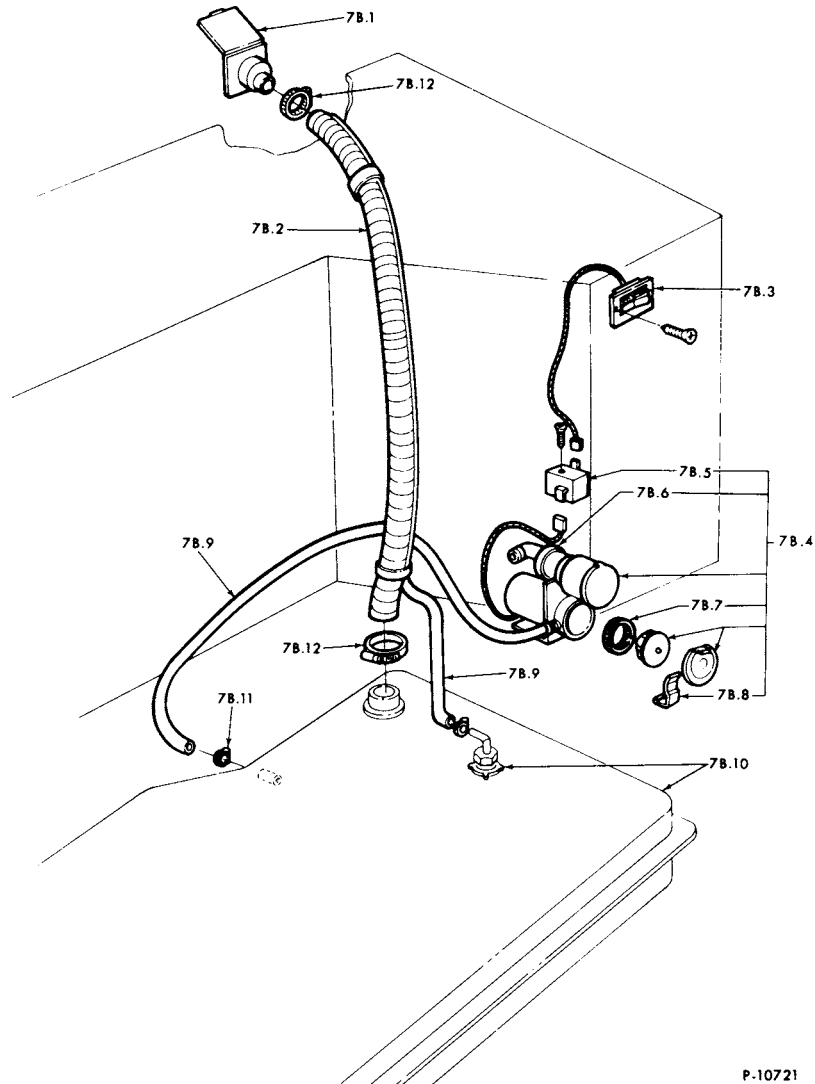
P-10704

PARTS ARE NO LONGER AVAILABLE FROM FORD MOTOR CO.
REFER TO R/V GENERAL INFORMATION SECTION FOR ORDERING INSTRUCTIONS.

FIG. NO. 7A--SINK and SHOWER (BATHROOM)

| FIG. NO. | PART NAME and DESCRIPTION | PART NUMBER | QTY. |
|----------|-------------------------------|-----------------|------|
| 7A.1 | Shower assy. (bathroom) | D35Z 35092016-A | 1 |
| 7A.2 | Faucet assy. (bathroom) | D35Z 35042024-A | 1 |
| 7A.3 | Stopper assy. (bathroom sink) | N.P.N. | 1 |
| | Trap (bathroom shower pan) | D35Z 35092017-A | 1 |
| | Strainer (bathroom shower) | D35Z 35092018-A | 1 |
| | Pump (bathroom shower) | D35Z 36092004-A | 1 |

N.P.N. - No Part Number



P-10721

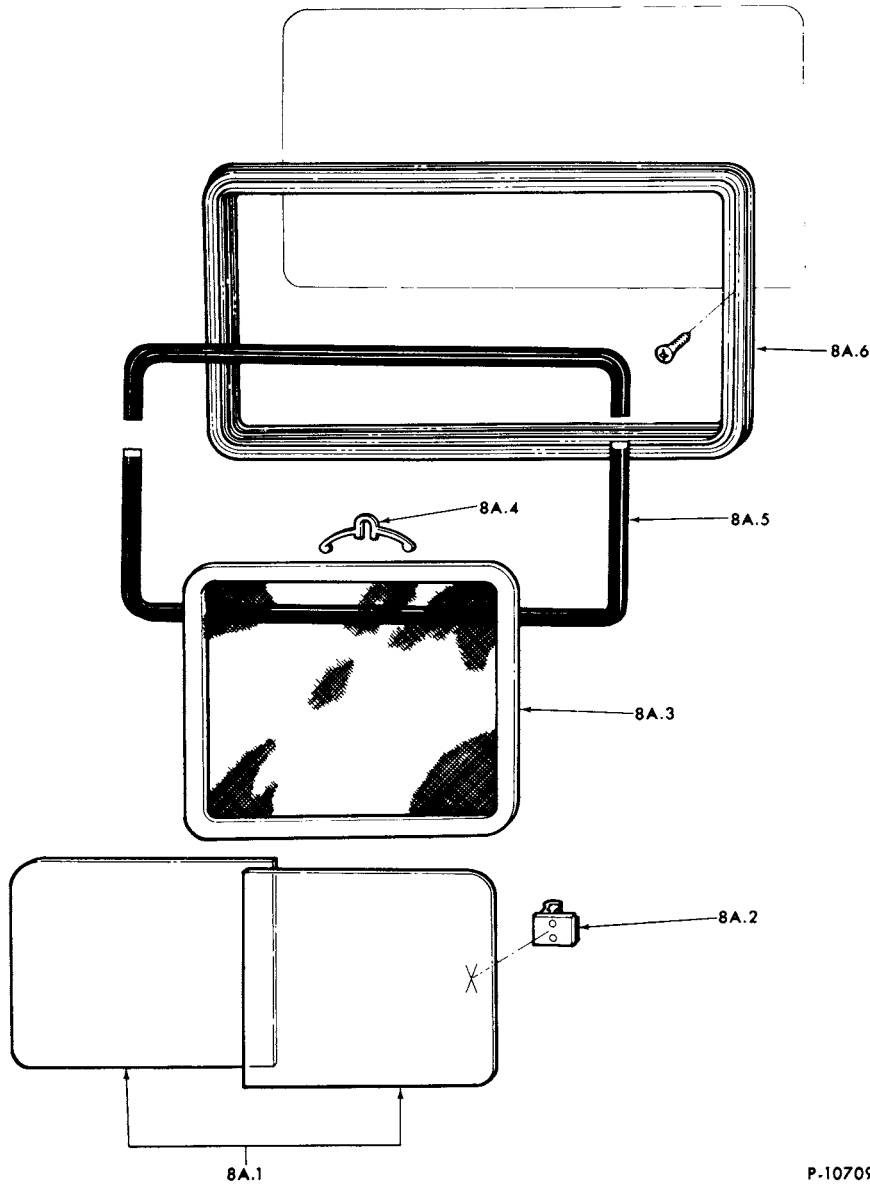
PARTS ARE NO LONGER AVAILABLE FROM FORD MOTOR CO.
REFER TO R/V GENERAL INFORMATION SECTION FOR ORDERING INSTRUCTIONS.

FIG. NO. 7B--FRESH WATER PUMP and RELATED PARTS

| FIG. NO. | PART NAME and DESCRIPTION | PART NUMBER | QTY. |
|----------|---|-----------------|------|
| 7B.1 | Door (water filler)--city | D35Z 36162090-A | 1 |
| | Door (water filler)--gravity | D35Z 36162089-A | 1 |
| 7B.2 | Hose (water fill)-flexible--1 1/4" x 60" long | D35Z 36163004-A | AR |
| 7B.3 | Switch (fresh water pump)--"OFF/ON" | D35Z 36093014-A | 1 |
| 7B.4 | Pump assy. (fresh water) | D35Z 36092007-A | 1 |
| 7B.5 | Switch and wiring (fresh water pump) | D35Z 36093012-A | 1 |
| 7B.6 | Fitting (fresh water pump outlet) | D35Z 36093015-A | 1 |
| 7B.7 | Screen (fresh water pump filter) | D35Z 36093013-A | 1 |
| 7B.8 | Clip (fresh water pump) | D35Z 36093016-A | 3 |
| 7B.9 | Hose (water fill)--3/8" I.D. | D35Z 36163006-A | AR |
| 7B.10 | Tank (fresh water) | N.P.N. | 1 |
| 7B.11 | Clamp (water hose)--3/8" | N.P.N. | AR |
| 7B.12 | Clamp (water hose)--1 1/4" | N.P.N. | AR |

N.P.N. - No Part Number

WINDOWS



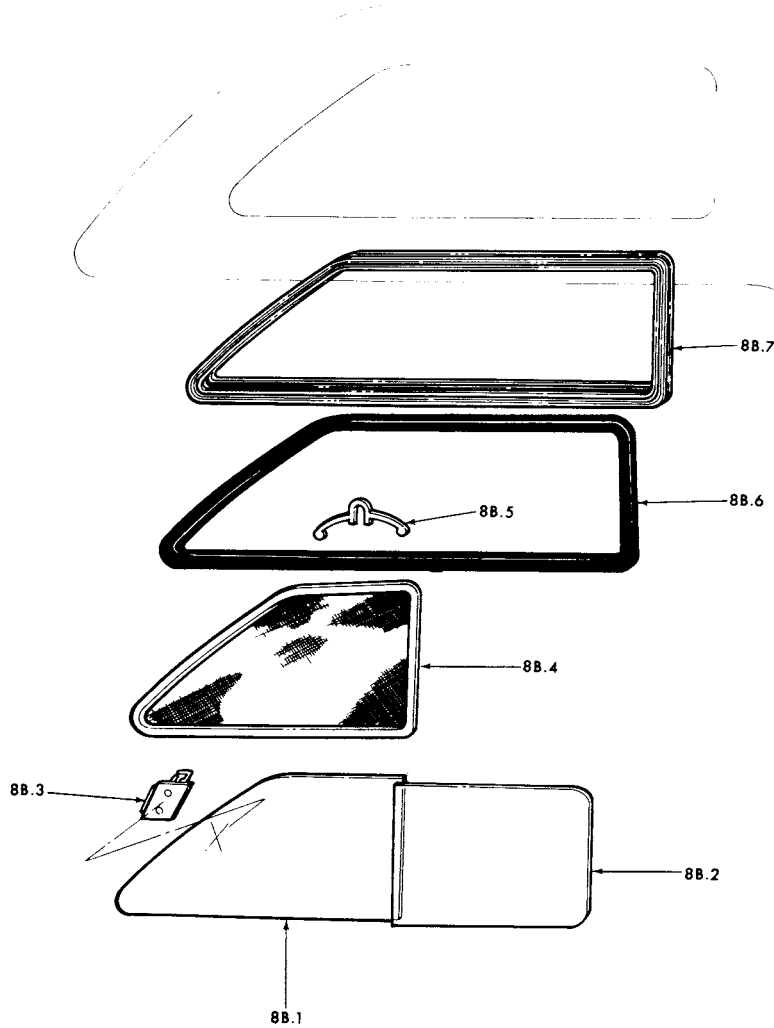
P-10709

PARTS ARE NO LONGER AVAILABLE FROM FORD MOTOR CO.
REFER TO R/V GENERAL INFORMATION SECTION FOR ORDERING INSTRUCTIONS.

FIG. NO. 8A--WINDOW (DINETTE)

| FIG. NO. | PART NAME and DESCRIPTION | PART NUMBER | QTY. |
|----------|------------------------------------|-----------------|------|
| 8A | Window assy. (dinette)--26" x 50" | D35Z 20062052-A | 1 |
| | Window assy. (kitchen)--26" x 50" | D35Z 20062070-A | 1 |
| 8A.1 | Glass (dinette and kitchen window) | D35Z 20063012-A | 4 |
| 8A.2 | Latch (dinette and kitchen window) | D35Z 20063005-A | 2 |
| 8A.3 | Screen (dinette window) | D35Z 20073006-A | 1 |
| | Screen (kitchen window) | D35Z 20073005-A | 1 |
| 8A.4 | Clip (window screen retaining) | D35Z 20063007-A | AR |
| 8A.5 | Seal (window frame) | N.P.N. | AR |
| 8A.6 | Frame (dinette window) | N.P.N. | 1 |
| 8A.7 | Frame (kitchen window) | N.P.N. | 1 |

N.P.N. - No Part Number



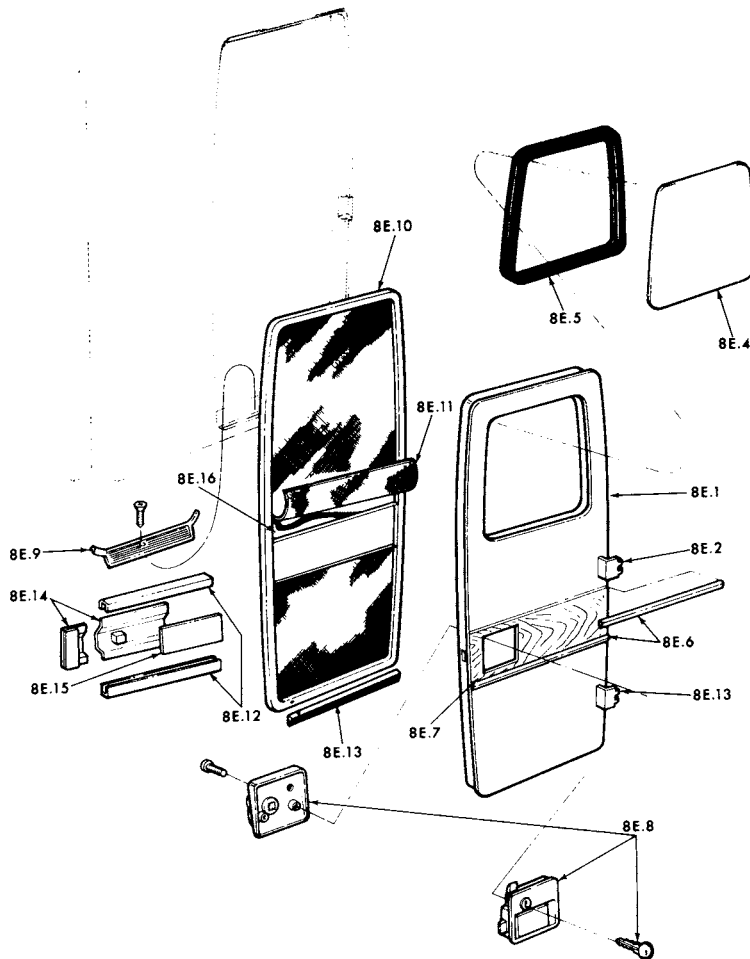
PARTS ARE NO LONGER AVAILABLE FROM FORD MOTOR CO.
REFER TO R/V GENERAL INFORMATION SECTION FOR ORDERING INSTRUCTIONS.

P-10708

FIG. NO. 8B--WINDOW (CAB OVER)-SIDE

| FIG. NO. | PART NAME and DESCRIPTION | PART NUMBER | QTY. |
|----------|---|-----------------|------|
| 8B | Window assy. (cab over side)--R.H. | D35Z 20062054-A | 1 |
| | Window assy. (cab over side)--L.H. | D35Z 20062053-A | 1 |
| 8B.1 | Glass (cab over side sliding)--R.H. and L.H. | D35Z 20063010-A | 2 |
| 8B.2 | Glass (cab over side stationary)--R.H. and L.H. | D35Z 20063011-A | 2 |
| 8B.3 | Latch (cab over side)--R.H. and L.H. | D35Z 20063005-A | 2 |
| 8B.4 | Screen (cab over side)--R.H. | D35Z 20073004-A | 1 |
| | Screen (cab over side)--L.H. | D35Z 20073003-A | 1 |
| 8B.5 | Clip (cab over window screen retaining) | D35Z 20063007-A | AR |
| 8B.6 | Seal (cab over window frame) | N.P.N. | AR |
| 8B.7 | Frame (cab over window side)--R.H. | N.P.N. | 1 |
| | Frame (cab over window side)--L.H. | N.P.N. | 1 |

N.P.N. - No Part Number



PARTS ARE NO LONGER AVAILABLE FROM FORD MOTOR CO.
REFER TO R/V GENERAL INFORMATION SECTION FOR ORDERING INSTRUCTIONS.

P-10699

FIG. NO. 8E--DOOR (ENTRANCE and SCREEN)

| FIG. NO. | PART NAME and DESCRIPTION | PART NUMBER | QTY. |
|----------|--|-----------------|------|
| 8E.1 | Door (entrance) | D35Z 36022009-A | 1 |
| 8E.2 | Hinge (entrance door upper) | D35Z 37032030-A | 1 |
| 8E.3 | Hinge (entrance door lower) | D35Z 37032031-A | 1 |
| 8E.4 | Glass (entrance door) | D35Z 20062059-A | 1 |
| 8E.5 | Weatherstrip (entrance door window) | N.P.N. | 1 |
| 8E.6 | Moulding (entrance door) | D35Z 01072032-A | 2 |
| 8E.7 | Transfer (body)--woodgrain | D35Z 37072027-A | 2 |
| 8E.8 | Lock assy. (entrance door) | D35Z 37022051-A | 1 |
| 8E.9 | Plate (door scuff) | D35Z 01072036-A | 1 |
| 8E.10 | Door (screen complete) | D35Z 13052013-A | 1 |
| 8E.11 | Screen--cut to fit | D35Z 13053016-A | 2 |
| 8E.12 | Run (screen door latch cover) | D35Z 13053015-A | 2 |
| 8E.13 | Weatherstrip (screen door) | D35Z 13053013-A | 2 |
| 8E.14 | Cover (screen door latch)--formed | D35Z 37023012-A | 1 |
| 8E.15 | Cover (screen door latch)--flat | D35Z 37023013-A | 1 |
| 8E.16 | Retainer (screen-screen door)--15' long-cut to fit | D35Z 13053014-A | 1 |

N.P.N. - No Part Number

AMERICAN ROAD
CAMPER

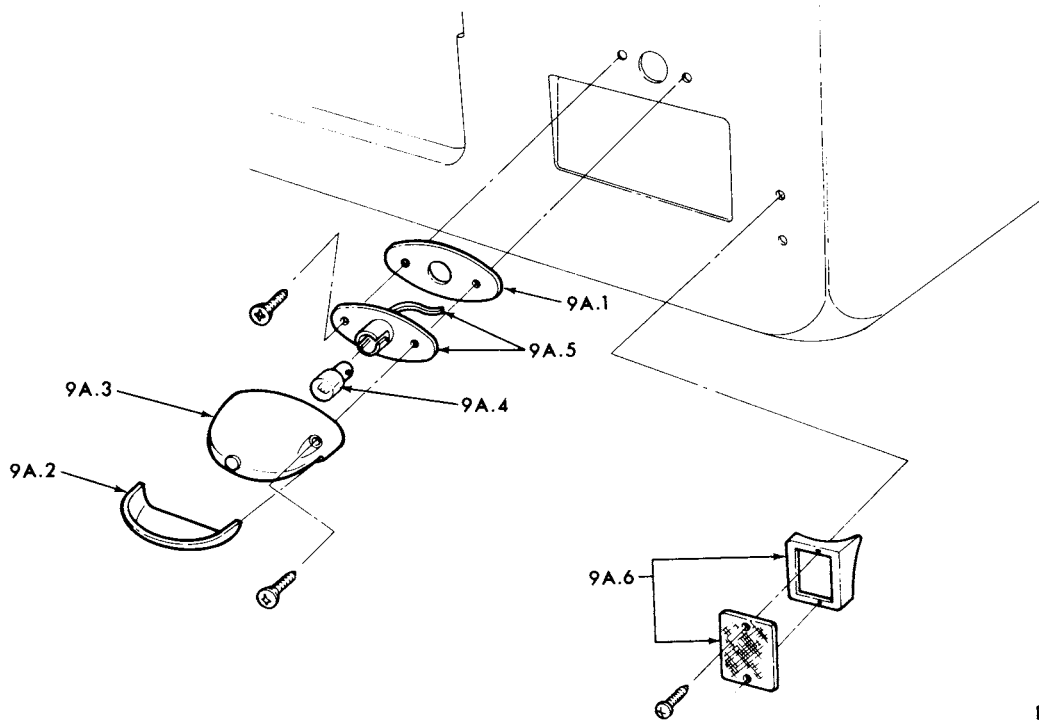
1973/79
TRUCK SERIES 100/500

SECTION R/V 9

1

ELECTRICAL

1973/79
TRUCK SERIES 100/500



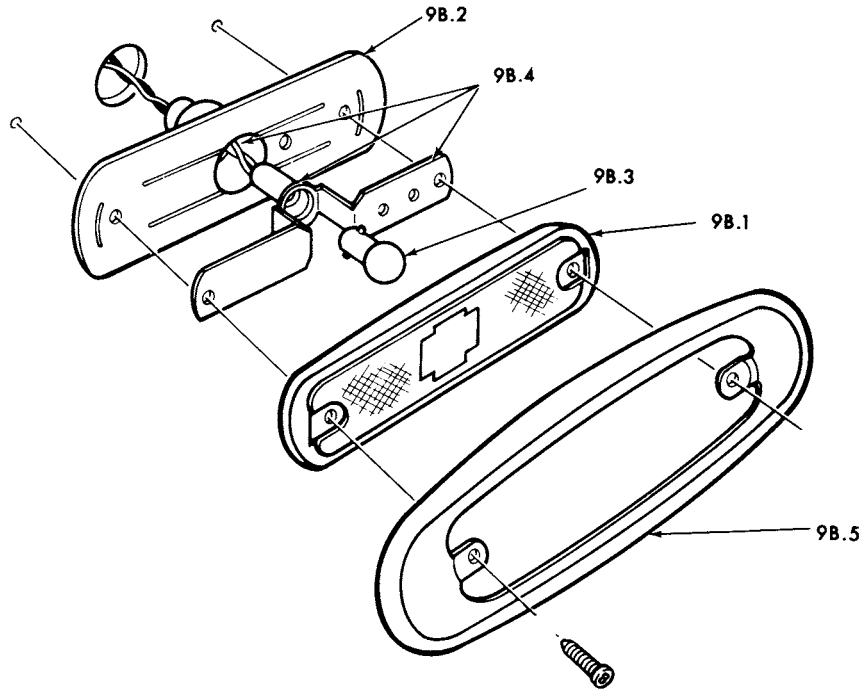
P-10690

PARTS ARE NO LONGER AVAILABLE FROM FORD MOTOR CO.
REFER TO R/V GENERAL INFORMATION SECTION FOR ORDERING INSTRUCTIONS.

FIG. NO. 9A--LAMP (LICENSE PLATE)

| FIG. NO. | PART NAME and DESCRIPTION | PART NUMBER | QTY. |
|----------|--|-----------------|------|
| 9A | Lamp assy. (license plate) | D35Z 34112040-A | 1 |
| 9A.1 | Gasket (license plate lamp) | D35Z 34113029-A | 1 |
| 9A.2 | Lens (license plate lamp) | D35Z 34113031-A | 1 |
| 9A.3 | Body (license plate lamp) | N.P.N. | 1 |
| 9A.4 | Bulb (license plate lamp) | N.P.N. | 1 |
| 9A.5 | Socket and wiring (license plate lamp) | N.P.N. | 1 |
| 9A.6 | Reflector assy.--R.H. | D0UZ 13380-A | 1 |
| | Reflector assy.--L.H. | D0UZ 13380-B | 1 |
| | | | |
| | | | |
| | | | |
| | | | |
| | | | |
| | | | |
| | | | |
| | | | |
| | | | |
| | | | |
| | | | |
| | | | |
| | | | |
| | | | |
| | | | |
| | | | |
| | | | |

N.P.N. - No Part Number



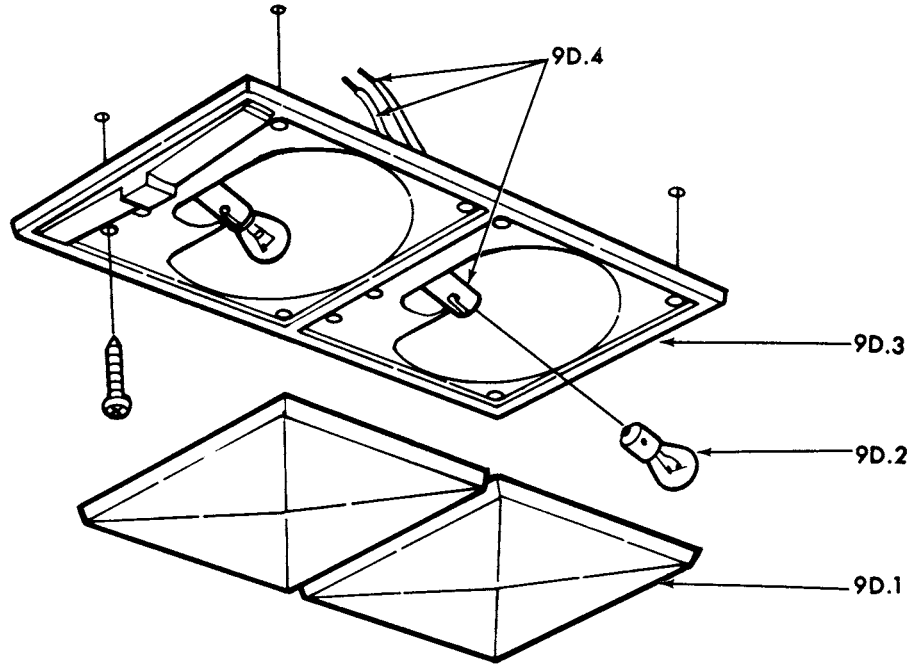
P-10661

PARTS ARE NO LONGER AVAILABLE FROM FORD MOTOR CO.
REFER TO R/V GENERAL INFORMATION SECTION FOR ORDERING INSTRUCTIONS.

FIG. NO. 9B--LAMP (MARKER)

| FIG. NO. | PART NAME and DESCRIPTION | PART NUMBER | QTY. |
|----------|--|-----------------|------|
| 9B | Marker lamp assy.--red | D35Z 34112025-A | AR |
| | Marker lamp assy.--amber | D35Z 34112024-A | AR |
| 9B.1 | Lens (marker lamp)--red | D35Z 34113020-A | AR |
| | Lens (marker lamp)--amber | D35Z 34113021-A | AR |
| 9B.2 | Plate (marker lamp) | N.P.N. | AR |
| 9B.3 | Bulb (marker lamp) | N.P.N. | AR |
| 9B.4 | Socket, bracket and wiring (marker lamp) | N.P.N. | AR |
| 9B.5 | Bezel (marker lamp) | N.P.N. | AR |
| | | | |
| | | | |
| | | | |
| | | | |
| | | | |
| | | | |
| | | | |
| | | | |
| | | | |
| | | | |
| | | | |
| | | | |
| | | | |
| | | | |
| | | | |
| | | | |
| | | | |
| | | | |

N.P.N. - No Part Number



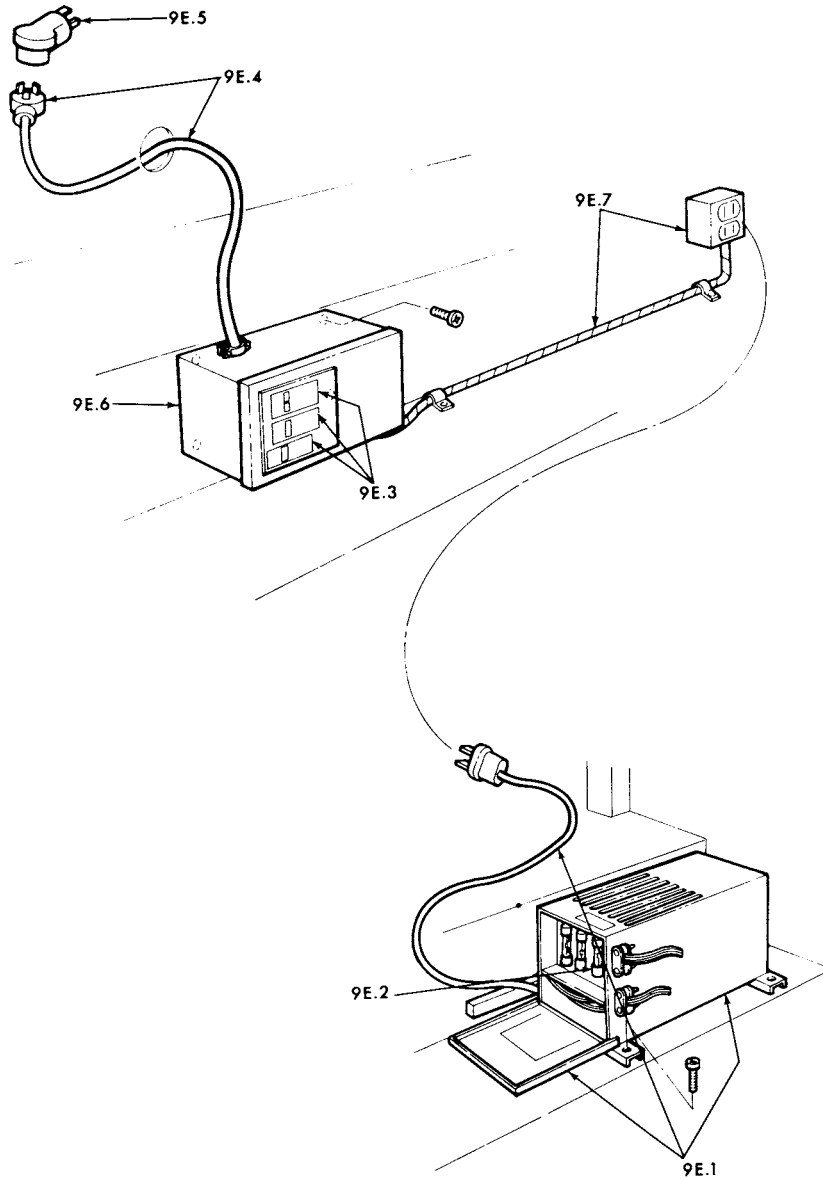
PARTS ARE NO LONGER AVAILABLE FROM FORD MOTOR CO.
REFER TO R/V GENERAL INFORMATION SECTION FOR ORDERING INSTRUCTIONS.

P-10658

FIG. NO. 9D--LAMP (INTERIOR)

| FIG. NO. | PART NAME and DESCRIPTION | PART NUMBER | QTY. |
|----------|------------------------------------|-----------------|------|
| 9D | Light (interior)--single | D35Z 34102030-A | 3 |
| | Light (interior)--double | D35Z 34102031-A | 1 |
| 9D.1 | Lens (interior light) | D35Z 34103013-A | AR |
| 9D.2 | Bulb (interior light) | N.P.N. | AR |
| 9D.3 | Body (interior light)--single | N.P.N. | AR |
| | Body (interior light)--double | N.P.N. | AR |
| 9D.4 | Socket and wiring (interior light) | N.P.N. | AR |
| | | | |
| | | | |
| | | | |
| | | | |
| | | | |
| | | | |
| | | | |
| | | | |
| | | | |
| | | | |
| | | | |
| | | | |
| | | | |
| | | | |
| | | | |

N.P.N. - No Part Number



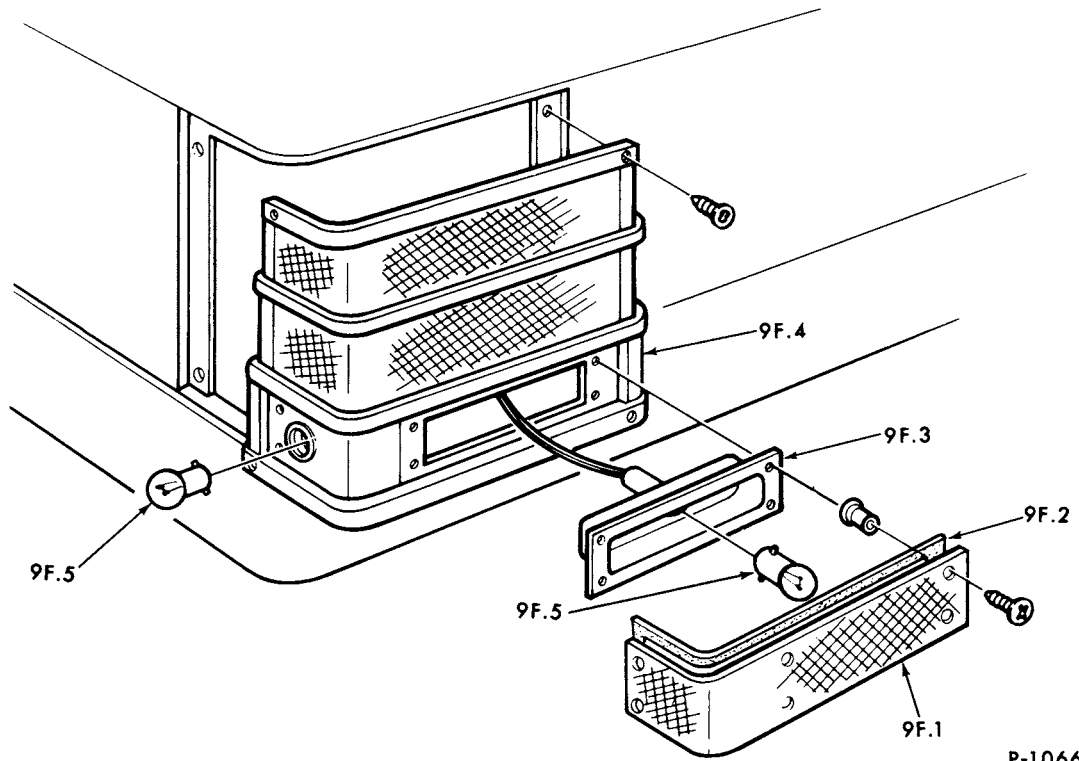
P-10693

PARTS ARE NO LONGER AVAILABLE FROM FORD MOTOR CO.
REFER TO R/V GENERAL INFORMATION SECTION FOR ORDERING INSTRUCTIONS.

FIG. NO. 9E--CONVERTER (POWER)

| FIG. NO. | PART NAME and DESCRIPTION | PART NUMBER | QTY. |
|----------|---|-----------------|------|
| 9E.1 | Converter (power)--20 amp. | D35Z 34172023-A | 1 |
| | Converter (power)--30 amp. | D35Z 34172024-A | 1 |
| 9E.2 | Fuse (30 amp. converter)--5AG50A | D35Z 34183006-A | 1 |
| 9E.3 | Circuit breakers (power) | N.P.N. | AR |
| 9E.4 | Power cord--25' long | N.P.N. | 1 |
| 9E.5 | Adapter (power cord) | N.P.N. | 1 |
| 9E.6 | Housing (circuit breakers) | N.P.N. | 1 |
| 9E.7 | Receptacle and wire (power outlet)--110 volts | N.P.N. | 1 |

N.P.N. - No Part Number



P-10663

PARTS ARE NO LONGER AVAILABLE FROM FORD MOTOR CO.
REFER TO R/V GENERAL INFORMATION SECTION FOR ORDERING INSTRUCTIONS.

FIG. NO. 9F--TAIL LAMP

| FIG. NO. | PART NAME and DESCRIPTION | PART NUMBER | QTY. |
|----------|---|-----------------|------|
| 9F | Lamp assy. (rear)--R.H. | D35Z 34112026-A | 1 |
| | Lamp assy. (rear)--L.H. | D35Z 34112027-A | 1 |
| 9F.1 | Lens (rear lamp upper)--R.H. and L.H. | D35Z 34113022-A | 2 |
| | Lens (rear lamp center)--R.H. and L.H. | D35Z 34113024-A | 2 |
| | Lens (rear lamp lower)--R.H. and L.H. | D35Z 34113023-A | 2 |
| 9F.2 | Gasket (rear lamp lens upper)--R.H. and L.H. | D35Z 34113025-A | 2 |
| | Gasket (rear lamp lens center)--R.H. and L.H. | D35Z 34113027-A | 2 |
| | Gasket (rear lamp lens lower)--R.H. and L.H. | D35Z 34113026-A | 2 |
| 9F.3 | Body (rear lamp) | N.P.N. | 6 |
| 9F.4 | Housing (rear lamp) | N.P.N. | 2 |
| 9F.5 | Bulb (rear lamp) | N.P.N. | 12 |
| | | | |
| | | | |
| | | | |
| | | | |
| | | | |
| | | | |
| | | | |
| | | | |
| | | | |
| | | | |
| | | | |
| | | | |

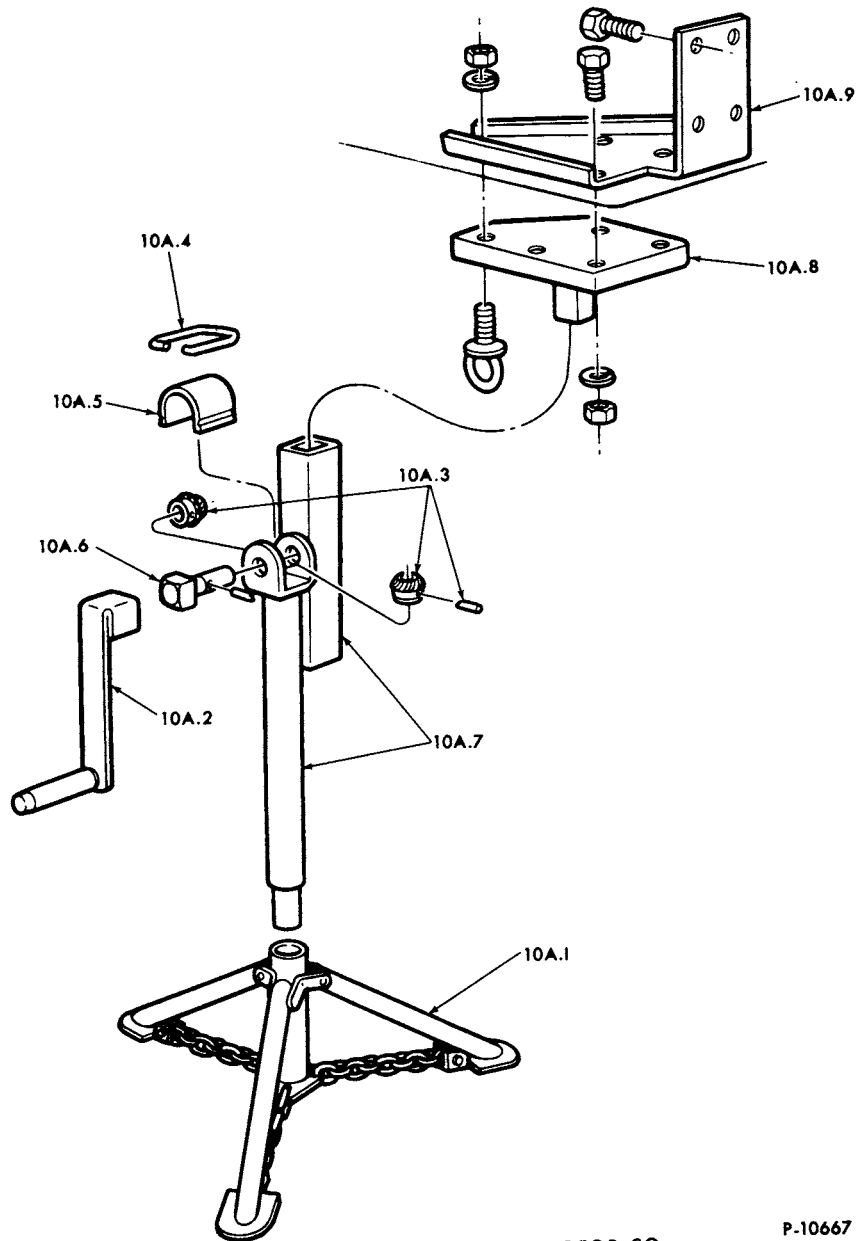
N.P.N. - No Part Number

AMERICAN ROAD
CAMPER

1973/79
TRUCK SERIES 100/500

SECTION R/V 10 1

JACKS



P-10667

PARTS ARE NO LONGER AVAILABLE FROM FORD MOTOR CO.
REFER TO R/V GENERAL INFORMATION SECTION FOR ORDERING INSTRUCTIONS.

FIG. NO. 10A--JACKS and RELATED PARTS

| FIG. NO. | PART NAME and DESCRIPTION | PART NUMBER | QTY. |
|----------|--------------------------------------|-----------------|------|
| 10A | Jack kit (leveling)--incl. (4) jacks | D35Z 70042003-A | 1 |
| 10A.1 | Tripod (leveling jack) | D35Z 70043004-A | 4 |
| 10A.2 | Crank (leveling jack) | D35Z 70043002-A | 1 |
| 10A.3 | Gear set bevel (leveling jack) | D35Z 70043003-A | AR |
| 10A.4 | Clip (gear cover) | N.P.N. | 4 |
| 10A.5 | Cover (gears) | N.P.N. | 4 |
| 10A.6 | Shaft (gears) | N.P.N. | 4 |
| 10A.7 | Stem (leveling jack) | N.P.N. | 4 |
| 10A.8 | Plate (leveling jack mounting lower) | N.P.N. | 4 |
| 10A.9 | Plate (leveling jack mounting upper) | N.P.N. | 4 |

N.P.N. - No Part Number

